



Match 13 & 14 // Oct. 4 & 6, 2024 // Oxford & Starkville, Miss. // Gillom Center & Newell-Grissom Building

TENNESSEE LADY VOLS



Head Coach:
Eve Rackham Watt

Record at UT:
124-60 (7th Season)

2024 Record:
8-4 (1-1 SEC)

Team Stats

	NCAA Rk	SEC Rk	UT
Aces/Set	109	7	1.66
Assists/Set	47	9	12.49
Blocks/Set	164	11	2.07
Digs/Set	274	10	13.02
Hitting Pct.	9	3	.294
Kills/Set	43	6	13.49
Opponent Hitting Pct.	267	15	.229

STAT LEADERS

KILLS	TOTAL	K/S
Nina Cajic	220	4.68
Kiki Granberry	104	2.21
ASSISTS	TOTAL	A/S
Caroline Kerr	495	10.53
Ashlyn King	32	0.70
ACES	TOTAL	SA/S
Nina Cajic	14	0.30
Caroline Kerr	12	0.26
DIGS	TOTAL	D/S
Nina Cajic	107	2.28
Hayden Kubik	100	2.27
BLOCKS	TOTAL	B/S
Kiki Granberry	43.0	0.91
Paityn Chapman	30.0	0.67

OLE MISS REBELS



Head Coach:
Bre Henry

Record at OM:
25-28 (3rd Season)

2024 Record:
10-3 (0-1 SEC)

Team Stats

	NCAA Rk	SEC Rk	OM
Aces/Set	65	5	1.78
Assists/Set	54	10	12.41
Blocks/Set	107	6	2.24
Digs/Set	135	4	14.55
Hitting Pct.	53	8	.247
Kills/Set	67	11	13.24
Opponent Hitting Pct.	42	3	.166

MISS STATE BULLDOGS



Head Coach:
Julie Darty Dennis

Record at MS:
83-96 (7th Season)

2024 Record:
7-3 (1-0 SEC)

Team Stats

	NCAA Rk	SEC Rk	MS
Aces/Set	237	11	1.37
Assists/Set	3	1	13.71
Blocks/Set	22	3	2.71
Digs/Set	33	3	16.45
Hitting Pct.	50	7	.249
Kills/Set	6	2	14.29
Opponent Hitting Pct.	50	4	.169

CAJIC MAKES HISTORY WITH 42-KILL PERFORMANCE

During Tennessee's win against Western Michigan on 9/19, outside hitter **Nina Cajic** had a *performance for the ages*, tallying **42 kills on 76 attacks and .500 hitting**. Here's a breakdown of all the notable marks from that match:

- Shattered the *Tennessee all-time record for kills in a match*, besting the previous record of 41 kills by **Stephanie Ehlers** against Washington State on Sept. 24, 1988.
- Became the *first player in SEC history* to eclipse 40 kills in a match *during the modern era*.
- One of two NCAA players* during the 25-point rally scoring era to have **40-plus kills in a four-set match**.
- Most kills by a DI player in a match *this season*.
- Averaged 10.5 kills per set and had **20 kills in the final frame**.

THE NEXT GREAT OUTSIDE UNDER RACKHAM WATT

Eve Rackham Watt and her teams have *consistently found offensive success* since arriving on Rocky Top. UT has ranked inside the **top 15 nationally in kills per set** in three out of her first six seasons and *five Lady Vol outside hitters* have *garnered All-American status*. This year, **Nina Cajic** has established herself as the top attacker. She's posted **two 30-kill efforts and is averaging 4.68 kills per set (8th nationally, 2nd in the SEC)**.

KERR NAMED TO AVCA PLAYER OF THE YEAR WATCH LIST

On Wednesday, Tennessee's Caroline Kerr earned a spot on the inaugural **2024 Division I Player of the Year Award watch list** from the AVCA. Last season, the redshirt sophomore earned All-America Second Team recognition from AVCA and was a Fourth Team selection by VolleyballMag.com as one of the nation's top setters.

CHAPMAN MAKING INSTANT IMPACT AS FRESHMAN

One of the Lady Vols' top signees for the 2024 class, right side hitter **Paityn Chapman** has quickly made noise on Rocky Top. The Castle Rock, Colorado, native is second on the team in blocks (31) and third in aces (11) and kills (99). She's finished with *double-digit kills in six contests* and has two five-block matches. Her play has been recognized already by the conference, as she's a *two-time SEC Freshman of the Week*.

ACED!!!

The Lady Vols *set a 25-point rally scoring era program record with 15 aces* during their first match against Coastal Carolina. The previous record was 12, which occurred on five occasions, including twice last season. UT has posted *double-digit aces in a match 11 times* during the **Eve Rackham Watt** era, including *six times in the last two seasons*.

2024 SCHEDULE

RECORD	8-4
SEC	1-1
NON-CONFERENCE	7-3
HOME	5-1
AWAY	3-3
NEUTRAL	0-0

DATE	OPPONENT	TIME/RESULT
8/30	#7 Penn State	L, 1-3
9/1	at #6 Louisville	L, 0-3
9/5	#25 UCLA	W, 3-0
9/6	LIU	W, 3-0
9/10	at Western Kentucky	W, 3-2
9/14	at Coastal Carolina	W, 3-1
9/15	at Coastal Carolina	W, 3-0
9/16	at Wofford	L, 2-3
9/19	Western Michigan	W, 3-1
9/20	Western Michigan	W, 3-1
9/25	Alabama*	W, 3-2
9/29	at Oklahoma*	L, 1-3
10/4	at Ole Miss*	7:30 pm
10/6	at Mississippi State*	3 pm
10/13	at Missouri*	3 pm
10/16	Kentucky*	6:30 pm
10/20	Auburn*	2 pm
10/25	at Florida*	7 pm
11/1	at Georgia*	7 pm
11/3	at South Carolina*	1 pm
11/8	LSU*	6:30 pm
11/10	Texas A&M*	1 pm
11/15	Georgia*	6:30 pm
11/22	Arkansas*	6:30 pm
11/24	South Carolina*	2 pm
11/27	at Texas*	8 pm

* - SEC Match

All Times in Eastern

TABLE OF CONTENTS

	Notes
Page 3-5	Single-Match Records
Page 5	Europe Trip Recap
Page 6	Rackham Watt Bio
Page 7	Player Pages
Page 8-14	Starters / Milestone Tracker
Page 15	Match Stat Leaders / Highs
Page 16	Match Team Stats
Page 17	Season Stats
Page 18-20	NCAA Rankings
Page 21	Broadcast Sheet
Page 22	

TEAM BREAKDOWN

MEDIA CREDENTIALS

Requests for working media credentials should be directed to volleyball contact Josh Lively. Those wishing to attend a match are asked to call the Strategic Communications Office to be placed on the pass list.

Photo credentials will be issued to accredited photographers or those individuals on special assignment. Because there are designated areas for photographers, we ask that anyone shooting a volleyball match at Food City Center check with Josh prior to the start of the contest.

RADIO

Food City Center is available for radio broadcasts through UT Telephone Services. In order to access these lines, those interested in broadcasting a particular match need to inform the UT Athletics Strategic Communications Office in writing at their earliest convenience and no later than three weeks prior to the contest. Radio stations also will need to contact UT Telephone Services at (865) 974-3121 to order a telephone line for use at the contest(s).

STATISTICAL SERVICES

Services provided include statistics generated from the Genius Live Stats computer program. Match statistics will be handed to all attending members of the media and sports information personnel after every game. Following the match, final statistics will be emailed to the visiting sports information director's email list.

INTERVIEWS

Interviews will be available following the match after a 10-minute cooling-off period. Media wishing to interview the coaches or any players other than on match days are required to set up interviews with 24 hours notice through Josh Lively in the UT Strategic Comms Office.

STRATEGIC COMMUNICATIONS

Overnight Mail Address

1551 Lake Loudon Blvd.
Brenda Lawson Center, Ground Floor
Knoxville, TN 37996

Josh Lively

Office Phone: 865-974-9534

Cell: 865-235-9728

Email: joshlively@tennessee.edu

FOLLOW ONLINE

Website

UTSports.com/volleyball

Twitter

@Vol_Vball

@EveRackhamWatt

Facebook

Facebook.com/UTVolleyball

Instagram

Vol_Vball

YouTube

YouTube.com/UTSportsTV



2024 TENNESSEE ROSTER

No.	Name	Class	Pos.	Ht.	Hometown	High School/Last College
1	Nina Cajic	Gr.	OH	6' 0"	Subotica, Serbia	Towson
2	Eryn Jones	R-Fr.	OH	6' 0"	Goodyear, Ariz.	TCU
3	Orian Drove	Fr.	L/DS	5' 7"	Weston, Fla.	Mater Academy
4	Paityn Chapman	Fr.	OH	6' 3"	Castle Rock, Colo.	Castle View HS
6	Mackenzie Plante	So.	L/OH	6' 2"	Dripping Springs, Texas	Dripping Springs HS
8	Camdyn Stucky	Fr.	S	6' 3"	Wichita, Kan.	South Maize HS
9	Lauren Woodford	Gr.	S	5' 8"	Edina, Minn.	Syracuse
10	Ashllyn King	Sr.	L	6' 1"	Murfreesboro, Tenn.	Blackman HS
11	Caroline Kerr	R-So.	S	5' 11"	Champaign, Ill.	St. Thomas More HS
12	Ajack Malual	Jr.	RS	6' 1"	Rome, Italy	Chaminade
13	Katie Barrier	So.	DS	5' 5"	Nashville, Tenn.	Ensworth HS
14	Sydney Jaynes	So.	L/DS	6' 0"	Northfield, Minn.	Northfield HS
16	Chelsea Sutton	Fr.	MB	6' 4"	Ponte Vedra Beach, Fla.	Ponte Vedra HS
17	Emily Beeker	R-Jr.	MB	6' 5"	Hendersonville, N.C.	Hendersonville HS
18	Julianna Santiago	Fr.	DS	5' 4"	Nashville, Tenn.	Battleground Academy
19	Klaudia Pawlik	R-Jr.	MB	6' 6"	Hansk, Poland	Sklodowskiej-Curie
23	Cate Schnell	R-Fr.	OH/DS	6' 1"	San Diego, Calif.	Cathedral Catholic HS
29	Abby Ekeler	Sr.	L/DS	5' 10"	Flower Mound, Texas	Chattanooga
33	Hayden Kubik	Jr.	OH	6' 2"	West Des Moines, Iowa	Nebraska
77	Keondrea Granberry	Jr.	MB	6' 3"	Winter Garden, Fla.	Windermere HS

COACHING STAFF

Head Coach: Eve Rackham Watt (North Carolina, '03)

Record at Tennessee (Years): 116-56 (7th)

Overall Record: 116-56 (59-33 SEC)

Associate Head Coach: Tyler Adams (7th Season)

Assistant Coach: Gavin Watt (7th Season)

Assistant Coach: Kelsey Campeau (3rd Season)

Director of Operations: Jessica Quinn (5th Season)

Volleyball Office Phone: (865) 974-4275

PRONUNCIATION GUIDE

Nina Cajic	CHI-itsh
Orian Drove	Ori-ON Droar (like drawer)
Caroline Kerr	Caro-LINE (not lynn)
Ajack Malual	Mahl-WAHL
Klaudia Pawlik	PAH-lick
Mackenzie Plante	PLAHN-tay
Hayden Kubik	Cubic
<i>Ajack Malual goes by AJ</i>	
<i>Keondrea Granberry goes by Kiki</i>	

TEAM INFORMATION

2023 Record: 26-65

SEC Record (Finish): 15-3 (2nd)

NCAA Finish (AVCA Rank): Sweet 16 (9)

Starters Returning: 2

MB Keondrea Granberry, S Caroline Kerr

Starters Lost: 4+Libero

MB Raeven Chase, RS Morgahn Fingall, OH Erykah Lovett, OH Jenaisya Moore, L Yelianiz Torres

Newcomers: 9

4 Transfers | 5 Freshmen

OH Nina Cajic, OH Eryn Jones, OH Hayden Kubik, RS Ajack Malual

OH Paityn Chapman, L/DS Orian Drove, DS Julianna Santiago, S Camdyn Stucky, MB Chelsea Sutton

Competition Facility: Food City Center | **Practice Facility:** Joan Cronan Volleyball Center

BY THE NUMBERS

18

Tennessee will play 18 matches this season against teams who advanced to the NCAA Tournament last year.

3

The Lady Vols have produced an All-American outside during each of the last three seasons.

#15

UT entered the season ranked 15th in the nation. The last time it was higher to begin the year was in 2006 (11th).

OUR RECORD WHEN...

LOCATION	Overall	SEC
Home	5-1	1-0
Away	3-3	0-1
Neutral	--	--
RANKING		
vs. Ranked Opponent	1-2	--
MATCH LENGTH		
3-Set Matches	3-1	--
4-Set Matches	3-2	0-1
5-Set Matches	2-1	1-0
STATISTICAL LEADERS		
UT hits .250 or better	7-2	1-1
UT hits below .250	1-2	--
Opp. hits .250 or better	0-4	0-1
Opp. hits below .250	8-0	1-0
UT has higher attack %	8-2	1-1
UT has lower attack %	0-2	--
Teams have same attack %	--	--
UT has more kills	8-1	1-0
UT has fewer kills	0-3	0-1
Same number of kills	--	--
3 players with 10+ kills	3-1	--
3 players hit .300+ (min. 10 attempts)	5-2	0-1
UT hits 30+ kills	8-4	1-1
UT allows 30+ kills	7-4	1-1
UT hits 50+ kills	4-2	1-1
UT allows 50+ kills	3-2	1-1
UT has more aces	6-0	1-0
UT has fewer aces	2-3	0-1
Same number of aces	0-1	--
UT has more digs	5-1	--
UT has fewer digs	2-3	0-1
Same number of digs	1-0	1-0
UT has more blocks	8-0	1-0
UT has fewer blocks	0-4	0-1
Same number of blocks	--	--
SET W/L		
UT wins Set 1	6-1	1-0
loses Set 1	2-3	0-1
UT wins Set 2	6-0	--
loses Set 2	2-4	1-1
UT wins Set 3	7-2	1-1
loses Set 3	1-2	--
UT wins Set 4	3-1	--
loses Set 4	2-2	1-1
UT wins Set 5	2-0	1-0
loses Set 5	0-1	--
MONTH		
August	0-1	--
September	8-3	1-1
October	--	--
November	--	--
December	--	--
DAY		
Sunday	1-2	0-1
Monday	0-1	--
Tuesday	1-0	--
Wednesday	1-0	1-0
Thursday	2-0	--
Friday	2-1	--
Saturday	1-0	--
COLOR		
Wearing Orange	3-3	0-1
Wearing White	5-1	1-0
Wearing Summitt Blue	--	--

TENNESSEE'S OFFENSIVE SUCCESS UNDER RACKHAM WATT

- Head coach **Eve Rackham Watt** and her staff have consistently produced great offensive numbers since her first season on Rocky Top.
- Five hitters have garnered **All-American status since 2018**, including each season since 2021.
- The Lady Vols ranked inside the top 15 nationally in kills per set during **three of the last six seasons**, including being **second last year** at 14.75.
- Tennessee is **one of six teams in the country** to finish both in the **top 15 for kills per set** and the **top 20 for hitting percentage** twice over the past three seasons.
- After a slow start to this season, the Lady Vols are beginning to find their identity on the offensive end thanks in large part to **Nina Cajic**.

UT in National Rankings for Kills Per Set & Hit%

Year	K/S	NCAA Rank	Hit%	NCAA Rank
2018	14.26	13th	.249	39th
2019	13.67	39th	.249	42nd
2020-21	13.21	72nd	.236	56th
2021	14.15	11th	.271	17th
2022	13.39	65th	.261	29th
2023	14.75	2nd	.304	4th
2024	13.49	45th	.294	9th

NINA CAJIC: THE NEXT GREAT OUTSIDE HITTER FOR THE LADY VOLS

- After losing two All-American hitters from last year, the Lady Vols entered the season with a major void to fill. Tennessee didn't wait long to determine who would step up and take charge on offense.
- Nina Cajic** (pronounced CHI-itsh) is a graduate transfer outside hitter who transferred to UT this year after four seasons at Towson. She was the 2023 CAA Player of the Year and garnered all-conference honors four times. The Big Orange knew she would contribute early thanks to her experience, but her offensive skillset has only increased since arriving on Rocky Top and training with **Eve Rackham Watt** and her staff.
- The Subotica, Serbia, native **ranked eighth nationally and second in the SEC** in kills per set at 4.68, and she's **13th and third in points per set** (5.18).
- She's finished with double-digit kills in all but one match this season, including **three performances with 20+ kills** to match her total from her four years combined at Towson.
- Cajic is the **only Lady Vol during the 25-point rally scoring era** to have 30 kills in a match, and she's done so twice already.
- Her top performance came against Western Michigan, when she **broke the Tennessee school record and SEC modern era record** for kills in a match with 42. She hit .500 in the contest and became just the **second player in NCAA history** to have 40-plus kills in a four-set match during the 25-point rally scoring era.



- Tennessee's boasted several top-tier attackers recently with individuals like Morgahn Fingall and Tessa Grubbs. Here's how she stacks up to five of the recent greats on Rocky Top who garnered All-American accolades:

Name	K/S	Pts/S	Hit%
Nina Cajic (2024)	4.68	5.18	.314
Morgahn Fingall (2023)	4.31	5.00	.321
Morgahn Fingall (2022)	4.39	5.10	.301
Jenaisya Moore (2023)	3.72	4.02	.302
Breana Runnels (2021)	3.75	4.15	.224
Tessa Grubbs (2018)	4.19	4.47	.276
Erica Treiber (2018)	2.90	3.88	.392

- Cajic is currently averaging more kills per set than any of the five Lady Vol All-Americans and is tied for the most points per set.
- Her 42 kills against the Broncos are the **most kills registered by any Division I player in a match this season** regardless of sets. In that contest, she had 12 kills combined in the first two sets before posting 10 in the third frame followed by an **incredible 20 kills in the fourth stanza**. Her program-record-breaking 42nd kill was the match winner.
- Cajic has posted at least **six kills in a set 11 times**, including three double-digit efforts.

Cajic's Top Performances

Opponent	Kills	K/S	Hit%
Western Michigan (9/19)	42	10.5	.500
Alabama	31	6.2	.338
Oklahoma	22	5.5	.429
Coastal Carolina (9/15)	17	5.7	.371
#25 UCLA	14	4.7	.324

Most Kills in a Match this Season (NCAA)

Name (Team)	Opp.	Sets	Kills
Nina Cajic (Tennessee)	WMU	4	42
Caylen Alexander (Hawaii)	Texas St.	5	38
Kamryn Chaney (Princeton)	HPU	5	34

Cajic Posts 10+ Kills in a Set

Opponent	Kills	Set	Hit%
Western Michigan (9/19)	20	4	.643
Alabama	12	2	.391
Western Michigan (9/19)	10	3	.455

GRANBERRY'S BREAKOUT SEASON

- Junior middle blocker **Kiki Granberry** is having a breakout season offensively after being a force in on the defensive end during her first two seasons at UT. So far this year, she **leads the nation in hitting percentage** at .512 and is **second on the team in kills** with 104. She's also the team leader in blocks (43) after posting eclipsing 100 during her freshman and sophomore campaigns.

LADY VOL DEFENSE NOTABLES

- During the last 10 matches, Tennessee held opponents to less than .200 hitting during 17 sets, including four with a negative percentage.
- Solidifying the back row, **Nina Cajic** and **Hayden Kubik** both have triple digit digs already, as Cajic boasts 107 while Kubik has 100. **Caroline Kerr** (92) and **Ashlyn King** (86) aren't far behind.
- Against the 25th-ranked UCLA Bruins, the Lady Vols had 54 digs (an average of 18/set) and nine blocks to lead UT to the ranked sweep.
- The Lady Vols held the LIU Sharks to just 15 kills during the outing, an average of just five kills per set for the match. LIU finished the match with a -.052 hitting percentage after UT recorded 37 digs and eight blocks.
- The effort marked the fewest kills allowed in a match by the Big Orange since holding Tennessee Tech to 12 on August 29, 2014. It was the fourth time during the Eve Rackham Watt era in which the Lady Vols held their opponent to less than 20 kills in a match. LIU's hitting percentage was the lowest by a UT opponent since Marshall had -.054 on September 15, 2017.
- Against Western Kentucky, the Big Orange recorded 15 blocks, including seven in a decisive third set. Three Lady Vols had at least five blocks, with **Kiki Granberry** finishing with a career-high 11 blocks on the night.

NO DAYS OFF WITH LOADED 2024 SLATE

- With a schedule that includes **15 NCAA Tournament teams and seven conference champions** from a year ago, Tennessee will have to bring its A game each day this season.
- The slate includes 18 matches against 15 different teams that made the NCAA Tournament, including **seven teams that earned national seeds** and **five that advanced to the Sweet 16**.
- The Lady Vols will face the **reigning league champs** from the SEC, Big 12, Conference USA, Mid-Atlantic Conference, Sun Belt Conference, Southern Conference and Northeast Conference.
- Tennessee wastes no time jumping into its loaded non-conference schedule. The Big Orange opens the 2024 campaign with a home match against perennial powerhouse Penn State, who's advanced to the Sweet 16 in the NCAA Tournament during 20 of the last 21 seasons. Coming off a 23-9 record a year ago, the Nittany Lions return two All-Big Ten players.
- Capping off the opening weekend of play, the Lady Vols head north to face Louisville on the road. The Cardinals earned a No. 2 seed during the NCAA Tournament last year, advancing to the Elite Eight, and ended the season with a 27-5 record and ranked sixth nationally. Louisville returns a trio of All-Americans—led by outside hitter and 2023 ACC Player of the Year Anna DeBeer.
- The Big Orange returns to Rocky Top the second weekend of the season, hosting UCLA and 2023 NEC champion Long Island for back-to-back

matches. The Bruins were 18-12 a year ago, but they had four wins against Top-50 teams in the RPI and posted an impressive 15-5 record away from home in a tough Pac-12 conference. LIU entered its league tournament as a four seed and completed a Cinderella run to punch its ticket to the NCAA Tournament.

- Then, Tennessee travels to the Bluegrass State for a second time to take on Western Kentucky. Last season, the Hilltoppers claimed their 17th Conference USA title during a historic season and entered the NCAA Tournament on a 24-match winning streak, before falling to the Lady Vols, 3-0, in the second round.
- Continuing a four-match road trip, the Big Orange heads to the Palmetto State for three contests, beginning with a pair of matches against Coastal Carolina. The Chanticleers are the reigning Sun Belt regular season and tournament champions. Coastal fell in the opening round of the NCAA Tournament to WKU in Knoxville. The road slate concludes with a contest at Wofford, the 2023 Southern Conference Tournament champions.
- The Lady Vols return home to host Western Michigan for matches on back-to-back days to conclude the non-conference slate. WMU is coming off a historic 31-3 season that saw the Broncos claim their seventh MAC title. The squad's 31 wins in 2023 marked the most since 1982, and with an upset over seventh-seeded Auburn, they advanced to the second round of the NCAA Tournament for the first time since 2008.
- Eight of Tennessee's 14 opponents in its SEC slate made the NCAA Tournament last year. Five of those eight advanced past the first round, with three making it to the Sweet 16 or further.

2023 NCAA Tournament Teams on UT's Schedule

School (Seeding)	Record	Tourney Finish
Penn State (#5)	23-9	Sweet 16
Louisville (#2)	27-5	Elite Eight
Long Island	13-19	First Round
Western Kentucky	30-5	Second Round
Coastal Carolina	22-10	First Round
Wofford	23-8	First Round
Western Michigan	31-3	Second Round
Missouri	18-13	Second Round
Kentucky (#2)	21-8	Sweet 16
Auburn (#7)	20-10	First Round
Florida (#4)	19-10	Second Round
Georgia	19-12	First Round
Texas A&M	16-13	First Round
Arkansas (#3)	28-6	Elite Eight
Texas (#2)	28-4	National Champs

AVCA TOP 25 POLL

SEPT. 30, 2024

Rank	Team	Record	Prev.
1	Pittsburgh [61]	12-0	1
2	Nebraska	12-1	2
3	Penn State	12-1	4
4	Louisville	10-2	5
5	Stanford	9-2	3
6	Creighton	11-2	6
7	Texas	7-3	8
8	Kansas	11-1	9
9	Wisconsin	7-4	7
10	Purdue	10-3	10
11	Oregon	10-1	11
12	Minnesota	8-4	16
13	Kentucky	7-6	12
14	Baylor	10-3	19
15	Arizona State	12-2	14
16	Florida State	10-2	18
17	SMU	10-3	23
18	Florida	10-3	15
19	Georgia Tech	8-3	13
20	BYU	9-3	17
21	USC	9-3	20
22	TCU	9-3	22
23	Dayton	12-1	24
24	Auburn	12-1	NR
25	Washington	12-0	NR

Receiving Votes: **Tennessee 98**; Miami (FL) 39; **Arkansas 33**; Marquette 29; Utah 20; **UCLA 2**

Bolded Opponents on UT's 2024 schedule



October 3, 2024

SOUTHEASTERN SEC CONFERENCE

2024 VOLLEYBALL

	SEC	Pct.	Home	Away	Overall	Pct.	Home	Away	Neutral	T25	T10	Streak
Texas	3-0	1.000	1-0	2-0	8-3	.727	4-1	3-1	1-1	2-2	1-1	W5
Auburn	2-0	1.000	2-0	0-0	12-1	.923	8-0	1-1	3-0	2-1	0-0	W6
Arkansas	2-0	1.000	2-0	0-0	12-2	.857	6-0	1-2	5-0	0-0	0-0	W4
Mississippi State	1-0	1.000	0-0	1-0	7-3	.700	2-2	3-1	2-0	0-0	0-0	W6
Kentucky	2-1	.667	1-0	1-1	8-6	.571	6-2	2-2	0-2	1-5	0-5	W2
Texas A&M	1-1	.500	1-1	0-0	10-2	.833	6-1	2-1	2-0	0-2	0-2	W1
Florida	1-1	.500	0-1	1-0	10-3	.769	5-2	3-1	2-0	1-2	0-0	L1
Missouri	1-1	.500	0-0	1-1	9-4	.692	3-0	3-2	3-2	0-2	0-1	L1
Tennessee	1-1	.500	1-0	0-1	8-4	.667	5-1	3-3	0-0	1-2	0-2	L1
Oklahoma	1-2	.333	1-1	0-1	7-4	.636	1-1	3-1	3-2	1-2	0-0	L1
Ole Miss	0-1	.000	0-0	0-1	10-3	.769	3-0	2-3	5-0	0-0	0-0	L1
Georgia	0-1	.000	0-0	0-1	6-5	.545	3-1	0-3	3-1	0-2	0-0	L2
South Carolina	0-2	.000	0-1	0-1	9-4	.692	6-2	2-1	1-1	0-2	0-1	L2
Alabama	0-2	.000	0-0	0-2	8-5	.615	3-2	2-2	3-1	0-2	0-0	L4
LSU	0-2	.000	0-2	0-0	8-5	.615	4-4	1-1	3-0	0-2	0-1	L3



DEFENDING THE HOME COURT

- Tennessee owns an impressive 73-20 record at home during the **Eve Rackham Watt** era, and it's even more eye opening when you realize the Lady Vols are 43-10 in the last four seasons.
- The Big Orange has won double-digit home matches in four of Rackham Watt's six seasons on Rocky Top, including each of the last three.
- UT has beaten eight top-25 opponents inside of Food City Center since 2018, including ranked non-conference wins against No. 9 Baylor (2021), No. 22 Michigan State (2018) and No. 25 UCLA (2024).
- A big part of the success at home has been the crowd. Tennessee's enjoyed its two best seasons for total attendance and average crowds during the Rackham Watt era. To open the 2024 campaign, UT saw its program record for single-match attendance shattered when 6,193 fans packed out Food City Center for the contest against Penn State.
- *The top four largest home crowds in Tennessee history have occurred this year.*
- The Big Orange finished with its highest total attendance (27,553) and best average attendance (1,722) in program history in 2023, shattering the previous records of 19,127 and 1,471 during the 2019 campaign. Nine of the 10 largest crowds in UT history have been under her watch.

Tennessee's Home Record Since 2018

Season	Record	Top-25 Wins
2024	2-1	#25 UCLA
2023	14-2	#22 Auburn
2022	12-4	--
2021	12-3	#Baylor
2020-21	8-4	#15 South Carolina #16 Missouri (2x)
2019	8-5	--
2018	14-1	#14 Florida #22 Michigan State

Top 10 Home Crowds in Program History

Opponent	Att.	Date
1. #7 Penn State	6,193	8/30/24
2. Alabama	4,408	9/25/24
3. #25 UCLA	3,702	9/5/24
4. LIU	3,399	9/6/24
5. #5 Kentucky	3,376	10/27/21
6. #6 Illinois	3,342	8/30/19
7. Georgia	3,311	10/28/05
8. Western Michigan	2,766	9/19/24
9. #22 Auburn	2,575	10/13/23
10. #23 Kentucky	2,545	10/15/23

WORK HARD, PLAY HARDER

- One area of Tennessee volleyball that often goes unmentioned outside the program is strength and conditioning, but it certainly plays a major part in the team's success on the court.
- The Lady Vols are trained by veteran strength coach **Brad Roll**, who *boasts 20 years of experience in the NFL and 40 combined with college.*
- Roll trained pro football players during stints with the Tampa Bay Buccaneers, Miami Dolphins, Buffalo Bills, St. Louis Rams, Oakland Raiders and Cleveland Browns.
- The former collegiate football player for Blinn College and Stephen F. Austin has an impressive resume in the collegiate realm as well. He worked with the Kansas men's basketball team when it won the 1988 national championship along with Miami football during its NCAA title seasons in 1989 and 1991.

- Roll has been on Rocky Top since 2016, and he has greatly elevated the level of training for the volleyball program. Here are some of the top numbers by Lady Vols in the weight room from this spring/summer:

Hang Clean (1 Rep Max)

Emily Beeker	195
Klaudia Pawlik	195
Kiki Granberry	185
Hayden Kubik	185
Nina Cajic	175

Dumb Bell Bench Press (# of Reps w/50lbs)

Emily Beeker	25
Caroline Kerr	22
Mackenzie Plante	17
Hayden Kubik	16
Klaudia Pawlik	14

Front Squat (1 Rep Max)

Klaudia Pawlik	215
Caroline Kerr	190
Katie Barrier	185
Emily Beeker	185
Nina Cajic	185
Paityn Chapman	185

Vertical Jump (Inches)

Nina Cajic	38.2"
Kiki Granberry	29.6"
Emily Beeker	28.3"
Lauren Woodford	27.2"
Eryn Jaynes	26.4"

SINGLE-MATCH RECORDS BY SET (25-POINT RALLY SCORING ERA)

THREE SETS

Kills	23	Morgahn Fingall	at Alabama	Nov. 25, 2022
Attempts	45 (2x)	Kelsey Robinson	Villanova	Aug. 27, 2011
Hitting %	.923	Leah Hinkey	vs. Marshall	Sept. 12, 2009
Assists	50	Mary Pollmiller	at Maryland	Sept. 8, 2012
Aces	6	Caroline Kerr	UT Martin	Aug. 26, 2023
Digs	28	Ellen Mullins	at Chattanooga	Sept. 5, 2013
Solo Blocks	4 (2x)	Kiki Granberry	vs. Boston College	Sept. 1, 2023
Block Assists	10	Erica Trieber	at Georgia	Sept. 27, 2015
Total Blocks	10 (2x)	Erica Trieber	at Georgia	Sept. 27, 2015

FOUR SETS

Kills	42	Nina Cajic	Western Michigan	Sept. 19, 2024
Attempts	76	Nina Cajic	Western Michigan	Sept. 19, 2024
Hitting %	.667	Erica Trieber	at Alabama	Nov. 6, 2015
Assists	64	Mary Pollmiller	Kentucky	Nov. 23, 2011
Aces	5 (4x)	Morgahn Fingall	at Alabama	Nov. 23, 2022
Digs	36	Brooke Schumacher	vs. UTSA	Sept. 1, 2017
Solo Blocks	7	Danielle Mahaffey	Mississippi State	March 5, 2021
Block Assists	10	Ava Bell	at Georgia	Oct. 15, 2021
Total Blocks	12	Danielle Mahaffey	Arkansas	Sept. 25, 2021

FIVE SETS

Kills	31	Nina Cajic	Alabama	Sept. 25, 2024
Attempts	85	Tessa Grubbs	Illinois	Aug. 30, 2019
Hitting %	.786	Addisyn Rowe	vs. Colorado State	Nov. 30, 2018
Assists	69	Mary Pollmiller	at Ole Miss	Nov. 11, 2011
Aces	6	Erica Trieber	at Texas A&M	Oct. 19, 2018
Digs	37	Ellen Mullins	Jacksonville State	Sept. 21, 2013
Solo Blocks	3 (6x)	Danielle Mahaffey	Texas A&M	Oct. 3, 2021
Block Assists	11	DeeDee Harrison	vs. Michigan	Nov. 29, 2012
Total Blocks	13	Leah Hinkey	Kentucky	Nov. 25, 2009

Min. 12 kills for hitting percentage



LADY VOLS ENJOYED EUROPEAN TOUR AHEAD OF SEASON

Beneficial for multiple facets of the program, Tennessee volleyball traveled to Italy and Poland for a 12-day, 5-match European Tour in May and June. Major stops included Florence, Milan and Rome in Italy along with Krakow in Poland.

WELCOME HOME, AJACK AND KLAUDIA!

For two Lady Vols, the trip was a chance to return home from Rocky Top. **Ajack Malual** (Rome, Italy) and **Klaudia Pawlik** (Hansk, Poland) were no strangers to the countries during the tour and offered additional insight to local cultures and history for the team throughout the trip.

While Malual had only been on campus for a few weeks after spending the spring semester at home, the chance to go home for Pawlik was extra special. The opportunity marked the first time that the redshirt junior middle blocker got to play in front of her friends and family as a Lady Vol. She regularly makes the trip to Poland for Christmas and after the school year ends, but her family has never been to Knoxville.

IMPROVING ON THE COURT, GROWING AS A TEAM

While the trip offered an incredible cultural experience, it was equally important for the Lady Vols to get a head start on competing and training together after losing five starters from last season and adding nine newcomers. Because of the trip, Tennessee had 10 extra practices and five matches to learn the team's strengths

and weaknesses heading into the 2024 campaign. It was an invaluable opportunity that should help greatly with the transition from three All-Americans graduating.

PLACES TO GO, THINGS TO SEE

Constantly on the go would be the best way to describe the 12 days in Europe. The Lady Vols explored numerous cities, saw many historical sights and enjoyed local cuisine each day.

In Italy, Tennessee began the trip by going straight to the Duomo and Galleria in Milan before heading north for a day at the stunning Lake Como. From there, the team enjoyed a couple days in Tuscany region, visiting Florence, Lucca and even the Leaning Tower of Pisa. UT's time in Italy concluded with a couple of days in the Eternal City, where the squad visited famous places such as the Colosseum, Trevi Fountain and the Vatican.

In Poland, the Lady Vols started in the small mountainous town of Szczyrk, which is renowned for vibrant ski resorts and outdoor scene. Here, Tennessee took on the Polish U22 National Team on back-to-back days to end the competition portion of the trip. During the travel between the two stops in Poland, the team took a somber and emotional visit to the Auschwitz-Birkenau camps. The final destination of the trip was to the beautiful city of Krakow, where the team explored the downtown area while getting to experience the Great Dragon Parade, a local festival that occurs every June.

TENNESSEE'S TOP PERFORMERS

While everyone who made the trip saw a decent amount of action, a handful of Lady Vols separated themselves ahead of the season.

It's no surprise that a main area of focus was replacing the All-American duo of **Morgahn Fingall** and **Jenaisya Moore** on the attacking front. UT addressed that by bringing in five hitters. Leading the way in kills for the Lady Vols was Nebraska transfer **Hayden Kubik**, who was one of the top ranked recruits in her signing class. She finished with 42 kills and showed why she was highly rated coming out of high school. Behind her were a pair of returners, as middle blocker **Kiki Granberry** notched 32 kills on a .540 hitting percentage and outside hitter **Mackenzie Plante** recorded 31.

In the serving game, five Lady Vols recorded at least three aces during the trip, as Plante led the team with five. **Sydney Jaynes** and **Ashllyn King** each posted four, while Kubik and **Abby Ekeler** had three each.

Defensively, the Big Orange tallied 33 blocks and 234 digs during the trip. Four players had at least four blocks, with middle blocker **Klaudia Pawlik's** eight rejections pacing the squad. Freshman middle blocker **Chelsea Sutton** showed off her skills at the net, recording seven blocks. Tennessee's top attacker was also the team's top preventer of opposing scores, as Kubik tallied 42 digs on the trip. Redshirt sophomore **Caroline Kerr** was second with 34. A combined six Lady Vols recorded at least 20 digs, as the team placed a major emphasis on defensive improvement during the spring.

HEAD COACH EVE RACKHAM WATT



CAREER HIGHLIGHTS

- **124-60** record as the head coach at Tennessee
- **75-37** SEC record as the head coach at Tennessee
- **Led** Tennessee to the Sweet Sixteen in the NCAA Tournament in 2023
- **Three** 20 win seasons as Lady Vol head coach

Rackham's Career BY THE NUMBERS:

27 AVCA All-America selections to go along with 35 All-Region honorees

40 All-conference selections.

2 Conference players of the year. In addition, three players have been named defensive player of the year and four have been newcomer of the year.

29 Top-100 ranked recruits since 2011. This includes the No. 3 signing class in 2016 and the No. 8 class in 2012, which included three eventual All-Americans.

AS AN ASSISTANT & PLAYER:

- **210-77 record** as an assistant at North Carolina (2009-17)
- **2014** AVCA Div. I Assistant Coach of the Year
- **Elite Eight** appearance in 2014
- **ACC Champion** in 2014 and 2016
- **110-27 record** as a player at North Carolina (1999-2002)
- **3x** ACC Conference Champion (1999, 2000, 2001)
- **4x** NCAA Tournament appearances (1999, 2000, 2001, 2002)
- **12.58** all-time career leader in assists per set in school history

RACKHAM WATT EFFECT

Tennessee volleyball head coach Eve Rackham Watt is in her seventh season on Rocky Top in 2024 and has compiled a record of 124-60. In her first six seasons, Rackham Watt became the fastest coach in program history to reach 20 wins in conference play, became the second-fastest to reach the 50-win and 100-win milestones in Tennessee history. The Sebastopol, California, native is currently the third-winningest coach in program history and holds a 75-37 record against SEC opponents.

During the 2023 campaign, she coached the Lady Vols to their second-highest ranking in program history at No. 8, and the team earned its highest-ever NCAA Tournament national seed at No. 10. UT reached the regional semifinal for the first time since 2005 thanks to an offense that led the SEC and ranked inside the top five nationally in kills per set, assists per set and hitting percentage.

Throughout her time on Rocky Top, Rackham Watt has coached eight different Lady Vols to All-American status, including six during the last three seasons. Tennessee has been represented on the AVCA All-Region list eight times and the All-SEC team on 10 occasions. Rackham Watt and her staff have coached two athletes to National Player of the Week status, as Erica Treiber (2018) and Morgahn Fingall (2022, 2023) earned the prestigious honor.

Successful teams are powered by successful players, and her student-athletes consistently maximize their athletic potential. Throughout her time as a college coach, Rackham Watt has produced 27 AVCA All-American selections, 40 all-conference honorees, two conference Players of the Year, three conference Defensive Players of the Year, four conference Newcomers/Freshmen of the Year, 35 AVCA All-Region selections, one AVCA Regional Player of the Year, two AVCA Regional Freshmen of the Year and four NCAA Regional All-Tournament Team selections.

In the classroom, Rackham Watt has coached 11 CSC (formerly CoSIDA) Academic All-District honorees and two CSC Academic All-American. During the 2024 spring semester, the Lady Vols posted their highest GPA ever of any semester at 3.63. Under her leadership, Tennessee volleyball has earned the USMC/

AVCA Team Academic Award during each of the last four years (2021-24), marking the best streak in program history. Fingall earned SEC Scholar-Athlete of the Year honors in 2022 and 2023.

At the professional level, Tessa Grubbs and Breana Runnels both enjoyed successful 2022-23 seasons. Grubbs was named the MVP of the Swiss League, while leading her team to a championship title. Runnels replicated the same success in the Finnish Champions league, earning the top honors while guiding her team to a title. Following the 2023 campaign, Fingall and Jenaisya Moore were selected in the Pro Volleyball Federation Draft. Fingall was taken with the No. 4 overall pick by the Grand Rapids Rise, while Moore was selected in the fourth round with the No. 28 pick by the Columbus Fury.

Between her time at the helm at Tennessee and serving as UNC's recruiting coordinator, Rackham Watt has put together an impressive track record when it comes to identifying and bringing in top talent. In total, she signed 26 top-100 prospects between 2011-18. During the 2020 signing class, she signed Tennessee's highest-rated recruit since 2013 when Jasmine Brooks joined the Lady Vols as a top-50 national recruit. With the Tar Heels, she signed three top-10 classes in the country, including the No. 3 overall class by PrepVolleyball.com in 2016.

RACKHAM WATT YEAR-BY-YEAR

Year	Overall (SEC)	Finish/Postseason
2018	26-6 (16-2)	2nd SEC, NCAA 2nd Rd
2019	15-13 (9-9)	T-7th SEC
2020-21	12-8 (12-8)	5th SEC
2021	20-10 (11-7)	4th SEC, NCAA 2nd Rd
2022	17-14 (11-7)	T-4th SEC, NCAA 1st Rd
2023	26-5 (15-3)	2nd SEC, Sweet 16
2024	8-4 (1-1)	--
Total	124-60 (75-37)	

LADY VOLS IN THE SEC RANKINGS (Per Set)

Year	Kills	Hit%	Asts	Aces	Digs	Blks
2018	2	4	2	12	3	4
2019	5	5	6	7	5	10
2020-21	4	4	6	12	2	3
2021	2	3	3	12	4	1
2022	4	3	7	7	5	8
2023	1	1	1	3	2	6
2024	6	3	9	7	10	11

COACHES & STAFF



EVE RACKHAM WATT
Head Coach
7th Year at Tennessee



TYLER ADAMS
Associate Head Coach
7th Year at Tennessee



GAVIN WATT
Assistant Coach
7th Year at Tennessee



KELSEY CAMPEAU
Assistant Coach
3rd Year at Tennessee



JESSICA QUINN
Director of Operations
5th Year at Tennessee



#13 • Katie Barrier

Sophomore • DS • 5-5 • Nashville, Tenn. • Ensworth HS

MATCH HIGHS

Season.....	Stat	Career
-	Kills	-
-	Assists.....	-
-	Aces.....	2
-	Digs.....	2
-	Blocks.....	-
-	Points	2

- Saw action in five matches as a freshman, recording three digs and two aces.
- Attended Ensworth High School and played club ball for Tennessee Performance in Franklin.
- Named a team captain for three seasons and guided the Tigers to a pair of DII-AA state semifinal finishes.
- Garnered MaxPreps Underclass Second Team All-America honors.

SEASON	TEAM	SM-MP	K	K/S	E	TA	PCT	A	A/S	SA	SA/S	SE	DIG	D/S	RE	BS	BA	TB	B/S	BE	BHE	PTS	PTS/S
2023-24	UT	10-5	0	0.00	0	0	.000	0	0.00	2	0.20	1	3	0.30	0	0	0	0	0.00	0	0	2.0	0.20
TOTAL			0	0.00	0	0	.000	0	0.00	2	0.20	1	3	0.30	0	0	0	0	0.00	0	0	2.0	0.20



#17 • Emily Beeker


RS-Junior • MB • 6-5 • Hendersonville, N.C. • Hendersonville HS

MATCH HIGHS

Season.....	Stat	Career
9	Kills	9
-	Assists.....	1
-	Aces.....	-
1	Digs.....	1
4	Blocks.....	6
10.5	Points	10.5

- Posted a career-high nine kills twice this season and has 31 kills during the last four matches.
- Recorded a block in each match she's played in this season.
- Ranked fourth on the team in blocks last year; Led the team in blocks in a match five times.
- Named SEC Co-Defensive Player of the Week after averaging 2.50 points, 1.83 blocks and 1.33 kills per set against No. 22 Kentucky and Missouri.

SEASON	TEAM	SM-MP	K	K/S	E	TA	PCT	A	A/S	SA	SA/S	SE	DIG	D/S	RE	BS	BA	TB	B/S	BE	BHE	PTS	PTS/S
2022-23	UT	20-10	7	0.35	5	22	.091	0	0.00	0	0.00	0	2	0.10	0	1	6	7	0.35	1	0	11.0	0.55
2023-24	UT	45-18	53	1.18	13	101	.396	1	0.02	0	0.00	0	5	0.11	0	7	29	36	0.80	2	0	74.5	1.66
2024-25	UT	25-9	38	1.52	13	70	.357	0	0.00	0	0.00	0	3	0.12	0	3	15	18	0.72	0	0	48.5	1.94
TOTAL			98	1.09	31	193	.347	1	0.01	0	0.00	0	10	0.11	0	11	50	61	0.68	3	0	134.0	1.49



#1 • Nina Cajic

Graduate • OH • 6-0 • Subotica, Serbia • Towson

MATCH HIGHS

Season.....	Stat	Career
42	Kills	42
2	Assists.....	5
4	Aces.....	5
19	Digs.....	21
5	Blocks.....	9
44.5	Points	44.5

PRODUCTION TRACKER

Stat	'20	'21	'22	'23	'24	Car
10+ Kills	5	12	15	23	11	66
15+ Kills	2	2	2	8	7	20
20+ Kills	0	0	1	2	3	6
Multiple Aces	1	2	0	12	4	19
5+ Blocks	1	5	4	0	1	11
Double-Doubles	2	0	0	6	4	12

- Leads team in kills with 220; **Ranks 8th nationally in kills per set** (4.68) and **13th in points per set** (5.18), second and third respectively in the SEC.
- Broke the **Tennessee record and SEC modern era record for kills in a match with 42** against Western Michigan (9/19); Averaged 10.5 kills per set.
- Became the **second NCAA player during the 25-point rally scoring era to have 40-plus kills in a four-set match**; Most kills by any DI player this year.

- Posted a four double-doubles for the season, including three times in the last five matches.
- 2023 CAA Player of the Year & Four-time All-CAA honoree.
- Her mother, Branislava, played on the national volleyball team in Yugoslavia. Igor, her father, was a two-time champion in Serbia and Montenegro with the volleyball team Buducnost Podgorica.

SEASON	TEAM	SM-MP	K	K/S	E	TA	PCT	A	A/S	SA	SA/S	SE	DIG	D/S	RE	BS	BA	TB	B/S	BE	BHE	PTS	PTS/S
2020-21	Towson	22-7	79	3.59	20	188	.314	8	0.36	6	0.27	15	65	2.95	7	0	18	18	0.82	0	1	94.0	4.27
2021-22	Towson	81-23	212	2.62	43	498	.339	8	0.10	10	0.12	32	68	0.84	7	3	55	58	0.72	2	0	252.5	3.12
2022-23	Towson	109-31	303	2.78	58	655	.374	7	0.06	2	0.02	7	47	0.43	0	4	81	85	0.78	4	0	349.5	3.21
2023-24	Towson	106-30	389	3.67	85	934	.325	34	0.32	41	0.39	67	215	2.03	44	7	42	49	0.46	1	2	458.0	4.32
2024-25	UT	47-12	220	4.68	53	532	.314	8	0.17	14	0.30	31	107	2.28	8	3	13	16	0.34	0	0	243.5	5.18
TOTAL FOR UT			47 - 12	220	4.68	53	.314	8	0.17	14	0.30	31	107	2.28	8	3	13	16	0.34	0	0	243.5	5.18
TOTAL			365 - 103	1203	3.30	259	.336	65	0.18	73	0.20	152	502	1.38	66	17	209	226	0.62	7	3	1398	3.83



#4 • Paityn Chapman

Freshman • OH • 6-3 • Castle Rock, Colo. • Castle View HS

MATCH HIGHS

Season.....	Stat	Career
15	Kills	15
1	Assists.....	1
3	Aces.....	3
8	Digs.....	8
5	Blocks.....	5
18.0	Points	18.0

- Two-time SEC Freshman of the Week selection.
- Owns six double-digit kill performances this season and has recorded five or more blocks twice
- Ranks second on the team blocks and third in aces and kills.
- Ranked as the No. 134 player in the 2023 class by PrepVolleyball.com.
- Her father played basketball at the University of Utah.

SEASON	TEAM	SM-MP	K	K/S	E	TA	PCT	A	A/S	SA	SA/S	SE	DIG	D/S	RE	BS	BA	TB	B/S	BE	BHE	PTS	PTS/S
2024-25	UT	45-12	99	2.20	34	265	.245	3	0.07	11	0.24	19	26	0.58	1	6	24	30	0.67	1	0	128.0	2.84



#3 • Orian Drore

Freshman • L/DS • 5-7 • Weston, Fla. • Mater Academy

MATCH HIGHS

Season.....	Stat	Career
-	Kills	-
-	Assists.....	-
-	Aces.....	-
-	Digs.....	-
-	Blocks.....	-
-	Points	-

- Will be a factor in the competition for starting libero after a solid showing during the team's European trip over the summer.
- Played for the Tribe Volleyball Club.
- *"She will compete from day one as a libero and help solidify our back row play. She has an excellent platform and good range on defense but what really separates her is the ability to out-of-system set and communicate at a high level."* - **Head Coach Eve Rackham Watt**



#29 • Abby Ekeler

Senior • DS • 5-10 • Flower Mound, Texas • Chattanooga

MATCH HIGHS

Season.....	Stat	Career
-	Kills	2
2	Assists.....	24
3	Aces.....	3
11	Digs.....	14
-	Blocks.....	-
3.0	Points	4.0

- Finished with 19 aces last season, which was more than her first two seasons combined.
- Recorded multiple digs in five contests last year.
- Her father, Mike Ekeler, is Tennessee football's Outside Linebackers/Special Teams Coordinator.

SEASON	TEAM	SM-MP	K	K/S	E	TA	PCT	A	A/S	SA	SA/S	SE	DIG	D/S	RE	BS	BA	TB	B/S	BE	BHE	PTS	PTS/S
2021-22	UTC	30-9	3	0.10	2	9	.111	109	3.63	4	0.13	15	62	2.07	0	0	0	0	0.00	2	5	7.0	0.23
2022-23	UT	72-20	0	0.00	0	0	.000	4	0.06	9	0.13	23	22	0.31	0	0	0	0	0.00	0	0	9.0	0.13
2023-24	UT	76-23	0	0.00	0	0	.000	2	0.03	19	0.25	20	31	0.41	0	0	0	0	0.00	0	0	19.0	0.25
2024-25	UT	40-11	0	0.00	0	0	.000	10	0.25	8	0.20	13	46	1.15	0	0	0	0	0.00	0	0	8.0	0.20
TOTAL FOR UT		188 - 54	0	0.00	0	0	.000	16	0.09	36	0.19	56	99	0.53	0	0	0	0	0.00	0	0	36.0	0.19
TOTAL		218 - 63	3	0.01	2	9	.111	125	0.57	40	0.18	71	161	0.74	0	0	0	0	0.00	2	5	43.0	0.20



#77 • Keondrea Granberry

Junior • MB • 6-3 • Winter Garden, Fla. • Windermere HS

MATCH HIGHS

Season.....	Stat	Career
13	Kills	14
1	Assists.....	2
-	Aces.....	-
5	Digs.....	5
11	Blocks.....	11
17.0	Points	17.5

PRODUCTION TRACKER

Stat	'20	'21	'22	'23	'24	Car
5+ Kills	-	-	16	20	12	48
10+ Kills	-	-	1	1	5	7
.500 Hit % or Better	-	-	8	7	6	21
5+ Blocks	-	-	8	12	2	22
10+ Blocks	-	-	1	0	1	2
Had Multiple Digs	-	-	4	6	4	14

- Leads the NCAA in hitting percentage at .512.
- Second on the team in kills with 104 and leads the squad in blocks (43).
- Poised for a breakout season in 2024, specifically from an offensive standpoint as the returner with the most kills from last year's team.
- Averaging the highest kills per set in her career (2.21); Posted double-digit kills in a match five times after doing so just twice in her first two seasons.

- Posted the first double-double of her career during win against Western Kentucky, tallying 11 kills and a career-best 11 blocks.
- Team leader in blocks last year; Second season in a row she's reached triple-digit rejections.
- Tabbed to the SEC All-Freshman Team in 2022.

SEASON	TEAM	SM-MP	K	K/S	E	TA	PCT	A	A/S	SA	SA/S	SE	DIG	D/S	RE	BS	BA	TB	B/S	BE	BHE	PTS	PTS/S
2022-23	UT	114-31	149	1.31	44	316	.332	4	0.04	0	0.00	2	22	0.19	1	14	89	103	0.90	2	1	207.5	1.82
2023-24	UT	94-28	162	1.72	49	317	.356	6	0.06	0	0.00	0	21	0.22	0	13	95	108	1.15	8	0	222.5	2.37
2024-25	UT	47-12	104	2.21	18	168	.512	4	0.09	0	0.00	0	16	0.34	0	8	35	43	0.91	2	0	129.5	2.76
TOTAL		255 - 71	415	1.63	111	801	.380	14	0.05	0	0.00	2	59	0.23	1	35	219	254	1.00	12	1	559.5	2.19



#14 • Sydney Jaynes

Sophomore • L/DS • 6-0 • Northfield, Minn. • Northfield HS

MATCH HIGHS

Season.....	Stat	Career
-	Kills	-
3	Assists.....	3
2	Aces.....	2
15	Digs.....	15
-	Blocks.....	-
2	Points	2

- Fourth on the team in aces with nine.
- A consensus top-50 player in the country (PrepVolleyball.com/No. 42 and PrepDig.com/No. 43) for the 2023 signing class.
- Finalist for Minnesota Miss Volleyball Player of the Year in 2022.
- Led Northfield to a 27-4 record during her senior season – the Raiders were ranked as high as No. 1 in the state and No. 14 in the country during the year – finishing as Big 9 Conference Champions.

SEASON	TEAM	SM-MP	K	K/S	E	TA	PCT	A	A/S	SA	SA/S	SE	DIG	D/S	RE	BS	BA	TB	B/S	BE	BHE	PTS	PTS/S
2023-24	UT	30-13	0	0.00	0	0	.000	0	0.00	5	0.17	6	6	0.20	0	0	0	0	0.00	0	0	5.0	0.17
2024-25	UT	35-11	0	0.00	0	2	.000	7	0.20	9	0.26	16	34	0.97	3	0	0	0	0.00	0	0	9.0	0.26
TOTAL		65 - 24	0	0.00	0	2	.000	7	0.11	14	0.22	22	40	0.62	3	0	0	0	0.00	0	0	14.0	0.22



#2 • Eryn Jones


RS-Freshman • OH • 6-0 • Goodyear, Ariz. • TCU

MATCH HIGHS

Season.....	Stat	Career
11	Kills	11
2	Assists.....	2
2	Aces.....	2
13	Digs.....	13
4	Blocks.....	4
15.0	Points	15.0

- Had a career day against Western Michigan (9/20), recording the first double-double of her career while posting personal bests in kills (11), blocks (4) and points (15.0) to go along with 11 digs.
- Transferred from TCU after redshirting her freshman season in 2023.
- Was a four-year letterwinner at Millennium High School, where she totaled 1,255 kills, 955 digs, 177 aces and 164 total blocks.

SEASON	TEAM	SM-MP	K	K/S	E	TA	PCT	A	A/S	SA	SA/S	SE	DIG	D/S	RE	BS	BA	TB	B/S	BE	BHE	PTS	PTS/S
2024-25	UT	44-12	27	0.61	11	81	.198	10	0.23	5	0.11	9	75	1.70	12	3	8	11	0.25	2	0	39.0	0.89
TOTAL		44 - 12	27	0.61	11	81	.198	10	0.23	5	0.11	9	75	1.70	12	3	8	11	0.25	2	0	39.0	0.89



#11 • Caroline Kerr

RS-Sophomore • S • 5-11 • Champaign, Ill. • St. Thomas More HS

MATCH HIGHS

Season.....	Stat	Career
6	Kills	6
57	Assists.....	57
4	Aces.....	6
11	Digs.....	19
3	Blocks.....	3
11.0	Points	11.0

PRODUCTION TRACKER

Stat	'20	'21	'22	'23	'24	Car
40+ Assists	-	-	-	14	6	20
50+ Assists	-	-	-	5	2	7
10+ Digs	-	-	-	5	3	8
Double-Doubles	-	-	-	5	3	8
Multiple Aces	-	-	-	8	2	10
3+ Kills	-	-	-	13	8	21

- Named to the AVCA's Division 1 Player of the Year Award watch list.
- Ranks third in the SEC and 18th nationally in assists per set (10.53).
- Posted a career-high 57 assists in four-set victory against Western Michigan (9/19); Averaged 14.25 assists per set.
- Earned SEC Player and Setter of the Week following performance against #25 UCLA and LIU.

- Ranked third nationally, second in the SEC and led all NCAA freshmen in assists per set at 11.75.
- Earned All-America Second Team honors from AVCA and was a Fourth Team selection by VolleyballMag.com in 2023.
- Tabbed to the All-SEC, SEC All-Freshman and AVCA All-Region Teams and collected 11 SEC weekly honors as a freshman last year.

SEASON	TEAM	SM-MP	K	K/S	E	TA	PCT	A	A/S	SA	SA/S	SE	DIG	D/S	RE	BS	BA	TB	B/S	BE	BHE	PTS	PTS/S
2023-24	UT	106-31	70	0.66	22	150	.320	1245	11.75	33	0.31	35	210	1.98	0	6	34	40	0.38	8	3	126.0	1.19
2024-25	UT	47-12	43	0.91	6	79	.468	495	10.53	12	0.26	14	92	1.96	1	5	14	19	0.40	0	1	67.0	1.43
TOTAL		153 - 43	113	0.74	28	229	.371	1740	11.37	45	0.29	49	302	1.97	1	11	48	59	0.39	8	4	193.0	1.26



#10 • Ashllyn King


Senior • L/DS • 6-1 • Murfreesboro, Tenn. • Blackman HS

MATCH HIGHS

Season.....	Stat	Career
-	Kills	8
5	Assists.....	8
2	Aces.....	4
23	Digs.....	23
-	Blocks.....	-
2.0	Points	8.0

- Recorded double-digit digs in 25 matches throughout her career, including five 20-plus dig performances.
- Established herself as the team's primary starting libero during the Wofford match.
- Posted a career-high in digs (23) against Western Michigan (9/19).
- Finished tied for second on the team with 31 aces last year, which is the fifth most in a season during the 25-point rallying-scoring era.

SEASON	TEAM	SM-MP	K	K/S	E	TA	PCT	A	A/S	SA	SA/S	SE	DIG	D/S	RE	BS	BA	TB	B/S	BE	BHE	PTS	PTS/S
2021-22	UT	3-3	0	0.00	0	0	.000	0	0.00	0	0.00	1	0	0.00	0	0	0	0	0.00	0	0	0.0	0.00
2022-23	UT	93-26	10	0.11	8	29	.069	78	0.84	13	0.14	25	299	3.22	41	0	0	0	0.00	1	1	23.0	0.25
2023-24	UT	100-31	2	0.02	0	5	.400	18	0.18	31	0.31	34	133	1.33	14	0	0	0	0.00	0	0	33.0	0.33
2024-25	UT	46-12	0	0.00	0	6	.000	32	0.70	2	0.04	2	86	1.87	10	0	0	0	0.00	0	0	2.0	0.04
TOTAL		242 - 72	12	0.05	8	40	.100	128	0.53	46	0.19	62	518	2.14	65	0	0	0	0.00	1	1	58.0	0.24



#33 • Hayden Kubik

Junior • OH • 6-2 • West Des Moines, Iowa • Nebraska

MATCH HIGHS

Season.....	Stat	Career
12	Kills	12
2	Assists.....	2
3	Aces.....	3
17	Digs.....	17
2	Blocks.....	2
13.0	Points	13.0

- Second on the team in digs (100) and ranks fourth in kills at 60.
- Earned the first double-double of her career during win against #25 UCLA, posting 13 digs and 12 kills--both personal best marks.
- Ranked as the No. 1 overall recruit by PrepVolleyball.com in the 2022 class when she signed with Nebraska.

SEASON	TEAM	SM-MP	K	K/S	E	TA	PCT	A	A/S	SA	SA/S	SE	DIG	D/S	RE	BS	BA	TB	B/S	BE	BHE	PTS	PTS/S
2022-23	Nebr	8-4	7	0.88	1	22	.273	1	0.13	0	0.00	0	7	0.88	0	0	1	1	0.13	0	0	7.5	0.94
2023-24	Nebr	10-9	3	0.30	7	15	-.267	0	0.00	0	0.00	1	6	0.60	1	0	0	0	0.00	0	0	3.0	0.30
2024-25	UT	44-12	60	1.36	43	186	.091	9	0.20	9	0.20	6	100	2.27	5	0	7	7	0.16	0	0	72.5	1.65
TOTAL FOR UT		44 - 12	60	1.36	43	186	.091	9	0.20	9	0.20	6	100	2.27	5	0	7	7	0.16	0	0	72.5	1.65
TOTAL		62 - 25	70	1.13	51	223	.085	10	0.16	9	0.15	7	113	1.82	6	0	8	8	0.13	0	0	83.0	1.34



#12 • Ajack Malual

Junior • RS • 6-1 • Rome, Italy • Chaminade

MATCH HIGHS

Season.....	Stat.....	Career
6	Kills	19
-	Assists.....	2
-	Aces.....	4
1	Digs.....	11
1	Blocks.....	5
6.0	Points	24

PRODUCTION TRACKER

Stat	'20	'21	'22	'23	'24	Car
10+ Kills	-	-	5	21	-	26
15+ Kills	-	-	0	9	-	9
10+ Digs	-	-	0	2	-	2
Double-Doubles	-	-	0	2	-	2
5+ Blocks	-	-	1	2	-	3
Multiple Aces	-	-	0	15	-	15

- Saw her first significant playing time of the season at Wofford, tallying six kills on .455 hitting in three sets.
- Played two seasons at Chaminade (DII), where she tallied 539 kills on .251 hitting, 192 digs, 99 blocks and 51 aces and helped the squad earn back-to-back NCAA Tournament appearances.
- Earned AVCA All-America Third Team honors and was All-Pacific West

- Conference First Team selection after a breakout sophomore year in 2023.
- Garnered All-Pacific West Conference Second Team honors in 2022 while helping Chaminade win the conference title, earn a spot in the NCAA West Regional Final and finish with an AVCA national ranking in the final poll.
- Her sister Adhu played at Texas during the 2020-21 season.

SEASON	TEAM	SM-MP	K	K/S	E	TA	PCT	A	A/S	SA	SA/S	SE	DIG	D/S	RE	BS	BA	TB	B/S	BE	BHE	PTS	PTS/S
2022-23	Cham	78-26	157	2.01	78	380	.208	7	0.09	0	0.00	2	31	0.40	1	0	31	31	0.40	2	2	172.5	2.21
2023-24	Cham	114-32	382	3.35	149	863	.270	11	0.10	51	0.45	55	161	1.41	1	6	62	68	0.60	2	0	470.0	4.12
2024-25	UT	8-4	6	0.75	3	16	.188	0	0.00	0	0.00	1	2	0.25	0	0	1	1	0.13	1	0	6.5	0.81
TOTAL FOR UT		8 - 4	6	0.75	3	16	.188	0	0.00	0	0.00	1	2	0.25	0	0	1	1	0.13	1	0	6.5	0.81
TOTAL		200 - 62	545	2.73	230	1259	.250	18	0.09	51	0.26	58	194	0.97	2	6	94	100	0.50	5	2	649.0	3.25



#19 • Klaudia Pawlik

RS-Junior • MB • 6-6 • Hansk, Poland • Skłodowskiej-Curie

MATCH HIGHS

Season.....	Stat.....	Career
5	Kills	8
1	Assists.....	1
-	Aces.....	-
1	Digs.....	4
2	Blocks.....	10
5.0	Points	10.5

- Started 33 matches throughout her career.
- Has shown glimpses of her ability during her first two seasons on Rocky Top with 111 kills on .408 hitting and 96 blocks.
- Had at least five kills in a match five times last season.

SEASON	TEAM	SM-MP	K	K/S	E	TA	PCT	A	A/S	SA	SA/S	SE	DIG	D/S	RE	BS	BA	TB	B/S	BE	BHE	PTS	PTS/S
2022-23	UT	59-18	63	1.07	12	125	.408	2	0.03	0	0.00	1	7	0.12	0	6	61	67	1.14	5	0	99.5	1.69
2023-24	UT	42-15	48	1.14	12	88	.409	0	0.00	0	0.00	0	9	0.21	0	3	26	29	0.69	4	0	64.0	1.52
2024-25	UT	12-6	9	0.75	3	22	.273	1	0.08	0	0.00	0	2	0.17	0	2	1	3	0.25	0	0	11.5	0.96
TOTAL		113 - 39	120	1.06	27	235	.396	3	0.03	0	0.00	1	18	0.16	0	11	88	99	0.88	9	0	175.0	1.55



#6 • Mackenzie Plante

Sophomore • L/OH • 6-2 • Dripping Springs, Texas • Dripping Springs HS

MATCH HIGHS

Season.....	Stat.....	Career
2	Kills	9
1	Assists.....	1
2	Aces.....	2
7	Digs.....	15
-	Blocks.....	2
2.0	Points	10.0

- Began the season at outside hitter but earned the start at libero against Oklahoma.
- Came in as libero in the Sweet Sixteen match against Texas in the third set; Finished with a career-best 15 digs.
- Earned first career start against Evansville in 2023, finishing with eight kills and four digs.

SEASON	TEAM	SM-MP	K	K/S	E	TA	PCT	A	A/S	SA	SA/S	SE	DIG	D/S	RE	BS	BA	TB	B/S	BE	BHE	PTS	PTS/S
2023-24	UT	28-14	32	1.14	15	76	.224	1	0.04	3	0.11	6	44	1.57	6	0	4	4	0.14	1	0	37.0	1.32
2024-25	UT	23-9	4	0.17	4	14	.000	4	0.17	4	0.17	7	16	0.70	4	0	0	0	0.00	0	0	8.0	0.35
TOTAL		51 - 23	36	0.71	19	90	.189	5	0.10	7	0.14	13	60	1.18	10	0	4	4	0.08	1	0	45.0	0.88



#18 • Julianna Santiago

Freshman • DS • 5-4 • Nashville, Tenn. • Battleground Academy

MATCH HIGHS

Season.....	Stat	Career
-	Kills	-
-	Assists.....	-
-	Aces.....	-
-	Digs.....	-
-	Blocks.....	-
-	Points	-

- Two-time Tennessee state champion at Battleground Academy.
- "We are excited to add one of the best in-state players to our roster, while continuing to bolster our defensive specialist unit. What I love most about 'Santi' is how hard she plays, her competitiveness and how vocal she is with her teammates." - Head Coach Eve Rackham Watt



#23 • Cate Schnell

RS-Freshman • OH/DS • 6-1 • San Diego, Calif. • Cathedral Catholic HS

MATCH HIGHS

Season.....	Stat	Career
1	Kills	-
2	Assists.....	1
3	Aces.....	2
2.0	Digs.....	3
-	Blocks.....	-
2.0	Points	2.0

- Redshirted her first season on Rocky Top.
- At Cathedral Catholic, finished the 2022 season 42-0, dropped just one set all year and were named the No. 1 team in the nation by MaxPreps.
- Played 10 seasons of club ball with Coast Volleyball and helped guide her 17s squad to a third-place finish at AAUs in the 18 Open section and third-place finish in the nation at junior nationals.

SEASON	TEAM	SM-MP	K	K/S	E	TA	PCT	A	A/S	SA	SA/S	SE	DIG	D/S	RE	BS	BA	TB	B/S	BE	BHE	PTS	PTS/S
2024-25	UT	17-5	0	0.00	0	2	.000	2	0.12	4	0.24	5	5	0.29	0	0	0	0	0.00	0	0	4.0	0.24



#8 • Camdyn Stucky

Freshman • S • 6-3 • Wichita, Kan. • South Maize HS

MATCH HIGHS

Season.....	Stat	Career
-	Kills	-
-	Assists.....	-
-	Aces.....	-
-	Digs.....	-
-	Blocks.....	-
-	Points	-

- As a senior, Stucky showcased her unique skill set by posting 935 assists, 207 digs, 173 kills, 57 aces and 54 blocks to lead South Maize High School to its best finish ever, placing third overall in the Kansas 5A State Tournament and finishing with a 38-5 record.
- Secured her a spot on the All-State Tournament Team.
- Recorded five matches with 30 or more assists and notched one double-double thanks to a 37-assist, 11-dig outing.



#16 • Chelsea Sutton

Freshman • MB • 6-4 • Ponte Vedra Beach, Fla. • Ponte Vedra HS

MATCH HIGHS

Season.....	Stat	Career
9	Kills	9
-	Assists.....	-
-	Aces.....	-
2	Digs.....	2
6	Blocks.....	6
10.0	Points	10.0

- Earned the start in both of UT's SEC matches with 14 kills and five blocks combined in those contests.
- Program record holder for career blocks at Ponte Vedra High School.
- Helped Ponte Vedra win district titles all four seasons and one state title as a freshman, leading the Sharks in blocks during a 27-0 campaign.

SEASON	TEAM	SM-MP	K	K/S	E	TA	PCT	A	A/S	SA	SA/S	SE	DIG	D/S	RE	BS	BA	TB	B/S	BE	BHE	PTS	PTS/S
2024-25	UT	19-6	24	1.26	7	50	.340	0	0.00	0	0.00	0	2	0.11	0	1	15	16	0.84	1	0	32.5	1.71



#9 • Lauren Woodford

Graduate • S • 5-8 • Edina, Minn. • Syracuse

MATCH HIGHS

Season.....	Stat	Career
-	Kills	3
1	Assists.....	33
-	Aces.....	2
-	Digs.....	14
-	Blocks.....	1
-	Points	5

- In the MBA program at Tennessee after earning a bachelor in biomedical engineering with a minor in finance at Syracuse.
- Saw action in two matches her first year on campus.
- Led Syracuse with 568 assists and averaged 5.51 assists per set in 2022.
- Selected to the 2022 College Sports Communicators Academic All-District Team.

SEASON	TEAM	SM-MP	K	K/S	E	TA	PCT	A	A/S	SA	SA/S	SE	DIG	D/S	RE	BS	BA	TB	B/S	BE	BHE	PTS	PTS/S
2019-20	SU	50-22	3	0.06	1	10	.200	161	3.22	6	0.12	21	33	0.66	0	0	3	3	0.06	2	5	10.5	0.21
2020-21	SU	36-14	4	0.11	1	21	.143	91	2.53	1	0.03	12	17	0.47	0	0	2	2	0.06	1	3	6.0	0.17
2022-23	SU	103-28	25	0.24	11	90	.156	568	5.51	18	0.17	55	153	1.49	2	1	4	5	0.05	1	8	46.0	0.45
2023-24	UT	2-2	0	0.00	0	0	.000	1	0.50	0	0.00	1	1	0.50	0	0	0	0	0.00	0	0	0.0	0.00
2024-25	UT	4-3	0	0.00	0	0	.000	2	0.50	0	0.00	0	0	0.00	0	0	0	0	0.00	0	0	0.0	0.00
TOTAL FOR UT		6 - 5	0	0.00	0	0	.000	3	0.50	0	0.00	1	1	0.17	0	0	0	0	0.00	0	0	0.0	0.00
TOTAL		195 - 69	32	0.16	13	121	.157	823	4.22	25	0.13	89	204	1.05	2	1	9	10	0.05	4	16	62.5	0.32

PRODUCTION TRACKER

Kills

10+ Kills	'20	'21	'22	'23	'24	Car
Nina Cajic	5	12	15	23	11	66
Ajack Malual	-	-	5	21	-	26
Paityn Chapman	-	-	-	-	6	6
Kiki Granberry	-	-	1	1	5	7
Hayden Kubik	-	-	-	-	2	2
Eryn Jones	-	-	-	-	1	1

15+ Kills	'20	'21	'22	'23	'24	Car
Nina Cajic	2	2	2	8	7	20
Ajack Malual	-	-	0	9	-	9
Paityn Chapman	-	-	-	-	1	1

20+ Kills	'20	'21	'22	'23	'24	Car
Nina Cajic	0	0	1	2	3	6

30+ Kills	'20	'21	'22	'23	'24	Car
Nina Cajic	0	0	0	0	2	2

Blocks

5+ Blocks	'20	'21	'22	'23	'24	Car
Kiki Granberry	-	-	8	12	2	22
Nina Cajic	1	5	4	0	1	11
Klaudia Pawlik	-	-	5	0	-	5
Emily Beeker	-	-	0	3	-	3
Ajack Malual	-	-	1	2	-	3
Paityn Chapman	-	-	-	-	2	2
Chelsea Sutton	-	-	-	-	1	1

10+ Blocks	'20	'21	'22	'23	'24	Car
Kiki Granberry	-	-	1	0	1	2
Klaudia Pawlik	-	-	1	0	-	1

Assists

30+ Assists	'20	'21	'22	'23	'24	Car
Caroline Kerr	-	-	-	29	12	41
Lauren Woodford	0	-	1	0	-	1

40+ Assists	'20	'21	'22	'23	'24	Car
Caroline Kerr	-	-	-	14	6	20

50+ Assists	'20	'21	'22	'23	'24	Car
Caroline Kerr	-	-	-	5	2	7

Digs

10+ Digs	'20	'21	'22	'23	'24	Car
Ashlyn King	-	0	19	2	4	25
Nina Cajic	3	0	0	7	3	13
Caroline Kerr	-	-	-	5	3	8
Hayden Kubik	-	-	-	-	4	4
Lauren Woodford	0	-	4	0	-	4
Abby Ekeler	-	2	0	0	1	3
Eryn Jones	-	-	-	-	3	3
Ajack Malual	-	-	0	2	-	2
Sydney Jaynes	-	-	-	-	1	1
Mackenzie Plante	-	-	-	1	-	1

15+ Digs	'20	'21	'22	'23	'24	Car
Ashlyn King	-	0	7	0	1	8
Caroline Kerr	-	-	-	2	1	3
Nina Cajic	1	0	0	0	1	2
Sydney Jaynes	-	-	-	-	1	1
Hayden Kubik	-	-	-	-	1	1
Mackenzie Plante	-	-	-	1	-	1

20+ Digs	'20	'21	'22	'23	'24	Car
Ashlyn King	-	0	4	0	1	5
Nina Cajic	1	0	0	0	-	1

Aces

Multiple Aces	'20	'21	'22	'23	'24	Car
Nina Cajic	1	2	0	12	4	19
Ajack Malual	-	-	0	15	-	15
Ashlyn King	-	0	2	9	1	12
Caroline Kerr	-	-	-	8	2	10
Lauren Woodford	0	0	4	0	-	6*
Abby Ekeler	-	1	0	3	2	6
Sydney Jaynes	-	-	-	2	3	5
Paityn Chapman	-	-	-	-	3	3
Hayden Kubik	-	-	-	-	3	3
Mackenzie Plante	-	-	-	1	1	2
Katie Barrier	-	-	-	1	-	1
Eryn Jones	-	-	-	-	1	1
Cate Schnell	-	-	-	-	1	1

*Woodford had multiple aces in two matches during the 2019 season

5+ Aces	'20	'21	'22	'23	'24	Car
Nina Cajic	0	0	0	1	-	1
Caroline Kerr	-	-	-	1	-	1

Double-Doubles

Double-Doubles	'20	'21	'22	'23	'24	Car
Nina Cajic	2	0	0	6	4	12
Caroline Kerr	-	-	-	5	3	8
Lauren Woodford	0	-	4	0	-	4
Ajack Malual	-	-	0	2	-	2
Abby Ekeler	-	1	0	0	-	1
Hayden Kubik	-	-	-	-	1	1
Kiki Granberry	-	-	-	-	1	1
Eryn Jones	-	-	-	-	1	1

MATCH-BY-MATCH STARTERS

OPPONENT	RS	MH/MB	MH/MB	S	OH	OH	LIBEROS
Penn State	Plante	Granberry	Pawlik	Kerr	Cajic	Kubik	Jaynes/King
at Louisville	Chapman	Granberry	Beeker	Kerr	Cajic	Kubik	Jaynes/King
UCLA	Chapman	Granberry	Pawlik	Kerr	Cajic	Kubik	Ekeler/King
LIU	Jones	Granberry	Pawlik	Kerr	Cajic	Kubik	Ekeler/King
at Western Kentucky	Jones	Granberry	Beeker	Kerr	Cajic	Kubik	Ekeler/King
at Coastal Carolina	Jones	Granberry	Pawlik	Kerr	Cajic	Kubik	Ekeler/King
at Coastal Carolina	Jones	Granberry	Beeker	Kerr	Cajic	Kubik	Ekeler/King
at Wofford	Jones	Granberry	Beeker	Kerr	Cajic	Kubik	Ekeler/King
Western Michigan	Jones	Granberry	Beeker	Kerr	Cajic	Chapman	Ekeler/King
Western Michigan	Jones	Granberry	Sutton	Kerr	Cajic	Kubik	Ekeler/King
Alabama	Jones	Granberry	Sutton	Kerr	Cajic	Chapman	Ekeler/King
at Oklahoma	Jones	Granberry	Sutton	Kerr	Cajic	Kubik	King/Plante
at Ole Miss							
at Mississippi State							
at Missouri							
Kentucky							
Auburn							
at Florida							
at Georgia							
at South Carolina							
LSU							
Texas A&M							
Georgia							
Arkansas							
South Carolina							
at Texas							

MILESTONES & AWARDS

MILESTONE TRACKER

KILLS		Total at UT
1,250 Kills	Career	(Transfers Only)
Nina Cajic	1,203	220
750 Kills		
Ajack Malual	545	6
500 Kills		
Keondreya Granberry	415	
ACES		Total at UT
50 Aces	Career	(Transfers Only)
Ashllyn King	46	
Caroline Kerr	45	
Abby Ekeler	40	36
ASSISTS		Total at UT
2,000 Assists	Career	(Transfers Only)
Caroline Kerr	1,740	
1,000 Assists		
Lauren Woodford	823	3
DIGS		Total at UT
500 Digs	Career	(Transfers Only)
Caroline Kerr	302	
BLOCKS		Total at UT
250 Blocks	Career	(Transfers Only)
Nina Cajic	226	16
100 Blocks		
Klaudia Pawlik	99	
Emily Beeker	61	
Caroline Kerr	59	

AWARDS

CAROLINE KERR
2024 AVCA Division I Player of the Year Award Watch List
2024 Coaches Preseason All-SEC Team
2023 AVCA All-America Second Team
2023 All-SEC Team
2023 AVCA Southeast All-Region Team
3x SEC Player of the Week
3x SEC Setter of the Week
7x SEC Freshman of the Week
2023 Tennessee Classic All-Tournament Team
NINA CAJIC
SEC Co-Offensive Player of the Week (9/23/24)
2023 Coastal Athletic Association Player of the Year
4x All-CAA Team (3x First Team, 1x Second Team)
4x CAA All-Tournament Team
2020 CAA Championships Most Outstanding Player
2022 AVCA East All-Region Honorable Mention
7x CAA Offensive Player of the Week
AJACK MALUAL
2023 AVCA DII All-America Third Team
2023 AVCA DII All-West Region First Team
2023 D2CCA All-West Region Second Team
2023 All-Pacific West Conference First Team
2022 All-Pacific West Conference Second Team
EMILY BEEKER
SEC Co-Defensive Player of the Week (9/25/23)
PAITYN CHAPMAN
2x SEC Freshman of the Week (9/9/24, 9/16/24)

KEONDREYA GRANBERRY
2022 SEC All-Freshman Team

MATCH-BY-MATCH LEADERS

OPPONENT	KILLS	ASSISTS	ACES	DIGS	BLOCKS
Penn State	Chapman (12)	Kerr (38)	-	Jaynes (15)	Granberry (4)
at Louisville	Cajic (9)	Kerr (24)	Jaynes (2)	Kerr (6) Kubik (6)	4 Players (1)
UCLA	Cajic (14)	Kerr (38)	5 Players (1)	Kubik (13)	Granberry (3) Kerr (3)
LIU	Cajic (14)	Kerr (35)	Kerr (3)	Kubik (8)	Chapman (5)
at Western Kentucky	Cajic (17)	Kerr (50)	Kubik (3)	Cajic (13)	Granberry (11)
at Coastal Carolina	Chapman (12)	Kerr (33)	Kerr (4)	Kubik (17)	Beeker (3)
at Coastal Carolina	Cajic (12)	Kerr (33)	Kubik (3)	Kubik (10)	Beeker (4)
at Wofford	Cajic (17)	Kerr (48)	Cajic (4)	Cajic (19)	Beeker (2) Granberry (2)
Western Michigan	Cajic (42)	Kerr (57)	Chapman (3)	King (23)	Sutton (6)
Western Michigan	Cajic (16)	Kerr (44)	Chapman (3)	King (16)	Granberry (6)
Alabama	Cajic (31)	Kerr (48)	Cajic (4)	Kerr (16)	Granberry (4) Jones (4)
at Oklahoma	Cajic (22)	Kerr (47)	Cajic (2) Kubik (2)	Plante (8)	Chapman (3) Granberry (3)
at Ole Miss					
at Mississippi State					
at Missouri					
Kentucky					
Auburn					
at Florida					
at Georgia					
at South Carolina					
LSU					
Texas A&M					
Georgia					
Arkansas					
South Carolina					
at Texas					

MATCH STAT LEADERS

Times a player has led the team in a statistical category in a match (note: ties count as leaders):

KILLS Cajic - 10 Chapman - 2	DIGS Kubik - 5 Cajic - 2 Kerr - 2 King - 2 Jaynes - 1 Plante - 1
ACES Cajic - 4 Chapman - 3 Kerr - 3 Kubik - 3 Jaynes - 2 Ekeler - 1	BLOCKS Granberry - 8 Beeker - 4 Chapman - 2 Jones - 2 Kerr - 2 Sutton - 1
ASSISTS Kerr - 12	

INDIVIDUAL MATCH HIGHS

KILLS 42, Cajic vs. Western Michigan (9/19)
ATTACKS 76, Cajic vs. Western Michigan (9/19)
HITTING % (MIN. 12 K) .611, Granberry at Oklahoma (9/29)
ASSISTS 57, Kerr vs. Western Michigan (9/19)
ACES 4 (2x), last Cajic vs Alabama (9/25)
DIGS 23, King vs. Western Michigan (9/19)
BLOCK SOLOS 2 (7x), last Jones vs. Western Michigan (9/20)
BLOCK ASSISTS 10, Granberry vs. Western Kentucky (9/10)
TOTAL BLOCKS 11, Granberry vs. Western Kentucky (9/10)

TEAM MATCH HIGHS

KILLS 68, vs. Western Michigan (9/19)
ATTACKS 165, vs Alabama (9/26)
HITTING % .427, vs. LIU (9/6)
ASSISTS 66, vs. Western Michigan (9/19)
ACES 15, at Coastal Carolina (9/14)
DIGS 73, vs Alabama (9/26)
BLOCKS 20, vs Alabama (9/26)

TEAM MATCH-BY-MATCH STATS

TEAMS	K	E	TA	PCT	AST	SA	SE	RE	DIG	BS	BA	BE	TB	BHE	PTS
Tennessee	48	23	133	.188	46	0	8	3	52	5	4	0	7	0	55.0
Penn State	60	14	134	.343	55	3	13	0	50	6	6	0	9	0	72.0
Tennessee	30	17	86	.151	29	3	6	7	29	0	4	0	2	0	35.0
Louisville	45	12	89	.371	43	7	11	3	37	1	12	2	7	0	59.0
Tennessee	47	12	108	.324	44	5	6	3	54	8	2	0	9	0	61.0
UCLA	42	14	120	.233	39	3	10	5	42	4	2	0	5	0	50.0
Tennessee	44	9	82	.427	39	8	7	4	37	0	16	0	8	0	60.0
LIU	15	19	77	-.052	13	4	4	8	23	0	4	0	2	0	21.0
Tennessee	67	22	158	.285	56	5	14	6	57	2	26	0	15	0	87.0
Western Kentucky	53	20	141	.234	50	6	11	5	60	2	18	0	11	0	70.0
Tennessee	47	20	127	.213	43	15	11	3	49	1	8	0	5	1	67.0
Coastal Carolina	42	19	128	.180	42	3	14	15	50	2	4	1	4	0	49.0
Tennessee	45	12	96	.344	39	5	5	2	38	2	11	0	7.5	0	57.5
Coastal Carolina	32	14	91	.198	29	2	9	5	30	1	4	2	3	0	37.0
Tennessee	62	20	148	.284	60	7	11	7	68	3	2	1	4	0	73.0
Wofford	59	18	158	.259	54	7	11	7	61	4	6	1	7	0	73.0
Tennessee	68	18	155	.323	66	6	18	8	69	3	18	1	12	0	86.0
Western Michigan	58	25	166	.199	54	8	12	6	61	1	4	1	3	0	69.0
Tennessee	55	11	119	.370	52	7	11	2	52	4	16	3	12	0	74.0
Western Michigan	49	28	135	.156	45	2	7	7	47	0	2	1	1	0	52.0
Tennessee	62	17	165	.273	57	10	16	7	73	2	18	2	20	0	83.0
Alabama	59	23	167	.216	54	7	17	10	73	0	12	1	12	0	72.0
Tennessee	59	14	116	.388	56	7	10	9	34	0	10	0	5	0	71.0
Oklahoma	63	20	130	.331	61	9	8	7	38	3	10	0	8	0	80.0
Tennessee															
Ole Miss															
Tennessee															
Mississippi State															
Tennessee															
Missouri															
Tennessee															
Kentucky															
Tennessee															
Auburn															
Tennessee															
Florida															
Tennessee															
Georgia															
Tennessee															
South Carolina															
Tennessee															
LSU															
Tennessee															
Texas A&M															
Tennessee															
Georgia															
Tennessee															
Arkansas															
Tennessee															
South Carolina															
Tennessee															
Texas															
Tennessee Totals	634	195	1493	.294	587	78	123	61	612	30	135	7	97.5	1	809.5
Opponent Totals	577	226	1536	.229	539	61	127	78	572	24	84	9	66.0	0	704.0

SEASON STATS



2024-25 Tennessee Women's Volleyball Combined Team Statistics All games

Game Records

Overall	Conference	Home	Away	Neutral
8 - 4	1 - 1	5 - 1	3 - 3	0 - 0

Team Box Score

			Attack					Set		Serve				Dig		Blocking						
##	Player	SP	K	K/S	E	TA	PCT	A	A/S	SA	SE	SA/S	RE	DIG	DIG/S	BS	BA	TOT/S	BLK/S	BE	BHE	PTS
1	Cajic, Nina	47	220	4.68	53	532	.314	8	0.17	14	31	0.30	8	107	2.28	3	13	16	0.34	0	0	243.5
2	Jones, Eryn	44	27	0.61	11	81	.198	10	0.23	5	9	0.11	12	75	1.70	3	8	11	0.25	2	0	39.0
4	Chapman, Paityn	45	99	2.20	34	265	.245	3	0.07	11	19	0.24	1	26	0.58	6	24	30	0.67	1	0	128.0
6	Plante, Mackenzie	23	4	0.17	4	14	.000	4	0.17	4	7	0.17	4	16	0.70	0	0	0	0.00	0	0	8.0
9	Woodford, Lauren	4	0	0.00	0	0	.000	2	0.50	0	0	0.00	0	0	0.00	0	0	0	0.00	0	0	0.0
10	King, Ashllyn	46	0	0.00	0	6	.000	32	0.70	2	2	0.04	10	86	1.87	0	0	0	0.00	0	0	2.0
11	Kerr, Caroline	47	43	0.91	6	79	.468	495	10.53	12	14	0.26	1	92	1.96	5	14	19	0.40	0	1	67.0
12	Malual, Ajack	8	6	0.75	3	16	.188	0	0.00	0	1	0.00	0	2	0.25	0	1	1	0.13	1	0	6.5
14	Jaynes, Sydney	35	0	0.00	0	2	.000	7	0.20	9	16	0.26	3	34	0.97	0	0	0	0.00	0	0	9.0
16	Sutton, Chelsea	19	24	1.26	7	50	.340	0	0.00	0	0	0.00	0	2	0.11	1	15	16	0.84	1	0	32.5
17	Beeker, Emily	25	38	1.52	13	70	.357	0	0.00	0	0	0.00	0	3	0.12	3	15	18	0.72	0	0	48.5
19	Pawlik, Klaudia	12	9	0.75	3	22	.273	1	0.08	0	0	0.00	0	2	0.17	2	1	3	0.25	0	0	11.5
23	Schnell, Cate	17	0	0.00	0	2	.000	2	0.12	4	5	0.24	0	5	0.29	0	0	0	0.00	0	0	4.0
29	Ekeler, Abby	40	0	0.00	0	0	.000	10	0.25	8	13	0.20	0	46	1.15	0	0	0	0.00	0	0	8.0
33	Kubik, Hayden	44	60	1.36	43	186	.091	9	0.20	9	6	0.20	5	100	2.27	0	7	7	0.16	0	0	72.5
77	Granberry, Keondreya	47	104	2.21	18	168	.512	4	0.09	0	0	0.00	0	16	0.34	8	35	43	0.91	2	0	129.5
TENNESSEE		47	634	13.49	195	1493	.294	587	12.49	78	123	1.66	61	612	13.02	31	133	97.5	2.07	7	1	809.5
Opponents		47	577	12.28	226	1536	.229	539	11.47	61	127	1.30	78	572	12.17	24	84	66	1.40	9	0	704.0

Team statistics

	UT	OPP
ATTACK		
Kills	634	577
Errors	195	226
Total Attacks	1493	1536
Attack Pct	.294	.229
Kills/Set	13.49	12.28
SET		
Assists	587	539
Attempts	1470	1535
Assist Pct	.399	.351
Assists/Set	12.49	11.47
SERVE		
Aces	78	61
Errors	123	127
Attempts	1072	975
Serve Pct	.885	.870
Aces/Set	1.66	1.30
SERVE RECEPTIONS		
Errors	61	78
Errors/Set	1.30	1.66
Attempts	848	949
Reception Pct	.928	.998
DEFENSE		
Digs	612	572
Digs/Set	13.02	12.17
BLOCKING		
Block solo	31	24
Block Assist	133	84
Total Blocks	97.5	66
Blocks/Set	2.07	1.40
Block Errors	7	9
Ball handling errors	1	0
ATTENDANCE		
Total	21739	14032
Dates/Avg Per Date	6/3623	6/2339
Neutral Site #/Avg	0/0	-
Current win streak	0	-
Home win streak	0	-

Team Results

Date	Opponent	Score	Score-by-set	Att.
08/30/2024	Penn St.	L 1-3	25-22,16-25,15-25,20-25	6193
09/01/2024	at Louisville	L 0-3	14-25,22-25,20-25	7571
09/05/2024	UCLA	W 3-0	25-15,26-24,27-25	3702
09/06/2024	LIU	W 3-0	25-11,25-10,25-14	3399
09/10/2024	at Western Ky.	W 3-2	25-22,15-25,25-12,23-25,15-11	2604
09/14/2024	at Coastal Carolina	W 3-1	24-26,25-18,25-18,25-18	683
09/15/2024	at Coastal Carolina	W 3-0	25-16,25-18,25-17	572
09/16/2024	at Wofford	L 2-3	18-25,20-25,25-13,25-19,12-15	915
09/19/2024	Western Mich.	W 3-1	24-26,25-20,29-27,33-31	2766
09/20/2024	Western Mich.	W 3-1	25-20,25-11,22-25,25-19	1271
* 09/25/2024	Alabama	W 3-2	25-17,25-27,25-20,23-25,15-11	4408
* 09/29/2024	at Oklahoma	L 1-3	25-27,22-25,25-19,23-25	1687



2024-25 Tennessee Women's Volleyball
Combined Team Statistics
In Conference games

Game Records

Overall	Conference	Home	Away	Neutral
1 - 1	1 - 1	1 - 0	0 - 1	0 - 0

Team Box Score

		Attack						Set		Serve			Dig			Blocking						
##	Player	SP	K	K/S	E	TA	PCT	A	A/S	SA	SE	SA/S	RE	DIG	DIG/S	BS	BA	TOT/S	BLK/S	BE	BHE	PTS
1	Cajic, Nina	9	53	5.89	11	113	.372	0	0.00	6	6	0.67	1	18	2.00	0	1	1	0.11	0	0	59.5
2	Jones, Eryn	9	10	1.11	5	37	.135	3	0.33	2	2	0.22	4	15	1.67	1	4	5	0.56	1	0	15.0
4	Chapman, Paityn	9	12	1.33	4	43	.186	0	0.00	0	3	0.00	0	4	0.44	0	5	5	0.56	1	0	14.5
6	Plante, Mackenzie	7	0	0.00	0	1	.000	2	0.29	3	5	0.43	0	8	1.14	0	0	0	0.00	0	0	3.0
10	King, Ashllyn	9	0	0.00	0	0	.000	9	1.00	0	0	0.00	3	13	1.44	0	0	0	0.00	0	0	0.0
11	Kerr, Caroline	9	8	0.89	1	13	.538	95	10.56	2	2	0.22	0	20	2.22	1	3	4	0.44	0	0	12.5
12	Malual, Ajack	1	0	0.00	0	1	.000	0	0.00	0	0	0.00	0	0	0.00	0	0	0	0.00	0	0	0.0
14	Jaynes, Sydney	4	0	0.00	0	0	.000	1	0.25	1	3	0.25	0	2	0.50	0	0	0	0.00	0	0	1.0
16	Sutton, Chelsea	8	14	1.75	1	24	.542	0	0.00	0	0	0.00	0	2	0.25	0	5	5	0.63	0	0	16.5
17	Beeker, Emily	1	0	0.00	0	1	.000	0	0.00	0	0	0.00	0	0	0.00	0	2	2	2.00	0	0	1.0
23	Schnell, Cate	9	0	0.00	0	2	.000	1	0.11	1	2	0.11	0	1	0.11	0	0	0	0.00	0	0	1.0
29	Ekeler, Abby	2	0	0.00	0	0	.000	0	0.00	0	1	0.00	0	2	1.00	0	0	0	0.00	0	0	0.0
33	Kubik, Hayden	9	5	0.56	3	11	.182	1	0.11	2	2	0.22	0	15	1.67	0	0	0	0.00	0	0	7.0
77	Granberry, Keondrea	9	19	2.11	6	35	.371	1	0.11	0	0	0.00	0	7	0.78	1	6	7	0.78	0	0	23.0
TENNESSEE		9	121	13.44	31	281	.320	113	12.56	17	26	1.89	16	107	11.89	3	26	16	1.78	2	0	154.0
Opponents		9	122	13.56	43	297	.266	115	12.78	16	25	1.78	17	111	12.33	3	22	14	1.56	1	0	152.0

Team statistics

	UT	OPP
ATTACK		
Kills	121	122
Errors	31	43
Total Attacks	281	297
Attack Pct	.320	.266
Kills/Set	13.44	13.56
SET		
Assists	113	115
Attempts	277	295
Assist Pct	.408	.390
Assists/Set	12.56	12.78
SERVE		
Aces	17	16
Errors	26	25
Attempts	208	196
Serve Pct	.875	.872
Aces/Set	1.89	1.78
SERVE RECEPTIONS		
Errors	16	17
Errors/Set	1.78	1.89
Attempts	171	182
Reception Pct	.906	.990
DEFENSE		
Digs	107	111
Digs/Set	11.89	12.33
BLOCKING		
Block solo	3	3
Block Assist	26	22
Total Blocks	16	14
Blocks/Set	1.78	1.56
Block Errors	2	1
Ball handling errors	0	0
ATTENDANCE		
Total	4408	1687
Dates/Avg Per Date	1/4408	1/1687
Neutral Site #/Avg	0/0	-
Current win streak	0	-
Home win streak	0	-

Team Results

Date	Opponent		Score	Score-by-set	Att.
* 09/25/2024	Alabama	W	3-2	25-17,25-27,25-20,23-25,15-11	4408
* 09/29/2024	at Oklahoma	L	1-3	25-27,22-25,25-19,23-25	1687



2024-25 Tennessee Women's Volleyball
Overall Team Statistics
All games

Game Records

Overall	Conference	Home	Away	Neutral
8 - 4	1 - 1	5 - 1	3 - 3	0 - 0

Team statistics

	UT	OPP
ATTACK		
Kills	634	577
Errors	195	226
Total Attacks	1493	1536
Attack Pct	.294	.229
Kills/Set	13.49	12.28
SET		
Assists	587	539
Attempts	1470	1535
Assist Pct	.399	.351
Assists/Set	12.49	11.47
SERVE		
Aces	78	61
Errors	123	127
Attempts	1072	975
Serve Pct	.885	.870
Aces/Set	1.66	1.30
SERVE RECEPTIONS		
Errors	61	78
Errors/Set	1.30	1.66
Attempts	848	949
Reception Pct	.928	.998
DEFENSE		
Digs	612	572
Digs/Set	13.02	12.17
BLOCKING		
Block solo	31	24
Block Assist	133	84
Total Blocks	97.5	66
Blocks/Set	2.07	1.40
Block Errors	7	9
Ball handling errors	1	0
ATTENDANCE		
Total	21739	14032
Dates/Avg Per Date	6/3623	6/2339
Neutral Site #/Avg	0/0	-
Current win streak	0	-
Home win streak	5	-

Match wins by #sets

Team	1st	2nd	3rd	4th	5th	TOTAL
Tennessee	0	0	3	3	2	8
Opponents	0	0	1	2	1	4

Points by set

Team	1st	2nd	3rd	4th	5th	TOTAL
Tennessee	280	271	288	197	42	1078
Opponents	252	253	240	187	37	969

NCAA RANKINGS

Statistic	National Rank	Conference Rank	Value	National Leader	Value	Conference Leader	Value
Aces Per Set (334 ranked)	109	7	1.66	Mercer	2.48	Florida	2.18
Assists Per Set (334 ranked)	47	9	12.49	Kansas	13.85	Mississippi St.	13.71
Blocks Per Set (334 ranked)	164	11	2.07	Idaho St.	3.22	Auburn	2.97
Digs Per Set (334 ranked)	274	10	13.02	Western Ill.	19.19	Auburn	17.78
Hitting Percentage (334 ranked)	9	3	0.294	Pittsburgh	0.370	Florida	0.310
Kills Per Set (334 ranked)	43	6	13.49	Penn St.	14.93	Missouri	14.40
Match W-L Pctg. (332 ranked)	83	10	0.667	4 teams tied	1.000	Auburn	0.923
Opp Hitting Percentage (334 ranked)	267	15	0.229	San Jose St.	0.109	Auburn	0.155
Team Assists (334 ranked)	138	9	587	Bryant	792	Arkansas	675

Statistic	Player	National Rank	Conference Rank	Value	National Leader	Value	Conference Leader
Aces Per Set (150 ranked)					Samantha Schnitta, Maryland	0.88	Jordan Iliff, Missouri
Assists Per Set (150 ranked)	Caroline Kerr	18	3	10.53	Camryn Turner, Kansas	11.68	Maddie Waak, Texas A&M
Attacks Per Set (150 ranked)	Nina Cajic	28	2	11.32	Giulia Cardona, Evansville	14.70	Jurnee Robinson, LSU
Blocks Per Set (299 ranked)					Julia Haggerty, Boston College	2.04	Ifenna Cos-Okpalla, Texas A&M
Digs Per Set (150 ranked)					Jada Wills, Drake	6.39	Courtney Jackson, Arkansas
Hitting Percentage (150 ranked)	Keondrea Granberry	1	1	0.512	Keondrea Granberry, Tennessee	0.512	Keondrea Granberry, Tennessee
Kills Per Set (1470 ranked)	Nina Cajic Keondrea Granberry Paityn Chapman Hayden Kubik	8 734 745 1398	2 40 42 64	4.68 2.21 2.20 1.36	Jurnee Robinson, LSU	5.21	Jurnee Robinson, LSU
Kills SG Highs (0 ranked)							
Points (147 ranked)	Nina Cajic	29	3	243.5	Giulia Cardona, Evansville	328.0	Brooklyn DeLeye, Kentucky
Points Per Set (150 ranked)	Nina Cajic	13	3	5.18	Melanie Parra, TCU	6.04	Jurnee Robinson, LSU
Service Aces (145 ranked)					Samantha Schnitta, Maryland	44	Jordan Iliff, Missouri
Total Assists (150 ranked)	Caroline Kerr	44	4	495	Syd Cole, Northern Colo.	630	Emma Grome, Kentucky
Total Attacks (149 ranked)	Nina Cajic	63	3	532	Giulia Cardona, Evansville	823	Brooklyn DeLeye, Kentucky
Total Blocks (190 ranked)					Julia Haggerty, Boston College	94	Zoi Evans, Arkansas
Total Digs (299 ranked)					Paige Gallentine, Chattanooga	298	Courtney Jackson, Arkansas
Total Kills (146 ranked)	Nina Cajic	19	3	220	Giulia Cardona, Evansville	283	Brooklyn DeLeye, Kentucky
Triple Doubles (11 ranked)					Jalyn Stout, Coastal Carolina Phyona Schrader, Notre Dame	6 6	


BROADCAST CHEAT SHEET

- STARTERS LAST MATCH

- LIBERO LAST MATCH



#1 NINA CAJIC
OH | GR | 6-0
Subotica, Serbia



#2 ERYN JONES
OH | R-FR | 6-0
Goodyear, Ariz.



#3 ORRIAN DRORE
L/DS | FR | 5-7
Weston, Fla.



#4 PAITYN CHAPMAN
OH | FR | 6-3
Castle Rock, Colo.



#6 MACKENZIE PLANTE
OH | SO | 6-2
Dripping Springs, Texas



#8 CAMDYN STUCKY
S | FR | 6-3
Wichita, Kan.



#9 LAUREN WOODFORD
S | GR | 5-8
Edina, Minn.



#10 ASHLLYN KING
L/DS | SR | 6-1
Murfreesboro, Tenn.



#11 CAROLINE KERR
S | R-SO | 5-11
Champaign, Ill.



#12 AJACK MALUAL
RS | JR | 6-1
Rome, Italy



#13 KATIE BARRIER
DS | SO | 5-5
Nashville, Tenn.



#14 SYDNEY JAYNES
L/DS | SO | 6-0
Northfield, Minn.



#16 CHELSEA SUTTON
MB | FR | 6-4
Ponte Vedra Beach, Fla.



#17 EMILY BEEKER
MB | R-JR | 6-5
Hendersonville, N.C.



#18 JULIANNA SANTIAGO
DS | FR | 5-4
Nashville, Tenn.



#19 KLAUDIA PAWLIK
MB | R-JR | 6-6
Hansk, Poland



#23 CATE SCHNELL
OH/DS | R-FR | 6-1
San Diego, Calif.



#29 ABBY EKELER
DS | SR | 5-10
Flower Mound, Texas



#33 HAYDEN KUBIK
OH | JR | 6-2
West Des Moines, Iowa



#77 KIKI GRANBERRY
MB | JR | 6-2
Winter Garden, Fla.