

MISSISSIPPI STATE

WOMEN'S BASKETBALL

GAME 11/12

DEC. 17/20, 2024 | 5 P.M. CT / 11 A.M. CT | MONROE, LA. / PRINCESS ANNE, MD. | ESPN+



MISSISSIPPI STATE

10-1 | 0-0 SEC

HEAD COACH: Sam Purcell
RECORD AT MSU: 55-24 (Third Season)
CAREER RECORD: Same
LAST GAME: W, 73-70, vs Belmont (Dec. 14)

AT



ULM

3-5 | 0-0 SBC

HEAD COACH: Missy Bilderback
RECORD AT ULM: 24-19 (Second Season)
CAREER RECORD: Same



UMES

4-7 | 0-0 MEAC

HEAD COACH: Malikh Willis
RECORD AT UMES: 4-7 (First Season)
CAREER RECORD: Same

HOW TO FOLLOW MISSISSIPPI STATE-ULM/UMES

STREAM | ESPN+

LISTEN | HAILSTATE ON-DEMAND

LIVE STATS

Online: HailState.com/Watch
Radio: Starkville 96.1
Talent: Jason Crowder

SOCIAL MEDIA | HAILSTATEWBK

Twitter/Instagram/Facebook: HailStateWBK

MISSISSIPPI STATE HITS THE ROAD FOR THE HOLIDAYS

- Mississippi State hits the road for a pair of matchups against the Louisiana-Monroe and the Maryland Eastern Shore ahead of the Holiday break. Mississippi State face ULM on Tuesday, Dec. 17 at 5 p.m. CT, before it takes on UMES on Friday, Dec. 20 at 11 a.m. CT. Both games will be aired on ESPN+.
- Mississippi State leads the all-time series 7-0 and will face off against ULM for the eighth time in program history on Tuesday. Mississippi State has faced ULM one time under Head Coach Sam Purcell in a decisive 94-39 win on November 29, 2022.
- Mississippi State and UMES will face off for the first time in program history on Friday.
- In its latestest contest, Mississippi State earned a come from behind win, 73-70, over the Belmont inside Cadence Bank Arena in Tupelo, Miss. Redshirt junior guard Destiney McPhaul knocked down three clutch free throws after being fouled on a half-court heave with 0.2 seconds left in regulation.
- Mississippi State is one of four team nationally (South Carolina, UConn, Minnesota) to be 4-0 or better in neutral-site games this season and the Bulldogs are 5-1 away from home in 2024-25.

MISSISSIPPI STATE IN NON-CONFERENCE PLAY UNDER PURCELL

- Mississippi State has won 17 of its last 19 non-conference games, excluding the SEC Tournament, dating back to the 2023-24 season.
- Mississippi State is 38-7 in non-conference games, excluding SEC Tournament, under Head Coach Sam Purcell.
- Mississippi State is 13-2 in December under Purcell.

ELITE DAWGS DEFENSE SETTING THE TONE

- Mississippi State currently leads the SEC and ranks second in the nation in a 30.4 field-goal percentage defense and is second in the SEC and seventh in the nation with a 50.6 scoring defense as of Dec. 16. The Bulldogs lead the SEC and are ninth nationally with a 22.8 three-point field-goal percentage defense through 11 games.
- Per BartTorvik.com, Mississippi State ranks first in the nation with a 35.2 effective field-goal percentage defense and sixth with a 36.0 two-point field-goal percentage defense.
- Mississippi State has held seven of its 11 opponents to its lowest point total this season.
- Mississippi State has held seven opponents under 30.0 percent from the field this season (Memphis 27.1, Alcorn State 28.3 and Alabama State 22.4, Chattanooga 27.1, Mercer 27.8 and Jacksonville 18.9, Chicago State 28.8).
- Mississippi State only allowed a program-record one point in the third quarter against Alabama State on Nov. 13. The 29 points allowed to Alabama State on Nov. 13 was the fifth-lowest total allowed to an opponent in program history.
- Mississippi State has forced 16 or more turnovers in eight games and is averaging 20.5 points off turnovers off 16.2 turnovers forced per game through 11 games.
- Mississippi State only allowed 197 points (39.4 per game) over a five-game stretch from Alcorn State to Jacksonville on Nov. 10-Nov. 24, which is the lowest total over a five-game stretch for the Bulldogs since 2015-16.

PROBABLE STARTERS (BASED ON BELMONT)

#	NAME	POS.	HT.	CL.	HOMETOWN	GP-GS	MPG	PPG	RPG	APG	OTHER
0	Denim DeShields	G	5-5	Jr.	Atlanta, Ga.	11-11	26.5	5.0	1.9	3.8	1.2 SPG, 86.4 FT%
2	Jerkaila Jordan	G	5-10	Gr.^	New Orleans, La.	11-11	29.1	15.0	7.5	2.6	1.4 SPG, 42.9 FG%
4	Eniya Russell	G/F	6-0	Gr.^	Baltimore, Md.	11-11	27.5	14.4	5.3	4.4	51.2 FG%
15	Madina Okot	C	6-6	Jr.	Mumias, Kenya	11-11	21.7	11.5	9.1	0.3	1.1 BPG, 69.2 FG%
21	Debreasha Powe	G/F	6-1	Jr.	Meridian, Miss.	11-11	31.2	9.8	3.9	1.5	48.1 FG%, 47.3 3FG%

2024-25 SCHEDULE

RECORD		10-1
NON-CONFERENCE		10-1
SEC		0-0
HOME		5-0
AWAY		1-1
NEUTRAL		4-0

AP/USAT					
DATE	MSU	OPP	OPPONENT	TV	TIME/RESULT
NOVEMBER (8-0)					
N7	-	-	Memphis	SECN+	W, 100-56
N10	-	-	Alcorn State	SECN+	W, 73-45
N13	RV/RV	-	Alabama State	SECN+	W, 83-29
N17	RV/RV	-	Chattanooga	SECN+	W, 69-44
N20	-/RV	-	Mercer	SECN+	W, 81-44
N24	-/RV	-	vs. Jacksonville!	NBC Sports	W, 80-35
N28	-/RV	-	vs. Utah#	FloCollege	W, 66-62
N29	-/RV	-	vs. South Florida#	FloCollege	W, 59-52
DECEMBER (2-1)					
D4	RV/RV	RV/RV	at Georgia Tech^	ACCN	L, 75-78
D8	RV/RV	-	at Chicago State	NEC Front Row	W, 102-42
D14	-/RV	-	vs. Belmont@	SECN+	W, 73-70
D17	-	-	at ULM	ESPN+	5 p.m.
D20	-	-	at UMES	ESPN+	11 a.m.
D29	-	-	South Carolina State	SECN+	2 p.m.
JANUARY					
J2	-	16/16	at Kentucky*	SECN+	6 p.m.
J5	-	3/3	South Carolina*	SECN	1 p.m.
J9	-	10/11	Oklahoma*	SECN+	6:30 p.m.
J12	-	-	at Georgia*	SECN+	1 p.m.
J16	-	19/18	at Tennessee*	SECN	6 p.m.
J19	-	22/23	Ole Miss*	SECN	2 p.m.
J23	-	-	Auburn*	SECN+	6:30 p.m.
J27	-	-	at Missouri*	SECN	7 p.m.
FEBRUARY					
F2	-	4/4	at LSU*	SECN	1 p.m.
F6	-	-	Arkansas*	SECN+	6:30 p.m.
F9	-	RV/22	Alabama*	SECN	1 p.m.
F13	-	RV/RV	at Vanderbilt*	SECN	8 p.m.
F16	-	-	at Florida*	SECN+	1 p.m.
F23	-	-	Texas A&M*	SECN+	2 p.m.
F27	-	6/6	Texas*	SECN+	6:30 p.m.
MARCH					
M2	-	-	at Auburn*	SECN+	2 p.m.
M5-M9			2025 SEC Tournament		Greenville, S.C.

All times Central | * - SEC game | ! - WBCA State Farm Showcase (Orlando, Fla.) | # - Cayman Islands Classic (George Town, Grand Cayman, Cayman Islands) | ^ - SEC/ACC Challenge | @ - Tupelo, Miss.

All games on ESPN networks (ESPN, ESPN2, ESPNU and SEC Network) are also available through the ESPN App or ESPN.com/Watch.

NUMERICAL ROSTER

#	NAME	POS.	HT.	CL.	EXP.	HOMETOWN / HIGH SCHOOL / PREVIOUS SCHOOL
0	Denim DeShields	G	5-5	Jr.	TR	Atlanta, Ga. / McEachern HS / La Lumiere School (Prep) / UAB
1	Destiney McPhaul	G	5-9	R-Jr.	TR	Philadelphia, Pa. / West Catholic HS / Temple / Northwest Florida State College
2	Jerkaila Jordan	G	5-10	Gr. ^	3L	New Orleans, La. / John Curtis HS / Tulane
3	Terren Ward	G/F	5-11	Gr. ^	TR	Jesup, Ga. / Wayne County HS / Georgia Southern
4	Eniya Russell	G/F	6-0	Gr. ^	TR	Baltimore, Md. / Saint Vincent Pallotti HS / South Carolina / Kentucky
5	Chandler Prater	G/F	5-10	Gr.	TR	Kansas City, Mo. / North Kansas City HS / Kansas / Oklahoma State
6	Shakirah Edwards	G	5-10	Fr.	HS	Panama City, Fla. / Rutherford HS
8	Anaisha Carriere	G/F	6-2	Fr.	HS	Gulfport, Miss. / Harrison Central HS
11	Tahj-Monet Bloom	F	6-2	Fr.	HS	Okinawa, Japan / DME Academy
13	Rocio Jiménez	C	6-7	R-Fr.	1L	Elías Piña, Dominican Republic / Central Pointe Christian Academy
14	Kayla Thomas	F/C	6-2	Sr.	TR	Beltsville, Md. / Emerge Christian Academy / Penn State / Georgia Southern
15	Madina Okot	C	6-6	Jr.	TR	Mumias, Kenya / Kaya Tiwi Secondary School / Zetech University
21	Debreasha Powe	G	6-1	Jr.	2L	Meridian, Miss. / Meridian HS
24	Quanirah Montague	F/C	6-5	So.	1L	Atlantic City, N.J. / Atlantic City HS

^ Exercising extra year of eligibility granted by NCAA for 2020-21 season due to Covid-19

ALPHABETICAL ROSTER

#	NAME	POS.	HT.	CL.	EXP.	HOMETOWN / HIGH SCHOOL / PREVIOUS SCHOOL
11	Tahj-Monet Bloom	F	6-2	Fr.	HS	Okinawa, Japan / DME Academy
8	Anaisha Carriere	G/F	6-2	Fr.	HS	Gulfport, Miss. / Harrison Central HS
0	Denim DeShields	G	5-5	Jr.	TR	Atlanta, Ga. / McEachern HS / La Lumiere School (Prep) / UAB
6	Shakirah Edwards	G	5-10	Fr.	HS	Panama City, Fla. / Rutherford HS
13	Rocio Jiménez	C	6-7	R-Fr.	1L	Elías Piña, Dominican Republic / Central Pointe Christian Academy
2	Jerkaila Jordan	G	5-10	Gr. ^	3L	New Orleans, La. / John Curtis HS / Tulane
1	Destiney McPhaul	G	5-9	R-Jr.	TR	Philadelphia, Pa. / West Catholic HS / Temple / Northwest Florida State College
24	Quanirah Montague	F/C	6-5	So.	1L	Atlantic City, N.J. / Atlantic City HS
15	Madina Okot	C	6-6	Jr.	TR	Mumias, Kenya / Kaya Tiwi Secondary School / Zetech University
21	Debreasha Powe	G	6-1	Jr.	2L	Meridian, Miss. / Meridian HS
5	Chandler Prater	G/F	5-10	Gr.	TR	Kansas City, Mo. / North Kansas City HS / Kansas / Oklahoma State
4	Eniya Russell	G/F	6-0	Gr. ^	TR	Baltimore, Md. / Saint Vincent Pallotti HS / South Carolina / Kentucky
14	Kayla Thomas	F/C	6-2	Sr.	TR	Beltsville, Md. / Emerge Christian Academy / Penn State / Georgia Southern
3	Terren Ward	G/F	5-11	Gr. ^	TR	Jesup, Ga. / Wayne County HS / Georgia Southern

^ Exercising extra year of eligibility granted by NCAA for 2020-21 season due to Covid-19

STAFF

Head Coach	Sam Purcell	Third Season / Same Overall	Auburn '03
Associate Head Coach / Offensive Coordinator	Fred Castro	First Season	Oklahoma '04
Assistant Coach / Recruiting Coordinator	Anita Howard	First Season	Armstrong State '03
Assistant Coach	Samantha Williams	First Season	Auburn '96
Senior Director of Scouting and Analytics / Assistant Coach	Tony Dukes	Second Season	Clayton State '13
Director of Scouting / Assistant Coach	Victoria Vivians	First Season	Mississippi State '18
Assistant A.D. / Women's Basketball Operations	Jimmy Yu	Third Season	Louisville '16
Strength and Conditioning	Kaiti Jones	Third Season	Central Michigan '12
Athletic Trainer	Taylor Pitts	Third Season	Aquinas College '18
Counseling and Sports Psychology	Allison Rogers	Second Season	William Carey '12
Creative Content	Noah Madison	Second Season	Mississippi State '23

PRONUNCIATION GUIDE

Destiney McPhaul	Mick - Fall
Jerkaila Jordan	Jer - Kay - Luh
Terren Ward	Tear - En
Eniya Russell	Ee - Nye - Ah
Shakirah Edwards	Shak - Ear - Ah
Anaisha Carriere	Ah - Nay - Shah Care - Ee - Er
Rocio Jiménez	Row - See - Oh Him - Men - Ez
Madina Okot	Mah - Dean - Ah Oh - Kot
Debreasha Powe	Duh - Bree - Shah
Quanirah Montague	Quah - Near - Ah Mon - Tuh - Gue

SCAN OR [CLICK HERE](#) FOR ROSTER AUDIO PRONUNCIATIONS



SOCIAL MEDIA ROSTER

	TWITTER	INSTAGRAM
Denim DeShields	DenimDru	denimdru
Destiney McPhaul	DestineyMcphaul	d1_des
Jerkaila Jordan	Jerk2Brazy	jerkailajordan
Terren Ward	terrenward3	terrrrrrrren
Eniya Russell	EniyaR4	nixxel_
Chandler Prater	Channy_Chan25	chan_cp5
Shakirah Edwards	EdwardsShakirah	_s4akeeee
Anaisha Carriere		slimm_0
Tahj-Monet Bloom	Tahj_bloom	tahj_bloom
Rocio Jiménez	mxrocirojimenez	rocio_jimenez_
Kayla Thomas		kaylaamarshae
Madina Okot		okotmadina
Debreasha Powe	debreasha	breashapowe
Quanirah Montague	NirNir35	nirfrmda609

QUICK FACTS

UNIVERSITY INFORMATION

Location	Starkville, Miss.
Enrollment	22,657
Founded	Feb. 28, 1878
Nickname	Bulldogs
School Colors	Maroon (PMS 202) and White
Conference	Southeastern
President	Dr. Mark Keenum
Director of Athletics	Zac Selmon

HISTORY

Season of Basketball (First Season)	51st (1974-75)
All-Time Record	829-668 (51st Season)
All-Time Conference Record	233-320 (42th Season)
SEC Regular-Season Titles (Last)	2 (2019)
SEC Tournament Titles (Last)	1 (2019)
SEC Tournament Record	26-44
NCAA Tournament Appearances (Last)	12 (2023)
NCAA Tournament Record	24-12
NCAA Final Four Appearances (Last)	2 (2018)

HUMPHREY COLISEUM

Year Opened (Seasons)	1975 (50th Season)
All-Time Record (Win %)	480-215 (49th Season)
Record under Purcell	32-7

2023-24 REVIEW

Overall Record	23-12
SEC Record (Finish)	8-8 (T-7th)
Home Record	13-5
Road Record	7-6
Neutral Record	3-1

2024-25 TEAM INFORMATION

Returners/Lost	4 (3 active)/8
Starters Returning/Lost	2/3 (Min. 10 starts)
Newcomers	10 (Seven transfers and three freshman)

WEB/SOCIAL MEDIA

Website	HailState.com
Twitter/Instagram	@HailStateWBK
Facebook	facebook.com/HailStateWBK
Hashtag	#HailState

MEDIA INFORMATION

CREDENTIALS

Outlets interested in obtaining credentials to cover Mississippi State women's basketball home games must apply for credentials at <https://hailst.at/MBKWBKcredentials>.

WEEKLY PRESS CONFERENCES

Throughout non-conference play, Head Coach Sam Purcell will typically host weekly media press conferences in the Humphrey Coliseum Media Room. All press conferences will be uploaded to HailState.com and HailState Athletics YouTube. Contact Communications Director Will Simmons for more information. Purcell and selected student-athlete are currently scheduled to hold non-conference sessions on the below dates.

Tuesday, November 5, Tuesday, November 12, Thursday, November 21, Thursday, December 12 and Friday, December 27.

COMMUNICATIONS CONTACT INFORMATION

WILL SIMMONS

Communications Fellow (WBB/VB/W Golf)
EMAIL: wsimmons@athletics.msstate.edu
CELL: (662) 297-6734

JORDAN PRIMED FOR HER FINAL "STATE"MENT

- Graduate student guard Jerkaila Jordan is currently averaging 15.0 points, 7.5 rebounds, 2.6 assists and 1.4 steals in 29.1 minutes per game in 2024-25.
- Against Belmont on Dec. 14, Jordan turned in a game-high 24 points and game-high career-high 15 rebounds.
- Jordan has recorded four-straight games with 20 or more points to extend her season total to five and career total to 37.
- She finished with a game-high 25 points on 10-19 from the field, in addition to five rebounds, two assists and two steals in 35 minutes at Georgia Tech on Dec. 4.
- With a steal against Belmont on Dec. 14, Jordan (218 steals) passed Victoria Vivians (217) to move into fourth in program history in career highs.
- Jordan returned for her fourth season at Mississippi State, fifth overall, after she was named to the 2024 All-SEC Second Team and averaged 16.2 points, 5.9 rebounds, 2.4 assists and 2.1 steals on 44.5 percent from the field (213-479), 33.3 percent from three (40-120) and 79.1 percent from the free-throw line (102-129) in 30.8 minutes per game in 2023-24. Her points, rebounds, assists, steals, blocks and minutes totals in 2023-24 were all career highs.
- Jordan earned a spot on the 2025 Preseason Coaches All-SEC Second Team on Oct. 24, a list that is voted on by the conference head coaches. She has been named to the Preseason Coaches All-SEC list each of the last two seasons.
- Jordan was the only player in the SEC to average at least 15.0 points (16.2), 5.0 rebounds (5.9), 2.0 assists (2.4) and 2.0 steals (2.1) per game in 2023-24.
- Jordan's 16.2 points per game ranked 10th, her 2.1 steals per game were sixth and her 568 total points finished fourth in the SEC in 2023-24. Her 16.2 points and 2.1 steals per game are each the fourth-best returning mark in the SEC in 2024-25.
- Jordan averaged 24.0 points, 4.0 rebounds, 4.0 assists, 2.5 steals and 2.0 blocks on 50.0 percent from the field (20-40) and 44.4 percent from three (4-9) against top-10 opponents (at No. 1/1 SC, vs. No. 9/9 LSU) in 2023-24.
- Jordan was the only Bulldog to start all 35 games in 2023-24. She has started all 108 games at Mississippi State from 2021-24, and all 135 in her career. She is one of 11 players in program history to eclipse the 100-start mark.
- She recorded a team-high plus/minus ratio of +303 in 2023-24 and is currently +237, which is third on the team, in 2024-25.

JORDAN HEATING UP

- Graduate student guard Jerkaila Jordan has posted four-straight games with 20 or more points (vs. South Florida - 20 points, at Georgia Tech - 25 points, at Chicago State - 21 points and vs. Belmont 24 points).
- Jordan is averaging 22.5 points, 7.8 rebounds, 2.0 assists, 2.0 blocks and 1.5 steals on 50.7 percent from the field over the last four games.

POWE PREPARED FOR JUNIOR SEASON JUMP

- Junior guard/forward Debreasha Powe is averaging 9.8 points, 3.9 rebounds, 1.5 assists and 1.3 steals per game in 2024-25.
- Powe currently ranks third in the SEC at 47.3 percent from three (26-55) and 48.1 percent from the field (38-79) in 31.2 minutes per game in 2024-25.
- Powe played all 40 minutes for the first time in her career at Georgia Tech on Dec. 4. Powe posted 13 points on 4-8 from the

field and 4-7 from three, all threes which came in the first half, in addition to four rebounds and three steals against Utah on Nov. 28. She has 10 career games with four or more threes made, three of which have already come this season.

- Powe has finished top five on the team in plus/minus ratio each of her first two seasons (+188 in 2023-24 (5th), +358 in 2022-23 (1st)). She currently has a team-best plus/minus ratio of +265.
- Powe has started nearly every game since her true freshman season, in which she was named to the 2023 All-SEC Freshman Team. She has started 77 of 78 games played in, missing the only game of her career against Mississippi Valley State on Dec. 29, 2023, in three seasons under Head Coach Sam Purcell.
- Powe's field-goal percentage (41.2 from 39.5), three-point percentage (40.0 from 30.2), free-throw percentage (78.1 from 76.5) and points per game (8.9 from 8.2) all improved from her freshman to sophomore season.
- Powe averaged 8.9 points, 3.3 rebounds, 1.0 assists on 41.2 percent from the field (105-255), 40.0 percent from three (66-165) and 78.1 percent from the free-throw line (25-32) in 26.5 minutes per game in 2023-24. Her 8.9 points per game ranked fifth on the team, while her 26.5 minutes were fourth.

RUSSELL READY TO GO IN HER LAST YEAR

- Graduate student guard/forward Eniya Russell is averaging 14.4 points per game on 51.2 percent from the field (63-123) and a team-high 4.4 assists, in addition to 5.3 rebounds in 27.5 minutes per game in 2024-25.
- Russell has scored 10 or more points in six straight games and nine of 11 games in 2024-25.
- Russell has already set her single-game career highs in points, rebounds, assists, threes made and threes attempted during her short time at Mississippi State.
- Russell has tallied 48 assists this season, which is now the best season total for her career (47 at Kentucky in 2023-24).
- She has started all 11 games after entering the 2024-25 season with two starts over 104 career games at Kentucky and South Carolina from 2020-24.
- Russell neared a triple-double with 18 points, a career-high nine assists and nine rebounds in 30 minutes at Georgia Tech on Dec. 4.
- Russell reintroduced herself to the fan base in her Mississippi State debut with a career-high and game-high 26 points on 10-15 from the field and 4-8 from three, in addition to three rebounds and an assist in 25 minutes in the season opener against Memphis on Nov. 7. The 26 points marked the most in a Mississippi State debut since at least the 1983-84 season (Records weren't able to confirm all-time for every season prior to 1983-84).
- Russell recorded eight points and a career-high 10 rebounds in 28 minutes against Alcorn State on Nov. 10.
- Russell was rated the No. 24 transfer portal prospect in the 2024 class by ESPN (Charlie Creme). Russell played in 32 games with two starts at Kentucky in 2023-24. She averaged 10.1 points, 3.6 rebounds and 1.5 assists in 20.7 minutes per game. Her points, rebounds, assists, minutes, steals averages and free-throw percentage were all career highs. She also played in 49 games in two seasons at South Carolina from 2020-22, where she won the 2022 NCAA Championship.
- Russell posted 14.5 points, 4.0 rebounds, 2.0 steals and 2.5 steals on 44.0 percent from the field in two games against Mississippi State while at Kentucky in 2023-24.
- Russell was a 2020 McDonald's All-American and was ranked

as a five-star and the No. 43 overall recruit in the 2020 class by espnW HoopGurlz.

MADINA OKOT - HERE TO DOMINATE

- Junior center Madina Okot is averaging 11.5 points per game, third on the team, on 69.2 percent from the field (54-78) and a team-high 9.1 rebounds in 21.7 minutes per game in 2024-25.
- Okot picked up her fourth double-double of the season after recording 11 points and 15 rebounds on 5-5 from the field against Belmont on Dec. 14. Okot has scored 10 or more points in eight of 11 games this season.
- Okot has pulled down five or more rebounds in all 11 games and 10 or more rebounds in four games.
- Okot added her third double-double on 18 points and 11 rebounds, nine of which were offensive, in 17 minutes at Chicago State on Dec. 8.
- Okot recorded her second double-double in her first three games with 17 points on 8-9 from the field, in addition to 12 rebounds and five steals in 25 minutes. She made her NCAA and Mississippi State debut with 14 points on 5-8 from the field and 17 rebounds, six of which were offensive, with three blocks in 23 minutes in the season opener against Memphis on Nov. 7.

POWE - ONE OF THE NATION'S BEST SHOOTERS

- Junior guard/forward Debreasha Powe was one of three players in the SEC in 2023-24 and the latest Mississippi State player since Andra Espinoza-Hunter in 2018-19 to knock down 65-plus threes on a 40.0 percent or better rate. Alabama's Aaliyah Nye and South Carolina's Te-Hina Paopao are the only other players in the SEC to connect on 65-plus threes at a 40.0 percent or better rate in 2023-24.
- Powe's currently shooting 47.3 percent from three (26-55), which ranks third in the SEC and ranks 19th nationally as of Dec. 16. The mark is currently a +7.3 percent increase (40.0 to 47.3) from her sophomore season, in which she experienced a +9.8 percent increase (30.2 to 40.0) from her freshman season.
- Her 66 threes in 2023-24 were a team best and ranked fourth in the SEC. Her 40.0 percent from three was a team best, ranked third in the SEC and was a +9.8 percent increase from her freshman season.
- With 134 career threes made, Powe ranks 10th in program history in threes made.

CAREER THREES MADE IN PROGRAM HISTORY (7-10)

RANK		THREES MADE	GAMES
7	LaCharlotte Smith (1993-96)	142 (522 attempts)	106
	Jerkaila Jordan (2021-Present)	142 (400 attempts)	105
9	Meadow Overstreet (1998-01)	138 (373 attempts)	112
10	Debreasha Powe (2022-Present)	134 (359 attempts)	78

WHAT IS THE PREGAME AND HALFTIME SPEECH?

- Mississippi State is outscoring its opponents by its largest margins in the first and third quarter. Mississippi State is outscoring 225-136 (+89) in the first quarter and 236-132 (+104) in the third quarter.
- Head Coach Sam Purcell credits the dominance out of half not only to being able to wear down teams, but also to the halftime adjustments that are by design mainly player led. Purcell asks the players three questions at halftime "What are we doing well?", "What do we need to fix?" and "What is it going to take to win this game?".

2 Mississippi State boasts the nation's second-best field-goal percentage defense at 30.4 percent as of Dec. 16.

DAWGS CLEAN UP THE GLASS

- Mississippi State ranks sixth nationally and third in the SEC with a +14.9 rebounding margin and fifth nationally and third in the SEC at 45.6 rebounds per game as of Dec. 16.
- Mississippi State has outrebounded all but one opponent this season and is 9-1 when outrebounding its opponent in 2024-25.

THE HUMP - AN ELITE HOME-COURT ADVANTAGE

- With one of the best home court advantages in the nation, Mississippi State has ranked in the top-25 nationally in final average home attendance each of the last nine seasons.
- Mississippi State ranked 25th nationally with a final average home attendance of 5,109 in 2023-24, its best average since 2019-20. Mississippi State is currently averaging 4,820 through five home games.

HUMPHREY COLISEUM AVERAGE ATTENDANCE

YEAR	AVG ATTENDANCE	NCAA RANK	SEC RANK
24-25	4,820	22	6
23-24	5,109	25	4
22-23	5,096	16	4
21-22	4,691	15	4
20-21	980 (COVID)	14	6
19-20	7,681	9	3
18-19	8,446	5	2
17-18	7,439	7	3
16-17	6,641	7	3
15-16	5,162	16	4

- Mississippi State has ranked in the top five in the SEC in final average home attendance in every season, excluding 2020-21 due to COVID-19, since 2013-14.
- Mississippi State is 32-7 overall at home, 10-6 in SEC and 22-1 in non-conference, under Purcell. Entering the 2024-25 season, Mississippi State was 136-23 in home games and 78-3 in non-conference home games over the last 10 seasons. Mississippi State is 5-0 in both this season.
- Mississippi State has won 10 or more home games in 12 of the last 13 seasons, since 2011-12, with the only exception being a 7-4 home record in the shortened COVID-19 2020-21 season.
- Mississippi State is 480-215 (.690) all time inside Humphrey Coliseum.
- The attendance of 9,121 vs. LSU on Jan. 29, 2024 was the largest under Head Coach Sam Purcell and marked his first sellout. It was the program's largest crowd since Jan. 14, 2020.

COACH PURCELL'S SPECIAL START IN STARKVILLE

- Sam Purcell is the only head coach in program history and one of six in SEC women's basketball since 2000 to record consecutive seasons with 20 or more wins in each of their first two seasons. Other SEC women's basketball head coaches since 2000 to surpass the 20-win mark in each of their first two seasons were Pokey Chatman, Nikki Fargas, Kim Mulkey (LSU), Holly Warlick (Tennessee) and Melanie Balcomb (Vanderbilt).
- Mississippi State started 8-0 in consecutive seasons under Head Coach Sam Purcell.
- Purcell recorded the most overall wins (45 - 10 more than the

22 Jordan is averaging 22.5 points, 7.8 rebounds, 2.0 assists, 2.0 blocks and 1.5 steals on 50.7 percent from the field over the last four games.

next) (now at 55 in third season), most SEC wins (17 - 7 more than the next) and most NCAA Tournament wins (2 - no other head coach has recorded one) of any head coach through their first two seasons in program history.

- With a 10-1 start, Purcell now only needs eight wins and five SEC wins in 2024-25 to have the most overall wins and most SEC wins of any head coach in program history through their first three seasons.
- Purcell became the fastest coach in program history to reach 50 wins at Mississippi State, achieving the mark in 73 games. The next closest is Vic Schaefer, who earned his 50th win at Mississippi State in 81 games.
- Purcell is the first head coach in program history to play in the NCAA tournament in either of his first two seasons (2023 NCAA Tournament Second Round).
- With a win over No. 9/9 LSU on Jan. 29, 2024, Purcell earned his first win over a top-25 and top-10 opponent as a head coach. It was Mississippi State's first top-10 win since a road win at No. 10 Texas, 67-49, on Dec. 2, 2018.
- In 2022-23, Purcell became the winningest head coach in their debut season at Mississippi State with a 22-11 overall record. He received the distinction when he earned his 16th win. Purcell led Mississippi State to the NCAA Tournament appearance in his first

COACH	SCHOOL	S1	S2	S3
Pokey Chatman	LSU	33-3	31-4	30-8
Kim Mulkey	LSU	26-6	34-2	31-6
Nikki Fargas	LSU	23-11	22-12	21-13
Holly Warlick	Tennessee	27-8	29-6	30-6
Melanie Balcomb	Vanderbilt	22-10	26-8	24-8
Sam Purcell	Mississippi State	22-11	23-12	10-1

TOTAL WINS IN FIRST THREE SEASONS - MSU TOP THREE

COACH	YEARS	S1	S2	S3	TOTAL
Sam Purcell	2022-	22-11	23-12	10-1	55-24
Vic Schaefer	2012-15	13-17	22-14	27-7	62-38
Peggy Collins	1977-1980	14-17	16-14	12-18	42-49

SEC WINS IN FIRST THREE SEASONS - MSU TOP THREE

COACH	YEARS	S1	S2	S3	TOTAL
Sam Purcell	2022-	9-7	8-8		17-15
Vic Schaefer	2012-15	5-11	5-11	11-5	21-27
Sharon Fanning	1995-98	4-7	1-11	4-10	9-28

PURCELL RECORD BREAKDOWN

OVERALL 55-24 (.696)

HOME 32-7

AWAY 11-14

NEUTRAL 12-3

NON-CONFERENCE 37-7 (EXCLUDING SEC TOURNAMENT)

HOME 22-1

AWAY 4-5

NEUTRAL 12-1

SEC 17-15 (0-2 IN SEC TOURNAMENT)

HOME 10-6

AWAY 7-9

POSTSEASON 4-2

NCAA 2-1

WBIT 2-1

3 Junior guard/forward Debreasha Powe third in the SEC with a 47.3 three-point field-goal percentage as of Dec. 16.

season following a three-year absence for the Bulldogs. Mississippi State became the first team in NCAA women's basketball history to advance to the Round of 32 after starting in the First Four round.

- Purcell recorded the most SEC wins by a Mississippi State head coach in their debut season with nine. The nine conference wins by Purcell almost doubled the previous high of five wins by Vic Schaefer. Purcell is also the only head coach in program history with a winning SEC record in year one.

JORDAN LEADS THE DAWGS

- Graduate student guard Jerkaila Jordan placed her name all over the statistic sheet in 2023-24 and ranked near the top of the team in almost every statistical category.

JERKAILA JORDAN TEAM RANKS

CATEGORY	STAT	23-24	STAT	24-25
Points Per Game	16.2	1	15.0	1
Rebounds Per Game	5.9	2	7.5	2
Assists Per Game	2.4	T2	2.6	3
Steals Per Game	2.1	1	1.4	1
Blocks Per Game	0.7	3	0.9	T2
Minutes Per Game	30.8	3	29.1	2

NIR SHOWING SHE'S UP NEXT

- Sophomore forward/center Quanirah Montague averaged 9.0 points and 6.7 rebounds on 52.2 percent from the field (12-23) in 14.3 minutes over a recent three-game stretch from Nov. 24-29.
- Montague finished with eight points and 11 rebounds in 17 minutes at Chicago State on Dec. 8.
- Montague recorded a career-high and game-high 17 points on 8-13 from the field, in addition to seven rebounds, six of which were offensive, in 14 minutes vs. Jacksonville (Nov. 24). She was named the Most Outstanding Player after the game.

JORDAN NEAR TOP OF ACTIVE SEC LISTS

- As of Dec. 16, graduate student guard Jerkaila Jordan stands second with 218 steals and 1,521 points. (Seasons at SEC schools counted only).

MISSISSIPPI STATE NEAR TOP OF SEC IN LAST DECADE

- Entering the 2024-25 season, Mississippi State ranks third in total wins - trailing South Carolina and Texas - and second in SEC wins - trailing only South Carolina - of any SEC school over the last 10 seasons.
- Entering the 2024-25 season, Mississippi State is 256-77 overall and 107-49 in SEC play over the last decade. It is one of six SEC schools to accumulated 200 or more wins and one of three SEC school to achieve 100 SEC wins over that stretch.

WINS AND SEC WINS OVER 10 SEASONS

	SCHOOL	WINS	SEC WINS	24-25
1	South Carolina	319-38	147-13	10-1
2	Texas	259-85	N/A	10-1
3	Mississippi State	256-77	107-49	10-1
4	Tennessee	224-105	104-53	8-0
5	Texas A&M	208-109	88-70	5-5
6	LSU	202-107	95-63	12-0

Updated Monday, Dec. 16. Wins record are entering the 2024-25 season.

MISSISSIPPI STATE-ULM/UMES SERIES

- Saturday will be the eighth time that Mississippi State will tip off with ULM in program history and the third on the road in Monroe.
- Mississippi State earned a decisive 94-39 win inside Humphrey Coliseum the last time the two teams met on November 29, 2022, the only time under Head Coach Sam Purcell.

MISSISSIPPI STATE-ULM HISTORY

MISSISSIPPI STATE LEADS 7-1

AT MISSISSIPPI STATE:.....MISSISSIPPI STATE LEADS, 6-0

AT ULM: TIED, 1-1

NEUTRAL SITE:

LAST THREE

11/29/2022	W	94-39	H
11/25/2014	W	80-46	H
12/20/2004	W	81-50	H

MISSISSIPPI STATE-UMES HISTORY

FIRST MEETING

BRING JOY AND JUICE

- Head Coach Sam Purcell has asked his team to bring "Joy and Juice", which can be broken down to having excitement, being positive and celebrating your teammates (joy), while contributing great energy (juice) both on and off the court. Purcell was seen rocking a "Joy and Juice" shirt in the Cayman Islands and at practice.

DESHIELDS COMMANDING STATE'S OFFENSE

- Junior guard Demin DeShields was one of the top-ranked point guards in the transfer portal and has taken command of Mississippi State's offense through the early portion of 2024-25.
- DeShields is currently averaging 5.0 points, 3.8 assists and 1.9 rebounds in 26.7 minutes per game in her new role. DeShields is also 19-22 (86.4 percent) from the free-throw line. She is averaging 4.4 assists per game over the last five games.
- An Atlanta, Ga. native, DeShields had five points, three rebounds, three assists and a block in 33 minutes at Georgia Tech on Dec. 4.
- DeShields has a +226 plus/minus ratio this season, which ranks fourth on the team.
- DeShields posted her first game with 10 or more points at Mississippi State with 10 points, three assists and three rebounds in 25 minutes against Chattanooga on Nov. 17.
- Prior to 2024-25, DeShields started 61 of 63 games over two seasons at UAB from 2022-24. She was a two-time All-Conference selection over two different conference affiliations, Conference USA and American Athletic Conference. She was named to the 2023 Conference USA All-Freshman and 2024 American Athletic Conference All-Conference Third Team.
- DeShields averaged 13.4 points, 5.3 assists and 3.0 rebounds on 42.5 percent from the field (161-379) and 78.4 percent from the free-throw line (91-116) in 33.3 minutes per game at UAB in 2023-24. She set new career highs in points, assists, rebounds, minutes averages, field-goal and free-throw percentage.
- Her 170 assists in 2023-24 were the fourth-best single-season total in UAB program history. She has ranked top three in the conference in assists per game in each of her first two seasons.
- DeShields led the AAC with 5.3 assists per game in 2023-24.
- DeShields improved her points (13.0 to 13.4), assists (4.3 to 5.3), rebounds (2.9 to 3.0), minutes averages (30.0 to 33.3), field-

goal (40.8 to 42.5) and free-throw percentage (69.4 to 79.4) from her freshman to her sophomore season.

- DeShields led her team in assists per game and has finished top two in points per game in each of her first two seasons.

BALL STOPPERS

- Head Coach Sam Purcell has repeatedly stressed how important junior guard Demin DeShields' and redshirt junior guard Destiney McPhaul's defense has been to wearing out the opposing point guard and stifling the opposing offense.
- The impact is evident by Mississippi State's ability to wear on its opponent throughout the game. The Bulldogs are outscoring their opponents 236-132 in the third quarter and 205-167 in the fourth for a total of 441-199 in the second half.
- DeShields ranks is tied for first on the team with 1.4 steals and McPhaul is fifth with 1.1 steals per game.
- Purcell is shopping the nickname "The Deputies" for Denim and Destiney because of the D and D name correlation and the fact that each player brings a "Seatbelt. Click It. Top-Dog." mentality.

MISSISSIPPI STATE'S 2025 CLASS AMONG THE BEST

- Mississippi State announced the signings of three ESPNW HoopGurlz top-100 prospects in Jaylah Lampley (No. 38), Madison Francis (No. 39) and Nataliyah Gray (No. 95) at the start of the early signing period on Wednesday, Nov. 13.
- Mississippi State's 2025 class is ranked 10th by ESPN's Top-25 Recruiting Class Rankings, the second-best in program history only behind the sixth-ranked 2019 class.
- With the addition of three ESPNW HoopGurlz top-100 prospects, Purcell has now signed seven such players in his three classes at Mississippi State. Mississippi State is one of 13 programs in the nation to land three 2025 top-100 prospects.
- Lampley, a 6-1 guard from Lawrence Central High School in Indianapolis, Ind., is ranked No. 38 overall and the second-rated prospect in Indiana by ESPNW HoopGurlz. She is the highest-rated recruit by the outlet to date under Purcell. Lampley led Lawrence Central to a 2024 IHSA Class 4A State Championship title in her junior season, in which she averaged 18.0 points, 5.9 rebounds and 2.1 steals per game. She was named the 2023-24 MaxPreps Indiana High School Girls Basketball Player of the Year.
- Francis, a 6-2 forward from Lancaster Central High School in Lancaster, N.Y., is ranked No. 20 overall, No. 6 forward and the top-rated prospect in New York by ON3. She is the highest-rated signee by the outlet to date under Purcell. Francis is also listed as the No. 39 overall prospect by ESPNW HoopGurlz. Francis averaged 29.0 points, 13.1 rebounds, 5.7 steals and 5.1 assists over her junior season at Lancaster, in which she propelled her team to a 2024 NYSPHSAA Class AAA Title. She was one of 12 players to be named to the Team USA U18 National Team and took home a gold medal at the 2024 FIBA U18 Women's AmeriCup Championship, which was held in Bucaramanga, Colombia in June 2024.
- Gray, a 6-3 forward from Alief Taylor High School in Houston, Texas, is ranked No. 95 overall and the sixth-rated recruit in Texas by ESPNW HoopGurlz. Gray was Purcell's first commitment of the class and has averaged 20.7 points, 11.2 rebounds and 2.5 blocks over the course of her high school career. She has already surpassed 2,000 points and 1,000 rebounds following her junior season.

MATCH UP BREAKDOWN



MISSISSIPPI ST	CATEGORY	ULM/UMES
10-1	RECORD	3-5/4-7
W2	STREAK	L5/L5
78.3	POINTS/GAME	67.1/56.5
50.6	OPP. POINTS/GAME	69.3/59.1
+27.6	POINT MARGIN	-2.1/-2.5
47.9	FIELD-GOAL PERCENTAGE	38.8/36.8
30.4	OPP. FIELD-GOAL PERCENTAGE	43.5/34.5
32.0	THREE-POINT FIELD-GOAL PERCENTAGE	21.5/25.6
22.8	OPP. THREE-POINT FIELD-GOAL PERCENTAGE	34.9/28.4
6.7	THREE-POINT FIELD GOALS MADE/GAME	4.0/3.0
5.6	OPP. THREE-POINT FIELD GOALS MADE/GAME	7.6
72.3	FREE-THROW PERCENTAGE	74.2/64.9
12.1	FREE THROWS MADE/GAME	14.4/14.1
16.7	FREE THROWS ATTEMPTED/GAME	19.4/21.7
45.7	REBOUNDS/GAME	39.4/40.5
13.9	OFFENSIVE REBOUNDS/GAME	13.1/14.0
31.8	DEFENSIVE REBOUNDS/GAME	26.3/26.5
+14.9	REBOUND MARGIN	+2.5/+7.1
16.7	ASSISTS/GAME	12.0/8.5
16.2	TURNOVERS/GAME	14.6/22.6
17.5	TURNOVERS FORCED/GAME	17.8/19.0
+1.4	TURNOVER MARGIN	+3.1/-3.6
1.0	ASSIST-TURNOVER RATIO	0.8/0.4
7.9	STEALS/GAME	9.5/10.5
4.9	BLOCKS/GAME	3.9/3.1

MISSISSIPPI STATE-ULM TEAM LEADERS

	MISSISSIPPI STATE	ULM
POINTS	Jordan (15.0)	Johnson (14.0)
REBOUNDS	Okot (9.1)	Walker (6.6)
ASSISTS	Russell (4.4)	Valentine (4.5)
BLOCKS	Okot (1.1)	White (1.0)
STEALS	Jordan (1.4)	Downs (1.8)
MINUTES	Powe (31.1)	Valentine (27.5)

MISSISSIPPI STATE-UMES TEAM LEADERS

	MISSISSIPPI STATE	UMES
POINTS	Jordan (15.0)	Haynes (13.1)
REBOUNDS	Okot (9.1)	Skanes (7.0)
ASSISTS	Russell (4.4)	Haynes (1.6)
BLOCKS	Okot (1.1)	Allen (0.9)
STEALS	Jordan (1.4)	Lynch (2.0)
MINUTES	Powe (31.1)	Haynes (29.3)

FAIL FAST, LEARN QUICK

- Head Coach Sam Purcell has expressed that with so many new faces (7 transfers, 3 freshman, 4 returners (3 active)) he wants his team to "fail fast and learn quick", meaning he knows that his team needs to be placed in as many situations continue to learn and earn valuable experience for what is to come.

PRATER, MCPHAUL AND MONTAGUE - THE GLUE

- Head Coach Sam Purcell has repeatedly stated the importance and value of players like graduate student guard/forward Chandler Prater, redshirt junior guard Destiney McPhaul and sophomore forward/center Quanirah Montague, who have the ability to play and guard multiple positions off the bench.
- McPhaul picked up her third game this season with double-digit points after finishing with 13 points against Belmont. She knocked down three free throws after being fouled with 0.2 seconds to ice the game.
- Prater recorded back-to-back outings with 10 or more points after 14 points on 5-9 from the field and a career-high 4-5 from three in 23 minutes at Chicago State on Dec. 8. It marked the 33rd game of her career with 10 or more points and her second at Mississippi State. Prater also turned in 10 points on 5-5 from the field, in addition to six rebounds and three assists in 25 minutes at Georgia Tech on Dec. 4.
- Montague added eight points and 11 rebounds in 17 minutes at Chicago State on Dec. 8.

TOUGH SLATE FOR MISSISSIPPI STATE

- Mississippi State will take on seven opponents ranked in the Associated Press and/or USA TODAY Coaches Preseason Polls with six more opponents currently receiving votes in either poll.
- 14 games of Mississippi State's 30 games will be against opponents that are either ranked or receiving votes in either preseason poll.
- Mississippi State will tip off with 13 teams that made the 2024 NCAA Tournament and 14 games of its 30 games will be against such teams. Mississippi State defeated Utah, 66-62, on Nov. 28, in its second game against a 2024 NCAA Tournament team. Mississippi State is 2-0 in games against such teams this season after it defeated Utah on Nov. 28 and Chattanooga on Nov. 17.

PURCELL RELOADS ASSISTANT COACHES

- Head Coach Sam Purcell reloaded his staff with the addition of four new assistant coaches to the bench. In addition to Assistant Coach/Director of Scouting Victoria Vivians, Purcell added Associate Head Coach/Offensive Coordinator Fred Castro (Head Coach of Eastern Michigan), Assistant Coach/Recruiting Coordinator Anita Howard (Head Coach of Georgia Southern) and Assistant Coach Samantha Williams (Assistant Coach at Tennessee).
- All three of Purcell's main assistants - Castro (Eastern Michigan), Howard (Georgia Southern) and Williams (Eastern Kentucky) - have head coaching experience.
- Assistant Coach/Senior Director of Scouting and Analytics Tony Dukes returned for his second season on staff.
- Purcell had two assistant coaches in Michelle Clark-Heard (Mercer) and Corry Irvin (Chicago State) earn head coaching positions following the 2023-24 season. Mississippi State faced Clark-Heard on Wednesday, Nov. 20 when it defeated Mercer, 81-44, inside Humphrey Coliseum. Mississippi State reunited Irvin when it ran past Chicago State, 102-42, inside Jones Convocation Center on Sunday, Dec. 8. Purcell gifted Irvin with a copy of House

Bill 346 to recognize her efforts to raise epilepsy awareness prior to the game. The bill, which was passed in Mississippi in large part due to Irvin's efforts, ensures schools are properly equipped to assist students, like Irvin's son Cory, with seizures.

#OWNIT - TEAM MANTRA

- After "Why Not Us" in the first season and "ONE" in his second, the team mantra for the third season under Head Coach Sam Purcell is "Own It". It is centered around the belief that as a program, the players and staff have to own everything that comes with the history, standard and expectation of this program and playing in the SEC. This motto can be seen throughout the arena, on the door in the women's basketball tunnel and on the warmup shirts.

MCPHAUL - TOP DAWG OFF THE BENCH

- Redshirt junior guard Destiney McPhaul is averaging 7.4 points, which ranks fifth on the team, on 54.8 percent from the field (23-42) and 40.0 percent from three (6-15), in addition to 2.4 rebounds and 1.6 assists in 20.6 minutes per game in 2024-25.
- McPhaul picked up her third game this season with double-digit points after finishing with 13 points against Belmont. She knocked down three free throws after being fouled with 0.2 seconds to ice the game.
- McPhaul was ranked as the top-guard and second-overall junior college prospect in the 2024 class by JUCO World Exposure.
- McPhaul scored in double figures in each of her first two games at Mississippi State, adding 15 points on 5-6 from the field, 3-3 from three and 2-2 from the free-throw line in 22 minutes against Alcorn State on Nov. 10. In her Mississippi State and NCAA Collegiate debut, McPhaul added 11 points, four rebounds, three assists and three steals in 22 minutes in the season opener against Memphis on Nov. 7.
- McPhaul was named a 2024 National Junior College Athletic Association (NJCAA) First Team All-American after she averaged 13.2 points, 4.8 assists and 3.0 rebounds in 31.7 minutes per game. Due to her success at the junior college level, McPhaul will have her jersey commemorated this season at the Women's Basketball Hall of Fame in Knoxville, Tenn.
- McPhaul helped guide Northwest Florida State College to consecutive National Junior College Athletic Association (NJCAA) Championship game appearances.
- McPhaul improved her points average (12.0 to 14.4), field-goal (45.1 to 49.4), three-point (31.4 to 36.2) and free-throw percentage (66.4 to 82.3) from her freshman to her sophomore season, while she decreased her turnovers by 1.0 per game (2.9 to 1.9).
- McPhaul totaled 30 points on 10-20 from the field and 10-12 from the free-throw line in 44 minutes in the NJCAA Division I Championship game with Purcell in attendance. The four-game run over the NJCAA Division I tournament saw her average 25.5 points per game with three performances of 25 or more points.

2024-25 DAWGS ACCOLADES

- Graduate student guard Jerkaila Jordan earned a spot on the 2025 Preseason Coaches All-SEC Second Team on Oct. 24, voted on by the conference head coaches. She has been named to the Preseason Coaches All-SEC list each of the last two seasons.
- Jordan was named to the 2024 Cayman Islands Classic All-Tournament Team on Nov. 29 and sophomore forward/center Quanirah Montague earned Most Outstanding Player honors after the 2024 WBCA State Farm Showcase game win over Jacksonville on Nov. 24.

JERKAILA JORDAN

- 2025 Preseason Coaches All-SEC Second Team
- 2024 Cayman Islands Classic All-Tournament Team

QUANIRAH MONTAGUE

- 2024 WBCA State Farm Showcase Most Outstanding Player

MISSISSIPPI STATE CAN GO ON OFFENSE

- Mississippi State has averaged at least 70.0 points per game each season since 2016-17 and is currently averaging 78.3 points, ranking 21st nationally with a +27.6 scoring margin as of Dec. 14.
- Mississippi State has four players averaging 10 or more points per game (Russell 14.7, Jordan 14.1, Okot 11.5, Powe 10.3).
- The Bulldogs have five players converting on 50.0 or better percent from the field (Thomas 70.6, Okot 67.1, Russell 51.8, Powe 51.4, and McPhaul 50.0).
- Mississippi State has scored 100 points twice already this season, the first season with multiple 100-point games since 2020-21. Mississippi State scored 100 points on the road for the first time since it scored 103 at Washington on Dec. 20, 2018.
- Mississippi State ranks seventh in the SEC in assists (16.7), 24th nationally and fifth in the SEC in field-goal percentage (47.9), 13th nationally and fifth in the SEC in scoring margin (+30.1).
- Mississippi State ranked top five in the SEC in multiple offensive categories in 2023-24. The Bulldogs ranked second in assists (17.1) and assist/turnover ratio (+1.2), third in field-goal percentage (44.9) and three-point field-goal percentage (35.0), fourth in scoring offense (75.6), scoring margin (+9.9) and free-throw percentage (73.0). Mississippi State has ranked top five in the SEC in scoring offense, scoring margin, field-goal percentage, three-point field-goal percentage and assists in each of Head Coach Sam Purcell's first two seasons at Mississippi State.
- Mississippi State has now converted on 50.0 percent four times this season. Mississippi State shot 54.7 percent (41-75) at Chicago State, 54.2 percent (32-59) at Georgia Tech, 52.4 percent (33-63) against Mercer on Nov. 20 and 50.7 percent (37-73) against Memphis on Nov. 7 to extend its mark to now 21 times (20-1) eclipsing the 50.0-percent mark under Purcell. The Georgia Tech loss was the first time that Mississippi State has lost a game when converting on at least 50.0 percent from the field under Purcell.

VICTORIA VIVIAN'S BACK AT MISSISSIPPI STATE

- Head Coach Sam Purcell hired Mississippi State legend Victoria Vivians as an Assistant Coach/Director of Scouting on June 17, 2024.
- Vivians just finished her seventh season in the WNBA, sixth active after she missed 2019 due to injury, and her first with Seattle Storm, where she made her playoff debut against the Las Vegas Aces in the 2024 Playoffs.
- A part of the winningest class in program history, Vivians helped transform Mississippi State into a national power from 2014-18 and was instrumental in compiling 126 wins and four-straight NCAA Tournament berths, including consecutive NCAA National Championship game appearances in 2017 and 2018. She helped surpass the program record for wins in each of her four seasons, a run that was capped off with a nation-best 37-2 record in 2017-18.
- Vivians received All-America honors in each of her four seasons and in 2018 she became the first Bulldog to be named an Associated Press First Team All-American since LaToya Thomas in 2003.
- Vivians was a three-time All-SEC First Team selection and one of only three players in program history to be named All-SEC four times over her career.

- She became the fourth player from Mississippi State at the time to be taken in the first round of the WNBA Draft when she was selected eighth overall by the Indiana Fever in 2018.
- A five-star recruit out of Scott Central High School in Carthage, Miss, Vivians was a two-time Mississippi's Miss Basketball and 2013-14 Gatorade Player of the Year honoree.
- Vivians was crowned the 2017 Mississippi State Homecoming Queen and was a four-time SEC Academic Honor Roll selection. She graduated with a bachelor's degree in Human Development and Family Science in 2018.
- Vivians remains the only player to win the CSpire Gillom Trophy, which is awarded to the best female player in Mississippi, in each of her four seasons and the only player to win it more than twice.

JORDAN EARNS PRESEASON ALL-SEC SELECTION

- Graduate student guard Jerkaila Jordan earned a spot on the 2025 Preseason Coaches All-SEC Second Team on Oct. 24, voted on by the conference head coaches.
- It marked the second-straight season that Jordan was named to the Preseason Coaches All-SEC list.

PRESEASON ALL-SEC SELECTIONS UNDER PURCELL

YEAR	PLAYER	POLL
24-25	Jerkaila Jordan	Coaches (Second)
23-24	Jessika Carter	Media (Second), Coaches (First)
23-24	Jerkaila Jordan	Coaches (Second)
23-24	Erynn Barnum	Coaches (Second)
22-23	Jessika Carter	Coaches (Second), Media (Second)
22-23	Anastasia Hayes	Coaches (First), Media (Second)

DAWGS REPRESENTED IN THE W

- Mississippi State was one of three SEC schools - South Carolina and Tennessee - to have at least three former players active on WNBA rosters in the 2024 season.
- Victoria Vivians (Mississippi State, 2014-18) - Seattle Storm
- Teaira McCowan (Mississippi State, 2015-19) - Dallas Wings
- Jessika Carter (Mississippi State, 2018-24) - New York Liberty/Las Vegas Aces

MISSISSIPPI STATE BY THE NUMBERS

- Mississippi State returned 962 of its 2,647 points (36.3 percent), 394 of its 1,421 rebounds (27.7), 125 of its 599 assists (25.1), 107 of its 270 steals (39.6), 71 of its 162 blocks (43.8) and 2,205 of its 7,050 minutes (31.3) from 2023-24.
- With the addition of its five transfers with Division I playing experience, Mississippi State added 1,599 points, 627 rebounds, 293 assists, 133 steals, 58 blocks and 3,182 minutes from 2023-24.

MISSISSIPPI STATE PUTS PORTAL POWER ON DISPLAY

- Head Coach Sam Purcell and his staff has navigated the portal successfully since arriving to Mississippi State and the 2024 class remains no exception.
- Mississippi State added seven transfers Denim DeShields (UAB), Destiney McPhaul (Northwest Florida State College), Eniya Russell (Kentucky), Terren Ward (Georgia Southern), Chandler Prater (Oklahoma State), Kayla Thomas (Georgia Southern) and Madina Okot (Zetech University - Kenya).
- The five transfers - Denim DeShields (UAB), Eniya Russell (Kentucky/South Carolina), Terren Ward (Georgia Southern), Chandler Prater (Oklahoma State/Kansas), Kayla Thomas (Georgia Southern/

Penn State) - who have Division I playing experience entered the 2024-25 season with 431 games played and 179 starts.

- Russell (Kentucky) was ranked as the No. 24 transfer in the 2024 class by ESPN (Charlie Creme), while Ward (Georgia Southern) was named in the also mentioned/honorable mention section.
- McPhaul (Northwest Florida State College) was ranked as the top-guard and second-overall junior college prospect in the 2024 class by JUCO World Exposure. She was named a 2024 National Junior College Athletic Association (NJCAA) First Team All-American in 2023-24.

IT RUNS IN THE FAMILY

- Junior guard Denim DeShields comes from a very athletic family. Her mother, Tisha, was a 1991 NCAA Outdoor All-American in the heptathlon at Tennessee and is a member of the Delaware Track and Field Hall of Fame. Her father, Delino, was drafted out of high school with the 12th-overall pick in the first round of the 1987 MLB June Amateur Draft and played 13 major league seasons. Her brother, Delino Jr., was selected with the eighth-overall pick in the first round of the 2010 MLB June Amateur Draft by the Houston Astros. Her sister, Diamond, was an multi-time All-American and All-SEC selection at Tennessee after she transferred from North Carolina, where she was the 2014 National Freshman of the Year by multiple outlets, and the third-overall pick in the first round of the 2018 WNBA Draft by the Chicago Sky. She won 2021 WNBA Championship with the Sky and just completed her seventh season, sixth active due to injury in 2023, in the WNBA.
- Graduate student guard Jerkaila Jordan's older brother, Jerrae is a defensive back who walked on to play football at UNLV and currently plays at Washington State. Jerrae's journey is a source of motivation for Jerkaila.
- Senior forward/center Kayla Thomas' mother, Tenicka, was a three-sport athlete and played volleyball, basketball and ran track and field at Mississippi Valley State. She was a two-time Mississippi Valley State Female Athlete of the Year selection and was inducted into the Mississippi Valley State Hall of Fame in 2008.
- Junior guard/forward Debreasha Powe's twin brother, Demarcus, plays basketball at Belhaven University and played at East Central Community College and Mississippi Gulf Coast Community College.
- Sophomore forward/center Quanirah Montague's brother, Jahl-eem, played basketball at Palm Beach State Community College and Longwood.

TOP DAWGS IN SPORT PERFORMANCE

- Mississippi State's athleticism is both natural and built by hours in the weight room and conditioning sessions under the guidance and leadership of Strength and Conditioning Coach Kaiti Jones. A few key measurements from the team are listed below.

WINGSPAN

Rocio Jiménez: 6' 11.5"
Madina Okot: 6' 10"
Quanirah Montague: 6' 8.25"
Kayla Thomas: 6' 7.5"
Eniya Russell: 6' 3"

STANDING REACH

Rocio Jiménez: 8' 8"
Madina Okot: 8' 8"
Quanirah Montague: 8' 4.5"

APPROACH HEIGHT (RUNNING VERTICAL HEIGHT)

Shakirah Edwards: 10' 5.5"

Quanirah Montague: 10' 3.5"

Madina Okot: 10' 3"

Eniya Russell: 10' 2"

APPROACH JUMP (RUNNING VERTICAL JUMP)

Shakirah Edwards: 35.5"

Eniya Russell: 27.5"

STANDING VERTICAL

Shakirah Edwards: 30.2"

Denim DeShields: 28"

Jerkaila Jordan: 26.7"

3/4-COURT SPRINT

Jerkaila Jordan: 3.46 seconds

Shakirah Edwards: 3.46 seconds

Denim DeShields: 3.51 seconds

Quanirah Montague: 3.79 seconds

Madina Okot: 3.82 seconds

10-YARD ACCELERATION SPRINT

Denim DeShields: 1.52 seconds

Jerkaila Jordan: 1.59 seconds

Shakirah Edwards: 1.59 seconds

- Freshman Shakirah Edwards and graduate student guard Jerkaila Jordan were named this season's "Top Dawg" award winners. The "Top Dawg" is an award that reflects overall physical competency and athleticism metrics, athletes awarded this honor are scored on a scale of 0-10, with 10 representing of the most elite level women's basketball players to date. The metrics taken into consideration are power, speed, strength, aerobic capacity and anaerobic power. Only the top two student-athletes are crowned "Top Dawgs" each offseason, owning that title until testing resumes the following year.
- This is Jordan's third-consecutive season receiving the award and the first for Edwards.

DAWGS INTERESTS OFF THE COURT

- Graduate student guard Jerkaila Jordan is interested in a career in law enforcement after basketball and shadowed the Starkville Police Department on a ride along earlier this offseason. Jordan is also interested in sauce, particularly BBQ sauce, which is no surprise considering her play of the court, and has partnered with Mississippi State alums to have her own NIL Jerk sauce for sale.
- Majoring in Communication-Broadcast and Digital Journalism, junior guard/forward Debreasha Powe intends to pursue a career as a sports analyst after basketball and is inspired by ESPN's Andraya Carter, who visited the team to provide media training ahead of the 2023-24 season. Powe put her broadcasting talents on display at the 2025 SEC Basketball Tipoff, where she took over the mic with Brooke Weisbrod on the SEC Now set. Powe has interned as a sideline reporter at French Camp Academy football games and in the production rooms with the Mississippi State Athletics Broadcast staff.
- Majoring in Business Administration and Entrepreneurship, junior guard Denim DeShields has always had an entrepreneurial spirit. She grew up selling glitter paper doughnuts around the neighborhood for 25 cents and spent a summer in Chicago living with her sister and braiding hair at a local salon. She still braids hair when she finds the time and after her playing career is completed, DeShields plans to explore opening her own business.
- Graduate student guard/forward Eniya Russell (Baltimore, Md.) and Chandler Prater (Kansas City, Mo.) run annual basketball camps back in their hometown in the offseason to give back.

DAWGS IN THE CLASSROOM

- Listed below are the majors for the 2024-25 Mississippi State women's basketball team.

2024-25 MAJORS

Denim DeShields: Business Administration

Destiney McPhaul: Interdisciplinary Studies

Jerkaila Jordan: Undeclared (Graduated with a Bachelor of Science in Interdisciplinary Studies from Mississippi State)

Terren Ward: Undeclared (Graduated with a Bachelor of Science in Exercise Science from Georgia Southern)

Eniya Russell: Undeclared (Graduate with a Bachelor of Arts Sport Communication from Kentucky)

Chandler Prater: Undeclared (Graduate with a Bachelor of Arts in Communication Studies from Oklahoma State)

Shakirah Edwards: Undeclared

Anaisha Carriere: Business Administration

Tahj-Monet Bloom: Undeclared

Rocio Jiménez: Undeclared

Kayla Thomas: Criminology

Madina Okot: Undeclared

Debreasha Powe: Communication-Broadcast and Digital Journalism

Quanirah Montague: Undeclared

PURCELL FAMILY GOT THEIR POOL

- The Purcell family has completed the pool that was promised to Coach Purcell's three daughters - Reese, Rylee and Reagan - prior to Mississippi State's win over No. 9/9 LSU on Jan. 29, 2024.
- Purcell and his wife, Meghan, came up with the idea that each season his three daughters can select one game with some sort of prize at stake if Mississippi State wins. Reese, Rylee and Reagan are 2-0 in the trade off after also choosing Tennessee in 2022-23, where Mississippi State earned a 91-90 (2OT) win inside Humphrey Coliseum on Feb. 6, 2023. The prize for the win over Tennessee in 2022-23 was a trampoline.
- Reese, Rylee and Reagan are still deciding the game and prize for the 2024-25 season.
- The win over No. 9/9 LSU on Jan. 29, 2024 was Purcell's first win over a top-25 and top-10 opponent as a head coach. It was Mississippi State's first top-10 win since a win at No. 10 Texas on Dec. 2, 2018. It was also the first sellout crowd under Purcell with 9,121 fans inside Humphrey Coliseum.

HEAD COACH SAM PURCELL



Sam Purcell was named the ninth head coach in Mississippi State women's basketball history on Saturday, March 12, 2022. The 2024-25 season will be his third year as a head coach and his third at the helm of the women's basketball program at Mississippi State.

With an established identity as an elite recruiter, **PURCELL AND STAFF SIGNED THREE ESPNW HOOPGURLZ TOP-100 RECRUITS IN THE 2025 CLASS, WHICH CULMINATED IN CURRENTLY THE NO.10 RANKED CLASS PER ESPN, THE SECOND BEST IN PROGRAM HISTORY** only behind the 2019 class.

With a win against Mercer on Nov. 20, 2024, **PURCELL BECAME THE FASTEST HEAD COACH TO REACH 50 WINS AT MISSISSIPPI STATE, ACHIEVING THE MARK IN 73 GAMES, WHICH IS EIGHT FASTER THAN THE NEXT.**

In 2023-24, Purcell led Mississippi State to a 23-12 record, 8-8 SEC, and **BECAME THE ONLY HEAD COACH IN PROGRAM HISTORY AND ONE OF SIX IN THE SEC WOMEN'S BASKETBALL SINCE 2000 TO SURPASS THE 20-WIN MARK IN EACH OF THEIR FIRST TWO SEASONS. PURCELL TOTALED THE MOST WINS (45), MOST SEC WINS (17) AND MOST NCAA TOURNAMENT WINS (2) OF ANY HEAD COACH THROUGH THEIR FIRST TWO SEASONS IN PROGRAM HISTORY.**

Purcell **COACHED A PAIR OF BULLDOGS TO ALL-CONFERENCE HONORS DURING THE 2023-24 SEASON.** He led graduate student Jessika Carter to 2024 All-SEC Second Team and 2024 WBCA Honorable All-American accolades. Carter was selected with the 23rd overall pick in the Second Round of the 2024 WNBA Draft by the New York Liberty and was the ninth overall player to be drafted to the WNBA and the first under Purcell at Mississippi State. She was the first player from Mississippi State to be drafted since both Teaira McCowan and Anriel Howard were selected in 2019.

Purcell also led now graduate student guard Jerkaila Jordan, who returns for her fifth season in 2024-25, to 2024 All-SEC Second Team honors. Jordan set career-highs in points, rebounds, assists, steals, blocks and minutes totals in 2023-24 were all career-highs and was the only player in the SEC to average at least 15.0 points, 5.0 rebounds, 2.0 assists and 2.0 steals per game in 2023-24.

With a win over No. 9/9 LSU on Jan. 29, 2024, Purcell earned his first win over a top-25 and top-10 opponent as a head coach. It was Mississippi State's first top-10 win since a win at No. 10 Texas on Dec. 2, 2018. It was also the first sellout crowd of his tenure with 9,121 fans inside Humphrey Coliseum.

Mississippi State opened its second season under Purcell in 2023-24 ranked in the Associated Press Preseason Top-25 poll at No. 25, the program's first time listed in the preseason poll since 2020-21. The preseason spot also marked a return to the AP Top-25 poll after a 44-week absence. Mississippi State earned its highest rankings of the season when it was ranked No. 21 in both the week four editions of the AP Poll on Nov. 21 and the USA Today Coaches Poll on Nov. 22. The No. 21 ranking in the AP Poll tied the program's best in the poll since Jan. 25, 2021, while it tied the program's best ranking in the USA Today Coaches Poll since Jan. 26, 2021.

Under Purcell, Assistant Coaches Michelle Clark-Heard and Corry Irvin went on the earn head coaching

positions at Mercer and Chicago State, respectively, while Graduate Assistant Luke Carns went on to be named Director of Player Personnel at Texas State following the 2023-24 season. It marked the latest staff under Purcell to advance their career after Assistant A.D. of Women's Basketball Joi Williams was named Men's Basketball Chief of Staff at South Florida and Graduate Assistant Kelby Jones earned an Assistant Coach position at Oklahoma State, each following the 2022-23 season.

Purcell's first season as a head coach was a season of 'firsts' for the up-and-coming coaching star. A handful of those 'firsts' included his first game as a head coach, his first win, and his first NCAA Tournament appearance. But it also came with firsts for the Mississippi State women's basketball program that saw **PURCELL BECOME THE WINNINGEST FIRST-YEAR HEAD COACH IN PROGRAM HISTORY.**

In his first season sitting in the head chair, **PURCELL BECAME THE WINNINGEST HEAD COACH AT MISSISSIPPI STATE IN THEIR DEBUT SEASON WITH 22 WINS WHILE ALSO BECOMING THE FIRST TO HAVE A WINNING RECORD IN THE SEC AFTER GOING 9-7 AND FINISHING FIFTH IN THE TOUGHEST CONFERENCE IN THE COUNTRY.** Most impressive, though, is that he guided the Bulldogs to the NCAA Tournament following a three-year hiatus.

In leading the team to the Big Dance in his first season, Purcell set the standard at Mississippi State, as no coach in program history had made the NCAA Tournament before their third season leading the program. On top of that, **PURCELL BECAME THE FASTEST COACH AT MISSISSIPPI STATE TO WIN A PAIR OF NCAA TOURNAMENT GAMES.** In winning two tournament games, **MISSISSIPPI STATE BECAME THE FIRST TEAM IN NCAA WOMEN'S BASKETBALL HISTORY TO ADVANCE TO THE TOURNAMENT'S SECOND ROUND AFTER STARTING IN THE FIRST FOUR ROUND.**

Purcell helped guide a pair of Bulldogs to All-Conference honors during the 2022-23 season. He coached Jessika Carter to Second Team All-SEC honors and a place on the SEC All-Defensive Team. Carter had a career season under Purcell, setting career bests in points scored (458), blocked shots (65) and assists (42). He also led Debreasha Powe to the SEC All-Freshmen team after a promising rookie campaign for the Mississippi native.

Before he arrived in Starkville, Purcell spent nine seasons at Louisville under the direction of future hall of famer Jeff Walz. While on the staff at Louisville, Purcell helped guide the Cardinals to a 266-48 overall record with eight NCAA Tournament appearances, seven Sweet 16s, five Elite Eights and two Final Fours. He also helped lead Louisville to four ACC Regular Season Championships and the 2018 ACC Tournament title, their first tournament crown since 1993.

Promoted to associate coach in 2017-18, Purcell played a critical role in guiding Louisville to a program-best 36-3 overall record that included an ACC Regular Season and Tournament Championship. The Cardinals opened the year going 20-0, marking the best start in program history. They then earned a No. 2 ranking in the Associated Press Top-25 Poll and defeated opponents by an average of 27.5 points per game. During the 2020-21 season, Purcell helped the Cardinals to a 16-0 start and the first-ever No. 1 ranking in the USA Today Top 25 Coaches Poll in program history.

Purcell helped the Louisville offense consistently rank among the nation’s best. In every season but one at Louisville, the offense ranked inside the top 40 in points per game while averaging more than 72.2 points per game during that time. The impressive scoring margins that Louisville won games by – more than a +16.0-scoring margin in each of his last five seasons there.

Purcell led the recruiting efforts at Louisville and he has landed the nation’s top recruit on two separate occasions with two different programs. Purcell inked top-rated prospect Kaela Davis in 2013 at Georgia Tech and Asia Durr at Louisville in 2015.

All nine signing classes that Purcell helped recruit were ranked in the top 15 by ESPN. Of those nine classes, four were ranked inside the top 10, highlighted by the No. 1 class in 2015, the No. 4 class in 2017, the No. 6 class in 2016 and the No. 8 class in 2014. Even more impressive, of the 15 McDonald’s

All-Americans in Louisville’s history, 13 were recruited by Purcell.

Before his time at Louisville, Purcell had stops at Georgia Tech, Tulsa and Auburn. Purcell has learned from some of the best minds in college basketball, including Jeff Walz, Nell Fortner (former Auburn and current Georgia Tech head coach and the head coach of the 1996 Olympic Team) and Joe Ciampi (25-year head coach at Auburn, 2005 Hall of Fame inductee and Purcell’s father-in-law).

PURCELL FILE
INFORMATION

Birthdate: Oct. 5, 1979
Hometown: Dalton, Ga.
Wife: Meghan
Children: Reese, Rylee and Reagan
Education: Auburn, 2003

COACHING CAREER

YEAR	SCHOOL	POSITION
2022-	Mississippi State	Head Coach
2017-22	Louisville	Associate Coach
2013-17	Louisville	Assistant Coach
2009-13	Georgia Tech	Assistant Coach
2005-07	Tulsa	Assistant Coach
2003-05	Auburn	Video Coordinator

PURCELL WIN-LOSS BREAKDOWN

OVERALL 55-24 (.696)
HOME 32-7
AWAY 11-14
NEUTRAL 12-3
NON-CONFERENCE 38-7 (EXCLUDES SECT)
HOME 22-1
AWAY 4-5
NEUTRAL 12-1
SEC 17-15 (0-2 IN SECT)
HOME 10-6
AWAY 7-9
POSTSEASON 4-2
NCAA 2-1
WBIT 2-1

MSU HEAD COACH TOTAL WINS IN FIRST THREE SEASONS

COACH	YEARS	S1	S2	S3	TOTAL
Sam Purcell	2022-	22-11	23-12	10-1	55-24
Vic Schaefer	2012-15	13-17	22-14	27-7	62-38
Peggy Collins	1977-1980	14-17	16-14	12-18	42-49

MSU HEAD COACH SEC WINS IN FIRST THREE SEASONS

COACH	YEARS	S1	S2	S3	TOTAL
Sam Purcell	2022-	9-7	8-8		17-15
Vic Schaefer	2012-15	5-11	5-11	11-5	21-27
Sharon Fanning	1995-98	4-7	1-11	4-10	9-28

PURCELL COACHING TREE

COACH	YEARS	CURRENT POSITION
Michelle Clark-Heard	2023-24	Head Coach at Mercer
Corry Irvin	2022-24	Head Coach at Chicago State

PURCELL CAREER RECORD BREAKDOWN

	SCHOOL	OVERALL	HOME	ROAD	NEUTRAL	NET	SEC	FINISH	SEC TOURNAMENT	POSTSEASON
2022-23	Mississippi State	22-11	14-2	3-7	5-2	39	9-7	T-5th	0-1, Second Round	2-1, NCAA Second Round
2023-24	Mississippi State	23-12	13-5	7-6	3-1	43	8-8	T-7th	0-1, Second Round	2-1, WBIT Quarterfinals
2024-25	Mississippi State	10-1	5-0	1-1	4-0					
TOTALS	THREE SEASONS	55-24 (.696)	32-7	11-14	12-3		17-15		0-2	4-2 (2-1 NCAA, 2-1 WBIT)

PURCELL WNBA DRAFT PICKS COACHED (17)

	SCHOOL	PLAYER	RD	PICK	TEAM
2024	Mississippi State (HC)	Jessika Carter	2	22	New York Liberty
2022	Louisville (AC)	Emily Engstler	1	4	Indiana Fever
2022	Louisville (AC)	Kianna Smith	2	16	Los Angeles Sparks
2021	Louisville (AC)	Dana Evans	2	13	Dallas Wings
2020	Louisville (AC)	Jasmine Jones	1	2	New York Liberty
2020	Louisville (AC)	Kylee Shook	2	13	New York Liberty
2019	Louisville (AC)	Asia Durr	1	2	New York Liberty
2019	Louisville (AC)	Sam Fuehring	3	34	Washington Mystics
2019	Louisville (AC)	Arica Carter	3	34	Phoenix Mercury
2018	Louisville (AC)	Myisha Hines-Allen	2	19	Washington Mystics
2014	Louisville (AC)	Shoni Schimmel	1	8	Atlanta Dream
2014	Louisville (AC)	Antonita Slaughter	3	35	Los Angeles Sparks
2014	Louisville (AC)	Asia Taylor	3	36	Minnesota Lynx
2012	Georgia Tech (AC)	Sasha Goodlett	1	11	Indiana Fever
2011	Georgia Tech (AC)	Alex Montgomery	1	10	New York Liberty
2010	Georgia Tech (AC)	Brigitte Ardossi	2	21	Atlanta Dream
2008	Georgia Tech (AC)	Chioma Nnamaka	2	21	San Antonio Stars

PURCELL ALL-AMERICANS COACHED (11)

SCHOOL	PLAYER	YEAR
Mississippi State (HC)	Jessika Carter	2024
Louisville (AC)	Dana Evans	2021, 2020
Louisville (AC)	Jasmine Jones	2020
Louisville (AC)	Asia Durr	2019, 2018, 2017
Louisville (AC)	Myisha Hines-Allen	2018, 2017, 2016
Louisville (AC)	Mariya Moore	2016
Louisville (AC)	Shoni Schimmel	2014
Louisville (AC)	Sara Hammond	2014
Georgia Tech (AC)	Tyaunna Marshall	2013
Georgia Tech (AC)	Alex Montgomery	2011
Tulsa (AC)	Jill Robbins	2007, 2006

ESPNW TOP-100 SIGNEES AT MISSISSIPPI STATE UNDER PURCELL (7)

PLAYER	RANK	LISTED POSITION	YEAR	HIGH SCHOOL
Jaylah Lampley	38	Guard *	2025	Lawrence Central H.S. (IN)
Madison Francis	39	Forward*	2025	Lancaster Central High (NY)
Nataylah Gray	95	Forward*	2025	Alief Taylor H.S. (TX)
Tahj-Monet Bloom	43	Forward	2024	DME Academy (FL)
Quanirah Montague	48	Post	2023	Atlantic City H.S. (NJ)
Jasmine Brown-Hagger	54	Guard	2023	Example Academy (IL)
Mjracle Sheppard	86	Guard	2023	Montverde Academy (FL)

* The 2025 class that features Lampley, Francis and Gray is currently ranked 10th by ESPN.

MISSISSIPPI STATE WOMEN'S BASKETBALL

PURCELL RECORD AGAINST ALL CONFERENCES

	HOME	AWAY	NEUTRAL	TOTAL
AMERICAN ATHLETIC				
Memphis	1-0	1-0		2-0
South Florida			1-0	1-0
Tulsa			1-0	1-0
ATLANTIC COAST				
Clemson			1-0	1-0
Georgia Tech	1-0	0-1		1-1
Miami (Fla.)	0-1			0-1
Notre Dame			0-1	0-1
ATLANTIC SUN				
Jacksonville			1-0	1-0
North Alabama	1-0			1-0
BIG 12				
TCU	1-0			1-0
Utah			1-0	1-0
BIG EAST				
Creighton			1-0	1-0
Georgetown			1-0	1-0
BIG TEN				
Illinois			1-0	1-0
Penn State		0-1		0-1
Nebraska			0-1	0-1
CONFERENCE USA				
Jacksonville State	1-0			1-0
Kennesaw State	1-0			1-0
MISSOURI VALLEY				
Belmont		1-0	1-0	2-0
MOUNTAIN WEST				
Colorado State	1-0	1-0		2-0
New Mexico	1-0			1-0
NORTHEAST				
Chicago State		1-0		2-0
SOUTHEASTERN (SEC)				
Alabama	1-0	0-1		1-1
Arkansas	1-0	1-0		2-0
Auburn	1-0	0-1		1-1
Florida	0-1	2-0		2-1
Georgia	1-0	0-1		1-1
Kentucky	1-1	1-0		2-1
LSU	1-0	0-1		1-1
Missouri	1-0	0-1		1-1
Ole Miss	1-1	0-2		1-3
South Carolina	0-1	0-1		0-2
Tennessee	1-1	0-1		1-2
Texas A&M	1-0	2-0	0-2	3-2
Vanderbilt	0-1	1-0		1-1
SOUTHERN				
Chattanooga	1-0	0-1		1-1
Mercer	1-0			1-0
SOUTHLAND				
New Orleans	1-0			1-0
Southeastern La.	1-0			1-0
Texas A&M-Commerce	1-0			1-0
SOUTHWESTERN ATHLETIC				
Alabama State	2-0			2-0
Alcorn State	2-0			2-0
Arkansas-Pine Bluff			1-0	1-0
Florida A&M	1-0			1-0
Grambling	1-0			1-0
Jackson State	1-0			1-0
Mississippi Valley State	2-0			2-0
SUMMIT LEAGUE				
South Dakota State		0-1		0-1
SUN BELT				
Old Dominion			1-0	1-0
UL Monroe	1-0			1-0

PURCELL RECORD AGAINST ALL OPPONENTS

	HOME	AWAY	NEUTRAL	TOTAL
Alabama	1-0	0-1		1-1
Alabama State	2-0			2-0
Alcorn State	2-0			2-0
Arkansas	1-0	1-0		2-0
Arkansas-Pine Bluff			1-0	1-0
Auburn	1-0	0-1		1-1
Belmont		1-0	1-0	2-0
Chattanooga	1-0	0-1		1-1
Chicago State		1-0		1-0
Clemson			1-0	1-0
Colorado State	1-0	1-0		2-0
Creighton			1-0	1-0
Florida	0-1	2-0		2-1
Florida A&M	1-0			1-0
Georgetown			1-0	1-0
Georgia	1-0	0-1		1-1
Georgia Tech	1-0	0-1		1-1
Grambling	1-0			1-0
Illinois			1-0	1-0
Jackson State	1-0			1-0
Jacksonville			1-0	1-0
Jacksonville State	1-0			1-0
Kennesaw State	1-0			1-0
Kentucky	1-1	1-0		2-1
LSU	1-0	0-1		1-1
Mercer	1-0			1-0
Memphis	1-0	1-0		2-0
Miami (Fla.)	0-1			0-1
Mississippi Valley State	2-0			2-0
Missouri	1-0	0-1		1-1
Nebraska			0-1	0-1
New Mexico				1-0
New Orleans	1-0			1-0
North Alabama	1-0			1-0
Notre Dame			0-1	0-1
Old Dominion			1-0	1-0
Ole Miss	1-1	0-2		1-3
Penn State		0-1		0-1
South Carolina	0-1	0-1		0-2
South Dakota State		0-1		0-1
South Florida			1-0	1-0
Southeastern La.	1-0			1-0
TCU	1-0			1-0
Tennessee	1-1	0-1		1-2
Texas A&M	1-0	2-0	0-2	3-2
Texas A&M-Commerce	1-0			1-0
Tulsa			1-0	1-0
UL Monroe	1-0			1-0
Utah			1-0	1-0
Vanderbilt	0-1	1-0		1-1

PURCELL RECORD AGAINST ACTIVE SEC HEAD COACHES

	HOME	AWAY	NEUTRAL	TOTAL
Kristy Curry (Alabama)	1-0	0-1		1-1
Mike Neighbors (Arkansas)	1-0	1-0		2-0
Johnnie Harris (Auburn)	1-0	0-1		1-1
Kelly Rae Finley (Florida)	0-1	2-0		2-1
Katie Abrahamson-Henderson (Georgia)	1-0	0-1		1-1
Kenny Brooks (Kentucky)				
Kim Mulkey (LSU)	1-0	0-1		1-1
Robin Pingeton (Missouri)	1-0	0-1		1-1
Jennie Baranczyk (Oklahoma)				
Yolett McPhee-McCuin (Ole Miss)	1-1	0-2		1-3
Dawn Staley (South Carolina)	0-1	0-1		0-2
Kim Caldwell (Tennessee)				
Vic Schaefer (Texas)				
Joni Taylor (Texas A&M)	1-0	2-0	0-2	3-2
Shae Ralph (Vanderbilt)	0-1	1-0		1-1



2024-25 Mississippi St. Women's Basketball
Combined Team Statistics
All games

Game Records

Record	Overall	Home	Away	Neutral
ALL GAMES	10-1	5-0	1-1	4-0
CONFERENCE	0-0	0-0	0-0	0-0
NON-CONFERENCE	10-1	5-0	1-1	4-0

Score by Periods

Team	1st	2nd	3rd	4th	OT	TOT
Mississippi St.	225	195	236	205	0	861
Opponents	136	122	132	167	0	557

Team Box Score

No.	Player				Total		3-Point		F-Throw		Rebounds											
		GP-GS	MIN	AVG	FG-FGA	FG%	3FG-3FGA	3FG%	FT-FTA	FT%	OFF	DEF	TOT	AVG	PF	DQ	A	TO	BLK	STL	PTS	AVG
2	JORDAN, Jerkaila	11-11	320:30	29.1	67-156	.429	11-50	.220	20-28	.714	18	65	83	7.5	20	0	29	13	10	15	165	15.0
4	RUSSELL, Eniya	11-11	302:06	27.5	63-123	.512	13-43	.302	19-31	.613	7	51	58	5.3	23	0	48	35	3	7	158	14.4
15	OKOT, Madina	11-11	238:29	21.7	54-78	.692	0-0	.000	18-28	.643	42	58	100	9.1	24	0	3	31	12	12	126	11.5
21	POWE, Debreasha	11-11	343:22	31.2	38-79	.481	26-55	.473	6-9	.667	11	32	43	3.9	14	0	16	11	10	14	108	9.8
1	MCPHAUL, Destiney	9-0	185:48	20.6	23-42	.548	6-15	.400	15-19	.789	0	22	22	2.4	18	0	18	17	0	9	67	7.4
24	MONTAGUE, Quanirah	11-0	139:11	12.7	27-58	.466	0-7	.000	7-12	.583	23	29	52	4.7	9	0	6	10	3	7	61	5.5
0	DESHIELDS, Denim	11-11	292:03	26.5	15-52	.288	6-24	.250	19-22	.864	7	14	21	1.9	18	0	42	29	2	14	55	5.0
5	PRATER, Chandler	11-0	186:40	17.0	18-42	.429	7-17	.412	6-9	.667	9	37	46	4.2	20	1	16	20	3	7	49	4.5
3	WARD, Terren	8-0	56:41	7.1	5-20	.250	3-11	.273	14-16	.875	4	16	20	2.5	4	0	1	4	3	1	27	3.4
14	THOMAS, Kayla	11-0	89:11	8.1	12-18	.667	0-0	.000	7-8	.875	13	3	16	1.5	6	0	2	2	5	0	31	2.8
6	EDWARDS, Shakirah	6-0	36:37	6.1	4-10	.400	2-6	.333	2-2	1.000	1	2	3	0.5	3	0	3	5	3	1	12	2.0
8	CARRIERE, Anaisha	5-0	09:19	1.9	1-5	.200	0-3	.000	0-0	.000	2	0	2	0.4	1	0	0	1	0	0	2	0.4
Team											16	21	37									
Total		11	2200		327-683	.479	74-231	.320	133-184	.723	153	350	503	45.7	160	1	184	178	54	87	861	78.3
Opponents		11	2200		197-647	.304	62-272	.228	101-143	.706	113	226	339	30.8	199	5	104	193	20	73	557	50.6

Team Statistics

	MS	OPP
Scoring	861	557
Points per game	78.3	50.6
Scoring margin	+27.6	-
Field goals-att	327-683	197-647
Field goal pct	.479	.304
3 point fg-att	74-231	62-272
3-point FG pct	.320	.228
3-pt FG made per game	6.7	5.6
Free throws-att	133-184	101-143
Free throw pct	.723	.706
F-Throws made per game	12.1	9.2
Rebounds	503	339
Rebounds per game	45.7	30.8
Rebounding margin	+14.9	-
Assists	184	104
Assists per game	16.7	9.5
Turnovers	178	193
Turnovers per game	16.2	17.5
Turnover margin	+1.4	-
Assist/turnover ratio	1.0	0.5
Steals	87	73
Steals per game	7.9	6.6
Blocks	54	20
Blocks per game	4.9	1.8
Winning streak	2	-
Home win streak	5	-
Attendance	24100	1749
Home games-Avg/Game	5-4820	2-875
Neutral site-Avg/Game	-	4-787

Team Results

Date	Opponent		Score	Att.
11/07/2024	Memphis	W	100-56	4971
11/10/2024	Alcorn	W	73-45	4504
11/13/2024	Alabama St.	W	83-29	6585
11/17/2024	Chattanooga	W	69-44	4037
11/20/2024	Mercer	W	81-44	4003
11/24/2024	vs Jacksonville	W	80-35	1310
11/28/2024	vs Utah	W	66-62	802
11/29/2024	vs South Fla.	W	59-52	1034
12/04/2024	at Georgia Tech	L	75-78	1514
12/08/2024	at Chicago St.	W	102-42	235
12/14/2024	vs Belmont	W	73-70	0



2024-25 Mississippi St. Women's Basketball
Combined Team Statistics
All games

Game Records

Record	Overall	Home	Away	Neutral
ALL GAMES	10-1	5-0	1-1	4-0
CONFERENCE	0-0	0-0	0-0	0-0
NON-CONFERENCE	10-1	5-0	1-1	4-0

Score by Periods

Team	1st	2nd	3rd	4th	OT	TOT
Mississippi St.	225	195	236	205	0	861
Opponents	136	122	132	167	0	557

Team Box Score

No.	Player				Total		3-Point		F-Throw		Rebounds											
		GP-GS	MIN	AVG	FG-FGA	FG%	3FG-3FGA	3FG%	FT-FTA	FT%	OFF	DEF	TOT	AVG	PF	DQ	A	TO	BLK	STL	PTS	AVG
2	JORDAN, Jerkaila	11-11	320:30	29.1	67-156	.429	11-50	.220	20-28	.714	18	65	83	7.5	20	0	29	13	10	15	165	15.0
4	RUSSELL, Eniya	11-11	302:06	27.5	63-123	.512	13-43	.302	19-31	.613	7	51	58	5.3	23	0	48	35	3	7	158	14.4
15	OKOT, Madina	11-11	238:29	21.7	54-78	.692	0-0	.000	18-28	.643	42	58	100	9.1	24	0	3	31	12	12	126	11.5
21	POWE, Debreasha	11-11	343:22	31.2	38-79	.481	26-55	.473	6-9	.667	11	32	43	3.9	14	0	16	11	10	14	108	9.8
1	MCPHAUL, Destiney	9-0	185:48	20.6	23-42	.548	6-15	.400	15-19	.789	0	22	22	2.4	18	0	18	17	0	9	67	7.4
24	MONTAGUE, Quanirah	11-0	139:11	12.7	27-58	.466	0-7	.000	7-12	.583	23	29	52	4.7	9	0	6	10	3	7	61	5.5
0	DESHIELDS, Denim	11-11	292:03	26.5	15-52	.288	6-24	.250	19-22	.864	7	14	21	1.9	18	0	42	29	2	14	55	5.0
5	PRATER, Chandler	11-0	186:40	17.0	18-42	.429	7-17	.412	6-9	.667	9	37	46	4.2	20	1	16	20	3	7	49	4.5
3	WARD, Terren	8-0	56:41	7.1	5-20	.250	3-11	.273	14-16	.875	4	16	20	2.5	4	0	1	4	3	1	27	3.4
14	THOMAS, Kayla	11-0	89:11	8.1	12-18	.667	0-0	.000	7-8	.875	13	3	16	1.5	6	0	2	2	5	0	31	2.8
6	EDWARDS, Shakirah	6-0	36:37	6.1	4-10	.400	2-6	.333	2-2	1.000	1	2	3	0.5	3	0	3	5	3	1	12	2.0
8	CARRIERE, Anaisha	5-0	09:19	1.9	1-5	.200	0-3	.000	0-0	.000	2	0	2	0.4	1	0	0	1	0	0	2	0.4
Team											16	21	37									
Total		11	2200		327-683	.479	74-231	.320	133-184	.723	153	350	503	45.7	160	1	184	178	54	87	861	78.3
Opponents		11	2200		197-647	.304	62-272	.228	101-143	.706	113	226	339	30.8	199	5	104	193	20	73	557	50.6

Team Statistics

	MS	OPP
Scoring	861	557
Points per game	78.3	50.6
Scoring margin	+27.6	-
Field goals-att	327-683	197-647
Field goal pct	.479	.304
3 point fg-att	74-231	62-272
3-point FG pct	.320	.228
3-pt FG made per game	6.7	5.6
Free throws-att	133-184	101-143
Free throw pct	.723	.706
F-Throws made per game	12.1	9.2
Rebounds	503	339
Rebounds per game	45.7	30.8
Rebounding margin	+14.9	-
Assists	184	104
Assists per game	16.7	9.5
Turnovers	178	193
Turnovers per game	16.2	17.5
Turnover margin	+1.4	-
Assist/turnover ratio	1.0	0.5
Steals	87	73
Steals per game	7.9	6.6
Blocks	54	20
Blocks per game	4.9	1.8
Winning streak	2	-
Home win streak	5	-
Attendance	24100	1749
Home games-Avg/Game	5-4820	2-875
Neutral site-Avg/Game	-	4-787

Team Results

Date	Opponent		Score	Att.
11/07/2024	Memphis	W	100-56	4971
11/10/2024	Alcorn	W	73-45	4504
11/13/2024	Alabama St.	W	83-29	6585
11/17/2024	Chattanooga	W	69-44	4037
11/20/2024	Mercer	W	81-44	4003
11/24/2024	vs Jacksonville	W	80-35	1310
11/28/2024	vs Utah	W	66-62	802
11/29/2024	vs South Fla.	W	59-52	1034
12/04/2024	at Georgia Tech	L	75-78	1514
12/08/2024	at Chicago St.	W	102-42	235
12/14/2024	vs Belmont	W	73-70	0



2024-25 Mississippi St. Women's Basketball
Combined Team Statistics
Home games

Game Records

Record	Overall	Home	Away	Neutral
ALL GAMES	5-0	5-0	0-0	0-0
CONFERENCE	0-0	0-0	0-0	0-0
NON-CONFERENCE	5-0	5-0	0-0	0-0

Score by Periods

Team	1st	2nd	3rd	4th	OT	TOT
Mississippi St.	111	79	127	89	0	406
Opponents	56	50	43	69	0	218

Team Box Score

No.	Player				Total		3-Point		F-Throw		Rebounds													
		GP-GS	MIN	AVG	FG-FGA	FG%	3FG-3FGA	3FG%	FT-FTA	FT%	OFF	DEF	TOT	AVG	PF	DQ	A	TO	BLK	STL	PTS	AVG		
4	RUSSELL, Eniya	5-5	132:50	26.6	28-52	.538	8-21	.381	13-19	.684	4	23	27	5.4	9	0	21	16	0	6	77	15.4		
21	POWE, Debreasha	5-5	146:06	29.2	23-39	.590	13-24	.542	1-2	.500	7	16	23	4.6	7	0	9	4	5	8	60	12.0		
15	OKOT, Madina	5-5	108:18	21.7	24-37	.649	0-0	.000	11-18	.611	18	31	49	9.8	10	0	3	12	7	10	59	11.8		
2	JORDAN, Jerkaila	5-5	125:32	25.1	21-60	.350	4-19	.211	8-10	.800	11	29	40	8.0	8	0	16	4	2	5	54	10.8		
1	MCPHAUL, Destiney	5-0	102:02	20.4	16-28	.571	6-12	.500	7-9	.778	0	14	14	2.8	9	0	8	12	0	6	45	9.0		
0	DESHIELDS, Denim	5-5	125:10	25.0	8-22	.364	3-10	.300	8-8	1.000	5	3	8	1.6	5	0	16	9	1	9	27	5.4		
24	MONTAGUE, Qunirah	5-0	65:32	13.1	10-22	.455	0-2	.000	4-6	.667	7	12	19	3.8	5	0	1	5	2	1	24	4.8		
3	WARD, Terren	4-0	40:23	10.1	4-13	.308	3-8	.375	7-8	.875	2	11	13	3.3	1	0	1	1	3	0	18	4.5		
5	PRATER, Chandler	5-0	80:17	16.1	7-20	.350	2-10	.200	4-5	.800	4	19	23	4.6	8	1	8	9	1	4	20	4.0		
14	THOMAS, Kayla	5-0	44:42	8.9	5-8	.625	0-0	.000	6-7	.857	4	1	5	1.0	4	0	2	2	4	0	16	3.2		
6	EDWARDS, Shakirah	4-0	20:38	5.2	2-5	.400	0-1	.000	0-0	.000	0	1	1	0.3	3	0	3	3	2	0	4	1.0		
8	CARRIERE, Anaisha	4-0	08:25	2.1	1-5	.200	0-3	.000	0-0	.000	2	0	2	0.5	1	0	0	1	0	0	2	0.5		
Team											11	4	15											
Total		5	1000		149-311	.479	39-110	.355	69-92	.750	75	164	239	47.8	70	1	88	78	27	49	406	81.2		
Opponents		5	1000		76-285	.267	26-116	.224	40-60	.667	56	99	155	31.0	92	1	40	96	10	29	218	43.6		

Team Statistics

	MS	OPP
Scoring	406	218
Points per game	81.2	43.6
Scoring margin	+37.6	-
Field goals-att	149-311	76-285
Field goal pct	.479	.267
3 point fg-att	39-110	26-116
3-point FG pct	.355	.224
3-pt FG made per game	7.8	5.2
Free throws-att	69-92	40-60
Free throw pct	.750	.667
F-Throws made per game	13.8	8.0
Rebounds	239	155
Rebounds per game	47.8	31.0
Rebounding margin	+16.8	-
Assists	88	40
Assists per game	17.6	8.0
Turnovers	78	96
Turnovers per game	15.6	19.2
Turnover margin	+3.6	-
Assist/turnover ratio	1.1	0.4
Steals	49	29
Steals per game	9.8	5.8
Blocks	27	10
Blocks per game	5.4	2.0
Winning streak	5	-
Home win streak	5	-
Attendance	24100	0
Home games-Avg/Game	5-4820	0-0
Neutral site-Avg/Game	-	0-0

Team Results

Date	Opponent		Score	Att.
11/07/2024	Memphis	W	100-56	4971
11/10/2024	Alcorn	W	73-45	4504
11/13/2024	Alabama St.	W	83-29	6585
11/17/2024	Chattanooga	W	69-44	4037
11/20/2024	Mercer	W	81-44	4003



2024-25 Mississippi St. Women's Basketball

Combined Team Statistics

Away games

Game Records					Score by Periods						
Record	Overall	Home	Away	Neutral	Team	1st	2nd	3rd	4th	OT	TOT
ALL GAMES	1-1	0-0	1-1	0-0	Mississippi St.	49	53	40	35	0	177
CONFERENCE	0-0	0-0	0-0	0-0	Opponents	25	26	39	30	0	120
NON-CONFERENCE	1-1	0-0	1-1	0-0							

Team Box Score																						
No.	Player				Total		3-Point		F-Throw		Rebounds											
		GP-GS	MIN	AVG	FG-FGA	FG%	3FG-3FGA	3FG%	FT-FTA	FT%	OFF	DEF	TOT	AVG	PF	DQ	A	TO	BLK	STL	PTS	AVG
2	JORDAN, Jerkaila	2-2	65:09	32.6	19-32	.594	5-11	.455	3-3	1.000	0	10	10	5.0	3	0	5	2	6	5	46	23.0
4	RUSSELL, Eniya	2-2	56:00	28.0	14-27	.519	4-12	.333	3-4	.750	1	13	14	7.0	5	0	14	12	1	1	35	17.5
5	PRATER, Chandler	2-0	48:14	24.1	10-14	.714	4-5	.800	0-0	.000	1	10	11	5.5	4	0	7	3	1	0	24	12.0
15	OKOT, Madina	2-2	43:16	21.6	11-17	.647	0-0	.000	2-2	1.000	9	7	16	8.0	3	0	0	3	1	1	24	12.0
21	POWE, Debreasha	2-2	66:56	33.5	6-13	.462	4-8	.500	1-1	1.000	1	6	7	3.5	2	0	4	3	1	1	17	8.5
6	EDWARDS, Shakirah	1-0	11:43	11.7	2-4	.500	2-4	.500	2-2	1.000	1	1	2	2.0	0	0	0	2	0	1	8	8.0
0	DESHIELDS, Denim	2-2	61:41	30.8	4-14	.286	1-5	.200	0-1	.000	1	3	4	2.0	2	0	10	8	1	2	9	4.5
24	MONTAGUE, Qunirah	2-0	26:43	13.4	4-10	.400	0-2	.000	0-2	.000	4	7	11	5.5	0	0	2	1	1	3	8	4.0
14	THOMAS, Kayla	2-0	20:18	10.1	3-3	1.000	0-0	.000	0-0	.000	3	0	3	1.5	1	0	0	0	0	0	6	3.0
Team											2	7	9									
Total		2	400		73-134	.545	20-47	.426	11-15	.733	23	64	87	43.5	20	0	42	34	12	14	177	88.5
Opponents		2	400		47-138	.341	14-61	.230	12-14	.857	24	37	61	30.5	26	0	17	29	4	21	120	60.0

Team Statistics		MS	OPP
Scoring		177	120
Points per game		88.5	60.0
Scoring margin		+28.5	-
Field goals-att		73-134	47-138
Field goal pct		.545	.341
3 point fg-att		20-47	14-61
3-point FG pct		.426	.230
3-pt FG made per game		10.0	7.0
Free throws-att		11-15	12-14
Free throw pct		.733	.857
F-Throws made per game		5.5	6.0
Rebounds		87	61
Rebounds per game		43.5	30.5
Rebounding margin		+13.0	-
Assists		42	17
Assists per game		21.0	8.5
Turnovers		34	29
Turnovers per game		17.0	14.5
Turnover margin		-2.5	-
Assist/turnover ratio		1.2	0.6
Steals		14	21
Steals per game		7.0	10.5
Blocks		12	4
Blocks per game		6.0	2.0
Winning streak		1	-
Home win streak		0	-
Attendance		0	1749
Home games-Avg/Game		0-0	2-875
Neutral site-Avg/Game		-	0-0

Team Results				Score	Att.
Date	Opponent				
12/04/2024	at Georgia Tech	L		75-78	1514
12/08/2024	at Chicago St.	W		102-42	235



2024-25 Mississippi St. Women's Basketball
Combined Team Statistics
Neutral games

Game Records

Record	Overall	Home	Away	Neutral
ALL GAMES	4-0	0-0	0-0	4-0
CONFERENCE	0-0	0-0	0-0	0-0
NON-CONFERENCE	4-0	0-0	0-0	4-0

Score by Periods

Team	1st	2nd	3rd	4th	OT	TOT
Mississippi St.	65	63	69	81	0	278
Opponents	55	46	50	68	0	219

Team Box Score

No.	Player				Total		3-Point		F-Throw		Rebounds													
		GP-GS	MIN	AVG	FG-FGA	FG%	3FG-3FGA	3FG%	FT-FTA	FT%	OFF	DEF	TOT	AVG	PF	DQ	A	TO	BLK	STL	PTS	AVG		
2	JORDAN, Jerkaila	4-4	129:48	32.5	27-64	.422	2-20	.100	9-15	.600	7	26	33	8.3	9	0	8	7	2	5	65	16.3		
4	RUSSELL, Eniya	4-4	113:15	28.3	21-44	.477	1-10	.100	3-8	.375	2	15	17	4.3	9	0	13	7	2	0	46	11.5		
15	OKOT, Madina	4-4	86:55	21.7	19-24	.792	0-0	.000	5-8	.625	15	20	35	8.8	11	0	0	16	4	1	43	10.8		
21	POWE, Debreasha	4-4	130:20	32.6	9-27	.333	9-23	.391	4-6	.667	3	10	13	3.3	5	0	3	4	4	5	31	7.8		
24	MONTAGUE, Qunirah	4-0	46:56	11.7	13-26	.500	0-3	.000	3-4	.750	12	10	22	5.5	4	0	3	4	0	3	29	7.3		
1	MCPHAUL, Destiney	4-0	83:46	20.9	7-14	.500	0-3	.000	8-10	.800	0	8	8	2.0	9	0	10	5	0	3	22	5.5		
0	DESHIELDS, Denim	4-4	105:11	26.3	3-16	.188	2-9	.222	11-13	.846	1	8	9	2.3	11	0	16	12	0	3	19	4.8		
3	WARD, Terren	4-0	16:18	4.1	1-7	.143	0-3	.000	7-8	.875	2	5	7	1.8	3	0	0	3	0	1	9	2.3		
14	THOMAS, Kayla	4-0	24:11	6.0	4-7	.571	0-0	.000	1-1	1.000	6	2	8	2.0	1	0	0	0	1	0	9	2.3		
5	PRATER, Chandler	4-0	58:10	14.5	1-8	.125	1-2	.500	2-4	.500	4	8	12	3.0	8	0	1	8	1	3	5	1.3		
6	EDWARDS, Shakirah	1-0	04:16	4.3	0-1	.000	0-1	.000	0-0	.000	0	0	0	0.0	0	0	0	0	1	0	0	0.0		
8	CARRIERE, Anaisha	1-0	00:53	0.9	0-0	.000	0-0	.000	0-0	.000	0	0	0	0.0	0	0	0	0	0	0	0	0.0		
Team											3	10	13											
Total		4	800		105-238	.441	15-74	.203	53-77	.688	55	122	177	44.3	70	0	54	66	15	24	278	69.5		
Opponents		4	800		74-224	.330	22-95	.232	49-69	.710	33	90	123	30.8	81	4	47	68	6	23	219	54.8		

Team Statistics

	MS	OPP
Scoring	278	219
Points per game	69.5	54.8
Scoring margin	+14.8	-
Field goals-att	105-238	74-224
Field goal pct	.441	.330
3 point fg-att	15-74	22-95
3-point FG pct	.203	.232
3-pt FG made per game	3.8	5.5
Free throws-att	53-77	49-69
Free throw pct	.688	.710
F-Throws made per game	13.3	12.3
Rebounds	177	123
Rebounds per game	44.3	30.8
Rebounding margin	+13.5	-
Assists	54	47
Assists per game	13.5	11.8
Turnovers	66	68
Turnovers per game	16.5	17.0
Turnover margin	+0.5	-
Assist/turnover ratio	0.8	0.7
Steals	24	23
Steals per game	6.0	5.8
Blocks	15	6
Blocks per game	3.8	1.5
Winning streak	4	-
Home win streak	0	-
Attendance	0	0
Home games-Avg/Game	0-0	0-0
Neutral site-Avg/Game	-	4-787

Team Results

Date	Opponent		Score	Att.
11/24/2024	vs Jacksonville	W	80-35	1310
11/28/2024	vs Utah	W	66-62	802
11/29/2024	vs South Fla.	W	59-52	1034
12/14/2024	vs Belmont	W	73-70	0



2024-25 Mississippi St. Women's Basketball

Combined Team Statistics

Won games

Game Records

Record	Overall	Home	Away	Neutral
ALL GAMES	10-0	5-0	1-0	4-0
CONFERENCE	0-0	0-0	0-0	0-0
NON-CONFERENCE	10-0	5-0	1-0	4-0

Score by Periods

Team	1st	2nd	3rd	4th	OT	TOT
Mississippi St.	207	174	218	187	0	786
Opponents	120	104	109	146	0	479

Team Box Score

No.	Player				Total		3-Point		F-Throw		Rebounds											
		GP-GS	MIN	AVG	FG-FGA	FG%	3FG-3FGA	3FG%	FT-FTA	FT%	OFF	DEF	TOT	AVG	PF	DQ	A	TO	BLK	STL	PTS	AVG
2	JORDAN, Jerkaila	10-10	285:04	28.5	57-137	.416	9-45	.200	17-25	.680	18	60	78	7.8	18	0	27	12	9	13	140	14.0
4	RUSSELL, Eniya	10-10	271:56	27.2	55-108	.509	12-38	.316	18-29	.621	6	43	49	4.9	20	0	39	28	3	7	140	14.0
15	OKOT, Madina	10-10	215:19	21.5	51-72	.708	0-0	.000	18-28	.643	42	53	95	9.5	24	0	3	30	11	12	120	12.0
21	POWE, Debreasha	10-10	303:22	30.3	35-73	.479	23-50	.460	6-9	.667	11	26	37	3.7	12	0	16	9	10	13	99	9.9
1	MCPHAUL, Destiney	9-0	185:48	20.6	23-42	.548	6-15	.400	15-19	.789	0	22	22	2.4	18	0	18	17	0	9	67	7.4
24	MONTAGUE, Quanirah	10-0	129:50	13.0	27-58	.466	0-7	.000	7-12	.583	23	29	52	5.2	9	0	6	9	3	6	61	6.1
0	DESHIELDS, Denim	10-10	259:05	25.9	13-45	.289	5-22	.227	19-21	.905	6	12	18	1.8	16	0	39	25	1	14	50	5.0
5	PRATER, Chandler	10-0	161:49	16.2	13-37	.351	7-17	.412	6-9	.667	9	31	40	4.0	18	1	13	19	3	7	39	3.9
3	WARD, Terren	8-0	56:41	7.1	5-20	.250	3-11	.273	14-16	.875	4	16	20	2.5	4	0	1	4	3	1	27	3.4
14	THOMAS, Kayla	10-0	85:06	8.5	11-17	.647	0-0	.000	7-8	.875	13	3	16	1.6	6	0	2	2	5	0	29	2.9
6	EDWARDS, Shakirah	6-0	36:37	6.1	4-10	.400	2-6	.333	2-2	1.000	1	2	3	0.5	3	0	3	5	3	1	12	2.0
8	CARRIERE, Anaisha	5-0	09:19	1.9	1-5	.200	0-3	.000	0-0	.000	2	0	2	0.4	1	0	0	1	0	0	2	0.4
Team											15	18	33									
Total		10	2000		295-624	.473	67-214	.313	129-178	.725	150	315	465	46.5	149	1	167	161	51	83	786	78.6
Opponents		10	2000		167-568	.294	50-234	.214	95-137	.693	101	203	304	30.4	188	5	90	187	18	61	479	47.9

Team Statistics

	MS	OPP
Scoring	786	479
Points per game	78.6	47.9
Scoring margin	+30.7	-
Field goals-att	295-624	167-568
Field goal pct	.473	.294
3 point fg-att	67-214	50-234
3-point FG pct	.313	.214
3-pt FG made per game	6.7	5.0
Free throws-att	129-178	95-137
Free throw pct	.725	.693
F-Throws made per game	12.9	9.5
Rebounds	465	304
Rebounds per game	46.5	30.4
Rebounding margin	+16.1	-
Assists	167	90
Assists per game	16.7	9.0
Turnovers	161	187
Turnovers per game	16.1	18.7
Turnover margin	+2.6	-
Assist/turnover ratio	1.0	0.5
Steals	83	61
Steals per game	8.3	6.1
Blocks	51	18
Blocks per game	5.1	1.8
Winning streak	10	-
Home win streak	5	-
Attendance	24100	235
Home games-Avg/Game	5-4820	1-235
Neutral site-Avg/Game	-	4-787

Team Results

Date	Opponent		Score	Att.
11/07/2024	Memphis	W	100-56	4971
11/10/2024	Alcorn	W	73-45	4504
11/13/2024	Alabama St.	W	83-29	6585
11/17/2024	Chattanooga	W	69-44	4037
11/20/2024	Mercer	W	81-44	4003
11/24/2024	vs Jacksonville	W	80-35	1310
11/28/2024	vs Utah	W	66-62	802
11/29/2024	vs South Fla.	W	59-52	1034
12/08/2024	at Chicago St.	W	102-42	235
12/14/2024	vs Belmont	W	73-70	0



2024-25 Mississippi St. Women's Basketball

Combined Team Statistics

Lost games

Game Records

Record	Overall	Home	Away	Neutral
ALL GAMES	0-1	0-0	0-1	0-0
CONFERENCE	0-0	0-0	0-0	0-0
NON-CONFERENCE	0-1	0-0	0-1	0-0

Score by Periods

Team	1st	2nd	3rd	4th	OT	TOT
Mississippi St.	18	21	18	18	0	75
Opponents	16	18	23	21	0	78

Team Box Score

No.	Player				Total		3-Point		F-Throw		Rebounds													
		GP-GS	MIN	AVG	FG-FGA	FG%	3FG-3FGA	3FG%	FT-FTA	FT%	OFF	DEF	TOT	AVG	PF	DQ	A	TO	BLK	STL	PTS	AVG		
2	JORDAN, Jerkaila	1-1	35:26	35.4	10-19	.526	2-5	.400	3-3	1.000	0	5	5	5.0	2	0	2	1	1	2	25	25.0		
4	RUSSELL, Eniya	1-1	30:10	30.2	8-15	.533	1-5	.200	1-2	.500	1	8	9	9.0	3	0	9	7	0	0	18	18.0		
5	PRATER, Chandler	1-0	24:51	24.9	5-5	1.000	0-0	.000	0-0	.000	0	6	6	6.0	2	0	3	1	0	0	10	10.0		
21	POWE, Debreasha	1-1	40:00	40.0	3-6	.500	3-5	.600	0-0	.000	0	6	6	6.0	2	0	0	2	0	1	9	9.0		
15	OKOT, Madina	1-1	23:10	23.2	3-6	.500	0-0	.000	0-0	.000	0	5	5	5.0	0	0	0	1	1	0	6	6.0		
0	DESHIELDS, Denim	1-1	32:57	33.0	2-7	.286	1-2	.500	0-1	.000	1	2	3	3.0	2	0	3	4	1	0	5	5.0		
14	THOMAS, Kayla	1-0	04:05	4.1	1-1	1.000	0-0	.000	0-0	.000	0	0	0	0.0	0	0	0	0	0	0	2	2.0		
24	MONTAGUE, Quanirah	1-0	09:21	9.4	0-0	.000	0-0	.000	0-0	.000	0	0	0	0.0	0	0	0	1	0	1	0	0.0		
Team											1	3	4											
Total		1	200		32-59	.542	7-17	.412	4-6	.667	3	35	38	38.0	11	0	17	17	3	4	75	75.0		
Opponents		1	200		30-79	.380	12-38	.316	6-6	1.000	12	23	35	35.0	11	0	14	6	2	12	78	78.0		

Team Statistics

	MS	OPP
Scoring	75	78
Points per game	75.0	78.0
Scoring margin	-3.0	-
Field goals-att	32-59	30-79
Field goal pct	.542	.380
3 point fg-att	7-17	12-38
3-point FG pct	.412	.316
3-pt FG made per game	7.0	12.0
Free throws-att	4-6	6-6
Free throw pct	.667	1.000
F-Throws made per game	4.0	6.0
Rebounds	38	35
Rebounds per game	38.0	35.0
Rebounding margin	+3.0	-
Assists	17	14
Assists per game	17.0	14.0
Turnovers	17	6
Turnovers per game	17.0	6.0
Turnover margin	-11.0	-
Assist/turnover ratio	1.0	2.3
Steals	4	12
Steals per game	4.0	12.0
Blocks	3	2
Blocks per game	3.0	2.0
Winning streak	0	-
Home win streak	0	-
Attendance	0	1514
Home games-Avg/Game	0-0	1-1514
Neutral site-Avg/Game	-	0-0

Team Results

Date	Opponent		Score	Att.
12/04/2024	at Georgia Tech	L	75-78	1514



2024-25 Mississippi St. Women's Basketball
Category Leaders
All games

Page 1/3
as of Dec 15, 2024

Points

##	Player	G	Pts	Pts/G
2	Jordan, Jerkaila	11	165	15.0
4	Russell, Eniya	11	158	14.4
15	Okot, Madina	11	126	11.5
21	Powe, Debreasha	11	108	9.8
1	McPhaul, Destiney	9	67	7.4
24	Montague, Quanirah	11	61	5.5
0	DeShields, Denim	11	55	5.0
5	Prater, Chandler	11	49	4.5
14	Thomas, Kayla	11	31	2.8
3	Ward, Terren	8	27	3.4
6	Edwards, Shakirah	6	12	2.0
8	Carriere, Anaisha	5	2	0.4

Scoring Average

##	Player	G	Pts	Pts/G
2	Jordan, Jerkaila	11	165	15.0
4	Russell, Eniya	11	158	14.4
15	Okot, Madina	11	126	11.5
21	Powe, Debreasha	11	108	9.8
1	McPhaul, Destiney	9	67	7.4
24	Montague, Quanirah	11	61	5.5
0	DeShields, Denim	11	55	5.0
5	Prater, Chandler	11	49	4.5
3	Ward, Terren	8	27	3.4
14	Thomas, Kayla	11	31	2.8
6	Edwards, Shakirah	6	12	2.0
8	Carriere, Anaisha	5	2	0.4

Field Goal Percentage

##	Player	FG	Att	Pct
15	Okot, Madina	54	78	.692
14	Thomas, Kayla	12	18	.667
1	McPhaul, Destiney	23	42	.548
4	Russell, Eniya	63	123	.512
21	Powe, Debreasha	38	79	.481
24	Montague, Quanirah	27	58	.466
2	Jordan, Jerkaila	67	156	.429
5	Prater, Chandler	18	42	.429
6	Edwards, Shakirah	4	10	.400
0	DeShields, Denim	15	52	.288
3	Ward, Terren	5	20	.250
8	Carriere, Anaisha	1	5	.200

Field Goal Attempts

##	Player	G	Att	Att/G
2	Jordan, Jerkaila	11	156	14.2
4	Russell, Eniya	11	123	11.2
21	Powe, Debreasha	11	79	7.2
15	Okot, Madina	11	78	7.1
24	Montague, Quanirah	11	58	5.3

Field Goals Made

##	Player	G	Made	Made/G
2	Jordan, Jerkaila	11	67	6.1
4	Russell, Eniya	11	63	5.7
15	Okot, Madina	11	54	4.9
21	Powe, Debreasha	11	38	3.5
24	Montague, Quanirah	11	27	2.5

3-Point FG Percentage

##	Player	3FG	Att	Pct
21	Powe, Debreasha	26	55	.473
5	Prater, Chandler	7	17	.412
1	McPhaul, Destiney	6	15	.400
6	Edwards, Shakirah	2	6	.333
4	Russell, Eniya	13	43	.302
3	Ward, Terren	3	11	.273
0	DeShields, Denim	6	24	.250
2	Jordan, Jerkaila	11	50	.220

3-Point FG Attempts

##	Player	G	Att	Att/G
21	Powe, Debreasha	11	55	5.0
2	Jordan, Jerkaila	11	50	4.5
4	Russell, Eniya	11	43	3.9
0	DeShields, Denim	11	24	2.2
5	Prater, Chandler	11	17	1.5

3-Point FG Made

##	Player	G	Made	Made/G
21	Powe, Debreasha	11	26	2.4
4	Russell, Eniya	11	13	1.2
2	Jordan, Jerkaila	11	11	1.0
5	Prater, Chandler	11	7	0.6
1	McPhaul, Destiney	9	6	0.7



2024-25 Mississippi St. Women's Basketball
Category Leaders
All games

Page 2/3
as of Dec 15, 2024

Free Throw Percentage

##	Player	Made	Att	Pct
6	Edwards, Shakirah	2	2	1.000
3	Ward, Terren	14	16	.875
14	Thomas, Kayla	7	8	.875
0	DeShields, Denim	19	22	.864
1	McPhaul, Destiney	15	19	.789
2	Jordan, Jerkaila	20	28	.714
21	Powe, Debreasha	6	9	.667
5	Prater, Chandler	6	9	.667
15	Okot, Madina	18	28	.643
4	Russell, Eniya	19	31	.613
24	Montague, Qunirah	7	12	.583

Free Throw Attempts

##	Player	G	Att	Att/G
4	Russell, Eniya	11	31	2.8
2	Jordan, Jerkaila	11	28	2.5
15	Okot, Madina	11	28	2.5
0	DeShields, Denim	11	22	2.0
1	McPhaul, Destiney	9	19	2.1

Free Throws Made

##	Player	G	Made	Made/G
2	Jordan, Jerkaila	11	20	1.8
4	Russell, Eniya	11	19	1.7
0	DeShields, Denim	11	19	1.7
15	Okot, Madina	11	18	1.6
1	McPhaul, Destiney	9	15	1.7

Rebounds

##	Player	G	Reb	Reb/G
15	Okot, Madina	11	100	9.1
2	Jordan, Jerkaila	11	83	7.5
4	Russell, Eniya	11	58	5.3
24	Montague, Qunirah	11	52	4.7
5	Prater, Chandler	11	46	4.2

Assists

##	Player	G	Ast	Ast/G
4	Russell, Eniya	11	48	4.4
0	DeShields, Denim	11	42	3.8
2	Jordan, Jerkaila	11	29	2.6
1	McPhaul, Destiney	9	18	2.0
21	Powe, Debreasha	11	16	1.5

Rebounds Average

##	Player	G	Reb	Reb/G
15	Okot, Madina	11	100	9.1
2	Jordan, Jerkaila	11	83	7.5
4	Russell, Eniya	11	58	5.3
24	Montague, Qunirah	11	52	4.7
5	Prater, Chandler	11	46	4.2

Steals

##	Player	G	Stl	Stl/G
2	Jordan, Jerkaila	11	15	1.4
21	Powe, Debreasha	11	14	1.3
0	DeShields, Denim	11	14	1.3
15	Okot, Madina	11	12	1.1
1	McPhaul, Destiney	9	9	1.0

Offensive Rebounds

##	Player	G	OReb	OReb/G
15	Okot, Madina	11	42	3.8
24	Montague, Qunirah	11	23	2.1
2	Jordan, Jerkaila	11	18	1.6
14	Thomas, Kayla	11	13	1.2
21	Powe, Debreasha	11	11	1.0

Blocked Shots

##	Player	G	Blk	Blk/G
15	Okot, Madina	11	12	1.1
2	Jordan, Jerkaila	11	10	0.9
21	Powe, Debreasha	11	10	0.9
14	Thomas, Kayla	11	5	0.5
4	Russell, Eniya	11	3	0.3

Defensive Rebounds

##	Player	G	DReb	DReb/G
2	Jordan, Jerkaila	11	65	5.9
15	Okot, Madina	11	58	5.3
4	Russell, Eniya	11	51	4.6
5	Prater, Chandler	11	37	3.4
21	Powe, Debreasha	11	32	2.9

Minutes

##	Player	G	Min	Min/G
21	Powe, Debreasha	11	343	31:13
2	Jordan, Jerkaila	11	320	29:08
4	Russell, Eniya	11	302	27:28
0	DeShields, Denim	11	292	26:33
15	Okot, Madina	11	238	21:41



2024-25 Mississippi St. Women's Basketball
Category Leaders
All games

Fouls

##	Player	G	PF	PF/G
15	Okot, Madina	11	24	2.2
4	Russell, Eniya	11	23	2.1
2	Jordan, Jerkaila	11	20	1.8
5	Prater, Chandler	11	20	1.8
1	McPhaul, Destiney	9	18	2.0

Turnovers

##	Player	G	TO	TO/G
4	Russell, Eniya	11	35	3.2
15	Okot, Madina	11	31	2.8
0	DeShields, Denim	11	29	2.6
5	Prater, Chandler	11	20	1.8
1	McPhaul, Destiney	9	17	1.9

Foul Outs

##	Player	G	FO
5	Prater, Chandler	11	1

2024-25 NCAA TEAM RANKING SUMMARIES (AS OF DEC. 16)

Statistic	National Rank	Conference Rank	Value	National Leader	Value	Conference Leader	Value
Assist/Turnover Ratio (353 ranked)	76	11	1.03	Kansas St.	1.98	Kentucky	1.54
Assists Per Game (352 ranked)	47	8	16.7	Oklahoma	23.7	Oklahoma	23.7
Bench Points Per Game (353 ranked)	104	10	22.6	South Carolina	39.7	South Carolina	39.7
Blocks Per Game (353 ranked)	28	8	4.9	Kentucky	8.7	Kentucky	8.7
Field Goal Percentage (353 ranked)	23	5	47.9	Oklahoma St.	51.2	Florida	50.1
Field Goal Percentage Defense (353 ranked)	2	1	30.4	A&M-Corpus Christi	29.8	Mississippi St.	30.4
Fouls Per Game (353 ranked)	42	3	14.5	NC State	12.2	Arkansas	12.8
Free Throw Attempts Per Game (353 ranked)	167	14	16.73	Michigan St.	28.10	Texas	26.09
Free Throw Percentage (353 ranked)	110	6	72.3	Kent St.	84.7	Kentucky	79.9
Free Throws Made Per Game (353 ranked)	133	12	12.09	Jacksonville	19.80	Texas	19.55
Rebound Margin (353 ranked)	6	3	14.9	LSU	18.9	LSU	18.9
Rebounds (Defensive) Per Game (353 ranked)	6	3	31.8	Oklahoma	36.2	Oklahoma	36.2
Rebounds (Offensive) Per Game (353 ranked)	71	10	13.9	Tennessee	21.8	Tennessee	21.8
Rebounds Per Game (349 ranked)	5	3	45.73	LSU	51.75	LSU	51.75
Scoring Defense (353 ranked)	7	2	50.6	Ole Miss	47.5	Ole Miss	47.5
Scoring Margin (349 ranked)	20	8	27.6	Kansas St.	37.2	LSU	36.0
Scoring Offense (353 ranked)	41	10	78.3	Tennessee	98.4	Tennessee	98.4
Steals Per Game (353 ranked)	219	13	7.9	Tennessee	17.3	Tennessee	17.3
Three Point Attempts Per Game (353 ranked)	132	7	21.0	Tennessee	40.1	Tennessee	40.1
Three Point Percentage (353 ranked)	136	10	32.0	Stanford	42.8	Missouri	40.3
Three Point Percentage Defense (353 ranked)	9	1	22.8	Bradley	19.6	Mississippi St.	22.8
Three Pointers Per Game (353 ranked)	131	8	6.7	Tennessee	13.0	Tennessee	13.0
Turnover Margin (353 ranked)	139	10	1.36	Tennessee	15.63	Tennessee	15.63
Turnovers Forced Per Game (353 ranked)	170	9	17.55	Tennessee	30.25	Tennessee	30.25
Turnovers Per Game (353 ranked)	142	12	16.2	Colorado St.	8.8	South Carolina	12.1
Winning Percentage (349 ranked)	13	3	90.9	9 teams tied	100.0	LSU Tennessee	100.0 100.0

2024-25 NCAA INDIVIDUAL RANKING SUMMARIES (AS OF DEC. 16)

Statistic	Player	National Rank	Conference Rank	Value	National Leader	Value	Conference Leader	Value
Assist/Turnover Ratio (250 ranked)	Denim DeShields Eniya Russell	169 192	14 17	1.45 1.37	Maddy McDaniel, South Carolina	6.75	Maddy McDaniel, South Carolina	6.75
Assists (148 ranked)	Eniya Russell Denim DeShields	56 105	6 11	48 42	Emily Ryan, Iowa St.	87	Georgia Amoores, Kentucky Rori Harmon, Texas	72 72
Assists Per Game (248 ranked)	Eniya Russell Denim DeShields	93 143	9 14	4.4 3.8	Katie Dinnebie, Drake	7.3	Georgia Amoores, Kentucky	7.2
Blocks (148 ranked)	Madina Okot	119	16	12	Sedona Prince, TCU	42	Teonni Key, Kentucky	29
Blocks Per Game (247 ranked)	Madina Okot Jerkaila Jordan Debreasha Powe	179 247 247	19 23 23	1.09 0.91 0.91	Sedona Prince, TCU	3.82	Teonni Key, Kentucky	2.90
Double Doubles (33 ranked)	Madina Okot	33	7	4	Aneesah Morrow, LSU	10	Aneesah Morrow, LSU	10
Field Goal Attempts (145 ranked)	Jerkaila Jordan	38	5	156	Ta'Niya Latson, Florida St.	225	Izzy Higginbottom, Arkansas	194
Field Goal Percentage (250 ranked)	Eniya Russell Jerkaila Jordan	89 222	9 19	51.2 42.9	Raegan Beers, Oklahoma	72.5	Raegan Beers, Oklahoma	72.5
Field Goals (146 ranked)	Jerkaila Jordan Eniya Russell	66 91	13 16	67 63	Ta'Niya Latson, Florida St.	112	Khamil Pierre, Vanderbilt	99
Free Throw Attempts (137 ranked)					S'Mya Nichols, Kansas	123	Izzy Higginbottom, Arkansas	100
Free Throw Percentage (249 ranked)					Peyton Kennedy, Saint Louis	100.0	Georgia Amoores, Kentucky	91.2
Free Throws (149 ranked)					S'Mya Nichols, Kansas	98	Izzy Higginbottom, Arkansas	90
Minutes Per Game (150 ranked)					Amaris Baker, Drexel	38.37	Georgia Amoores, Kentucky	35.74
Points (199 ranked)	Jerkaila Jordan Eniya Russell	109 147	15 19	165 158	Ta'Niya Latson, Florida St.	318	Izzy Higginbottom, Arkansas	285
Points Per Game (246 ranked)	Jerkaila Jordan Eniya Russell	173 215	17 20	15.0 14.4	Ta'Niya Latson, Florida St.	28.9	Izzy Higginbottom, Arkansas	23.8
Rebounds (145 ranked)	Madina Okot Jerkaila Jordan	30 107	4 15	100 83	Aneesah Morrow, LSU	164	Aneesah Morrow, LSU	164
Rebounds (Defensive) Per Game (30 ranked)					Tiffany Tullis, Houston Christian	9.6	Amelia Hassett, Kentucky	8.9
Rebounds (Offensive) Per Game (30 ranked)					Lara Rohkohl, Col. of Charleston	6.0	Aneesah Morrow, LSU	4.9
Rebounds Per Game (249 ranked)	Madina Okot Jerkaila Jordan	59 156	8 13	9.1 7.5	Aneesah Morrow, LSU	13.7	Aneesah Morrow, LSU	13.7
Steals (147 ranked)					Hannah Hidalgo, Notre Dame	46	Khamil Pierre, Vanderbilt	40
Steals Per Game (249 ranked)					Megan McConnell, Duquesne	4.40	Khamil Pierre, Vanderbilt	4.00
Three Point Attempts (147 ranked)					Moriah Murray, Penn St.	103	Abbey Schrecke, Missouri	89
Three Point Percentage (195 ranked)	Debreasha Powe	19	3	47.3	Staillee Heard, Oklahoma St.	56.8	Samara Spencer, Tennessee	51.2
Three Pointers (130 ranked)	Debreasha Powe	48	5	26	Moriah Murray, Penn St.	44	Abbey Schrecke, Missouri	37
Three Pointers Per Game (237 ranked)	Debreasha Powe	80	8	2.36	Ivane Tensaie, UTEP	4.25	Aaliyah Nye, Alabama	3.27
Triple Doubles (1 ranked)					11 players tied	1	Payton Verhulst, Oklahoma	1

2024-25 POINTS - REBOUNDS - ASSISTS STATISTICS

Opponent	Date	Score		0	1	2	3	4	5	6	8	14	15	21
				DESHIELDS,	MCPHAUL,DE	JORDAN,JER	WARD,TERRE	RUSSELL,EN	PRATER,CHA	EDWARDS,SH	CARRIERE,A	THOMAS,KAY	OKOT,MADIN	POWE,DEBRE
Memphis	11/07/2024	100-56	W	9-1-2	11-4-3	2-6-3	0-1-0	26-3-1	9-9-1	4-0-0	2-2-0	2-1-1	14-17-0	16-7-4
Alcorn	11/10/2024	73-45	W	5-1-2	15-2-2	20-7-4	DNP	8-10-2	5-7-0	0-0-0	DNP	5-2-0	1-6-0	9-3-2
Alabama St.	11/13/2024	83-29	W	0-2-4	7-3-0	5-8-2	14-8-1	16-1-8	3-1-2	0-0-1	0-0-0	1-0-0	17-12-1	14-6-2
Chattanooga	11/17/2024	69-44	W	10-3-3	4-1-1	12-8-2	0-1-0	19-7-4	0-3-2	DNP	0-0-0	4-2-1	12-6-0	8-2-0
Mercer	11/20/2024	81-44	W	3-1-5	8-4-2	15-11-5	4-3-0	8-6-6	3-3-3	0-1-2	0-0-0	4-0-0	15-8-2	13-5-1
vs Jacksonville	11/24/2024	80-35	W	2-2-4	6-4-4	12-10-2	9-7-0	12-3-3	1-3-1	0-0-0	0-0-0	4-4-0	11-7-0	6-5-2
vs Utah	11/28/2024	66-62	W	6-2-6	0-2-3	9-2-3	0-0-0	13-4-4	4-6-0	DNP	DNP	2-1-0	15-8-0	13-4-0
vs South Fla.	11/29/2024	59-52	W	4-1-5	3-0-1	20-6-2	0-0-0	10-7-3	0-2-0	DNP	DNP	3-3-0	6-5-0	7-2-0
at Georgia Tech	12/04/2024	75-78	L	5-3-3	DNP	25-5-2	DNP	18-9-9	10-6-3	DNP	DNP	2-0-0	6-5-0	9-6-0
at Chicago St.	12/08/2024	102-42	W	4-1-7	DNP	21-5-3	DNP	17-5-5	14-5-4	8-2-0	DNP	4-3-0	18-11-0	8-1-4
vs Belmont	12/14/2024	73-70	W	7-4-1	13-2-2	24-15-1	0-0-0	11-3-3	0-1-0	DNP	DNP	0-0-0	11-15-0	5-2-1

Opponent	Date	Score		24
Memphis	11/07/2024	100-56	W	5-8-0
Alcorn	11/10/2024	73-45	W	5-2-0
Alabama St.	11/13/2024	83-29	W	6-5-1
Chattanooga	11/17/2024	69-44	W	0-1-0
Mercer	11/20/2024	81-44	W	8-3-0
vs Jacksonville	11/24/2024	80-35	W	17-7-1
vs Utah	11/28/2024	66-62	W	4-5-2
vs South Fla.	11/29/2024	59-52	W	6-8-0
at Georgia Tech	12/04/2024	75-78	L	0-0-0
at Chicago St.	12/08/2024	102-42	W	8-11-2
vs Belmont	12/14/2024	73-70	W	2-2-0

2024-25 EXTENDED TEAM BOX SCORE STATISTICS

No.	Player				Total		3-Point		F-Throw		Rebounds																	
		GP-GS	MIN	AVG	FG-FGA	FG%	3FG-3FGA	3FG%	FT-FTA	FT%	OFF	DEF	TOT	AVG	PF	DQ	A	A/G	TO	TO/G	A/TO	BLK	BLK/G	STL	STL/G	PTS	AVG	
2	JORDAN, Jerkaila	11-11	320:30	29.1	67-156	.429	11-50	.220	20-28	.714	18	65	83	7.5	20	0	29	2.64	13	1.18	2.23	10	0.91	15	1.36	165	15.0	
4	RUSSELL, Eniya	11-11	302:06	27.5	63-123	.512	13-43	.302	19-31	.613	7	51	58	5.3	23	0	48	4.36	35	3.18	1.37	3	0.27	7	0.64	158	14.4	
15	OKOT, Madina	11-11	238:29	21.7	54-78	.692	0-0	.000	18-28	.643	42	58	100	9.1	24	0	3	0.27	31	2.82	0.10	12	1.09	12	1.09	126	11.5	
21	POWE, Debreasha	11-11	343:22	31.2	38-79	.481	26-55	.473	6-9	.667	11	32	43	3.9	14	0	16	1.45	11	1.00	1.45	10	0.91	14	1.27	108	9.8	
1	MCPHAUL, Destiney	9-0	185:48	20.6	23-42	.548	6-15	.400	15-19	.789	0	22	22	2.4	18	0	18	2.00	17	1.89	1.06	0	0.00	9	1.00	67	7.4	
24	MONTAGUE, Qunairah	11-0	139:11	12.7	27-58	.466	0-7	.000	7-12	.583	23	29	52	4.7	9	0	6	0.55	10	0.91	0.60	3	0.27	7	0.64	61	5.5	
0	DESHIELDS, Denim	11-11	292:03	26.5	15-52	.288	6-24	.250	19-22	.864	7	14	21	1.9	18	0	42	3.82	29	2.64	1.45	2	0.18	14	1.27	55	5.0	
5	PRATER, Chandler	11-0	186:40	17.0	18-42	.429	7-17	.412	6-9	.667	9	37	46	4.2	20	1	16	1.45	20	1.82	0.80	3	0.27	7	0.64	49	4.5	
3	WARD, Terren	8-0	56:41	7.1	5-20	.250	3-11	.273	14-16	.875	4	16	20	2.5	4	0	1	0.13	4	0.50	0.25	3	0.38	1	0.13	27	3.4	
14	THOMAS, Kayla	11-0	89:11	8.1	12-18	.667	0-0	.000	7-8	.875	13	3	16	1.5	6	0	2	0.18	2	0.18	1.00	5	0.45	0	0.00	31	2.8	
6	EDWARDS, Shakirah	6-0	36:37	6.1	4-10	.400	2-6	.333	2-2	1.000	1	2	3	0.5	3	0	3	0.50	5	0.83	0.60	3	0.50	1	0.17	12	2.0	
8	CARRIERE, Anaisha	5-0	09:19	1.9	1-5	.200	0-3	.000	0-0	.000	2	0	2	0.4	1	0	0	0.00	1	0.20	0.00	0	0.00	0	0.00	2	0.4	
Total		11	2200		327-683	.479	74-231	.320	133-184	.723	153	350	503	45.7	160	1	184	16.73	178	16.18	1.03	54	4.91	87	7.91	861	78.3	
Opponents		11	2200		197-647	.304	62-272	.228	101-143	.706	113	226	339	30.8	199	5	104	9.45	193	17.55	0.54	20	1.82	73	6.64	557	50.6	

2024-25 GAME-BY-GAME TEAM STATISTICS

	W/L	REC	1ST	2ND	3RD	4TH	OT	PTS	MAR	FG-FGA	FG%	3FG-3FGA	3FG%	FT-FTA	FT%	O-D-REB	MAR	PF	AST	TO	STL	BLK	ATT
MISSISSIPPI STATE	W, 100-56	1-0	23	13	34	30		100	+44	37-73	50.7	8-24	33.3	18-25	72.0	23-38-61	+28	19	15	13	7	9	4,971
Memphis 11/7			13	12	19	12		56		19-70	27.1	8-29	27.6	10-17	58.8	17-16-33		23	8	14	4	4	
MISSISSIPPI STATE	W, 73-45	2-0	26	18	22	7		73	+28	26-56	46.4	7-19	36.8	14-19	73.7	11-31-42	+13	15	12	20	11	6	4,504
Alcorn State 11/10			18	5	9	13		45		15-53	28.3	6-19	31.6	9-14	64.3	9-20-29		22	11	21	7	1	
MISSISSIPPI STATE	W, 83-29	3-0	25	18	17	23		83	+54	30-64	46.9	11-28	39.3	12-17	70.6	18-30-48	+19	10	22	17	15	1	6,585
Alabama State 11/13			7	9	1	12		29		11-49	22.4	4-22	18.2	3-5	60.0	9-20-29		16	5	26	7	1	
MISSISSIPPI STATE	W, 69-44	4-0	16	13	22	18		69	+25	23-55	41.8	3-17	17.6	20-21	95.2	12-28-40	+3	14	13	12	7	5	4,037
Chattanooga 11/17			8	16	7	13		44		16-59	27.1	7-29	24.1	5-9	55.6	17-20-37		17	7	19	4	2	
MISSISSIPPI STATE	W, 81-44	5-0	21	17	32	11		81	+37	33-63	52.4	10-22	45.5	5-10	50.0	11-37-48	+21	12	26	16	9	6	4,003
Mercer 11/20			10	8	7	19		44		15-54	27.8	1-17	5.9	13-15	86.7	4-23-27		14	9	16	7	2	
MISSISSIPPI STATE	W, 80-35	6-0	17	15	27	21		80	+45	30-66	45.5	3-23	13.0	17-22	77.3	20-37-57	+30	16	17	14	8	7	1,310
vs. Jacksonville 11/24			9	10	7	9		35		10-53	18.9	1-18	5.6	14-22	63.6	8-19-27		22	7	18	2	0	
MISSISSIPPI STATE	W, 66-62	7-0	26	17	11	12		66	+4	24-52	46.2	7-19	36.8	11-16	68.8	10-28-38	+9	22	18	22	9	3	802
vs. Utah 11/28			11	11	15	25		62		20-55	36.4	8-32	25.0	14-18	77.8	9-20-29		18	12	20	8	1	
MISSISSIPPI STATE	W, 59-52	8-0	13	16	14	16		59	+7	22-57	38.6	2-13	15.4	13-18	72.2	8-27-35	-6	15	11	11	6	4	1,034
vs. South Florida 11/29			16	15	8	13		52		22-60	36.7	4-16	25.0	4-8	50.0	11-30-41		18	16	18	5	4	
MISSISSIPPI STATE	L, 75-78	8-1	18	21	18	18		75	-3	32-59	54.2	7-17	41.2	4-6	66.7	3-35-38	+3	11	17	17	4	3	1,514
at Georgia Tech 12/4			16	18	23	21		78		30-79	38.0	12-38	31.6	6-6	100.0	12-23-35		11	14	6	12	2	
MISSISSIPPI STATE	W, 102-42	9-1	31	32	22	17		102	+60	41-75	54.7	13-30	43.3	7-9	77.8	20-29-49	+23	9	25	17	10	9	235
at Chicago State 12/8			9	8	16	9		42		17-59	28.8	2-23	8.7	6-8	75.0	12-14-26		15	3	23	9	2	
MISSISSIPPI STATE	W, 73-70	10-1	9	15	17	32		73	+3	29-63	46.0	3-19	15.8	12-21	57.1	17-30-47	+21	17	8	19	1	1	3,846
vs. Belmont 12/14			19	10	20	21		70		22-56	39.3	9-29	31.0	17-21	81.0	5-21-26		23	12	12	8	1	

2024-25 GAME-BY-GAME STATISTIC LEADERS

	RESULT	POINTS	REBOUNDS	ASSISTS	STEALS	BLOCKS	MINUTES
Memphis 11/7	100-56 (+44)	26 - Russell	17 - Okot	4 - Powe	3 - McPhaul	3 - Okot, Powe	31 - Powe
Alcorn State 11/10	73-45 (+28)	20 - Jordan	10 - Russell	4 - Jordan	2 - Jordan, Okot, Powe, Prater	2 - Okot, Thomas	35 - Powe
Alabama State 11/13	83-29 (+54)	17 - Okot	12 - Okot	8 - Russell	5 - Okot	1 - Ward	26 - Russell
Chattanooga 11/17	69-44 (+25)	19 - Russell	8 - Jordan	4 - Russell	2 - Jordan, Powe	1 - DeShields, Jordan, Montague, Powe, Ward	33 - Jordan
Mercer 11/20	81-44 (+37)	15 - Jordan, Okot	11 - Jordan	6 - Russell	3 - DeShields, Russell	2 - Okot	25 - Powe
vs. Jacksonville 11/24	80-35 (+45)	17 - Montague	10 - Jordan	4 - DeShields, McPhaul	3 - Jordan	2 - Powe	27 - DeShields, McPhaul, Powe
vs. Utah 11/28	66-62 (+4)	15 - Okot	8 - Okot	6 - DeShields	3 - Powe	2 - Okot	39 - Jordan
vs. South Florida 11/29	59-52 (+7)	20 - Jordan	8 - Montague	5 - DeShields	2 - Montague, Prater	2 - Powe	34 - Jordan
at Georgia Tech 12/4	75-78 (-3)	25 - Jordan	9 - Russell	9 - Russell	2 - Jordan	1 - DeShields, Jordan, Okot	40 - Powe
at Chicago State 12/8	102-42 (+60)	21 - Jordan	11 - Montague, Okot	7 - DeShields	3 - Jordan	5 - Jordan	30 - Jordan
vs. Belmont 12/14	73-70 (+3)	24 - Jordan	15 - Jordan	3 - Russell	1 - Jordan	1 - Jordan	35 - Powe

2024-25 GAMES LED IN

POINTS	REBOUNDS	ASSISTS	STEALS	BLOCKS	MINUTES
Jordan6 (5-1)	Jordan4 (4-0)	Russell5 (4-1)	Jordan6 (5-1)	Okot.....5 (4-1)	Powe.....6 (5-1)
Okot.....3 (3-0)	Okot.....4 (4-0)	DeShields.....4 (4-0)	Powe.....3 (3-0)	Jordan4 (3-1)	Jordan4 (4-0)
Russell2 (2-0)	Montague.....2 (2-0)	Jordan1 (1-0)	Okot.....2 (2-0)	Powe.....4 (4-0)	DeShields.....1 (1-0)
Montague.....1 (1-0)	Russell2 (1-1)	McPhaul1 (1-0)	Prater2 (2-0)	DeShields.....2 (1-1)	McPhaul1 (1-0)
		Powe.....1 (1-0)	DeShields.....1 (1-0)	Ward.....2 (2-0)	Russell1 (1-0)
			McPhaul1 (1-0)	Montague.....1 (1-0)	
			Montague.....1 (1-0)	Thomas.....1 (1-0)	
			Russell1 (1-0)		

2024-25 PLUS/MINUS RATIO BREAKDOWN

	RESULT	DESHIELDS	MCPHAUL	JORDAN	WARD	RUSSELL	PRATER	EDWARDS	CARRIERE	OKOT	THOMAS	MONTAGUE	POWE
Memphis 11/7	100-56 (+44)	+29	+20	+12	+4	+30	+21	+11	+4	+18	+12	+23	+36
Alcorn State 11/10	73-45 (+28)	+21	+18	+20	-	+15	+13	+2	-	0	+21	+11	+19
Alabama State 11/13	83-29 (+54)	+50	+9	+37	+10	+54	+5	+1	-3	+44	+9	+1	+53
Chattanooga 11/17	69-44 (+25)	+21	+4	+27	-5	+22	0	-	0	+19	+4	+2	+31
Mercer 11/20	81-44 (+37)	+38	+6	+40	-7	+29	+11	-4	-6	+36	-10	+13	+39
vs. Jacksonville 11/24	80-35 (+45)	+30	+29	+34	+9	+27	+1	+11	+2	+20	+9	+23	+30
vs. Utah 11/28	66-62 (+4)	+3	+3	0	-1	+2	+6	-	-	+1	+3	0	+3
vs. South Florida 11/29	59-52 (+7)	+1	+9	+2	-2	+8	+1	-	-	-3	0	+10	+9
at Georgia Tech 12/4	75-78 (-3)	-6	-	-2	-	+9	-6	-	-	0	-5	-2	-3
at Chicago State 12/8	102-42 (+60)	+39	-	+55	-	+54	+30	+10	-	+31	+20	+23	+38
vs. Belmont 12/14	73-70 (+3)	0	+5	+12	-6	+11	-18	-	-	+7	-1	-5	+10
TOTALS		+226	+103	+237	+2	+261	+64	+31	-3	+173	+62	+99	+265
GAMES LED IN		1 (1-0)		4 (4-0)		2 (1-1)	1 (1-0)				1 (1-0)	1 (1-0)	2 (2-0)

2024-25 LEAD BREAKDOWN

	FIRST HALF			SECOND HALF/OT			FINAL			LARGEST		TIMES TIED	LEAD CHANGES	LED	TIME		BEST RUN
	MSU	OPP	MAR	MSU	OPP	MAR	MSU	OPP	MAR	LEAD	DEFICIT				TRAILED	TIED	
Memphis 11/7	36	25	+11	64	31	+33	100	56	+44	44 (4th, 0:08)	-	-	-	38:43	-	1:17	10 (4th, 5:56)
Alcorn State 11/10	44	23	+21	29	22	+7	73	45	+28	35 (4th, 8:21)	3 (1st, 8:54)	1	3	34:53	3:28	1:39	16 (2nd, 2:32)
Alabama State 11/13	43	16	+27	40	13	+27	83	29	+54	57 (4th, 4:43)	-	-	-	39:23	0:37	-	19 (4th, 6:46)
Chattanooga 11/17	29	24	+5	40	20	+20	69	44	+25	27 (4th, 2:37)	3 (1st, 8:41)	3	3	35:18	2:16	2:26	19 (2nd, 5:55)
Mercer 11/20	38	18	+20	43	26	+17	81	44	+37	45 (3rd, 0:10)	-	-	-	39:05	-	0:55	12 (3rd, 6:16)
vs. Jacksonville 11/24	32	19	+13	48	16	+32	80	35	+45	45 (4th, 0:25)	-	-	-	38:18	-	1:42	9 (3rd, 7:30)
vs. Utah 11/28	43	22	+21	23	40	-17	66	62	+4	24 (3rd, 7:09)	5 (1st, 9:04)	-	3	36:02	3:29	0:29	15 (4th, 1:23)
vs. South Florida 11/29	29	31	-2	30	21	+9	59	52	+7	7 (4th, 3:27)	6 (2nd, 9:11)	9	4	15:00	18:47	6:13	8 (3rd, 2:54)
at Georgia Tech 12/4	39	34	+5	36	44	-8	75	78	-3	7 (1st, 6:48)	5 (3rd, 4:33)	5	17	24:38	10:55	4:27	7 (1st, 6:48)
at Chicago State 12/8	63	17	+46	39	25	+14	102	42	+60	62 (4th, 3:39)	-	-	-	39:46	-	0:14	18 (2nd, 0:00)
vs. Belmont 12/14	24	29	-5	49	41	+8	73	70	+3	7 (4th, 2:38)	11 (3rd, 2:12)	6	4	9:09	28:28	2:23	10 (4th, 7:39)

2024-25 STARTING LINEUP BREAKDOWNS

STARTING LINEUPS BY GAME

Memphis 11/7	DeShields	Jordan	Russell	Powe	Okot
Alcorn State 11/10	DeShields	Jordan	Russell	Powe	Okot
Alabama State 11/13	DeShields	Jordan	Russell	Powe	Okot
Chattanooga 11/17	DeShields	Jordan	Russell	Powe	Okot
Mercer 11/20	DeShields	Jordan	Russell	Powe	Okot
vs. Jacksonville 11/24	DeShields	Jordan	Russell	Powe	Okot
vs. Utah 11/28	DeShields	Jordan	Russell	Powe	Okot
vs. South Florida 11/29	DeShields	Jordan	Russell	Powe	Okot
at Georgia Tech 12/4	DeShields	Jordan	Russell	Powe	Okot
at Chicago State 12/8	DeShields	Jordan	Russell	Powe	Okot
vs. Belmont 12/14	DeShields	Jordan	Russell	Powe	Okot

STARTING LINEUPS WIN/LOSS

10-1	DeShields	Jordan	Russell	Powe	Okot
------	-----------	--------	---------	------	------

STARTERS/BENCH POINTS PRODUCTION

	MISSISSIPPI STATE		OPPONENT	
	STARTERS	BENCH	STARTERS	BENCH
Memphis 11/7	67	33	44	12
Alcorn State 11/10	43	30	24	21
Alabama State 11/13	52	31	5	24
Chattanooga 11/17	61	8	34	10
Mercer 11/20	54	27	38	6
vs. Jacksonville 11/24	43	37	23	12
vs. Utah 11/28	56	10	50	12
vs. South Florida 11/29	48	11	41	11
at Georgia Tech 12/4	63	12	48	30
at Chicago State 12/8	68	34	26	16
vs. Belmont 12/14	58	15	58	12
TOTALS	613	248	391	166
AVERAGES	55.7	22.6	35.6	15.1

2024-25 MISCELLANEOUS STATISTICS

JUMP BALLS WON

Mississippi State	10 (10-0)
Opponents	1 (0-1)
Overtime	

SCORING SUMMARY

ALL GAMES

	1ST	2ND	3RD	4TH	OT	TOTAL
Mississippi State	225 (+89)	195 (+73)	236 (+104)	205 (+38)		861 (+304)
Opponents	136	122	132	167		557

SEC GAMES

	1ST	2ND	3RD	4TH	OT	TOTAL
Mississippi State						
Opponents						

WIN/LOSS MARGIN

	1	2	3	4	5	6	7	8	9	10-14	15-19	20+
Wins	-	-	1	-	-	-	-	-	-	-	-	9
Losses	-	-	1	-	-	-	-	-	-	-	-	-

LEADS AND DEFICITS

Largest Lead After First Quarter	22 (31-9), at Chicago State, 12/8/24
Largest Halftime Lead	46 (63-17), at Chicago State, 12/8/24
Largest Halftime Lead Blown	5 (39-34), at Georgia Tech, 12/4/24
Largest Halftime Deficit	5, (24-29), vs. Belmont, 12/14/24
Largest Halftime Deficit Overcome	5, (24-29), vs. Belmont, 12/14/24
Largest 1st Half Lead	46 (63-17), at Chicago State, 12/8/24
Largest 1st Half Lead Blown	7 (7-0, 35-28, 39-32), at Georgia Tech, 12/4/24
Largest 1st Half Deficit	10, (9-19), vs. Belmont, 12/14/24
Largest 1st Half Deficit Overcome	10, (9-19), vs. Belmont, 12/14/24
Largest Lead After Third Quarter	52 (85-33), at Chicago State, 12/8/24
Largest 2nd Half Lead	62 (100-38, 98-36), at Chicago State, 12/8/24
Largest 2nd Half Lead Blown	3 (42-39, 62-59), at Georgia Tech, 12/4/24
Largest 2nd Half Deficit	11, (37-48), vs. Belmont, 12/14/24
Largest 2nd Half Deficit Overcome	11, (37-48), vs. Belmont, 12/14/24
Largest Overall Lead	62 (100-38, 98-36), at Chicago State, 12/8/24
Largest Overall Lead Blown	7 (7-0, 35-28, 39-32), at Georgia Tech, 12/4/24
Largest Overall Deficit	11, (37-48), vs. Belmont, 12/14/24
Largest Overall Deficit Overcome	11, (37-48), vs. Belmont, 12/14/24
Largest Margin of Victory	60 (102-42), at Chicago State, 12/8/24

HOME/ROAD/NEUTRAL SPLITS

Field Goal% / Opp. Field Goal% At Home	47.9 (149-311) / 26.7 (76-285)
Field Goal% / Opp. Field Goal% On The Road	54.5 (73-134) / 34.1 (47-138)
Field Goal% / Opp. Field Goal% At Neutral Site	44.1 (105-238) / 33.0 (74-224)
Three-Point Field Goal% / Opp. Three-Point Field Goal% At Home	35.5 (39-110) / 22.4 (26-116)
Three-Point Field Goal% / Opp. Three-Point Field Goal% On The Road	42.6 (20-47) / 23.0 (14-61)
Three-Point Field Goal% / Opp. Three-Point Field Goal% At Neutral Site	20.3 (15-74) / 23.2 (22-95)
Free Throw% / Opp Free Throw% At Home	75.0 (69-92) / 66.7 (40-60)
Free Throw% / Opp Free Throw% On The Road	73.3 (11-15) / 85.7 (12-14)
Free Throw% / Opp Free Throw% At Neutral Site	68.8 (53-77) / 71.0 (49-69)
Scoring Average / Opp. Scoring Average At Home	81.2 / 43.6 (+37.6)
Scoring Average / Opp. Scoring Average On The Road	88.5 / 60.0 (+28.5)
Scoring Average / Opp. Scoring Average At Neutral Site	69.5 / 54.8 (+14.8)

ATTENDANCE

	GAMES	RECORD	TOTAL	AVERAGE	HIGHEST
Home	5	5-0	24,100	4,820	6,585
Away	2	1-1	1,749	875	1,514
Neutral	4	4-0	6,992	1,748	3,846

MISSISSIPPI STATE QUARTER BREAKDOWN

Most 1st Quarter Points	31, at Chicago State, 12/8/24
Most 2nd Quarter Points	32, at Chicago State, 12/8/24
Most 3rd Quarter Points	34, vs. Memphis, 11/7/24
Most 4th Quarter Points	32, vs. Belmont, 12/14/24
Most Overtime Points	
Fewest 1st Quarter Points	9, vs. Belmont, 12/14/24
Fewest 2nd Quarter Points	13, vs. Chattanooga, 11/17/24, vs. Memphis, 11/7/24
Fewest 3rd Quarter Points	14, vs. South Florida, 11/29/24
Fewest 4th Quarter Points	7, vs. Alcorn State, 11/10/24
Fewest Overtime Points	

OPPONENTS QUARTER BREAKDOWN

Most 1st Quarter Points	19, vs. Belmont, 12/14/24
Most 2nd Quarter Points	18, at Georgia Tech, 12/4/24
Most 3rd Quarter Points	23, at Georgia Tech, 12/4/24
Most 4th Quarter Points	25, vs. Utah, 11/28/24
Most Overtime Points	
Fewest 1st Quarter Points	7, vs. Alabama State, 11/13/24
Fewest 2nd Quarter Points	5, vs. Alcorn State, 11/10/24
Fewest 3rd Quarter Points	1, vs. Alabama State, 11/13/24 (PROGRAM RECORD)
Fewest 4th Quarter Points	9, at Chicago State, 12/8/24, vs. Jacksonville, 11/24/24
Fewest Overtime Points	

HALF BREAKDOWN

Most Mississippi State Half Points	64 (34, 30, 2H), vs. Memphis, 11/7/24
Most Mississippi State 1st Half Points	63 (31, 32), at Chicago State, 12/8/24
Most Mississippi State 2nd Half Points	64 (34, 30), vs. Memphis, 11/7/24
Fewest Mississippi State Half Points	23 (11, 12), vs. Utah, 11/28/24
Fewest Mississippi State 1st Half Points	24, (9, 15), vs. Belmont, 12/14/24
Fewest Mississippi State 2nd Half Points	23 (11, 12), vs. Utah, 11/28/24
Most Opponent Half Points	44 (23, 21, 2H), at Georgia Tech, 12/4/24
Most Opponent 1st Half Points	34 (16, 18), at Georgia Tech, 12/4/24
Most Opponent 2nd Half Points	44 (23, 21), at Georgia Tech, 12/4/24
Fewest Opponent Half Points	13 (1, 12, 2H), vs. Alabama State, 11/13/24
Fewest Opponent 1st Half Points	16 (7, 9), vs. Alabama State, 11/13/24
Fewest Opponent 2nd Half Points	13 (1, 12, 2H), vs. Alabama State, 11/13/24

MISSISSIPPI STATE OFFENSIVE PRODUCTION (FIELD-GOAL PERCENTAGE)

10 FG%	
20 FG%	
30 FG% (1, 1-0)	38.6 vs. South Florida (Nov. 29)
40 FG% (6, 6-0)	41.8 vs. Chattanooga (Nov. 17), 45.5 vs. Jacksonville (Nov. 24), 46.0 vs. Belmont (Dec. 14), 46.2 vs. Utah (Nov. 28), 46.4 vs. Alcorn State (Nov. 10), 46.9 vs. Alabama State (Nov. 13)
50 FG% (4, 3-1)	50.7 vs. Memphis (Nov. 7), 52.4 vs. Mercer (Nov. 20), 54.2 at Georgia Tech (Dec. 4), 54.7 at Chicago State (Dec. 8)

(TOTAL GAMES, RECORD IN GAMES)

MISSISSIPPI STATE DEFENSIVE PRODUCTION (OPPONENT FIELD-GOAL PERCENTAGE)

10 FG% (1, 1-0)	18.9 vs. Jacksonville (Nov. 24)
20 FG% (6, 6-0)	22.4 vs. Alabama State (Nov. 13), 27.1 vs. Memphis (Nov. 7), 27.1 vs. Chattanooga (Nov. 17), 27.8 vs. Mercer (Nov. 20), 28.3 vs. Alcorn State (Nov. 10), 28.8 at Chicago State (Dec. 8)
30 FG% (4, 3-1)	36.4 vs. Utah (Nov. 28), 36.7 vs. South Florida (Nov. 29), 38.0 at Georgia Tech (Dec. 4), 39.3 vs. Belmont (Dec. 14)
40 FG%	
50 FG%	

(TOTAL GAMES, RECORD IN GAMES)

2024-25 SPECIALTY SCORING STATISTICS

	TURNOVERS				PAINT				SECOND CHANCE				FAST BREAKS				BENCH			
	MSU	OPP	MAR	1H/2H	MSU	OPP	MAR	1H/2H	MSU	OPP	MAR	1H/2H	MSU	OPP	MAR	1H/2H	MSU	OPP	MAR	1H/2H
Memphis 11/7	23	4	+19	7/16	46	16	+30	12/34	24	11	+13	8/16	15	11	+4	11/4	33	12	+21	9/24
Alcorn State 11/10	29	9	+20	19/10	30	10	+20	20/10	14	8	+6	8/6	11	1	+10	6/5	30	21	+9	17/13
Alabama State 11/13	36	11	+25	18/18	36	6	+30	14/22	25	9	+16	8/17	12	0	+12	6/6	31	24	+7	13/18
Chattanooga 11/17	19	6	+13	7/12	36	12	+24	12/24	13	21	-8	5/8	7	6	+1	2/5	8	10	-2	6/2
Mercer 11/20	17	12	+5	9/8	44	14	+30	20/24	7	2	+5	2/5	7	13	-6	2/5	27	6	+21	9/18
vs. Jacksonville 11/24	21	12	+9	5/16	50	18	+32	20/30	20	4	+16	10/10	11	1	+10	2/9	37	12	+25	12/25
vs. Utah 11/28	15	24	-9	3/12	28	24	+4	8/20	14	13	+1	2/12	5	5	-	0/5	10	12	-2	7/3
vs. South Florida 11/29	19	4	+15	11/8	38	26	+12	20/18	9	5	+4	7/2	10	5	+5	5/5	12	11	+1	2/10
at Georgia Tech 12/4	2	13	-11	0/2	42	34	+8	26/16	0	9	-9	0/0	11	4	+7	9/2	12	30	-18	6/6
at Chicago State 12/8	32	12	+20	19/13	50	22	+28	26/24	22	9	+13	10/12	16	8	+8	10/6	34	16	+18	19/15
vs. Belmont 12/14	12	16	-4	6/6	46	24	+22	12/34	18	3	+15	10/8	6	11	-5	0/6	15	12	+3	4/11
TOTALS	225	123	+102	104/121	446	206	+240	190/256	166	94	+72	70/96	111	65	+46	53/58	249	166	+83	104/145
AVERAGES	20.5	11.2	+9.3		40.6	18.7	+21.9		15.1	8.6	+6.5		10.1	5.9	+4.2		22.6	15.1	+7.5	
W/L/T IN EACH STAT	8 (8-0) / 3 (2-1) / 0				11 (10-1) / 0 / 0				9 (9-0) / 2 (1-1) / 0				8 (7-1) / 2 (2-0) / 1 (1-0)				8 (8-0) / 3 (2-1) / 0			

2024-25 PLAYER PRODUCTION CHARTS

0 | JR. | G | 5-5 | DENIM DESHIELDS

	22-23*	23-24*	24-25	CAREER
Double-Double	1	1		2
10+ Points	19	19	1	39
20+ Points	5	7		12
30+ Points	1	1		2
3+ 3FG Made	4	1		5
5+ Free Throws Made	6	7	1	14
5+ Rebounds	7	9		16
5+ Assists	13	17	4	34
10+ Rebounds				
10+ Assists	2	2		4
3+ Blocks				
3+ Steals	2	6	1	9

* AT UAB (2022-24)

1 | R-JR. | G | 5-9 | DESTINEY MCPHAUL

	24-25	CAREER
Double-Double		
10+ Points	3	3
20+ Points		
30+ Points		
3+ 3FG Made	1	1
5+ Free Throws Made	1	1
5+ Rebounds		
5+ Assists		
10+ Rebounds		
10+ Assists		
3+ Blocks		
3+ Steals	2	2

2 | GR. | G | 5-10 | JERKAILA JORDAN

	20-21*	21-22	22-23	23-24	24-25	CAREER
Double-Double	3	1	7		3	14
10+ Points	23	21	20	27	8	99
20+ Points	10	6	5	11	5	37
30+ Points				1		1
3+ 3FG Made	6	5	7	2	2	22
5+ Free Throws Made	6	1	3	8	1	19
5+ Rebounds	9	16	18	21	10	74
5+ Assists	1		1	3	1	6
10+ Rebounds		3	2	7	3	15
10+ Assists						
3+ Blocks		2	1	2	1	6
3+ Steals	9	10	14	13	2	48

* AT TULANE (2020-21)

3 | GR. | G/F | 5-11 | TERREN WARD

	20-21*	21-22*	22-23*	23-24*	24-25	CAREER
Double-Double	1	6	11	16		34
10+ Points	7	17	28	27	1	80
20+ Points	2	7	11	21		41
30+ Points		2	2	2		6
3+ 3FG Made		5	10	9	1	25
5+ Free Throws Made	4	6	10	9	2	31
5+ Rebounds	9	20	27	27	2	85
5+ Assists		2	4	2		8
10+ Rebounds	1	6	11	16		34
10+ Assists						
3+ Blocks		1	2	1		4
3+ Steals	3	6	10	6		25

* AT GEORGIA SOUTHERN (2020-24)

4 | GR. | G/F | 6-0 | ENIYA RUSSELL

	20-21*	21-22*	22-23!	23-24!	24-25	CAREER
Double-Double						
10+ Points	2		2	16	9	29
20+ Points				4	1	5
30+ Points						
3+ 3FG Made				2		2
5+ Free Throws Made	1			5		6
5+ Rebounds	1	1	10	6		18
5+ Assists			2	4		6
10+ Rebounds				1		1
10+ Assists						
3+ Blocks						
3+ Steals			1	1		2

! AT KENTUCKY (2022-24), * AT SOUTH CAROLINA (2020-22)

5 | GR. | G/F | 5-10 | CHANDLER PRATER

	20-21*	21-22*	22-23*	23-24!	24-25	CAREER
Double-Double			4	1		5
10+ Points	3	11	14	3	2	33
20+ Points			2			2
30+ Points						
3+ 3FG Made			1		1	2
5+ Free Throws Made		2	3			5
5+ Rebounds	1	13	19	3	5	41
5+ Assists		1	5	1		7
10+ Rebounds			6	1		7
10+ Assists						
3+ Blocks			2			2
3+ Steals	1	2	9	1		13

! AT OKLAHOMA STATE (2023-24), * AT KANSAS (2020-23)

6 | FR. | G | 5-10 | SHAKIRAH EDWARDS

	24-25	CAREER
Double-Double		
10+ Points		
20+ Points		
30+ Points		
3+ 3FG Made		
5+ Free Throws Made		
5+ Rebounds		
5+ Assists		
10+ Rebounds		
10+ Assists		
3+ Blocks		
3+ Steals		

8 | FR. | G/F | 6-2 | ANAISHA CARRIERE

	24-25	CAREER
Double-Double		
10+ Points		
20+ Points		
30+ Points		
3+ 3FG Made		
5+ Free Throws Made		
5+ Rebounds		
5+ Assists		
10+ Rebounds		
10+ Assists		
3+ Blocks		
3+ Steals		

2024-25 PLAYER PRODUCTION CHARTS

11 | FR. | F | 6-2 | TAHJ-MONET BLOOM

	24-25	CAREER
Double-Double		
10+ Points		
20+ Points		
30+ Points		
3+ 3FG Made.....		
5+ Free Throws Made		
5+ Rebounds.....		
5+ Assists.....		
10+ Rebounds		
10+ Assists.....		
3+ Blocks		
3+ Steals		

13 | R-FR. | C | 6-7 | ROCÍO JIMÉNEZ

	24-25	CAREER
Double-Double		
10+ Points		
20+ Points		
30+ Points		
3+ 3FG Made.....		
5+ Free Throws Made		
5+ Rebounds.....		
5+ Assists.....		
10+ Rebounds		
10+ Assists.....		
3+ Blocks		
3+ Steals		

14 | SR. | F/C | 6-2 | KAYLA THOMAS

	21-22*	22-23*	23-24!	24-25	CAREER
Double-Double			1		1
10+ Points		7			7
20+ Points					
30+ Points					
3+ 3FG Made.....					
5+ Free Throws Made		1			1
5+ Rebounds.....	1	11			12
5+ Assists.....					
10+ Rebounds	1				1
10+ Assists.....					
3+ Blocks					
3+ Steals					

! AT GEORGIA SOUTHERN (2023-24), * AT PENN STATE (2021-23)

15 | JR. | C | 6-6 | MADINA OKOT

	24-25	CAREER
Double-Double	4	4
10+ Points	8	8
20+ Points		
30+ Points		
3+ 3FG Made.....		
5+ Free Throws Made		
5+ Rebounds.....	11	11
5+ Assists.....		
10+ Rebounds	4	4
10+ Assists.....		
3+ Blocks	1	1
3+ Steals	1	1

21 | JR. | G/F | 6-1 | DEBREASHA POWE

	22-23	23-24	24-25	CAREER
Double-Double	2			2
10+ Points	10	13	4	27
20+ Points	1	2		3
30+ Points				
3+ 3FG Made.....	3	10	5	18
5+ Free Throws Made		1		1
5+ Rebounds.....	19	10	5	34
5+ Assists.....				
10+ Rebounds	2			2
10+ Assists.....				
3+ Blocks	1	1	1	3
3+ Steals	4	2	2	8

24 | SO. | F/C | 6-5 | QUANIRAH MONTAGUE

	23-24	24-25	CAREER
Double-Double	1		1
10+ Points	1	1	2
20+ Points			
30+ Points			
3+ 3FG Made.....			
5+ Free Throws Made			
5+ Rebounds.....	4	6	10
5+ Assists.....			
10+ Rebounds	1	1	2
10+ Assists.....			
3+ Blocks	2		2
3+ Steals			

THE LAST TIME

A MISSISSIPPI STATE TEAM

Won 30 Consecutive Games.....	32, 11/10/17-3/3/18
Won 10 Consecutive Home Games.....	32, 3/17/17-2/10/19
Won 10 Consecutive Road Games.....	14, 12/20/18-1/9/20
Lost Five Consecutive Games.....	5, 2/11/24-2/29/24
Defeated A No. 1 Team.....	vs. No. 1 UConn 66-64, 3/31/17
Defeated A Top-10 Team.....	vs. No. 9/9 LSU 77-73, 1/29/24
Defeated A Top-10 Team At Home.....	vs. No. 9/9 LSU 77-73, 1/29/24
Defeated A Top-25 Team.....	vs. No. 9/9 LSU 77-73, 1/29/24
Defeated A Top-25 Team On The Road.....	at No. 23 Tennessee 72-55, 2/6/20
Overcame A 10-Point Deficit To Win.....	11, vs. Belmont, 12/14/24
Overcame A 10-Point Halftime Deficit To Win.....	11, at Auburn, 2/21/20
Overcame A Five-Point Deficit In Fourth Quarter To Win.....	6, at Kentucky, 2/1/24
Won An Overtime Game.....	at Kentucky, 77-74 (OT), 2/1/24
Lost An Overtime Game.....	at Ole Miss, 71-75 (OT), 2/18/24
Won A Double Overtime Game.....	vs. Tennessee, 91-90 (2OT), 2/6/23
Lost A Double Overtime Game.....	at Kentucky, 90-92 (2OT), 2/12/15
Scored 100 Points.....	102, at Chicago State, 12/8/24
Scored 100 Points In Three-Straight Games.....	4, 11/15/18-11/24/18
Scored 100 Points At Home.....	100, vs. Memphis, 11/7/24
Scored 100 Points On The Road.....	102, at Chicago State, 12/8/24
Scored 100 Points At Neutral Site.....	102, vs. Tulsa, 11/26/23
Scored 90 Points.....	102, at Chicago State, 12/8/24
Scored 90 Points On The Road.....	102, at Chicago State, 12/8/24
Two Players Score 30 Points.....	McCowan (35) and Vivians (30), vs. Oregon, 12/13/17
Three Players Score 20 Points.....	Espinoza-Hunter (24), McCowan (24), Scott (20), vs. Arkansas, 3/10/19
Two Players Score 20 Points.....	Jordan (22) and Rogers (22), vs. Missouri, 3/3/24
Made 50 Field Goals.....	53, vs. Judson College, 2/24/86
Made 40 Field Goals.....	40, at Chicago State, 12/8/24
Attempted 80 Field Goals.....	87, vs. McNeese State, 12/1/21
Attempted 90 Field Goals.....	91 vs. Murray State, 11/15/19
Attempted 100 Field Goals.....	104, vs. Montevallo 11/19/79
Shot 60% from the field.....	62.9, vs. New Orleans 12/2/20
Shot 55% from the field.....	55.0, vs. Missouri, 3/3/24
Made 10 Three-Point Field Goals.....	13, at Chicago State, 12/8/24
Made 15 Three-Point Field Goals.....	18, vs. Troy, 12/14/20
Attempted 30 Three-Point Field Goals.....	30, at Chicago State, 12/8/24
Shot 55% From Three.....	55.0 (11-20), vs. Missouri, 3/3/24
Shot 60% From Three.....	62.5 (5-8), at Ole Miss, 3/1/20
Shot 65% From Three.....	68.8 (11-16), vs. Old Dominion 12/19/22
Made 25 Free Throws.....	25, vs. Grambling State, 12/4/22
Made 30 Free Throws.....	33, vs. Louisiana Tech, 12/11/14
Attempted 30 Free Throws.....	38, vs. Mississippi Valley State, 12/29/23
Attempted 45 Free Throws.....	46, vs. Louisiana Tech, 12/11/14
Shot 90% From Free Throw Line (Min. 10 Made).....	95 (20-21), vs. Chattanooga, 11/17/24
Had 65 Rebounds.....	69, vs. Southeastern Louisiana, 12/7/14
Had 70 Rebounds.....	70, vs. Alcorn State, 11/6/23
Had 75 Rebounds.....	78, vs. Judson College, 2/24/86
Had 25 Assists.....	25, at Chicago State, 12/8/24
Had 35 Assists.....	37, vs. Memphis, 1/3/80
Had 10 Blocked Shots.....	12, vs. Mississippi Valley State, 12/29/23
Had 15 Steals.....	15, vs. Alabama State, 11/13/24
Had 20 Steals.....	20, vs. Mississippi Valley State, 11/24/15
Had 30 Steals.....	30, vs. New Orleans, 11/17/13
Had Four Freshmen Start A Single Game.....	4, at Vanderbilt, 1/12/06

AN OPPONENT

Scored 35 Points Or Less.....	35, vs. Jacksonville, 11/24/24
Scored 30 Points Or Less.....	29, vs. Alabama State, 11/13/24
Shot 60% From The Field.....	61.0%, vs. Florida, 2/11/24
Shot 55% From The Field.....	55.8%, vs. Clemson, 11/24/23
Shot Below 20% From The Field.....	18.9%, vs. Jacksonville, 11/24/24
Made 10 Or Less Field Goals.....	10, vs. Jacksonville, 11/24/24

A MISSISSIPPI STATE PLAYER

Scored 30 Points.....	36, Jerkaila Jordan at Penn State, 3/28/24
Scored 40 Points.....	40, Rickea Jackson vs. McNeese State, 12/1/21
Scored 45 Points.....	47, Tan White vs. Vanderbilt (2OT), 2/3/05
Scored In Double Figures In 100-Straight Games.....	125, LaToya Thomas, 11/19/99-3/24/03
Scored In Double Figures In 10-Straight Games.....	17, Anastasia Hayes, 12/1/21-2/3/22
Scored 30 Points In Two-Straight Games.....	Tan White, vs. Arkansas, 3/3/05, vs. Auburn, 2/27/05
Scored 20 Points In Five-Straight Games.....	6, Anastasia Hayes, 1/27/22 - 2/15/22
Scored 20 Points In 10-Straight Games.....	12, LaToya Thomas, 2/1/01-3/20/01
Had All Five Starters In Double Figures.....	vs. Tulsa, 11/26/23
Had Six Players Scored In Double Figures.....	6, vs. Mississippi Valley State, 12/29/23
Had Five Players Scored In Double Figures In Two-Straight Games.....	2, vs. Murray State, 11/15/19, vs. Troy, 11/18/19
Made 15 Field Goals.....	18, Rickea Jackson vs. McNeese State, 12/1/21
Made 20 Field Goals.....	20, LaToya Thomas vs. Tulsa, 11/17/02
Made 10 Three-Point Field Goals.....	10, Lauren Park-Lane at Colorado State, 12/20/23
Made 10 Free Throws.....	10, Jerkaila Jordan at Penn State, 3/28/24
Made 15 Free Throws.....	18, Jennifer Fambrough vs. Northwestern State, 12/19/98
Had 15 Rebounds.....	15, Madina Okot and Jerkaila Jordan vs. Belmont, 12/14/24
Had 20 Rebounds.....	20, Jessika Carter at Kentucky, 2/22/24
Had 25 Rebounds.....	25, Teaira McCowan vs. Louisville, 3/30/18
Had 10 Rebounds In Five-Straight Games.....	7, Teaira McCowan, 2/28/19-3/24/19
Had Four Players Record 10 Rebounds.....	Barnum, Carter, Montague, Rogers, vs. Mississippi Valley State, 2/29/23
Had 10 Offensive Rebounds.....	11, Jessika Carter vs. Jackson State, 12/14/23
Had 10 Defensive Rebounds.....	11, Jerkaila Jordan, vs. Belmont, 12/14/24
Had 15 Defensive Rebounds.....	16, Jessika Carter vs. Kentucky, 2/22/24
Had 10 Assists.....	10, Darrione Rogers vs. Mississippi Valley State, 11/29/23
Had 15 Assists.....	17, Polly Branch vs. Bryan, 2/1/86
Blocked Five Shots.....	5, Jerkaila Jordan, at Chicago State, 12/8/24
Blocked 10 Shots.....	10, Martha Alwal vs. Jacksonville State, 11/11/11
Had Six Steals.....	6, Mjracle Sheppard vs. LSU, 1/29/24
Had Seven Steals.....	7, Mjracle Sheppard vs. Kennesaw State, 12/11/23
Had 20 Points And 10 Assists.....	Lauren Park-Lane, 20 points and 10 assists vs. Miami (Fla.), 11/29/23
Had 15 Points And 15 Rebounds.....	Jerkaila Jordan, 24 points and 15 rebounds, 12/14/24
Had 20 Points And 15 Rebounds.....	Jerkaila Jordan, 24 points and 15 rebounds, 12/14/24
Had 20 Points And 20 Rebounds.....	Jessika Carter, 20 points and 20 rebounds vs. Kentucky, 2/22/24
Had A Double-Double In Three-Straight Games.....	3, Jessika Carter, 12/11/23-12/17/23
Had A Double-Double In Five-Straight Games.....	8, Teaira McCowan, 2/28/19-3/29/19
Had Two Players Record A Double-Double.....	Jordan, Okot vs. Belmont, 12/14/24
Had Three Players Record A Double-Double.....	Barnum, Carter, Montague vs. Mississippi Valley State, 2/29/23
Had 10 Double-Doubles In A Season.....	13, Jessika Carter, 2023-24
Had A Triple-Double.....	Darrione Rogers, 14 points, 12 rebounds, 10 assists vs. Mississippi Valley State, 12/29/23
Had 15 Points, 10 Rebounds and Five Steals.....	Madina Okot, 17 points, 12 rebounds, five steals, vs. Alabama State, 11/13/24
Had 15 Points, 10 Rebounds and Five Assists.....	Jerkaila Jordan, 15 points, 11 rebounds, five assists vs. Mercer, 11/20/24

MISSISSIPPI STATE WOMEN'S BASKETBALL

2024-25 BOX SCORES

1

MISSISSIPPI STATE 100, MEMPHIS 56

Nov. 7, 2024 | Starkville, Miss. | Humphrey Coliseum | 4,971



Official Basketball Box Score - Final
Memphis at Mississippi St.
11/07/24 Humphrey Coliseum, Starkville
2024-25 Women's Basketball

Game Time: 6:32 PM
Game Duration: 1:52
Attendance: 4,971

Officials: Natasha Curry, Leah Lanie, Nic Cappel

Memphis - 56

Record: 1-1

NO. Name	Min	FG	3P	FT	Rebounds	Fouls	TP	AS	TO	ST	Blocks	+/
		M-A	M-A	M-A	OR DR TOT	PF FD					BS BA	
7 Hannah Riddick	F 34:48	1-14	0-1	1-2	1 4 5	3 2 3	0	2	1	1	3	-36
30 Alasia Smith	F 19:31	3-6	1-2	3-3	3 2 5	3 6 10	1	1	1	1	0	-35
34 Quinzia Fulmore	F 23:55	2-7	0-0	1-3	6 2 8	3 4 5	0	0	0	1	3	-28
1 Tilly Bolser	G 34:24	8-18	4-12	3-3	1 1 2	4 2 23	1	3	0	1	1	-33
11 Tanyuel Welch	G 13:52	1-7	1-3	0-2	0 2 2	0 1 3	1	0	1	0	1	-12
10 Bailey Gilmore	13:25	0-2	0-0	0-0	0 0 0	5 0 0	0	0	0	0	0	-9
3 Elauris Eaton	G 27:15	2-10	1-6	0-0	1 0 1	1 0 5	1	4	0	0	0	-21
22 Layken Cox	07:52	0-1	0-0	0-0	0 0 0	2 1 0	0	0	0	0	1	-15
23 Raven Sims	19:24	1-2	0-1	2-4	2 2 4	2 3 4	4	4	1	0	0	-17
24 Tamyia Smith	05:34	1-3	1-2	0-0	0 0 0	0 0 3	0	0	0	0	0	-14
Team					3 3 6	0 0	0	0	0	0	0	
Totals		19-70	8-29	10-17	17 16 33	23 19 56	8	14	4	4	9	-44

Technical Fouls: NONE

Shooting By Period	1st	2nd	3rd	4th	FT
1st FG%	5-17	29.4%			
3PT%	2-5	40.0%			
FT%	1-3	33.3%			
2nd FG%	4-20	20.0%			
3PT%	2-9	22.2%			
FT%	2-4	50%			
3rd FG%	7-13	53.8%			
3PT%	1-3	33.3%			
FT%	4-6	66.7%			
4th FG%	3-20	15.0%			
3PT%	3-12	25.0%			
FT%	3-4	75%			
GM FG%	19-70	27.1%			
3PT%	8-29	27.6%			
FT%	10-17	58.8%			

Dead Ball Rebounds: 3, 1

Mississippi St. - 100

Record: 1-0

NO. Name	Min	FG	3P	FT	Rebounds	Fouls	TP	AS	TO	ST	Blocks	+/
		M-A	M-A	M-A	OR DR TOT	PF FD					BS BA	
15 Madina Okot	C 22:44	5-8	0-0	4-8	6 11 17	3 7 14	0	3	0	3	1	18
0 Denim DeShields	G 27:59	3-5	0-2	3-3	0 1 1	2 3 9	2	1	2	0	0	29
2 Jerkalla Jordan	G 18:22	1-11	0-2	0-0	4 2 6	3 1 2	3	1	0	0	0	12
4 Eniya Russell	G 24:52	10-15	4-8	2-3	1 2 3	1 2 26	1	3	0	0	0	30
21 Debraasha Powe	G 30:41	6-10	4-7	0-0	2 5 7	2 0 16	4	0	1	3	1	36
1 Destiny McPhaul	21:25	4-7	0-2	3-5	0 4 4	4 0 11	3	0	3	0	0	20
3 Terren Ward	04:17	0-1	0-0	0-0	0 1 1	0 1 0	0	1	0	0	0	-4
5 Chandler Prater	16:22	3-7	0-1	3-3	3 6 9	5 2 9	1	2	1	1	1	21
24 Quanirah Montague	18:06	2-5	0-1	1-1	2 6 8	2 1 5	0	2	0	0	1	23
14 Kayla Thomas	06:33	0-0	0-0	2-2	1 0 1	1 2 2	0	1	0	1	0	12
6 Shakirah Edwards	06:59	2-3	0-1	0-0	0 0 0	0 0 4	0	0	0	1	1	11
8 Anaisha Carriere	01:40	1-1	0-0	0-0	2 0 2	0 0 0	2	0	0	0	0	-4
Team					1 1 2	0 0	0	0	0	0	0	
Totals		37-73	8-24	18-25	23 38 61	19 23 100	15	13	7	9	4	44

Technical Fouls: NONE

Shooting By Period	1st	2nd	3rd	4th	FT
1st FG%	9-19	47.4%			
3PT%	2-8	25.0%			
FT%	3-4	75%			
2nd FG%	4-16	25.0%			
3PT%	0-1	0.0%			
FT%	5-9	55.6%			
3rd FG%	13-19	68.4%			
3PT%	5-10	50.0%			
FT%	3-4	75%			
4th FG%	11-19	57.9%			
3PT%	1-5	20.0%			
FT%	7-8	87.5%			
GM FG%	37-73	50.7%			
3PT%	8-24	33.3%			
FT%	18-25	72.0%			

Dead Ball Rebounds: 3, 0

	MEM	MSU
Biggest lead	0 (1 st 10:00)	44 (4 th 0:08)
Best Scoring Run	3 (1 st 7:05)	10 (4 th 5:56)
Lead Changes	0	
Times Tied	0	
Time with Lead	00:00	38:43

Points from Turnovers	MEM	MSU
Paint	16	46
Second Chance	11	24
Fast Breaks	11	15
Bench	12	33

Period by Period Scoring	1st	2nd	3rd	4th	TOT
MEM	13	12	19	12	56
MSU	23	13	34	30	100

2

MISSISSIPPI STATE 73, ALCORN STATE 45

Nov. 10, 2024 | Starkville, Miss. | Humphrey Coliseum | 4,504



Official Basketball Box Score - Final
Alcorn at Mississippi St.
11/10/24 Humphrey Coliseum, Starkville
2024-25 Women's Basketball

Game Time: 4:31 PM
Game Duration: 1:55
Attendance: 4,504

Officials: Eric Koch, Demoya Pugh, Adrienne Gilmore-Nichols

Alcorn - 45

Record: 1-2

NO. Name	Min	FG	3P	FT	Rebounds	Fouls	TP	AS	TO	ST	Blocks	+/
		M-A	M-A	M-A	OR DR TOT	PF FD					BS BA	
2 Nakia Cheatham	F 29:51	4-10	3-6	0-0	0 3 3	3 2 11	0	1	0	0	0	-27
5 Destiny Brown	F 20:36	3-6	0-0	2-2	1 3 4	4 1 8	0	5	0	1	1	-7
1 Ashanti Broun	G 31:55	0-3	0-1	1-2	0 4 4	3 4 1	2	1	2	0	0	-14
24 Kiarra Henderson	G 25:13	1-8	0-3	2-2	0 4 4	3 2 4	3	2	1	0	0	-7
30 Maya Clayton	G 14:12	0-1	0-0	0-0	0 1 1	0 0 0	1	0	1	0	0	-8
0 ZylNia White	22:10	3-9	0-1	1-4	2 1 3	3 2 7	2	1	0	0	0	-19
20 Sharmayne Finley	07:45	1-6	1-3	1-2	0 0 0	0 1 4	0	1	0	0	0	-16
4 Kallyn Watkins	05:16	1-2	0-0	2-2	1 1 2	1 2 4	0	2	0	0	1	-9
11 Layah Houston	17:42	1-3	1-1	0-0	1 0 1	3 1 3	1	2	1	0	1	-19
10 Dalaysia Hurt-Floyd	07:23	0-1	0-0	0-0	0 0 0	0 0 0	0	1	3	1	0	-9
14 Arene Iykekpolor	11:14	1-3	1-2	0-0	0 0 0	2 0 3	1	2	1	0	0	-7
15 Jeanee Anderson	06:43	0-1	0-0	0-0	0 0 0	0 0 0	0	0	0	0	0	-2
Team					4 3 7	0 0	0	1	1	0	0	
Totals		15-53	6-19	9-14	9 20 29	22 15 45	11	21	7	1	6	-28

Technical Fouls: NONE

Shooting By Period	1st	2nd	3rd	4th	FT
1st FG%	6-13	46.2%			
3PT%	5-8	62.5%			
FT%	1-2	50%			
2nd FG%	2-14	14.3%			
3PT%	1-6	16.7%			
FT%	0-0	0%			
3rd FG%	2-12	16.7%			
3PT%	0-3	0.0%			
FT%	5-8	62.5%			
4th FG%	5-14	35.7%			
3PT%	0-2	0.0%			
FT%	3-4	75%			
GM FG%	15-53	28.3%			
3PT%	6-19	31.6%			
FT%	9-14	64.3%			

Dead Ball Rebounds: 3, 1

Mississippi St. - 73

Record: 2-0

NO. Name	Min	FG	3P	FT	Rebounds	Fouls	TP	AS	TO	ST	Blocks	+/
		M-A	M-A	M-A	OR DR TOT	PF FD					BS BA	
15 Madina Okot	C 16:45	0-3	0-0	1-2	1 5 6	1 1 1	0	2	2	2	1	0
0 Denim DeShields	G 23:47	2-3	1-1	0-0	1 0 1	1 3 5	2	3	1	0	0	21
2 Jerkalla Jordan	G 27:46	7-18	1-6	5-6	2 5 7	2 6 20	4	2	2	0	0	20
4 Eniya Russell	G 27:48	3-6	0-2	2-4	0 10 10	4 3 8	2	5	1	0	0	15
21 Debraasha Powe	G 35:08	4-9	1-5	0-0	1 2 3	1 0 9	2	1	2	1	0	19
1 Destiny McPhaul	22:15	5-6	3-3	2-2	0 2 2	4 4 15	2	3	0	0	0	18
5 Chandler Prater	18:05	2-5	1-2	0-0	1 6 7	0 1 5	0	2	2	0	0	13
24 Quanirah Montague	14:37	1-2	0-0	3-4	1 1 2	1 3 5	0	1	1	0	0	11
14 Kayla Thomas	11:39	2-4	0-0	1-1	2 0 2	0 1 5	0	0	0	2	0	21
6 Shakirah Edwards	02:10	0-0	0-0	0-0	0 0 0	1 0 0	0	1	0	1	0	2
Team					2 0 2	0 0	0	0	0	0	0	
Totals		26-56	7-19	14-19	11 31 42	15 22 73	12	20	11	6	1	28

Technical Fouls: NONE

Shooting By Period	1st	2nd	3rd	4th	FT
1st FG%	9-19	47.4%			
3PT%	3-6	50.0%			
FT%	5-7	71.4%			
2nd FG%	6-9	66.7%			
3PT%	1-2	50.0%			
FT%	5-5	100%			
3rd FG%	8-17	47.1%			
3PT%	2-5	40.0%			
FT%	4-5	80%			
4th FG%	3-11	27.3%			
3PT%	1-6	16.7%			
FT%	0-2	0%			
GM FG%	26-56	46.4%			
3PT%	7-19	36.8%			
FT%	14-19	73.7%			

Dead Ball Rebounds: 3, 0

	ASU	MSU
Biggest lead	3 (1 st 8:54)	35 (4 th 8:21)
Best Scoring Run	9 (4 th 1:47)	16 (2 nd 2:32)
Lead Changes	3	
Times Tied	1	
Time with Lead	03:28	34:53

Points from Turnovers	ASU	MSU
Paint	10	30
Second Chance	8	14
Fast Breaks	1	11
Bench	21	30

Period by Period Scoring	1st	2nd	3rd	4th	TOT
ASU	18	5	9	13	45
MSU	26	18	22	7	73

3

MISSISSIPPI STATE 83, ALABAMA STATE 29

Nov. 13, 2024 | Starkville, Miss. | Humphrey Coliseum | 6,585



Official Basketball Box Score - Final
Alabama St. at Mississippi St.
11/13/24 Humphrey Coliseum, Starkville
2024-25 Women's Basketball

Game Time: 11:02 AM
Game Duration: 1:40
Attendance: 6,585

Officials: William L. (Billy) Smith, Denise Brooks, Jody Carrell

Alabama St. - 29

Record: 2-1

NO. Name	Min	FG	3P	FT	Rebounds	Fouls	TP	AS	TO	ST	Blocks	BS	BA
		M-A	M-A	M-A	OR DR TOT	PF FD							
11 Justina Graham	F 15:39	1-5	0-2	0-0	1 2 3	1 0 2	0	2	1	0	0	0	-30
20 Cordasia Harris	F 08:43	0-0	0-0	1-2	0 4 4	2 2 1	0	1	0	0	0	0	-18
5 Solangelei Akridge	G 31:46	0-9	0-5	0-0	0 1 1	1 1 1	0	3	6	1	0	0	-46
10 O'Mariyah Tucker	G 12:02	0-3	0-0	0-0	1 3 4	2 1 0	0	2	1	0	0	0	-16
23 Taylor Smith	G 18:06	1-6	0-3	0-0	1 3 4	3 0 3	2	0	1	0	0	0	-30
0 Amari Franklin	19:47	0-3	0-1	0-0	0 2 2	2 1 0	1	6	0	0	0	0	-30
4 Anjali Hall	15:08	1-3	0-0	0-0	0 1 1	0 0 0	0	0	0	0	0	0	-26
1 Alannah Pooler	26:01	2-3	1-1	1-2	0 0 1	3 2 6	0	1	2	0	0	0	-26
0 Kaitlyn Bryant	30:35	6-15	3-5	1-2	0 2 0	2 1 0	16	0	3	2	1	0	-32
15 Ashley Gray	16:55	0-2	0-1	0-0	1 1 2	0 0 1	0	1	0	0	0	0	-21
42 Camariyana Tavares	04:39	0-0	0-0	0-0	0 0 0	0 0 0	0	0	0	0	0	0	-1
Team					2 3 5	0	0	4					
Totals		11-49	4-22	3-5	9 20 29	16 10 29	5	26	7	1	1	0	-54

MISSISSIPPI STATE WOMEN'S BASKETBALL

2024-25 BOX SCORES

5

MISSISSIPPI STATE 81, MERCER 44

Nov. 20, 2024 | Starkville, Miss. | Humphrey Coliseum | 4,003



Official Basketball Box Score - Final
Mercer at Mississippi St.
11/20/24 Humphrey Coliseum, Starkville
2024-25 Women's Basketball

Game Time: 6:32 PM
Game Duration: 1:39
Attendance: 4,003

Officials: Puatani Spurlock, Kevin Pethel, Teresa Stuck

Mercer - 44 Record: 2-3

NO.	Name		Min	FG		3P		FT		Rebounds		Fouls		TP	AS	TO	ST	Blocks		+/-	
				M/A	M/A	M/A	M/A	OR	DR	TOT	PF	FD	BS					BA			
2	Ariana Bennett	F	25:42	4-6	0-0	2-3	0	0	2	2	0	2	2	10	0	3	0	0	1	-19	
23	Ashlee Locke	F	31:27	2-11	0-1	0-0	0	0	2	2	4	1	0	4	1	2	1	1	3	-29	
7	Alyiah Collins	G	33:25	2-4	0-1	2-2	0	5	5	1	1	6	3	5	2	0	0	0	0	-33	
9	Nahawa Djarra	G	30:53	2-7	0-1	0-0	0	0	7	7	3	2	4	1	2	0	0	0	0	-25	
15	Aspen Johnson	G	34:01	3-9	0-1	8-8	0	3	2	5	14	4	1	3	0	1	1	0	1	-38	
21	Cheley Bautista	F	15:53	1-3	0-0	1-2	0	0	3	3	2	1	3	0	1	1	0	0	0	-18	
4	Hanna Knoll	F	09:51	1-6	1-6	0-0	0	2	2	1	0	3	3	5	0	0	0	0	1	-5	
12	Kayla Smith	F	09:31	0-5	0-5	0-0	0	0	0	0	1	0	0	0	1	0	0	0	0	-4	
41	Zenia Palaska	G	03:01	0-1	0-1	0-0	0	1	1	0	1	0	0	0	0	0	0	0	0	-1	
11	Stephanie Utomi	F	03:57	0-2	0-1	0-0	0	0	0	0	1	0	0	0	0	0	0	0	0	-7	
25	Talia Harris	F	02:20	0-0	0-0	0-0	0	0	0	0	0	0	0	0	0	0	0	0	0	-6	
Team																					
Totals				15-54	1-17	13-15	4	23	27	14	12	44	9	16	7	2	6	6	6	-37	

Technical Fouls:NONE

Dead Ball Rebounds: 0, 0

Mississippi St. - 81 Record: 5-0

NO.	Name		Min	FG		3P		FT	Rebounds		Fouls		TP	AS	TO	ST	Blocks		+/-
				M-A	M-A	M-A	M-A		OR	DR	TOT	PF	FD				BS	BA	
15	Madina Okot	C	17:33	7-10	0-0	1-2	0-0	1-3	8	1	1	1	15	2	2	2	2	0	36
0	Denim DeShields	G	23:47	1-2	1-2	0-0	0-0	1-1	0	3	3	5	2	3	0	0	0	0	38
2	Jerkala Jordan	G	23:31	6-12	3-4	0-0	2-9	11	2	15	1	2	15	0	0	1	0	0	40
4	Eniya Russell	G	23:17	3-9	1-2	1-2	1-5	6	6	2	1	8	6	2	3	0	1	0	29
21	Debraasha Powe	G	24:44	5-7	3-5	0-1	0-5	5	1	2	13	1	1	1	0	0	0	0	39
1	Destiney McPhaul	F	24:15	3-6	2-3	0-0	0-4	4	3	1	8	2	2	0	0	0	0	0	6
24	Quanirah Montague	F	13:16	4-6	0-1	0-1	0-3	3	1	2	8	0	1	0	1	0	0	0	13
5	Chandler Prater	F	17:28	1-3	0-2	1-2	0-3	3	1	1	3	3	4	1	0	0	0	0	11
3	Terren Ward	F	13:07	1-4	0-2	0-2	0-3	3	1	1	4	0	0	0	0	0	0	0	-7
14	Kayla Thomas	F	11:04	2-2	0-0	0-0	0-0	0-0	0	0	4	0	1	0	1	0	0	0	-10
6	Shakirah Edwards	F	05:46	0-1	0-0	0-0	0-1	1	1	0	0	2	1	0	0	0	0	0	-4
8	Anaisha Carriere	F	02:08	0-1	0-1	0-0	0-0	0-0	0	0	0	0	0	0	0	0	0	0	-6
Team																			
Totals				33-63	10-22	5-10	11	37	48	12	14	81	26	16	9	6	2	37	

Technical Fouls:NONE

Dead Ball Rebounds: 1, 0

	MER	MSU
Biggest lead	0 (1 st 10:00)	45 (3 rd 0:10)
Best Scoring Run	6 (4 th 1:37)	12 (3 rd 6:16)
Lead Changes	0	
Times Tied	0	
Time with Lead	00:00	39:05

Points from	Turnovers	Paint	Second Chance	Fast Breaks	Bench
MER	12	17	12	7	6
MSU	10	8	7	19	44

Period by Period Scoring				
1st	2nd	3rd	4th	TOT
MER	10	8	7	19
MSU	21	17	32	11

Shooting By Period		
1 st FG%	9-15	60.0%
3PT%	3-7	42.9%
FT%	0-1	0.0%
2 nd FG%	7-16	43.8%
3PT%	3-6	50.0%
FT%	0-0	0.0%
3 rd FG%	13-20	65.0%
3PT%	4-5	80.0%
FT%	2-5	40.0%
4 th FG%	4-12	33.3%
3PT%	0-4	0.0%
FT%	3-4	75.0%
GM FG%	33-63	52.4%
3PT%	10-22	45.5%
FT%	5-10	50.0%

Dead Ball Rebounds: 1, 0

7

MISSISSIPPI STATE 66, UTAH 62

Nov. 29, 2024 | George Town, Cayman Islands | John Gray Gymnasium | 802



Official Basketball Box Score - Final
Mississippi St. at Utah
11/29/24 John Gray Gymnasium, George Town
2024-25 Women's Basketball

Game Time: 7:30 PM
Game Duration: 1:53
Attendance: 802

Officials: Tyler Trimble, Talisa Green, Mark Resch

Mississippi St. - 66 Record: 7-0

NO.	Name		Min	FG		3P		FT	Reb		Fouls		TP	AS	TO	ST	Blocks		+/-
				M-A	M-A	M-A	M-A		OR	DR	TOT	PF					FD	BS	
15	Madina Okot	C	28:03	6-8	0-0	3-3	3	5	8	3	2	15	0	4	0	2	0	1	
0	Denim DeShields	G	20:49	1-3	1-3	3-3	0	2	2	4	3	6	6	4	0	0	0	0	3
2	Jerkila Jordan	G	39:20	3-12	0-4	3-6	0	2	2	2	3	9	3	3	1	0	0	0	3
4	Eniya Russell	G	31:26	6-12	1-3	0-0	1-3	4	1	2	13	4	1	0	1	0	0	0	2
21	Debraasha Powe	G	34:50	4-8	4-7	1-2	1-3	4	3	13	0	1	3	0	0	0	0	0	3
1	Destiney McPhaul	F	20:05	0-2	0-1	0-0	0-2	2	2	2	0	3	3	1	0	1	0	3	
5	Chandler Prater	F	11:60	1-3	1-1	1-2	1-5	6	3	1	4	0	3	1	0	0	0	0	6
24	Quanirah Montague	F	08:52	2-3	0-0	0-0	3-2	5	3	1	4	2	2	1	0	0	0	0	0
14	Kayla Thomas	F	02:20	1-1	0-0	0-0	0-1	0	1	1	0	2	0	0	0	0	0	0	3
3	Terren Ward	F	02:16	0-0	0-0	0-0	0-0	0	0	0	1	0	0	0	0	0	0	0	-1
Team								1		3		0		0					
Totals				24-52	7-19	11-16	10	28	38	22	18	66	18	22	9	3	1	4	

Technical Fouls:Montague 4th 6:12

Shooting By Period		
1 st FG%	10-17	58.8%
3PT%	5-10	50.0%
FT%	1-2	50.0%
2 nd FG%	7-14	50.0%
3PT%	2-4	50.0%
FT%	1-2	50.0%
3 rd FG%	4-11	36.4%
3PT%	0-4	0.0%
FT%	3-4	75.0%
4 th FG%	3-10	30.0%
3PT%	0-1	0.0%
FT%	6-8	75.0%
GM FG%	24-52	46.2%
3PT%	7-19	36.8%
FT%	11-16	68.8%

Dead Ball Rebounds: 3, 0

Utah - 62 Record: 5-2

NO.	Name		Min	FG		3P		FT	Rebounds		Fouls		TP	AS	TO	ST	Blocks		+/-
				M-A	M-A	M-A	M-A		OR	DR	TOT	PF	FD				BS	BA	
21	Miya Touré	F	14:03	2-7	0-3	1-2	2-3	5	3	3	5	0	0	3	0	0	0	1	-5
22	Jenna Johnson	F	31:59	5-12	1-6	2-4	2-0	2	1	4	18	1	1	2	0	1	0	1	2
2	Ines Vieira	G	37:57	2-4	2-3	0-0	2-3	5	2	6	4	4	5	2	0	0	0	0	-4
5	Gianna Kneepkens	G	30:09	3-10	2-8	9-9	0	1	1	4	5	17	2	3	1	1	0	0	-3
24	Kennady McQueen	G	29:21	3-8	3-8	0-0	0	4	1	1	9	1	0	2	0	0	0	0	-4
20	Reese Ross	F	25:59	1-2	0-0	1-2	0	6	6	2	5	3	1	3	1	0	0	0	-7
23	Maty Wilke	F	21:14	3-10	0-4	1-1	2	2	4	1	1	7	3	2	0	0	0	0	1
44	Sam Crispe	F	02:05	0-0	0-0	0-0	0-0	0-0	0	0	1	0	0	0	0	0	0	0	-8
3	Brooke Walker	F	07:14	1-2	0-0	0-0	0-0	1-1	0	0	0	2	0	1	0	0	0	0	-3
Team																			
Totals				20-55	8-32	14-18	9	20	29	18	21	62	12	20	8	1	3	4	

Technical Fouls:NONE

MISSISSIPPI STATE WOMEN'S BASKETBALL

2024-25 BOX SCORES

9

MISSISSIPPI STATE 75, GEORGIA TECH 78

Dec. 4, 2024 | Atlanta, Ga. | McCamish Pavilion | 1,514



Official Basketball Box Score - Final
Mississippi St. at Georgia Tech
12/04/24 McCamish Pavilion, Atlanta
Georgia Tech vs. Mississippi State

Game Time: 7:15 PM
Game Duration: 1:46
Attendance: 1,514

Officials: Maj Forsberg, Eric Brewster, Brandon Enterline

Mississippi St. - 75												
Record: 8-1												
NO. Name	Min	FG M-A	3P M-A	FT M-A	Rebounds OR DR TOT	Fouls PF FD	TP	AS	TO	ST	Blocks BS BA	+/-
15 Madina Okot	C 23:10	3-6	0-0	0-0	0 5 5	0 0 0	6	0	1	0	1 0 0	0
0 Denim DeShields	G 32:57	2-7	1-2	0-1	1 2 3	2 3 5	3	4	0	1	1 1 -6	
2 Jerkalla Jordan	G 35:26	10-19	2-5	3-3	0 5 5	2 3 25	2	1	2	1	1 -2	
4 Eniya Russell	G 30:10	8-15	1-5	1-2	1 8 9	3 4 18	9	7	0	0 0 9		
21 Debraasha Powe	G 40:00	9-6	3-5	0-0	0 6 6	2 1 9	0	2	1	0 0 -3		
5 Chandler Prater	24:51	5-5	0-0	0-0	0 6 6	2 0 10	3	1	0	0 0 -6		
24 Quanirah Montague	09:21	0-0	0-0	0-0	0 0 0	0 0 0	0	1	1	0 0 -2		
14 Kayla Thomas	04:05	1-1	0-0	0-0	0 0 0	0 0 0	2	0	0	0 0 -5		
Team					1 3 4		0	0				
Totals		32-59	7-17	4-6	3 35 38	11 11 75	17	17	4	3 2 -3		

Technical Fouls:NONE

Shooting By Period		
1 st FG%	8-17	47.1%
3PT%	1-4	25.0%
FT%	1-1	100%
2 nd FG%	10-14	71.4%
3PT%	1-3	33.3%
FT%	0-1	0%
3 rd FG%	7-11	63.6%
3PT%	1-2	50.0%
FT%	3-4	75%
4 th FG%	7-17	41.2%
3PT%	4-8	50.0%
FT%	0-0	0%
GM FG%	32-59	54.2%
3PT%	7-17	41.2%
FT%	4-6	66.7%

Dead Ball Rebounds: 2, 1

10

MISSISSIPPI STATE 102, CHICAGO STATE 42

Dec. 8, 2024 | Chicago, Ill. | Emil and Patricia A. Jones Convocation Center | 235



Official Basketball Box Score - Final
Mississippi St. at Chicago St.
12/08/24 Emil and Patricia A. Jones Convocation Center, Chicago
2024-25 Women's Basketball

Game Time: 5:00 PM
Game Duration: 1:55
Attendance: 235

Officials:

Mississippi St. - 102												
		Record: 9-1										
NO. Name	Min	FG M-A	3P M-A	FT M-A	Rebounds OR DR TOT	Fouls PF FD	TP	AS	TO	ST	Blocks BS BA	+/-
15 Madina Okot	C 20:06	8-11	0-0	2-2	9 2 11	3 2 18	0	2	1	0	1 31	
0 Denim DeShields	G 28:44	2-7	0-3	0-0	0 1 1	0 5 4	7	4	2	0	0 39	
2 Jerkalla Jordan	G 29:44	9-13	3-6	0-0	0 5 5	1 2 21	3	1	3	5	0 55	
4 Eniya Russell	G 25:50	6-12	3-7	2-2	0 5 5	2 1 17	5	1	1	0 54		
21 Debraasha Powe	G 26:56	3-7	1-3	1-1	1 0 1	0 1 8	4	1	0	1 38		
5 Chandler Prater	23:23	5-9	4-5	0-0	1 4 5	2 2 14	4	2	0	1 30		
24 Quanirah Montague	17:22	4-10	0-2	0-2	4 7 11	0 1 8	2	0	2	1 0 23		
6 Shakirah Edwards	11:43	2-4	2-4	2-2	1 1 2	0 1 8	0	2	1	0 0 10		
14 Kayla Thomas	16:13	2-2	0-0	0-0	3 0 3	1 0 4	0	0	0	0 0 20		
Team						1 4 5			0			
Totals				41-75	13-30	7-9	20 29 49	9 15 102	25	17	10 9 2	60
Shooting By Period												
1st		FG		14-18		77.8%						
3PT		3-6		50.0%								
FT		0-0		0.0%								
2nd		FG		10-20		50.0%						
3PT		6-10		60.0%								
FT		6-6		100%								
3rd		FG		9-18		50.0%						
3PT		3-8		37.5%								
FT		10-10		100%								
4th		FG		9-19		47.1%						
3PT		1-6		16.7%								
FT		0-2		0.0%								

Technical Fouls:NONE

Shooting By Period		
1 st FG%	14-18	77.8%
3PT%	3-6	50.0%
FT%	0-0	0%
2 nd FG%	10-20	50.0%
3PT%	6-10	60.0%
FT%	6-6	100%
3 rd FG%	9-18	50.0%
3PT%	9-9	37.5%
FT%	1-1	100%
4 th FG%	8-19	42.1%
3PT%	1-6	16.7%
FT%	0-2	0%
GM FG%	41-75	54.7%
3PT%	13-30	43.3%
FT%	7-9	77.8%

Dead Ball Rebounds: 2, 0

Georgia Tech - 78				Record: 8-0									
NO. Name	Min	FG M-A	3P M-A	FT M-A	Rebounds OR DR TOT	Fouls PF FD	TP	AS	TO	ST	Blocks BS BA	+/-	
0 Zoeshia Smith	F 27:40	1-4	0-1	0-0	1 2 3	2 2 2	2	0	0	2	0	0 -3	
20 Ariadna Termis	C 28:17	3-6	2-5	0-0	2 6 8	1 0 8	3	1	1	0	1 7		
5 Tonie Morgan	G 31:44	7-13	0-2	1-1	1 0 1	4 3 15	8	1	4	1	1 9		
22 Ines Noguero	G 17:02	0-4	0-3	0-0	1 4 5	0 1 0	0	0	1	1	0 -3		
25 Kara Dunn	G 34:42	8-14	4-6	3-3	2 2 4	1 2 23	2	0	0	0	0 8		
3 Dani Carnegie	16:53	5-16	2-10	2-2	0 2 2	1 1 14	0	0	2	0	0 9		
1 Chazadi Wright	12:55	1-8	1-5	0-0	0 0 0	2 0 3	3	1	2	2	0 1 -8		
13 Kayla Blackshear	19:06	3-8	1-1	0-0	2 4 6	0 2 7	0	1	0	0	0 0		
23 Rusne Augustinate	11:40	2-6	2-5	0-0	0 2 2	0 0 6	0	0	0	0	0 -4		
Team					3 1 4		0	0					
Totals		30-79	12-38	6-6	12 23 35	11 11 78	14	6	12	2 3 3			

Technical Fouls:NONE

Shooting By Period		
1 st FG%	6-20	30.0%
3PT%	9-10	30.0%
FT%	1-1	100%
2 nd FG%	8-20	40.0%
3PT%	2-7	28.6%
FT%	0-0	0%
3 rd FG%	8-20	40.0%
3PT%	4-13	30.8%
FT%	3-3	100%
4 th FG%	8-19	42.1%
3PT%	3-8	37.5%
FT%	12-38	31.6%
FT%	6-6	100.0%

Dead Ball Rebounds: 1, 1

Chicago St. - 42												
Record: 0-11												
NO. Name	Min	FG M-A	3P M-A	FT M-A	Rebounds OR DR TOT	Fouls PF FD	TP	AS	TO	ST	Blocks BS BA	+/-
10 Evangelina Parrish	F 21:52	1-5	0-0	1-2	0 4 4	0 1 3	0	2	1	0 1	0 -43	1 st FG 4-16 25.0%
14 Josie Hill	C 22:09	6-12	0-2	2-2	0 2 2	2 1 14	0	3	4	0 1	0 -23	3PT% 0-5 0.0%
5 Haley Hohenacker	G 19:54	1-7	0-6	0-0	0 1 1	0 0 2	0	0	0	0 1	0 -38	FT% 1-2 50.0%
11 Asha Walker	G 26:21	2-9	1-8	0-0	2 0 2	1 0 5	1	2	0	0 1	0 -47	2 nd FG 3-15 20.0%
30 Kyara Champagne	G 18:19	1-2	0-0	0-0	0 1 1	4 0 2	1	6	1	0 0	0 -18	3PT% 0-6 0.0%
4 Tania Allen	14:40	1-3	0-1	3-4	0 1 1	3 2 5	0	2	0	0 0	0 -25	FT% 2-2 100%
21 Marisa Gant	20:43	1-8	0-2	0-0	1 1 2	1 1 2	1	3	1	0 1	0 -37	3 rd FG 3-15 20.0%
35 Tally Williams	13:04	1-7	1-3	0-0	1 0 1	0 0 3	0	1	0	0 2	0 -14	3PT% 0-7 0.0%
25 Keona McGee	15:10	1-1	0-0	0-0	0 1 1	1 1 2	0	1	1	0 0	0 -17	FT% 2-2 100%
31 Kayla Mount	06:48	0-0	0-0	1 0 1	1 1 1	0 0 0	0	0	0 0	0 0	0 -11	4 th FG 4-13 30.8%
33 Kace Untchler	16:59	2-5	0-1	0-0	3 2 5	1 2 4	0	1	1 2	1 0	0 -14	3PT% 0-5 0.0%
12 Taylor Norris	04:01	0-0	0-0	0-0	0 0 0	0 1 0	0	0	1 0	0 0	0 -13	FT% 1-2 50.0%
Team					3 2 5		0	1				GM FG 17-59 28.8%
Totals		17-59	2-23	6-8	12 14 26	15 9 42	3	23	9	2 9	0 -60	3PT% 2-23 8.7%
												FT% 6-8 75.0%

Technical Fouls:NONE

Shooting By Period		
1 st FG%	4-16	25.0%
3PT%	0-5	0.0%
FT%	1-2	50%
2 nd FG%	3-15	20.0%
3PT%	0-6	0.0%
FT%	2-2	100%
3 rd FG%	6-15	40.0%
3PT%	2-7	28.6%
FT%	2-2	100%
4 th FG%	4-13	30.8%
3PT%	0-5	0.0%
FT%	1-2	50%
GM FG%	17-59	28.8%
3PT%	2-23	8.7%
FT%	6-8	75.0%

Dead Ball Rebounds: 3, 0

	MSU	GT
Biggest lead	7 (1 st 6:48)	5 (3 rd 4:33)
Best Scoring Run	7 (1 st 6:48)	7 (3 rd 9:18)
Lead Changes	17	
Times Tied	5	
Time with Lead	24:38	10:55

Points from	MSU	GT
Turnovers	2	13
Paint	42	34
Second Chance	0	9
Fast Breaks	11	4
Bench	12	30

Period by Period Scoring					
	1st	2nd	3rd	4th	TOT
MSU	18	21	18	18	75
GT	16	18	23	21	78

	MSU	CSU
Biggest lead	62 (4 th 3:39)	0 (1 st 10:00)
Best Scoring Run	18 (2 nd 0:00)	7 (3 rd 0:07)
Lead Changes	0	
Times Tied	0	
Time with Lead	39:46	00:00

Points from	MSU	CSU
Turnovers	32	12
Paint	50	22
Second Chance	22	9
Fast Breaks	16	8
Bench	34	16

Period by Period Scoring					
	1st	2nd	3rd	4th	TOT
MSU	31	32	22	17	102
CSU	9	8	16	9	42

11

MISSISSIPPI STATE 73, BELMONT 70

Dec. 14, 2024 | Tupelo, Miss. | Cadence Bank Arena | 3,846



Official Basketball Box Score - Final
Belmont at Mississippi St.
12/14/24 Cadence Bank Arena, Tupelo
2024-25 Women's Basketball

Game Time: 2:02 PM
Game Duration: 2:04

Officials: Reynina Seales, Toni Paillo, Travis Jones

Belmont - 70													
Record: 5-5													
NO. Name	Min	FG M-A	3P M-A	FT M-A	Rebounds OR DR TOT	Fouls PF FD	TP	AS	TO	ST	Blocks BS BA	+/-	
33 Camryn Harrison	F 19:41	0-3	0-0	0-2	1 2 3	5 3 0	0	0	3	1	1 1	-1	
0 Tuti Jones	G 32:22	4-12	2-8	2-2	0 4 3	2 1 12	3	2	3	0	0	-8	
21 Emily La Chapell	G 34:26	4-9	0-3	0-0	1 3 4	3 3 8	4	1	2	0	0	1	
23 Jallyn Banks	G 35:56	6-11	2-4	9-10	1 3 4	5 7 23	2	2	0	0	0	4	
35 Kendall Holmes	G 29:10	4-12	2-7	5-5	0 0 4	2 15 1	2	1	2	0	0	-15	
14 Kendal Chiesman	19:56	4-9	3-7	1-2	1 3 4	0 1 12	0	1	0	0	0	3	
5 Sanaa Tripp	06:34	0-0	0-0	0-0	0 0 0	2 0 0	1	1	0	0	0	-1	
20 Jacee Busick	12:10	0-0	0-0	0-0	0 2 2	1 0 0	0	0	0	0	0	-2	
1 Kensley Feltnr	06:31	0-0	0-0	0-0	0 0 0	1 0 0	1	0	0	0	0	-10	
22 Quinn Eubank	03:14	0-0	0-0	0-0	0 0 0	0 0 0	0	0	0	0	0	-6	
Team					1 4 5		0	0					
Totals		22-56	9-29	17-21	5 21	26	23	17	12	12	8	1 1	-3
Technical Fouls: 1 1 0 0 0													

IN THE 2024-25 POLLS/STANDINGS

ASSOCIATED PRESS POLL

Week Six - Released/Updated on Dec. 9

RANK	SCHOOL	RECORD	POINTS
1	UCLA (24)	9-0	791
2	UConn (8)	8-0	769
3	South Carolina	9-1	742
4	LSU	11-0	652
5	USC	8-1	628
6	Texas	8-1	621
7	Maryland	10-0	608
8	Notre Dame	7-2	607
9	Duke	9-2	533
10	Oklahoma	8-1	517
11	Ohio State	8-0	459
12	TCU	9-1	447
13	Kansas State	10-1	427
14	North Carolina	9-1	419
15	West Virginia	9-1	376
16	Kentucky	7-1	296
17	Michigan State	9-0	193
18	Iowa State	8-2	190
19	Tennessee	7-0	179
20	Michigan	8-1	166
21	Iowa	8-1	125
22	Ole Miss	6-3	104
23	NC State	6-3	104
24	Nebraska	8-1	99
25	Georgia Tech	9-0	92

OTHERS RECEIVING VOTES: Alabama 73, Illinois 69, California 23, Stanford 18, Vanderbilt 15, Utah 14, Louisville 9, Richmond 8, South Dakota State 8, Creighton 5, Oklahoma State 4, Florida State 3, Harvard 3, Texas Tech 3, Baylor 1.

USA TODAY/WBCA COACHES' POLL

Week Six - Released/Updated on Dec. 10

RANK	SCHOOL	RECORD	POINTS
1	UCLA (23)	9-0	767
2	UConn (8)	8-0	751
3	South Carolina	9-1	710
4	LSU	11-0	673
5	USC	8-1	620
6	Texas	8-1	595
7	Maryland	10-0	564
8	Ohio State	8-0	556
9	Notre Dame	7-2	546
10	Duke	9-2	483
11	Oklahoma	8-1	476
12	Kansas State	10-1	415
13	West Virginia	9-1	385
14	North Carolina	9-1	369
15	TCU	9-1	365
16	Kentucky	8-1	246
17	Iowa State	8-2	220
18	Tennessee	7-0	201
19	Michigan State	9-0	182
20	NC State	6-3	161
21	Baylor	9-2	135
22	Alabama	9-1	115
23	Ole Miss	6-3	113
24	Iowa	8-1	93
25	Illinois	7-2	71

OTHERS RECEIVING VOTES: Georgia Tech 68, Michigan 57, Nebraska 42, Louisville 31, **MISSISSIPPI STATE** 13, Utah 12, Florida State 11, California 11, Vanderbilt 10, South Dakota State 7, Stanford 1.

NET RANKINGS

Updated on Dec. 16

CURRENT NET RANKING - 21	
Average NET Win	214
Average NET Loss	16
vs. Top 100	3-1
QUAD 1 (1-1)	
Home	0-0
Away	0-1
(16 Georgia Tech)	
Neutral	1-0
(27 Utah)	
QUAD 2 (1-0)	
Home	0-0
Away	0-0
Neutral	1-0
(45 Belmont)	
QUAD 3 (1-0)	
Home	0-0
Away	0-0
Neutral	1-0
(84 South Florida)	
QUAD 4 (7-0)	
Home	5-0
(231 Chattanooga, 256 Memphis, 287 Mercer, 321 Alcorn State, 356 Alabama State)	
Away	1-0
(358 Chicago State)	
Neutral	1-0
(173 Jacksonville)	

2024-25 SEC STANDINGS

CONFERENCE STANDINGS												
	CONFERENCE				OVERALL					Streak	vs. T10	vs. T25
	W-L	Pct.	H	A	W-L	Pct.	H	A	N			
LSU	0-0	.000	0-0	0-0	11-0	1.000	8-0	0-0	3-0	W11	0-0	1-0
Tennessee	0-0	.000	0-0	0-0	7-0	1.000	6-0	0-0	1-0	W7	0-0	1-0
Alabama	0-0	.000	0-0	0-0	9-1	.900	5-0	2-1	2-0	L1	0-0	0-0
Mississippi State	0-0	.000	0-0	0-0	9-1	.900	5-0	1-1	3-0	W1	0-0	0-0
South Carolina	0-0	.000	0-0	0-0	9-1	.900	3-0	1-1	5-0	W4	3-1	4-1
Vanderbilt	0-0	.000	0-0	0-0	9-1	.900	6-0	2-0	1-1	W2	0-0	0-0
Kentucky	0-0	.000	0-0	0-0	8-1	.889	6-0	0-1	2-0	W1	0-0	2-1
Oklahoma	0-0	.000	0-0	0-0	8-1	.889	4-0	3-0	1-1	W2	0-0	1-1
Texas	0-0	.000	0-0	0-0	8-1	.889	3-0	2-1	3-0	W1	1-1	1-1
Missouri	0-0	.000	0-0	0-0	9-3	.750	7-1	1-1	1-1	W4	0-0	0-0
Auburn	0-0	.000	0-0	0-0	7-3	.700	4-0	1-2	2-1	W2	0-0	0-1
Ole Miss	0-0	.000	0-0	0-0	6-3	.667	4-0	1-1	1-2	W1	0-2	0-2
Florida	0-0	.000	0-0	0-0	6-4	.600	5-1	1-1	0-2	W3	0-0	0-0
Arkansas	0-0	.000	0-0	0-0	6-5	.545	5-2	1-1	0-2	W2	0-1	0-1
Georgia	0-0	.000	0-0	0-0	5-5	.500	4-3	0-1	1-1	L2	0-0	0-0
Texas A&M	0-0	.000	0-0	0-0	5-5	.500	4-2	0-1	1-2	L1	0-0	0-2



0

DENIM DESHIELDS

JR. | G | 5-5 | ATLANTA, GA. | MCEACHERN HS | LA LUMIERE SCHOOL (PREP) | UAB



SCAN OR [CLICK HERE](#) FOR FULL BIO/STATISTICS

LAST FIVE GAMES

	GS	MIN	FG-FGA	FG%	3FG-3FGA	3FG%	FT-FTA	FT%	O-D-REB	PF	AST	TO	BLK	STL	PTS	+/-
vs. Belmont 12/14	*	25:13	2-6	33.3	1-3	33.3	2-2	100.0	1-3-4	1	1	4	0	0	7	0
at Chicago State 12/8	*	28:44	2-7	28.6	0-3	0.0	0-0	0.0	0-1-1	0	7	4	0	2	4	+39
at Georgia Tech 12/4	*	32:57	2-7	28.6	1-2	50.0	0-1	0.0	1-2-3	2	3	4	1	0	5	-6
vs. South Florida 11/29	*	31:53	0-5	0.0	0-2	0.0	4-6	66.7	0-1-1	3	5	3	0	0	4	+1
vs. Utah 11/28	*	20:49	1-3	33.3	1-3	33.3	3-3	100.0	0-2-2	4	6	4	0	2	6	+3

SEASON STATISTICS

Games Played	Minutes/game	Points/game	FG Pct	3FG Pct	FT Pct	Rebounds/game	Assists/game	Turnovers/game	Assist/Turnover ratio	Steals/game	Blocks/game
11	26.5	5.0	28.8	25.0	86.4	1.9	3.8	2.6	1.4	1.3	0.2

2024-25

- DeShields earned a season-best four rebounds in the Bulldogs' last matchup against Belmont (Dec. 14).
- DeShields, an Atlanta, Ga. native, added five points, three assists, three rebounds and a block in 33 minutes at Georgia Tech (Dec. 4).
- DeShields recorded 10 points, her first game of 10 or more points at Mississippi State, in addition to three rebounds and three assists in 25 minutes vs. Chattanooga (Nov. 17).
- DeShields has elite acceleration and a quick first step, boasting a blistering 1.52-second 10-yard acceleration split. She also has a 3.51-second 3/4-court sprint, 28" standing vertical, 5' 5.5" wingspan, 6' 10" standing reach and a 26.5" approach jump (running vertical).

CAREER

- Prior to 2024-25, DeShields started 61 of 63 games in two seasons at UAB from 2022-24. She was a two-time All-Conference selection over two different conference affiliations, Conference USA and American Athletic Conference. She was named to the 2023 Conference USA All-Freshman and 2024 American Athletic Conference All-Conference Third Team.
- DeShields led the AAC with 5.3 assists per game in 2023-24.
- DeShields averaged 13.4 points, 5.3 assists and 3.0 rebounds on 42.5 percent from the field (161-379) and 78.4 percent from the free-throw line (91-116) in 33.3 minutes per game at UAB in 2023-24. She set new career bests in her points, assists, rebounds and minutes averages, in addition to her field-goal and free-throw percentage.
- DeShields' 170 assists in 2023-24 were the fourth-best single-season total in UAB program history. She ranked top three in the conference in assists per game in each of her first two seasons.
- DeShields improved her points (13.0 to 13.4), assists (4.3 to 5.3), rebounds (2.9 to 3.0), minutes averages (30.0 to 33.3), field-goal (40.8 to 42.5) and free-throw percentage (69.4 to 79.4) from her freshman to her sophomore season.
- A Business Administration and Entrepreneurship major, DeShields has always had an entrepreneurial spirit. She grew up selling glitter paper doughnuts around the neighborhood for 25 cents and spent a summer in Chicago living with her sister and braiding hair at a salon. She still currently braids hair. After her playing career is completed, DeShields plans to explore opening her own business.
- DeShields comes from a very athletic family. Her mother, Tisha, was a 1991 NCAA Outdoor All-American in the heptathlon at Tennessee and is a member of the Delaware Track and Field Hall of Fame. Her father, Delino, was drafted out of high school with the 12th-overall pick in the first round of the 1987 MLB June Amateur Draft and played 13 seasons. Her brother, Delino Jr., was selected with the eighth-overall pick in the first round of the 2010 MLB June Amateur Draft by the Houston Astros. Her sister, Diamond, was an multi-time All-American and All-SEC selection at Tennessee after she transferred from North Carolina, where she was the 2014 National Freshman of the Year by multiple outlets, and eventually was the third-overall pick in the first round of the 2018 WNBA Draft by the Chicago Sky. She won 2021 WNBA Championship with the Sky and recently completed her seventh season, sixth active after she missed 2023 with injury, in the WNBA.

GAME-BY-GAME

Opponent	Date	GS	MIN	Total		3-Pointers		Free throws		Rebounds				PF	A	TO	BLK	STL	PTS	AVG
				FG-FGA	PCT	3FG-3FGA	PCT	FT-FTA	PCT	OFF	DEF	TOT	AVG							
Memphis	11/07/2024	*	27:59	3-5	.600	0-2	.000	3-3	1.000	0	1	1	1.0	2	2	1	0	2	9	9.0
Alcorn	11/10/2024	*	23:47	2-3	.667	1-1	1.000	0-0	.000	1	0	1	1.0	1	2	3	0	1	5	7.0
Alabama St.	11/13/2024	*	24:31	0-4	.000	0-2	.000	0-0	.000	2	0	2	1.3	0	4	1	0	2	0	4.7
Chattanooga	11/17/2024	*	25:06	2-8	.250	1-3	.333	5-5	1.000	1	2	3	1.8	2	3	2	1	1	10	6.0
Mercer	11/20/2024	*	23:47	1-2	.500	1-2	.500	0-0	.000	1	0	1	1.6	0	5	2	0	3	3	5.4
vs Jacksonville	11/24/2024	*	27:16	0-2	.000	0-1	.000	2-2	1.000	0	2	2	1.7	3	4	1	0	1	2	4.8
vs Utah	11/28/2024	*	20:49	1-3	.333	1-3	.333	3-3	1.000	0	2	2	1.7	4	6	4	0	2	6	5.0
vs South Fla.	11/29/2024	*	31:53	0-5	.000	0-2	.000	4-6	.667	0	1	1	1.6	3	5	3	0	0	4	4.9
at Georgia Tech	12/04/2024	*	32:57	2-7	.286	1-2	.500	0-1	.000	1	2	3	1.8	2	3	4	1	0	5	4.9
at Chicago St.	12/08/2024	*	28:44	2-7	.286	0-3	.000	0-0	.000	0	1	1	1.7	0	7	4	0	2	4	4.8
vs Belmont	12/14/2024	*	25:13	2-6	.333	1-3	.333	2-2	1.000	1	3	4	1.9	1	1	4	0	0	7	5.0
Totals		11	292:03	15-52	.288	6-24	.250	19-22	.864	7	14	21	1.9	18	42	29	2	14	55	5.0

CAREER

SEASON	TEAM	GP-GS	MIN/AVG	Field Goals		3-Point		F-Throws		Rebounds				Scoring						
				FG-FGA	FG%	3FG-3FGA	3FG%	FT-FTA	FT%	OFF	DEF	TOT	AVG	PF-FO	A	TO	BLK	STL	PTS	AVG
2022-23	UAB	31-30	930/30.0	146-358	.408	24-86	.279	86-124	.694	11	79	90	2.9	79-2	132	98	1	24	402	13.0
2023-24	UAB	32-31	1064/33.3	161-379	.425	15-71	.211	91-116	.784	16	80	96	3.0	71-1	170	119	3	39	428	13.4
2024-25	MS	11-11	292/26.5	15-52	.288	6-24	.250	19-22	.864	7	14	21	1.9	18-0	42	29	2	14	55	5.0
TOTAL FOR MS		11-11	292/26.5	15-52	.288	6-24	.250	19-22	.864	7	14	21	1.9	18-0	42	29	2	14	55	5.0
TOTAL		74-72	2287/30.9	322-789	.408	45-181	.249	196-262	.748	34	173	207	2.8	168-3	344	246	6	77	885	12.0

HIGHS
POINTS

Season..... 10, vs. Chattanooga, 11/17/24
SEC.....
Career..... 36, vs. FIU, 1/7/23*

REBOUNDS

Season..... 4 vs Belmont, 12/14/24
SEC.....
Career..... 7 (3x), last vs. UTSA, 1/21/24*

ASSISTS

Season..... 7, at Chicago State, 12/8/24
SEC.....
Career..... 11, at East Carolina 1/10/24*, at Charlotte 12/19/22*

BLOCKS

Season...1, at Georgia Tech, 12/4/24, vs. Chattanooga, 11/17/24
SEC.....
Career..... 1 (5x), last vs. Chattanooga, 11/17/24

STEALS

Season..... 3, vs. Mercer, 11/20/24
SEC.....
Career..... 5, at North Texas, 1/28/24*

FIELD GOALS MADE

Season..... 3, vs. Memphis, 11/7/24
SEC.....
Career..... 14, vs. FIU, 1/7/23*

FIELD GOALS ATTEMPTED

Season..... 8, vs. Chattanooga, 11/17/24
SEC.....
Career..... 27, vs. FIU, 1/7/23*

THREE-POINT FIELD GOALS MADE

Season..... 1 (6x), last vs Belmont, 12/14/24
SEC.....
Career..... 4, at Southern Miss. 3/20/24*, vs. Charlotte 3/4/23*

THREE-POINT FIELD GOALS ATTEMPTED

Season..... 3 (4x), last vs Belmont, 12/14/24
SEC.....
Career..... 7, at North Texas 1/28/24*, at UTSA 12/31/22*

FREE THROWS MADE

Season..... 5, vs. Chattanooga, 11/17/24
SEC.....
Career..... 13, vs. SMU, 1/14/24*

FREE THROWS ATTEMPTED

Season..... 6, vs. South Florida, 11/29/24
SEC.....
Career..... 14, vs. SMU, 1/14/24*

MINUTES

Season..... 33 (32:57), last at Georgia Tech, 12/4/24
SEC.....
Career..... 44 (43:50), at Wichita State, 1/25/24*
* AT UAB (2022-24)



1

DESTINEY MCPHAUL

R-JR. | G | 5-9 | PHILADELPHIA, PA. | WEST CATHOLIC HS | TEMPLE | NORTHWEST FLORIDA STATE COLLEGE



SCAN OR [CLICK HERE](#) FOR FULL BIO/STATISTICS

LAST FIVE GAMES

	GS	MIN	FG-FGA	FG%	3FG-3FGA	3FG%	FT-FTA	FT%	O-D-REB	PF	AST	TO	BLK	STL	PTS	+/-
vs. Belmont 12/14		22:08	4-4	1.000	0-0	0.0	5-6	.833	0-2-2	3	2	1	0	0	13	+5
at Chicago State 12/8																
at Georgia Tech 12/4																
vs. South Florida 11/29		15:02	1-4	25.0	0-0	0.0	1-2	50.0	0-0-0	1	1	0	0	1	3	+9
vs. Utah 11/28		20:05	0-2	0.0	0-1	0.0	0-0	0.0	0-2-2	2	3	3	0	1	0	+3

SEASON STATISTICS

Games Played	Minutes/game	Points/game	FG Pct	3FG Pct	FT Pct	Rebounds/game	Assists/game	Turnovers/game	Assist/Turnover ratio	Steals/game	Blocks/game
9	20.6	7.4	54.8	40.0	78.9	2.4	2.0	1.9	1.1	1.0	0.0

2024-25

- McPhaul turned in 13 of the 15 bench points in 22 minutes on 4-4 from the field and 5-6 from the free-throw line against Belmont (Dec. 14). After being fouled with 0.2 seconds remaining in the game, McPhaul knocked down three free throws to secure the win. The 13 points marked the third time this season she has scored in double-figures.
- McPhaul filled the stat sheet with six points, four assists and four rebounds in 27 minutes vs. Jacksonville (Nov. 24).
- Scored 10 or more points in consecutive games to open the season with 15 points on 5-6 from the field, 3-3 from three and 2-2 from the free throw line in 22 minutes vs. Alcorn State (Nov. 10) and 11 points in her NCAA and Mississippi State debut in the season opener vs. Memphis (Nov. 7).
- McPhaul was ranked as the top-guard and second-overall junior college prospect in the 2024 class by JUCO World Exposure.
- McPhaul has a 5' 11" wingspan, 7' 6" standing reach and a 25" approach jump (running vertical).

CAREER

- McPhaul was named a 2024 National Junior College Athletic Association (NJCAA) First Team All-American after she averaged 13.2 points, 4.8 assists and 3.0 rebounds in 31.7 minutes per game. Due to her success at the junior college level, McPhaul will have her jersey commemorated throughout the 2024-25 season at the Women's Basketball Hall of Fame in Knoxville, Tenn.
- McPhaul helped guide Northwest Florida State College to consecutive National Junior College Athletic Association (NJCAA) Championship game appearances.
- McPhaul improved her points average (12.0 to 14.4), field-goal (45.1 to 49.4), three-point (31.4 to 36.2) and free-throw percentage (66.4 to 82.3) from her freshman to her sophomore season, while she decreased her turnovers by 1.0 per game (2.9 to 1.9).
- McPhaul totaled 30 points on 10-20 from the field and 10-12 from the free-throw line in 44 minutes in the NJCAA Division I Championship game with Purcell in attendance. The four-game run over the NJCAA Division I tournament saw her average 25.5 points per game with three performances of 25 or more points.
- McPhaul's 475 points in 2023-24 were the fourth-best single-season total in Northwest Florida State College program history.
- McPhaul practiced and redshirted with Temple in 2021-22 due to previous NCAA Transfer rules after she previously signed to attend Virginia Tech before she decided to transfer to Northwest Florida State College.
- The passing of her grandmother, Marsha, in 2021 while she was at Temple is a big source of her motivation.

GAME-BY-GAME

Opponent	Date	GS	MIN	Total		3-Pointers		Free throws		Rebounds				PF	A	TO	BLK	STL	PTS	AVG
				FG-FGA	PCT	3FG-3FGA	PCT	FT-FTA	PCT	OFF	DEF	TOT	AVG							
Memphis	11/07/2024		21:25	4-7	.571	0-2	.000	3-5	.600	0	4	4	4.0	0	3	0	0	3	11	11.0
Alcorn	11/10/2024		22:15	5-6	.833	3-3	1.000	2-2	1.000	0	2	2	3.0	4	2	3	0	0	15	13.0
Alabama St.	11/13/2024		19:13	3-6	.500	1-3	.333	0-0	.000	0	3	3	3.0	0	0	6	0	3	7	11.0
Chattanooga	11/17/2024		14:54	1-3	.333	0-1	.000	2-2	1.000	0	1	1	2.5	2	1	1	0	0	4	9.3
Mercer	11/20/2024		24:15	3-6	.500	2-3	.667	0-0	.000	0	4	4	2.8	3	2	2	0	0	8	9.0
vs Jacksonville	11/24/2024		26:31	2-4	.500	0-2	.000	2-2	1.000	0	4	4	3.0	3	4	1	0	1	6	8.5
vs Utah	11/28/2024		20:05	0-2	.000	0-1	.000	0-0	.000	0	2	2	2.9	2	3	3	0	1	0	7.3
vs South Fla.	11/29/2024		15:02	1-4	.250	0-0	.000	1-2	.500	0	0	0	2.5	1	1	0	0	1	3	6.8
vs Belmont	12/14/2024		22:08	4-4	1.000	0-0	.000	5-6	.833	0	2	2	2.4	3	2	1	0	0	13	7.4
Totals		0	185:48	23-42	.548	6-15	.400	15-19	.789	0	22	22	2.4	18	18	17	0	9	67	7.4

CAREER

				Field Goals		3-Point		F-Throws		Rebounds									Scoring	
SEASON	TEAM	GP-GS	MIN/AVG	FG-FGA	FG%	3FG-3FGA	3FG%	FT-FTA	FT%	OFF	DEF	TOT	AVG	PF-FO	A	TO	BLK	STL	PTS	AVG
2024-25	MS	9-0	186/20.6	23-42	.548	6-15	.400	15-19	.789	0	22	22	2.4	18-0	18	17	0	9	67	7.4
TOTAL		9-0	186/20.6	23-42	.548	6-15	.400	15-19	.789	0	22	22	2.4	18-0	18	17	0	9	67	7.4

HIGHS
POINTS

Season.....15, vs. Alcorn State, 11/10/24
SEC.....
Career.....15, vs. Alcorn State, 11/10/24

REBOUNDS

Season.....4 (3x), last vs. Jacksonville 11/24/24
SEC.....
Career.....4 (3x), last vs. Jacksonville 11/24/24

ASSISTS

Season.....4, vs. Jacksonville, 11/24/24
SEC.....
Career.....4, vs. Jacksonville, 11/24/24

BLOCKS

Season.....
SEC.....
Career.....

STEALS

Season.....3, vs. Alabama State 11/13/24, vs. Memphis, 11/7/24
SEC.....
Career.....3, vs. Alabama State 11/13/24, vs. Memphis, 11/7/24

FIELD GOALS MADE

Season.....5, vs. Alcorn State, 11/10/24
SEC.....
Career.....5, vs. Alcorn State, 11/10/24

FIELD GOALS ATTEMPTED

Season.....7, vs. Memphis, 11/7/24
SEC.....
Career.....7, vs. Memphis, 11/7/24

THREE-POINT FIELD GOALS MADE

Season.....3, vs. Alcorn State, 11/10/24
SEC.....
Career.....3, vs. Alcorn State, 11/10/24

THREE-POINT FIELD GOALS ATTEMPTED

Season.....3 (3x), last vs. Mercer, 11/20/24
SEC.....
Career.....3 (3x), last vs. Mercer, 11/20/24

FREE THROWS MADE

Season.....5, vs. Belmont (12/14/24)
SEC.....
Career.....5, vs. Belmont (12/14/24)

FREE THROWS ATTEMPTED

Season.....6, vs. Belmont (12/14/24)
SEC.....
Career.....6, vs. Belmont (12/14/24)

MINUTES

Season.....27 (26:31), vs. Jacksonville, 11/24/24
SEC.....
Career.....27 (26:31), vs. Jacksonville, 11/24/24



2

JERKAILA JORDAN

GR. ^ | G | 5-10 | NEW ORLEANS, LA. | JOHN CURTIS HS | TULANE



SCAN OR [CLICK HERE](#) FOR FULL BIO/STATISTICS

LAST FIVE GAMES

	GS	MIN	FG-FGA	FG%	3FG-3FGA	3FG%	FT-FTA	FT%	O-D-REB	PF	AST	TO	BLK	STL	PTS	+/-
vs. Belmont 12/14	*	33:09	11-24	45.8	1-6	16.7	1-3	33.3	4-11-15	3	1	0	1	1	24	+12
at Chicago State 12/8	*	29:44	9-13	69.2	3-6	50.0	0-0	0.0	0-5-5	1	3	1	5	3	21	+55
at Georgia Tech 12/4	*	35:26	10-19	52.6	2-5	40.0	3-3	100.0	0-5-5	2	2	1	1	2	25	-2
vs. South Florida 11/29	*	34:03	8-19	42.1	0-5	0.0	4-4	100.0	2-4-6	2	2	3	1	0	20	+2
vs. Utah 11/28	*	39:20	3-12	25.0	0-4	0.0	3-6	50.0	0-2-2	2	3	3	0	1	9	0

SEASON STATISTICS

Games Played	Minutes/game	Points/game	FG Pct	3FG Pct	FT Pct	Rebounds/game	Assists/game	Turnovers/game	Assist/Turnover ratio	Steals/game	Blocks/game
11	29.1	15.0	42.9	22.0	71.4	7.5	2.6	1.2	2.2	1.4	0.9

2024-25

- Jordan finished with her 14th double-double of her career after recording a game-high 25 points and game-high and career-high 15 rebounds in 33 minutes against Belmont (Dec. 14). The 25 points marked the fourth-straight and 37th of her career with 20 or more points for Jordan.
- Jordan is averaging 22.5 points, 7.8 rebounds, 2.0 assists, 2.0 blocks and 0.8 steals on 50.7 percent from the field over the last four games.
- Jordan finished with 21 points, in addition to a career-high five blocks, three steals, five rebounds and three assists in 30 minutes at Chicago State (Dec. 8).
- Jordan recorded 25 points on 10-19 from the field with five rebounds, two assists and two steals in 35 minutes at Georgia Tech (Dec. 4).
- Jordan averaged 14.5 points and 4.5 rebounds to earn 2024 Cayman Classic All-Tournament Team honors (Nov. 28-29).
- Jordan made her 100th-career start at Mississippi State, one of 11 players in program history to hit the mark, against Alabama State (Nov. 13). Jordan was the only Bulldog to start all 35 games in 2023-24. She has started 108 games at Mississippi State and all 135 in her career.
- Jordan tied Assistant Coach Victoria Vivians for fourth in career steals at 218. She is tenth for career points at 1,521 (9th - Sharon Thompson, 1,526) and sixth with 148 threes made (5th - Blair Schaefer - 175) in Mississippi State program history.
- Jordan was named to the 2025 Preseason Coaches All-SEC Second Team for the second-straight season.
- An elite athlete, Jordan boasts a 26.7" standing vertical, 3.46-second 3/4-court sprint and a 1.59-second 10-yard acceleration split. She also has a 5' 9" wingspan, 7' 4" standing reach, 9' 6.5" approach height (running vertical height) and a 26.5" approach jump (running vertical).
- Jordan and Shakirah Edwards earned the 'Top Dawg' Award, which is awarded to the two players who reflects elite metrics in the weight room and conditioning sessions throughout the offseason. Jordan has won the award three times at Mississippi State.
- Jordan joined Debreasha Powe as the two student-athletes selected to represent Mississippi State at 2025 SEC Basketball Tipoff. It was her second-straight appearance at the event in Birmingham.

CAREER

- Jordan was named to the 2024 All-SEC Second Team after averaging 16.2 points, 5.9 rebounds, 2.4 assists and 2.1 steals on 44.5 percent from the field (213-479), 33.3 percent from three (40-120) and 79.1 percent from the free-throw line (102-129) in 30.8 minutes per game in 2023-24. Her points, rebounds, assists, steals, blocks and minutes totals in 2023-24 were all career highs.
- Jordan was the only player in the SEC to average at least 15.0 points, 5.0 rebounds, 2.0 assists and 2.0 steals per game in 2023-24. Her 16.2 points and 2.1 steals per game are each the fourth-best returning mark in the SEC in 2024-25.
- Jordan's 16.2 points per game in 2023-24 ranked 10th in the SEC, her 2.1 steals per game ranked sixth and her 568 total points were fourth.
- Jordan averaged 24.0 points, 4.0 rebounds, 4.0 assists, 2.5 steals and 2.0 blocks on 50.0 percent from the field (20-40) and 44.4 percent from three (4-9) against top-10 opponents in 2023-24. Jordan recorded a team-high plus/minus ratio of +303 in 2023-24.
- Jordan scored 10 or more points in 27 games, 20 or more in 11 and 30 or more in one in 2023-24.
- After basketball, Jordan is interested in a career in law enforcement and has shadowed the Starkville Police Department.

GAME-BY-GAME

Opponent	Date	GS	MIN	Total		3-Pointers		Free throws		Rebounds				PF	A	TO	BLK	STL	PTS	AVG
				FG-FGA	PCT	3FG-3FGA	PCT	FT-FTA	PCT	OFF	DEF	TOT	AVG							
Memphis	11/07/2024	*	18:22	1-11	.091	0-2	.000	0-0	.000	4	2	6	6.0	3	3	1	0	0	2	2.0
Alcorn	11/10/2024	*	27:46	7-18	.389	1-6	.167	5-6	.833	2	5	7	6.5	2	4	2	0	2	20	11.0
Alabama St.	11/13/2024	*	23:14	2-9	.222	0-5	.000	1-2	.500	3	5	8	7.0	1	2	1	0	1	5	9.0
Chattanooga	11/17/2024	*	32:39	5-10	.500	0-2	.000	2-2	1.000	0	8	8	7.3	1	2	0	1	2	12	9.8
Mercer	11/20/2024	*	23:31	6-12	.500	3-4	.750	0-0	.000	2	9	11	8.0	1	5	0	1	0	15	10.8
vs Jacksonville	11/24/2024	*	23:16	5-9	.556	1-5	.200	1-2	.500	1	9	10	8.3	2	2	1	0	3	12	11.0
vs Utah	11/28/2024	*	39:20	3-12	.250	0-4	.000	3-6	.500	0	2	2	7.4	2	3	3	0	1	9	10.7
vs South Fla.	11/29/2024	*	34:03	8-19	.421	0-5	.000	4-4	1.000	2	4	6	7.3	2	2	3	1	0	20	11.9
at Georgia Tech	12/04/2024	*	35:26	10-19	.526	2-5	.400	3-3	1.000	0	5	5	7.0	2	2	1	1	2	25	13.3
at Chicago St.	12/08/2024	*	29:44	9-13	.692	3-6	.500	0-0	.000	0	5	5	6.8	1	3	1	5	3	21	14.1
vs Belmont	12/14/2024	*	33:09	11-24	.458	1-6	.167	1-3	.333	4	11	15	7.5	3	1	0	1	1	24	15.0
Totals		11	320:30	67-156	.429	11-50	.220	20-28	.714	18	65	83	7.5	20	29	13	10	15	165	15.0

CAREER

SEASON	TEAM	GP-GS	MIN/AVG	Field Goals		3-Point		F-Throws		Rebounds				PF-FO		TO	BLK	STL	Scoring	
				FG-FGA	FG%	3FG-3FGA	3FG%	FT-FTA	FT%	OFF	DEF	TOT	AVG	PF	A				PTS	AVG
2020-21	Tulane	27-27	837/31.0	168-352	.477	33-90	.367	81-114	.711	32	74	106	3.9	59-0	68	91	18	61	450	16.7
2021-22	MS	29-29	888/30.6	152-338	.450	48-125	.384	43-64	.672	46	116	162	5.6	61-0	31	36	24	57	395	13.6
2022-23	MS	33-33	907/27.5	144-330	.436	49-122	.402	56-80	.700	52	118	170	5.2	72-0	64	65	23	72	393	11.9
2023-24	MS	35-35	1077/30.8	213-479	.445	40-120	.333	102-129	.791	57	148	205	5.9	76-3	84	79	24	74	568	16.2
2024-25	MS	11-11	320/29.1	67-156	.429	11-50	.220	20-28	.714	18	65	83	7.5	20-0	29	13	10	15	165	15.0
TOTAL FOR MS		108-108	3193/29.6	576-1303	.442	148-417	.355	221-301	.734	173	447	620	5.7	229-3	208	193	81	218	1521	14.1
TOTAL		135-135	4030/29.9	744-1655	.450	181-507	.357	302-415	.728	205	521	726	5.4	288-3	276	284	99	279	1971	14.6

HIGHS
POINTS

Season.....25, at Georgia Tech, 12/4/24
SEC.....25, at South Carolina, 1/7/24
Career.....36, at Penn State, 3/28/24

REBOUNDS

Season.....15, vs. Belmont (12/14/24)
SEC.....12, at Florida, 1/22/24, vs. Auburn, 1/19/23
Career.....15, vs. Belmont (12/14/24)

ASSISTS

Season.....5, vs. Mercer, 11/20/24
SEC.....5, vs. Vanderbilt, 1/4/24, vs. Auburn, 1/19/23
Career.....6, at Colorado State, 12/20/23

BLOCKS

Season.....5, at Chicago State, 12/8/24
SEC.....4, vs. Georgia, 2/8/24
Career.....5, at Chicago State, 12/8/24

STEALS

Season 3, at Chicago State, 12/8/24, vs. Jacksonville, 11/24/24
SEC.....6, vs. Vanderbilt, 1/4/24
Career.....7, vs. Texas A&M Commerce, 12/11/22

FIELD GOALS MADE

Season.....11, vs. Belmont (12/14/24)
SEC.....11, at South Carolina, 1/7/24
Career.....13, at Memphis, 2/23/21*

FIELD GOALS ATTEMPTED

Season.....24, vs. Belmont (12/14/24)
SEC.....23, at South Carolina, 1/7/24
Career.....27, at Penn State, 3/28/24

THREE-POINT FIELD GOALS MADE

Season.....3, at Chicago State, 12/8/24, vs. Mercer, 11/20/24
SEC.....4 (4x), Last vs. Alabama, 2/19/23
Career.....6, vs. Alcorn State, 11/14/21

THREE-POINT FIELD GOALS ATTEMPTED

Season.....6, (3x) Last vs. Belmont (12/14/24)
SEC.....9, at Missouri, 2/16/23, vs. Kentucky, 2/15/22
Career.....10, vs. Troy, 12/18/21, vs. Alcorn State, 11/14/21

FREE THROWS MADE

Season.....5, vs. Alcorn State, 11/10/24
SEC.....6, at Florida 1/22/24, vs. Tennessee 2/6/23
Career.....10, at Penn State, 3/28/24

FREE THROWS ATTEMPTED

Season.....6, vs. Utah, 11/28/24, vs. Alcorn State, 11/10/24
SEC.....10, vs. Tennessee, 2/6/23
Career.....13, at Penn State, 3/28/24

MINUTES

Season.....39 (39:20), vs. Utah, 11/28/24
SEC.....40, (39:57) at Ole Miss, 2/18/24
Career.....40, (39:57) at Ole Miss, 2/18/24
* AT TULANE (2020-21)



3 TERREN WARD

GR. ^ | G/F | 5-11 | JESUP, GA. | WAYNE COUNTY HS | GEORGIA SOUTHERN



SCAN OR [CLICK HERE](#) FOR FULL BIO/STATISTICS

LAST FIVE GAMES

	GS	MIN	FG-FGA	FG%	3FG-3FGA	3FG%	FT-FTA	FT%	O-D-REB	PF	AST	TO	BLK	STL	PTS	+/-
vs. Belmont 12/14		1:05	0-0	0.0	0-0	0.0	0-0	0.0	0-0-0	0	0	0	0	0	0	-6
at Chicago State 12/8																
at Georgia Tech 12/4																
vs. South Florida 11/29		2:39	0-0	0.0	0-0	0.0	0-0	0.0	0-0-0	0	0	0	0	0	0	-2
vs. Utah 11/28		2:16	0-0	0.0	0-0	0.0	0-0	0.0	0-0-0	1	0	1	0	0	0	-1

SEASON STATISTICS

Games Played	Minutes/game	Points/game	FG Pct	3FG Pct	FT Pct	Rebounds/game	Assists/game	Turnovers/game	Assist/Turnover ratio	Steals/game	Blocks/game
8	7.1	3.4	25.0	27.3	87.5	2.5	0.1	0.5	0.3	0.1	0.4

2024-25

- Ward added nine points behind a 7-8 performance from the free-throw line, in addition to seven rebounds and a steal in 10 minutes vs. Jacksonville (Nov. 24).
- Ward posted 14 points on 3-5 from the field, 3-4 from three and 5-6 from the free-throw line, in addition to eight rebounds and a block in 14 minutes vs. Alabama State (Nov. 13).
- Ward has a 6' 0" wingspan and 7' 9" standing reach.
- Ward was rated one of the top transfer portal prospects in the 2024 class by ESPN (Charlie Creme).

CAREER

- Prior to 2024-25, Ward played in 106 games with 69 starts over four seasons under Head Coach Anita Howard at Georgia Southern from 2020-24, who is now on staff at Mississippi State as an Assistant Coach/Recruiting Coordinator.
- Ward averaged 22.0 points, 9.1 rebounds, 1.9 assists, 1.8 steals in 29.9 minutes per game at Georgia Southern in 2023-24. Her 22.0 points per game ranked 11th nationally.
- Ward was a 2024 and 2023 Sun Belt All-Conference First Team and a 2022 Sun Belt All-Conference Second Team selection. Ward became one of five players in Georgia Southern program history and the first since 2001 to earn three All-Sun Belt Conference selections. She was also named 2021 Sun Belt Conference Freshman of the Year.
- Ward ranked in the top 10 in the Sun Belt in 15 different statistical categories in 2023-24, including ranking second with both 22.0 points per game and 9.1 rebounds per game.
- Ward finished third in program history with 1,749 points and fifth with 802 rebounds at Georgia Southern.
- Ward's 16 double-doubles at Georgia Southern in 2023-24 tied for 24th nationally. She posted 34 career double-doubles, including 27 over her final two seasons, at Georgia Southern.
- Ward recorded a career-high 40 points on 14-21 from the field, 6-10 from three and 6-7 from the free-throw line, in addition to six rebounds and two assists in 34 minutes vs. Arkansas State (Dec. 31, 2022), which marked only the fifth game of 40 or more points in Georgia Southern program history.

GAME-BY-GAME

Opponent	Date	GS	MIN	Total		3-Pointers		Free throws		Rebounds				PF	A	TO	BLK	STL	PTS	AVG
				FG-FGA	PCT	3FG-3FGA	PCT	FT-FTA	PCT	OFF	DEF	TOT	AVG							
Memphis	11/07/2024		04:17	0-1	.000	0-0	.000	0-0	.000	1	0	1	1.0	0	0	1	0	0	0	0.0
Alabama St.	11/13/2024		14:16	3-5	.600	3-4	.750	5-6	.833	1	7	8	4.5	0	1	0	1	0	14	7.0
Chattanooga	11/17/2024		08:43	0-3	.000	0-2	.000	0-0	.000	0	1	1	3.3	0	0	0	1	0	0	4.7
Mercer	11/20/2024		13:07	1-4	.250	0-2	.000	2-2	1.000	0	3	3	3.3	1	0	0	1	0	4	4.5
vs Jacksonville	11/24/2024		10:18	1-7	.143	0-3	.000	7-8	.875	2	5	7	4.0	2	0	2	0	1	9	5.4
vs Utah	11/28/2024		02:16	0-0	.000	0-0	.000	0-0	.000	0	0	0	3.3	1	0	1	0	0	0	4.5
vs South Fla.	11/29/2024		02:39	0-0	.000	0-0	.000	0-0	.000	0	0	0	2.9	0	0	0	0	0	0	3.9
vs Belmont	12/14/2024		01:05	0-0	.000	0-0	.000	0-0	.000	0	0	0	2.5	0	0	0	0	0	0	3.4
Totals			0 56:41	5-20	.250	3-11	.273	14-16	.875	4	16	20	2.5	4	1	4	3	1	27	3.4

CAREER

SEASON	TEAM	GP-GS	MIN/AVG	Field Goals		3-Point		F-Throws		Rebounds				Scoring						
				FG-FGA	FG%	3FG-3FGA	3FG%	FT-FTA	FT%	OFF	DEF	TOT	AVG	PF-FO	A	TO	BLK	STL	PTS	AVG
2020-21	GS	22-2	311/14.1	55-121	.455	12-24	.500	51-61	.836	38	63	101	4.6	38-0	23	33	4	24	173	7.9
2021-22	GS	24-11	635/26.4	128-317	.404	34-94	.362	76-104	.731	44	139	183	7.6	51-0	50	68	15	47	366	15.3
2022-23	GS	31-27	871/28.1	199-474	.420	60-162	.370	115-155	.742	78	175	253	8.2	98-4	61	86	20	62	573	18.5
2023-24	GS	29-29	866/29.9	230-581	.396	60-183	.328	117-147	.796	88	177	265	9.1	100-6	54	95	21	52	637	22.0
2024-25	MS	8-0	57/7.1	5-20	.250	3-11	.273	14-16	.875	4	16	20	2.5	4-0	1	4	3	1	27	3.4
TOTAL FOR MS		8-0	57/7.1	5-20	.250	3-11	.273	14-16	.875	4	16	20	2.5	4-0	1	4	3	1	27	3.4
TOTAL		114-69	2740/24.0	617-1513	.408	169-474	.357	373-483	.772	252	570	822	7.2	291-10	189	286	63	186	1776	15.6

HIGHS

POINTS
Season..... 14, vs. Alabama State, 11/13/24
SEC.....
Career..... 40, vs. Arkansas St., 12/31/22*

REBOUNDS

Season..... 8, vs. Alabama State, 11/13/24
SEC.....
Career..... 17, vs. South Alabama, 1/29/22*

ASSISTS

Season..... 1, vs. Alabama State, 11/13/24
SEC.....
Career..... 7, vs. App. State, 1/14/23*

BLOCKS

Season..... 1 (3x), last vs. Mercer, 11/20/24
SEC.....
Career..... 4, at App. State, 2/11/23*

STEALS

Season..... 1, vs. Jacksonville, 11/24/24
SEC.....
Career..... 7, vs. Texas State, 1/13/22*

FIELD GOALS MADE

Season..... 3, vs. Alabama State, 11/13/24
SEC.....
Career..... 14, vs. Arkansas State, 12/31/22*

FIELD GOALS ATTEMPTED

Season..... 7, vs. Jacksonville, 11/24/24
SEC.....
Career..... 30, at NIU, 2/10/24*

THREE-POINT FIELD GOALS MADE

Season..... 3, vs. Alabama State, 11/13/24
SEC.....
Career 6, vs. Arkansas State, 12/31/22*, at Longwood, 12/22/23*

THREE-POINT FIELD GOALS ATTEMPTED

Season..... 4, vs. Alabama State, 11/13/24
SEC.....
Career..... 13, at NIU, 2/10/24*

FREE THROWS MADE

Season..... 7, vs. Jacksonville, 11/24/24
SEC.....
Career..... 12, vs. Hampton, 12/19/23*

FREE THROWS ATTEMPTED

Season..... 8, vs. Jacksonville, 11/24/24
SEC.....
Career..... 16, vs. Hampton, 12/19/23*

MINUTES

Season..... 14 (14:16), vs. Alabama State, 11/13/24
SEC.....
Career..... 39 (39:03), vs. Coastal Carolina, 2/24/24*
* AT GEORGIA SOUTHERN (2020-24)



4

ENIYA RUSSELL

GR.^ | G/F | 6-0 | BALTIMORE, MD. | SAINT VINCENT PALLOTTI HS | SOUTH CAROLINA | KENTUCKY



SCAN OR [CLICK HERE](#) FOR FULL BIO/STATISTICS

LAST FIVE GAMES

	GS	MIN	FG-FGA	FG%	3FG-3FGA	3FG%	FT-FTA	FT%	O-D-REB	PF	AST	TO	BLK	STL	PTS	+/-
vs. Belmont 12/14	*	29:27	5-11	45.5	0-2	0.0	1-6	16.7	1-2-3	3	3	2	0	0	11	+11
at Chicago State 12/8	*	25:50	6-12	50.0	3-7	42.9	2-2	100.0	0-5-5	2	5	5	1	1	17	+54
at Georgia Tech 12/4	*	30:10	8-15	53.3	1-5	20.0	1-2	50.0	1-8-9	3	9	7	0	0	18	+9
vs. South Florida 11/29	*	30:09	5-11	45.5	0-2	0.0	0-0	0.0	0-7-7	2	3	1	0	0	10	+8
vs. Utah 11/28	*	31:26	6-12	50.0	1-3	33.3	0-0	0.0	1-3-4	1	4	1	1	0	13	+2

SEASON STATISTICS

Games Played	Minutes/game	Points/game	FG Pct	3FG Pct	FT Pct	Rebounds/game	Assists/game	Turnovers/game	Assist/Turnover ratio	Steals/game	Blocks/game
11	27.5	14.4	51.2	30.2	61.3	5.3	4.4	3.2	1.4	0.6	0.3

2024-25

- Russell has scored 10 or more points in nine of 11 games at Mississippi State. She is currently averaging 14.4 points and 4.4 assists per game. She tallied 48 assists this season, which is now the best season total for her career (47 at Kentucky in 2023-24).
- Russell turned in 17 points on 6-12 from the field and 3-7 from three with five assists, five rebounds, a block and a steal in 26 minutes at Chicago State (Dec. 8).
- Russell neared a triple-double with 18 points on 8-15 from the field, 15 of which came in the first half, in addition a career-high nine assists and nine rebounds in 30 minutes at Georgia Tech (Dec. 4).
- Russell set her single-game career highs in points, rebounds, assists, threes made, three attempted and steals at Mississippi State.
- Russell posted a career-high 10 rebounds vs. Alcorn State (Nov. 10).
- Russell exploded for a career-high 26 points, her fifth-career game with 20 or more points, on 10-15 from the field, 4-8 from three and 2-3 from the free-throw line in 25 minutes in the season opener against Memphis (Nov. 7). It marked the most points in a Mississippi State debut since at least 1983-94, per the records available. The four threes made and eight attempted also marked career highs.
- Russell has a 6' 3" wingspan, 7' 10.5" standing reach, 10' 2" approach height (running vertical height) and a 27.5" approach jump (running vertical).
- Twice recruited by Coach Purcell prior to Mississippi State, Russell was rated the No. 24 transfer portal prospect in the 2024 class by ESPN (Charlie Creme).

CAREER

- Prior to 2024-25, Russell played in 104 games with two starts over four seasons at South Carolina and most recently Kentucky from 2020-24. She has started all 10 games at Mississippi State.
- Russell posted 14.5 points, 4.0 rebounds, 2.0 steals and 2.5 steals on 44.0 percent from the field in two games against Mississippi State while at Kentucky in 2023-24.
- Russell played in 55 games with her two starts in two seasons at Kentucky from 2022-24. She played in 49 games in two seasons at South Carolina from 2020-22.
- Russell played in 32 games with two starts at Kentucky in 2023-24. She averaged 10.1 points, 3.6 rebounds and 1.5 assists in 20.7 minutes per game. Her points, rebounds, assists, minutes, steals averages and free-throw percentage were all career highs.
- Russell appeared in six NCAA Tournament games and won a 2022 NCAA National Championship with South Carolina (April 3, 2022).
- Russell was a 2020 McDonald's All-American, ranked a five-star and the No. 43 overall recruit in the 2020 class by espnW HoopGurlz.
- Russell runs a youth camp to give back to inner city kids in her hometown of Baltimore, Md. during the offseason. She was the last player to leave the court, signing autographs for over an hour after the game for kids in attendance at Mississippi State's Education Day game (Nov. 13.).

GAME-BY-GAME

Opponent	Date	GS	MIN	Total		3-Pointers		Free throws		Rebounds				PF	A	TO	BLK	STL	PTS	AVG
				FG-FGA	PCT	3FG-3FGA	PCT	FT-FTA	PCT	OFF	DEF	TOT	AVG							
Memphis	11/07/2024	*	24:52	10-15	.667	4-8	.500	2-3	.667	1	2	3	3.0	1	1	3	0	0	26	26.0
Alcorn	11/10/2024	*	27:48	3-6	.500	0-2	.000	2-4	.500	0	10	10	6.5	4	2	5	0	1	8	17.0
Alabama St.	11/13/2024	*	25:44	5-9	.556	2-4	.500	4-5	.800	1	0	1	4.7	1	8	2	0	1	16	16.7
Chattanooga	11/17/2024	*	31:09	7-13	.538	1-5	.200	4-5	.800	1	6	7	5.3	1	4	4	0	1	19	17.3
Mercer	11/20/2024	*	23:17	3-9	.333	1-2	.500	1-2	.500	1	5	6	5.4	2	6	2	0	3	8	15.4
vs Jacksonville	11/24/2024	*	22:14	5-10	.500	0-3	.000	2-2	1.000	0	3	3	5.0	3	3	3	1	0	12	14.8
vs Utah	11/28/2024	*	31:26	6-12	.500	1-3	.333	0-0	.000	1	3	4	4.9	1	4	1	1	0	13	14.6
vs South Fla.	11/29/2024	*	30:09	5-11	.455	0-2	.000	0-0	.000	0	7	7	5.1	2	3	1	0	0	10	14.0
at Georgia Tech	12/04/2024	*	30:10	8-15	.533	1-5	.200	1-2	.500	1	8	9	5.6	3	9	7	0	0	18	14.4
at Chicago St.	12/08/2024	*	25:50	6-12	.500	3-7	.429	2-2	1.000	0	5	5	5.5	2	5	5	1	1	17	14.7
vs Belmont	12/14/2024	*	29:27	5-11	.455	0-2	.000	1-6	.167	1	2	3	5.3	3	3	2	0	0	11	14.4
Totals		11	302:06	63-123	.512	13-43	.302	19-31	.613	7	51	58	5.3	23	48	35	3	7	158	14.4

CAREER

				Field Goals		3-Point		F-Throws		Rebounds				Scoring						
SEASON	TEAM	GP-GS	MIN/AVG	FG-FGA	FG%	3FG-3FGA	3FG%	FT-FTA	FT%	OFF	DEF	TOT	AVG	PF-FO	A	TO	BLK	STL	PTS	AVG
2020-21	SC	26-0	168/6.5	22-66	.333	4-20	.200	21-35	.600	3	21	24	0.9	21-0	7	15	3	8	69	2.7
2021-22	SC	23-0	177/7.7	19-45	.422	5-12	.417	10-17	.588	5	25	30	1.3	18-0	19	16	2	4	53	2.3
2022-23	UK	23-0	256/11.1	30-87	.345	6-22	.273	20-35	.571	12	23	35	1.5	28-1	23	34	6	9	86	3.7
2023-24	UK	32-2	661/20.7	124-301	.412	9-42	.214	66-96	.688	34	80	114	3.6	73-0	47	73	18	23	323	10.1
2024-25	MS	11-11	302/27.5	63-123	.512	13-43	.302	19-31	.613	7	51	58	5.3	23-0	48	35	3	7	158	14.4
TOTAL FOR MS		11-11	302/27.5	63-123	.512	13-43	.302	19-31	.613	7	51	58	5.3	23-0	48	35	3	7	158	14.4
TOTAL		115-13	1565/13.6	258-622	.415	37-139	.266	136-214	.636	61	200	261	2.3	163-1	144	173	32	51	689	6.0

HIGHS

POINTS

Season.....26, vs. Memphis, 11/7/24
SEC.....24, vs. Florida, 2/18/24*
Career.....26, vs. Memphis, 11/7/24

REBOUNDS

Season.....10, vs. Alcorn State, 11/10/24
SEC.....7 (3x), last at Mississippi State, 2/22/24*
Career.....10, vs. Alcorn State, 11/10/24

ASSISTS

Season.....9, at Georgia Tech, 12/4/24
SEC.....4, vs. Alabama, 2/9/23*
Career.....9, at Georgia Tech, 12/4/24

BLOCKS

Season.....1 (3x), last at Chicago State, 12/8/24
SEC..2, vs. Mississippi State, 2/1/24*, vs. Texas A&M, 2/11/24*
Career.....2 (3x), last vs. Texas A&M, 2/11/24*

STEALS

Season.....3, vs. Mercer, 11/20/24
SEC.....3, at Mississippi State, 2/22/24*
Career...3, vs. Mercer, 11/20/24, at Mississippi State, 2/22/24*

FIELD GOALS MADE

Season.....10, vs. Memphis, 11/7/24
SEC.....8 (3x), last vs. Florida, 2/18/24*
Career.....10, vs. Memphis, 11/7/24

FIELD GOALS ATTEMPTED

Season.....15, at Georgia Tech, 12/4/24, vs. Memphis, 11/7/24
SEC.....17, vs. Tennessee, 3/7/24*, vs. Missouri, 1/21/24*
Career.....17, vs. Tennessee, 3/7/24*, vs. Missouri, 1/21/24*

THREE-POINT FIELD GOALS MADE

Season.....4, vs. Memphis, 11/7/24
SEC.....2, vs. Georgia, 3/6/24*, vs. Alabama, 3/2/23*
Career.....4, vs. Memphis, 11/7/24

THREE-POINT FIELD GOALS ATTEMPTED

Season.....8, vs. Memphis, 11/7/24
SEC.....4, vs. Tennessee 3/7/24*, vs. Georgia, 3/6/24*
Career.....8, vs. Memphis, 11/7/24

FREE THROWS MADE

Season...4, vs. Chattanooga, 11/17/24, vs. Alabama State, 11/13/24
SEC.....7, vs. Florida, 2/18/24*
Career...7, vs. Florida 2/18/24*, vs. Boston College, 11/30/23*

FREE THROWS ATTEMPTED

Season.....6, vs. Belmont, 12/14/24
SEC.....10, vs. Florida, 2/18/24*
Career.....10, vs. Florida, 2/18/24*

MINUTES

Season31 (31:26), vs. Utah, 11/28/24, (31:09), vs. Chattanooga, 11/17/24
SEC.....29 (28:48), vs. Mississippi State, 2/1/24*
Career.....35 (35:29), vs. Minnesota, 12/6/23*
* AT KENTUCKY (2022-24), ! AT SOUTH CAROLINA (2020-22)



5

CHANDLER PRATER

GR. | G/F | 5-10 | KANSAS CITY, MO. | NORTH KANSAS CITY HS | KANSAS | OKLAHOMA STATE



SCAN OR [CLICK HERE](#) FOR FULL BIO/STATISTICS

LAST FIVE GAMES

	GS	MIN	FG-FGA	FG%	3FG-3FGA	3FG%	FT-FTA	FT%	O-D-REB	PF	AST	TO	BLK	STL	PTS	+/-
vs. Belmont 12/14		19:37	0-2	0.0	0-1	0.0	0-0	0.0	0-1-1	2	0	2	0	0	0	-18
at Chicago State 12/8		23:23	5-9	55.6	4-5	80.0	0-0	0.0	1-4-5	2	4	2	1	0	14	+30
at Georgia Tech 12/4		24:51	5-5	100.0	0-0	0.0	0-0	0.0	0-6-6	2	3	1	0	0	10	-6
vs. South Florida 11/29		12:55	0-1	0.0	0-0	0.0	0-0	0.0	0-2-2	2	0	1	0	2	0	+1
vs. Utah 11/28		11:60	1-3	33.3	1-1	100.0	1-2	50.0	1-5-6	3	0	3	0	1	4	+6

SEASON STATISTICS

Games Played	Minutes/game	Points/game	FG Pct	3FG Pct	FT Pct	Rebounds/game	Assists/game	Turnovers/game	Assist/Turnover ratio	Steals/game	Blocks/game
11	17.0	4.5	42.9	41.2	66.7	4.2	1.5	1.8	0.8	0.6	0.3

2024-25

- Prater recorded back-to-back outings with 10 or more points after 14 points on 5-9 from the field and 4-5 from three in 23 minutes at Chicago State (Dec. 8). It marked the 33rd game of her career with 10 or more points and her second at Mississippi State. Prater also turned in 10 points on 5-5 from the field, in addition to six rebounds and three assists in 25 minutes at Georgia Tech (Dec. 4).
- Prater knocked down a career-high four threes at Chicago State (Dec. 8).
- Prater is labeled one of the glue pieces on the team by Head Coach Sam Purcell due to her ability to play and guard multiple positions.
- In her first game back from injury, Prater recorded a near double-double with nine points and nine rebounds in 16 minutes in the season opener vs. Memphis (Nov. 7). She praised Strength and Conditioning Coach Kaiti Jones and Athletic Trainer Taylor Pitts for their part in her recovery process in postgame media.
- Prater rehabbed a season-ending injury throughout the offseason that she suffered five games into 2023-24 at Oklahoma State.
- Prater has a 6' 1" wingspan and 7' 7" standing reach.

CAREER

- Prater averaged 8.0 points, 6.0 rebounds, 2.0 assists and 1.4 steals on 42.5 percent from the field (17-40), 20.0 percent from three (1-5) and 83.3 percent from the free-throw line (5-6) in 21.0 minutes per game in five games at Oklahoma State before suffering a season-ending injury in 2023-24.
- Prater played in 35 games with 33 starts, started 24 of the final 25 games of the season, at Kansas in 2022-23. She helped lead Kansas to a 2023 WNIT Title and started all six tournament games. She averaged 9.5 points, 6.0 rebounds, 2.5 assists on 40.6 percent from the field (125-308) and 78.9 percent from the free-throw line (71-90) at Kansas in 2022-23.
- Prater played in 86 games with all 36 career starts in four seasons at Kansas from 2019-23. She redshirted for the 2019-20 season.
- Prater is known for being the chef on the team and routinely organizes team meals together.
- Prater hosts a youth basketball camp back in her hometown of Kansas City, Mo. during the offseason.

GAME-BY-GAME

Opponent	Date	GS	MIN	Total		3-Pointers		Free throws		Rebounds				PF	A	TO	BLK	STL	PTS	AVG
				FG-FGA	PCT	3FG-3FGA	PCT	FT-FTA	PCT	OFF	DEF	TOT	AVG							
Memphis	11/07/2024		16:22	3-7	.429	0-1	.000	3-3	1.000	3	6	9	9.0	5	1	2	1	1	9	9.0
Alcorn	11/10/2024		18:05	2-5	.400	1-2	.500	0-0	.000	1	6	7	8.0	0	0	2	0	2	5	7.0
Alabama St.	11/13/2024		12:37	1-2	.500	1-2	.500	0-0	.000	0	1	1	5.7	1	2	0	0	0	3	5.7
Chattanooga	11/17/2024		15:45	0-3	.000	0-3	.000	0-0	.000	0	3	3	5.0	1	2	1	0	0	0	4.3
Mercer	11/20/2024		17:27	1-3	.333	0-2	.000	1-2	.500	0	3	3	4.6	1	3	4	0	1	3	4.0
vs Jacksonville	11/24/2024		13:38	0-2	.000	0-0	.000	1-2	.500	3	0	3	4.3	1	1	2	1	0	1	3.5
vs Utah	11/28/2024		11:60	1-3	.333	1-1	1.000	1-2	.500	1	5	6	4.6	3	0	3	0	1	4	3.6
vs South Fla.	11/29/2024		12:55	0-1	.000	0-0	.000	0-0	.000	0	2	2	4.3	2	0	1	0	2	0	3.1
at Georgia Tech	12/04/2024		24:51	5-5	1.000	0-0	.000	0-0	.000	0	6	6	4.4	2	3	1	0	0	10	3.9
at Chicago St.	12/08/2024		23:23	5-9	.556	4-5	.800	0-0	.000	1	4	5	4.5	2	4	2	1	0	14	4.9
vs Belmont	12/14/2024		19:37	0-2	.000	0-1	.000	0-0	.000	0	1	1	4.2	2	0	2	0	0	0	4.5
Totals		0	186:40	18-42	.429	7-17	.412	6-9	.667	9	37	46	4.2	20	16	20	3	7	49	4.5

CAREER

				Field Goals		3-Point		F-Throws		Rebounds								Scoring			
SEASON	TEAM	GP-GS	MIN/AVG	FG-FGA	FG%	3FG-3FGA	3FG%	FT-FTA	FT%	OFF	DEF	TOT	AVG	PF-FO	A	TO	BLK	STL	PTS	AVG	
2020-21	KU	20-0	257/12.9	29-77	.377	4-16	.250	10-15	.667	15	33	48	2.4	48-4	16	20	2	15	72	3.6	
2021-22	KU	31-3	598/19.3	77-175	.440	9-39	.231	58-71	.817	23	107	130	4.2	63-0	43	57	9	26	221	7.1	
2022-23	KU	35-33	997/28.5	125-308	.406	13-47	.277	71-90	.789	63	146	209	6.0	105-5	89	100	23	60	334	9.5	
2023-24	OSU	5-0	105/21.0	17-40	.425	1-5	.200	5-6	.833	9	21	30	6.0	12-1	10	15	3	7	40	8.0	
2024-25	MS	11-0	187/17.0	18-42	.429	7-17	.412	6-9	.667	9	37	46	4.2	20-1	16	20	3	7	49	4.5	
TOTAL FOR MS		11-0	187/17.0	18-42	.429	7-17	.412	6-9	.667	9	37	46	4.2	20-1	16	20	3	7	49	4.5	
TOTAL		102-36	2144/21.0	266-642	.414	34-124	.274	150-191	.785	119	344	463	4.5	248-11	174	212	40	115	716	7.0	

HIGHS
POINTS

Season.....14, at Chicago State, 12/8/24
SEC.....
Career.....24, at TCU, 3/4/23!

REBOUNDS

Season.....9, vs. Memphis, 11/7/24
SEC.....
Career.....16, vs. Nebraska, 3/23/23!

ASSISTS

Season.....4, at Chicago State, 12/8/24
SEC.....
Career.....6 (3x), last vs. Western Kentucky, 3/17/23!

BLOCKS

Season.....1 (3x), last at Chicago State, 12/8/24
SEC.....
Career.....5, vs. UT Arlington, 11/16/22!

STEALS

Season..2, vs. South Florida, 11/29/24, vs. Alcorn State, 11/10/24
SEC.....
Career.....5, vs. New Orleans, 11/8/23!

FIELD GOALS MADE

Season...5, at Chicago State, 12/8/24, at Georgia Tech, 12/4/24
SEC.....
Career.....10, at TCU, 3/4/23!

FIELD GOALS ATTEMPTED

Season.....9, at Chicago State, 12/8/24
SEC.....
Career.....19, vs. TCU, 3/9/23!

THREE-POINT FIELD GOALS MADE

Season.....4, at Chicago State, 12/8/24
SEC.....
Career.....4, at Chicago State, 12/8/24

THREE-POINT FIELD GOALS ATTEMPTED

Season.....5, at Chicago State, 12/8/24
SEC.....
Career.....5, at Chicago State, 12/8/24

FREE THROWS MADE

Season.....3, vs. Memphis, 11/7/24
SEC.....
Career.....13, at Arizona, 12/8/22!

FREE THROWS ATTEMPTED

Season.....3, vs. Memphis, 11/7/24
SEC.....
Career.....13, at Arizona, 12/8/22!

MINUTES

Season.....25 (24:51), at Georgia Tech, 12/4/24
SEC.....
Career.....39 (38:37), at Texas Tech, 2/11/23!
* AT OKLAHOMA STATE (2023-24), ! AT KANSAS (2019-23)



6

SHAKIRAH EDWARDS

FR. | G | 5-10 | PANAMA CITY, FLA. | RUTHERFORD HIGH SCHOOL

SCAN OR [CLICK HERE](#) FOR FULL BIO/STATISTICS

LAST FIVE GAMES

	GS	MIN	FG-FGA	FG%	3FG-3FGA	3FG%	FT-FTA	FT%	O-D-REB	PF	AST	TO	BLK	STL	PTS	+/-
vs. Belmont 12/14																
at Chicago State 12/8		11:43	2-4	50.0	2-4	50.0	2-2	100.0	1-1-2	0	0	2	0	1	8	+10
at Georgia Tech 12/4																
vs. South Florida 11/29																
vs. Utah 11/28																

SEASON STATISTICS

Games Played	Minutes/game	Points/game	FG Pct	3FG Pct	FT Pct	Rebounds/game	Assists/game	Turnovers/game	Assist/Turnover ratio	Steals/game	Blocks/game
6	6.1	2.0	40.0	33.3	100.0	0.5	0.5	0.8	0.6	0.2	0.5

2024-25

- Edwards finished with eight points on 2-4 from behind the arc, in addition to two rebounds and a steal in 12 minutes at Chicago State (Dec. 8).
- Edwards recorded four points on 2-3 from the field and a block in seven minutes in the season opener vs. Memphis (Nov. 7).
- One of the top athletes on the team, Edwards recorded a team-best 10' 5.5" approach height (running vertical height) and 35.5" approach jump (running vertical). She also has a 6' 0.5" wingspan, 7' 6" standing reach, 30.2" standing vertical, 3.46-second 3/4-court sprint and a 1.59-second 10-yard acceleration split.
- Edwards and Jerkaila Jordan earned the 'Top Dawg' Award, which is awarded to the two players who reflects elite metrics in the weight room and conditioning sessions throughout the offseason.

CAREER

- Edwards was rated a four-star recruit in the 2024 class by espnW HoopGurlz. She became the first Bay County basketball recruit to sign with a Power Four school since 2010.
- Edwards was a part of the winningest class in school history with a 93-14 record, four FHSAA Class 4A District 2 championships and three straight FHSAA Class 4A Elite Eight appearances at Rutherford High School.
- Edwards was a two-time FHSAA Class 2A State Champion and two-time runner up in the women's high jump. She boasts personal bests of 1.72 meters (5' 8") in the high jump, 5.80 meters (19' 0.5") in the long jump, 12.57 seconds in the 100-meter and 26.41 seconds in the 200-meter.
- Edwards led Rutherford High School to a 26-2 record and an appearance in the 2023 FHSAA Class 4A Elite Eight after averaging 15.2 points, 5.7 rebounds, 3.4 assists, 3.3 steals and 1.7 blocks per game in her senior season.

GAME-BY-GAME

Opponent	Date	GS	MIN	Total		3-Pointers		Free throws		Rebounds				PF	A	TO	BLK	STL	PTS	AVG
				FG-FGA	PCT	3FG-3FGA	PCT	FT-FTA	PCT	OFF	DEF	TOT	AVG							
Memphis	11/07/2024		06:59	2-3	.667	0-1	.000	0-0	.000	0	0	0	0.0	0	0	0	1	0	4	4.0
Alcorn	11/10/2024		02:10	0-0	.000	0-0	.000	0-0	.000	0	0	0	0.0	1	0	1	1	0	0	2.0
Alabama St.	11/13/2024		05:43	0-1	.000	0-0	.000	0-0	.000	0	0	0	0.0	1	1	1	0	0	0	1.3
Mercer	11/20/2024		05:46	0-1	.000	0-0	.000	0-0	.000	0	1	1	0.3	1	2	1	0	0	0	1.0
vs Jacksonville	11/24/2024		04:16	0-1	.000	0-1	.000	0-0	.000	0	0	0	0.2	0	0	0	1	0	0	0.8
at Chicago St.	12/08/2024		11:43	2-4	.500	2-4	.500	2-2	1.000	1	1	2	0.5	0	0	2	0	1	8	2.0
Totals		0	36:37	4-10	.400	2-6	.333	2-2	1.000	1	2	3	0.5	3	3	5	3	1	12	2.0

CAREER

				Field Goals		3-Point		F-Throws		Rebounds									Scoring	
SEASON	TEAM	GP-GS	MIN/AVG	FG-FGA	FG%	3FG-3FGA	3FG%	FT-FTA	FT%	OFF	DEF	TOT	AVG	PF-FO	A	TO	BLK	STL	PTS	AVG
2024-25	MS	6-0	37/6.1	4-10	.400	2-6	.333	2-2	1.000	1	2	3	0.5	3-0	3	5	3	1	12	2.0
TOTAL		6-0	37/6.1	4-10	.400	2-6	.333	2-2	1.000	1	2	3	0.5	3-0	3	5	3	1	12	2.0

HIGHS

POINTS
Season..... 8, at Chicago State, 12/8/24
SEC.....
Career..... 8, at Chicago State, 12/8/24

REBOUNDS

Season..... 2, at Chicago State, 12/8/24
SEC.....
Career..... 2, at Chicago State, 12/8/24

ASSISTS

Season..... 2, vs. Mercer, 11/20/24
SEC.....
Career..... 2, vs. Mercer, 11/20/24

BLOCKS

Season..... 1 (3x), last vs. Jacksonville 11/24/24
SEC.....
Career..... 1 (3x), last vs. Jacksonville 11/24/24

STEALS

Season..... 1, at Chicago State, 12/8/24
SEC.....
Career..... 1, at Chicago State, 12/8/24

FIELD GOALS MADE

Season..... 2, at Chicago State, 12/8/24, vs. Memphis, 11/7/24
SEC.....
Career..... 2, at Chicago State, 12/8/24, vs. Memphis, 11/7/24

FIELD GOALS ATTEMPTED

Season..... 4, at Chicago State, 12/8/24
SEC.....
Career..... 4, at Chicago State, 12/8/24

THREE-POINT FIELD GOALS MADE

Season..... 2, at Chicago State, 12/8/24
SEC.....
Career..... 2, at Chicago State, 12/8/24

THREE-POINT FIELD GOALS ATTEMPTED

Season..... 4, at Chicago State, 12/8/24
SEC.....
Career..... 4, at Chicago State, 12/8/24

FREE THROWS MADE

Season..... 2, at Chicago State, 12/8/24
SEC.....
Career..... 2, at Chicago State, 12/8/24

FREE THROWS ATTEMPTED

Season..... 2, at Chicago State, 12/8/24
SEC.....
Career..... 2, at Chicago State, 12/8/24

MINUTES

Season..... 12 (11:43), at Chicago State, 12/8/24
SEC.....
Career..... 12 (11:43), at Chicago State, 12/8/24



8

ANAISHA CARRIERE

FR. | G/F | 6-2 | GULFPORT, MISS. | HARRISON CENTRAL HS



SCAN OR [CLICK HERE](#) FOR FULL BIO/STATISTICS

LAST FIVE GAMES

	GS	MIN	FG-FGA	FG%	3FG-3FGA	3FG%	FT-FTA	FT%	O-D-REB	PF	AST	TO	BLK	STL	PTS	+/-
vs. Belmont	12/14															
at Chicago State	12/8															
at Georgia Tech	12/4															
vs. South Florida	11/29															
vs. Utah	11/28															

SEASON STATISTICS

Games Played	Minutes/game	Points/game	FG Pct	3FG Pct	FT Pct	Rebounds/game	Assists/game	Turnovers/game	Assist/Turnover ratio	Steals/game	Blocks/game
5	1.9	0.4	20.0	0.0	0.0	0.4	0.0	0.2	0.0	0.0	0.0

2024-25

- Made her collegiate debut with two points and two rebounds in two minutes in the season opener vs. Memphis (Nov. 7).

CAREER

- Carriere was tabbed as one of the top recruits in Mississippi by multiple outlets, including 247Sports, espnW HoopGurlz and Collegiate Girls Basketball Report – Dan Olson.
- Carriere led Harrison Central High School to a 2022 MHSAA 6A State Championship appearance, where she faced current teammate Debreasha Powe and Meridian High School, and led her team with 16 points, six rebounds and two assists.
- Carriere advanced to the MHSAA 6A State Semifinal each year from her freshman to her junior season.

GAME-BY-GAME

Opponent	Date	GS	MIN	Total		3-Pointers		Free throws		Rebounds				PF				PTS			
				FG-FA	PCT	3FG-3FA	PCT	FT-FTA	PCT	OFF	DEF	TOT	AVG	A	TO	BLK	STL	PTS	AVG		
Memphis	11/07/2024		01:40	1-1	1.000	0-0	.000	0-0	.000	2	0	2	2.0	0	0	0	0	2	2.0		
Alabama St.	11/13/2024		03:44	0-3	.000	0-2	.000	0-0	.000	0	0	0	1.0	1	0	1	0	0	1.0		
Chattanooga	11/17/2024		00:53	0-0	.000	0-0	.000	0-0	.000	0	0	0	0.7	0	0	0	0	0	0.7		
Mercer	11/20/2024		02:08	0-1	.000	0-1	.000	0-0	.000	0	0	0	0.5	0	0	0	0	0	0.5		
vs Jacksonville	11/24/2024		00:53	0-0	.000	0-0	.000	0-0	.000	0	0	0	0.4	0	0	0	0	0	0.4		
Totals		0	09:19	1-5	.200	0-3	.000	0-0	.000	2	0	2	0.4	1	0	1	0	2	0.4		

CAREER

				Field Goals		3-Point		F-Throws		Rebounds								Scoring		
SEASON	TEAM	GP-GS	MIN/AVG	FG-FGA	FG%	3FG-3FGA	3FG%	FT-FTA	FT%	OFF	DEF	TOT	AVG	PF-FO	A	TO	BLK	STL	PTS	AVG
2024-25	MS	5-0	9/1.9	1-5	.200	0-3	.000	0-0	.000	2	0	2	0.4	1-0	0	1	0	0	2	0.4
TOTAL		5-0	9/1.9	1-5	.200	0-3	.000	0-0	.000	2	0	2	0.4	1-0	0	1	0	0	2	0.4

HIGHS
POINTS

Season..... 2, vs. Memphis, 11/7/24
SEC.....
Career..... 2, vs. Memphis, 11/7/24

REBOUNDS

Season..... 2, vs. Memphis, 11/7/24
SEC.....
Career..... 2, vs. Memphis, 11/7/24

ASSISTS

Season.....
SEC.....
Career.....

BLOCKS

Season.....
SEC.....
Career.....

STEALS

Season.....
SEC.....
Career.....

FIELD GOALS MADE

Season..... 1, vs. Memphis, 11/7/24
SEC.....
Career..... 1, vs. Memphis, 11/7/24

FIELD GOALS ATTEMPTED

Season..... 3, vs. Alabama State, 11/13/24
SEC.....
Career..... 3, vs. Alabama State, 11/13/24

THREE-POINT FIELD GOALS MADE

Season.....
SEC.....
Career.....

THREE-POINT FIELD GOALS ATTEMPTED

Season..... 2, vs. Alabama State, 11/13/24
SEC.....
Career..... 2, vs. Alabama State, 11/13/24

FREE THROWS MADE

Season.....
SEC.....
Career.....

FREE THROWS ATTEMPTED

Season.....
SEC.....
Career.....

MINUTES

Season..... 4 (3:44), vs. Alabama State, 11/13/24
SEC.....
Career..... 4 (3:44), vs. Alabama State, 11/13/24



11

TAHJ-MONET BLOOM

FR. | F | 6-2 | OKINAWA, JAPAN | DME ACADEMY



SCAN OR [CLICK HERE](#) FOR FULL BIO/STATISTICS

2024-25

- Bloom suffered a non-sport related injury outside of team activities that will sideline her for the season. Coach Purcell has repeatedly praised her spirit around her teammates and energy throughout the process on the bench and in practice.

CAREER

- Bloom was ranked a four-star and the No. 43 overall recruit in the 2024 class by espnW HoopGurlz. She was also the sixth-best recruit from Florida and the eighth-best forward by the outlet.
- Bloom lived in Okinawa, Japan for over 10 years throughout her childhood.

HIGHS
POINTS

Season.....
SEC.....
Career.....

REBOUNDS

Season.....
SEC.....
Career.....

ASSISTS

Season.....
SEC.....
Career.....

BLOCKS

Season.....
SEC.....
Career.....

STEALS

Season.....
SEC.....
Career.....

FIELD GOALS MADE

Season.....
SEC.....
Career.....

FIELD GOALS ATTEMPTED

Season.....
SEC.....
Career.....

THREE-POINT FIELD GOALS MADE

Season.....
SEC.....
Career.....

THREE-POINT FIELD GOALS ATTEMPTED

Season.....
SEC.....
Career.....

FREE THROWS MADE

Season.....
SEC.....
Career.....

FREE THROWS ATTEMPTED

Season.....
SEC.....
Career.....

MINUTES

Season.....
SEC.....
Career.....



13

ROCÍO JIMÉNEZ

R-FR. | F/C | 6-7 | ELÍAS PIÑA, DOMINICAN REPUBLIC | CENTRAL POINTE CHRISTIAN ACADEMY



SCAN OR [CLICK HERE](#) FOR FULL BIO/STATISTICS

2024-25

- Jiménez is expected to redshirt in 2024-25 and is in the process of rehabbing an injury sustained prior to Mississippi State, which earned her a medical redshirt in 2023-24.
- Jiménez has a team-best 6' 11.5" wingspan and 8' 8" standing reach.

CAREER

- Originally slated for the 2025 class, Jiménez reclassified to become a part of the program at the midseason point in December 2023.
- Jiménez played one season in high school at Central Pointe Christian Academy and has only played basketball since 2021.
- Jiménez competed as one of the youngest players within the Dominican Republic's FIBA Women's National Team organization.

HIGHS
POINTS

Season.....
SEC.....
Career.....

REBOUNDS

Season.....
SEC.....
Career.....

ASSISTS

Season.....
SEC.....
Career.....

BLOCKS

Season.....
SEC.....
Career.....

STEALS

Season.....
SEC.....
Career.....

FIELD GOALS MADE

Season.....
SEC.....
Career.....

FIELD GOALS ATTEMPTED

Season.....
SEC.....
Career.....

THREE-POINT FIELD GOALS MADE

Season.....
SEC.....
Career.....

THREE-POINT FIELD GOALS ATTEMPTED

Season.....
SEC.....
Career.....

FREE THROWS MADE

Season.....
SEC.....
Career.....

FREE THROWS ATTEMPTED

Season.....
SEC.....
Career.....

MINUTES

Season.....
SEC.....
Career.....



14

KAYLA THOMAS

SR. | F/C | 6-2 | BELTSVILLE, MD. | EMERGE CHRISTIAN ACADEMY | PENN STATE | GEORGIA SOUTHERN



SCAN OR [CLICK HERE](#) FOR FULL BIO/STATISTICS

LAST FIVE GAMES

	GS	MIN	FG-FGA	FG%	3FG-3FGA	3FG%	FT-FTA	FT%	O-D-REB	PF	AST	TO	BLK	STL	PTS	+/-
vs. Belmont 12/14		1:59	0-1	0.0	0-0	0.0	0-0	0.0	0-0-0	0	0	0	0	0	0	-1
at Chicago State 12/8		16:13	2-2	100.0	0-0	0.0	0-0	0.0	3-0-3	1	0	0	0	0	4	+20
at Georgia Tech 12/4		4:05	1-1	100.0	0-0	0.0	0-0	0.0	0-0-0	0	0	0	0	0	2	-5
vs. South Florida 11/29		7:57	1-2	50.0	0-0	0.0	1-1	100.0	2-1-3	0	0	0	0	0	3	0
vs. Utah 11/28		2:20	1-1	100.0	0-0	0.0	0-0	0.0	0-1-1	0	0	0	0	0	2	+3

SEASON STATISTICS

Games Played	Minutes/game	Points/game	FG Pct	3FG Pct	FT Pct	Rebounds/game	Assists/game	Turnovers/game	Assist/Turnover ratio	Steals/game	Blocks/game
11	8.1	2.8	66.7	0.0	87.5	1.5	0.2	0.2	1.0	0.0	0.5

2024-25

- Thomas has logged action within the post rotation and scored in 10 of 11 games.
- Added four points on 2-2 from the field with three rebounds in 16 minutes at Chicago State (Dec. 8).
- Thomas recorded four points and four rebounds, all of which were offensive, vs. Jacksonville (Nov. 24).
- Thomas scored the Bulldogs' final two points to hit the 100-point mark in her Mississippi State debut in the season opener vs. Memphis (Nov. 7).
- Thomas has a 6' 7.5" wingspan and 8' 3.5" standing reach, which are both fourth on the team.

CAREER

- Prior to 2024-25, Thomas played in 67 games with 11 starts over three seasons at Georgia Southern and Penn State from 2021-24. Thomas played in 32 games with all 11 career starts under Anita Howard at Georgia Southern in 2023-24, who is now an Assistant Coach/Recruiting Coordinator at Mississippi State. She also appeared in 35 games in two seasons at Penn State from 2021-23.
- Thomas averaged 5.3 points and 3.8 rebounds on 47.9 percent from the field (70-146) and 64.6 percent from the free-throw line (31-48) in 15.2 minutes per game at Georgia Southern in 2023-24.
- Thomas' mother, Tenicka, was a three-sport athlete and played volleyball, basketball and ran track and field at Mississippi Valley State. She was a two-time Mississippi Valley State Female Athlete of the Year selection and was inducted into the Mississippi Valley State Hall of Fame in 2008.
- A Criminology major, Thomas is interested in a career as a criminal investigator after basketball.

GAME-BY-GAME

Opponent	Date	GS	MIN	Total		3-Pointers		Free throws		Rebounds				PF	A	TO	BLK	STL	PTS	AVG
				FG-FGA	PCT	3FG-3FGA	PCT	FT-FTA	PCT	OFF	DEF	TOT	AVG							
Memphis	11/07/2024	06:33	0-0	.000	0-0	.000	2-2	1.000	1	0	1	1.0	1	1	0	1	0	2	2.0	
Alcorn	11/10/2024	11:39	2-4	.500	0-0	.000	1-1	1.000	2	0	2	1.5	0	0	0	2	0	5	3.5	
Alabama St.	11/13/2024	09:17	0-1	.000	0-0	.000	1-2	.500	0	0	0	1.0	2	0	1	0	0	1	2.7	
Chattanooga	11/17/2024	06:09	1-1	1.000	0-0	.000	2-2	1.000	1	1	2	1.3	1	1	0	0	0	4	3.0	
Mercer	11/20/2024	11:04	2-2	1.000	0-0	.000	0-0	.000	0	0	0	1.0	0	0	1	1	0	4	3.2	
vs Jacksonville	11/24/2024	11:55	2-3	.667	0-0	.000	0-0	.000	4	0	4	1.5	1	0	0	1	0	4	3.3	
vs Utah	11/28/2024	02:20	1-1	1.000	0-0	.000	0-0	.000	0	1	1	1.4	0	0	0	0	0	2	3.1	
vs South Fla.	11/29/2024	07:57	1-2	.500	0-0	.000	1-1	1.000	2	1	3	1.6	0	0	0	0	0	3	3.1	
at Georgia Tech	12/04/2024	04:05	1-1	1.000	0-0	.000	0-0	.000	0	0	0	1.4	0	0	0	0	0	2	3.0	
at Chicago St.	12/08/2024	16:13	2-2	1.000	0-0	.000	0-0	.000	3	0	3	1.6	1	0	0	0	0	4	3.1	
vs Belmont	12/14/2024	01:59	0-1	.000	0-0	.000	0-0	.000	0	0	0	1.5	0	0	0	0	0	0	2.8	
Totals		0	89:11	12-18	.667	0-0	.000	7-8	.875	13	3	16	1.5	6	2	2	5	0	31	2.8

CAREER

SEASON	TEAM	GP-GS	MIN/AVG	Field Goals		3-Point		F-Throws		Rebounds				Scoring						
				FG-FGA	FG%	3FG-3FGA	3FG%	FT-FTA	FT%	OFF	DEF	TOT	AVG	PF-FO	A	TO	BLK	STL	PTS	AVG
2021-22	PSU	18-0	137/7.6	13-29	.448	0-0	.000	6-8	.750	13	12	25	1.4	13-0	3	11	5	4	32	1.8
2022-23	PSU	17-0	99/5.8	8-19	.421	0-0	.000	7-10	.700	7	10	17	1.0	12-0	2	8	2	3	23	1.4
2023-24	GS	32-11	486/15.2	70-146	.479	0-2	.000	31-48	.646	67	55	122	3.8	39-0	12	25	13	12	171	5.3
2024-25	MS	11-0	89/8.1	12-18	.667	0-0	.000	7-8	.875	13	3	16	1.5	6-0	2	2	5	0	31	2.8
TOTAL FOR MS		11-0	89/8.1	12-18	.667	0-0	.000	7-8	.875	13	3	16	1.5	6-0	2	2	5	0	31	2.8
TOTAL		78-11	811/10.4	103-212	.486	0-2	.000	51-74	.689	100	80	180	2.3	70-0	19	46	25	19	257	3.3

HIGHS

POINTS
Season.....5, vs. Alcorn State, 11/10/24
SEC.....
Career.....16, vs. Coastal Carolina, 2/24/24*

REBOUNDS

Season.....4, vs. Jacksonville, 11/24/24
SEC.....
Career.....10, at Marshall, 3/1/24*

ASSISTS

Season.....1, vs. Chattanooga, 11/17/24, vs. Memphis, 11/7/24
SEC.....
Career.....3, at Chicago State, 12/11/23*

BLOCKS

Season.....2, vs. Alcorn State, 11/10/24
SEC.....
Career.....2 (4x), last vs. Alcorn State, 11/10/24

STEALS

Season.....
SEC.....
Career.....2 (4x), last vs. Texas State, 3/5/24*

FIELD GOALS MADE

Season.....2 (4x), last at Chicago State, 12/8/24
SEC.....
Career.....7, at Louisiana, 2/15/24*

FIELD GOALS ATTEMPTED

Season.....4, vs. Alcorn State, 11/10/24
SEC.....
Career.....11, at Marshall, 3/1/24*

THREE-POINT FIELD GOALS MADE

Season.....
SEC.....
Career.....

THREE-POINT FIELD GOALS ATTEMPTED

Season.....
SEC.....
Career.....1, vs. Southern Miss., 2/7/24*, vs. Texas St., 3/5/24*

FREE THROWS MADE

Season.....2, vs. Chattanooga, 11/17/24, vs. Memphis, 11/7/24
SEC.....
Career.....5, vs. Texas St., 3/5/24*

FREE THROWS ATTEMPTED

Season.....2 (3x), last vs. Chattanooga, 11/17/24
SEC.....
Career.....8, vs. Coastal Carolina, 2/24/24*

MINUTES

Season.....16 (16:13), at Chicago State, 12/8/24
SEC.....
Career.....34 (33:38), vs. Texas State, 3/5/24*
*AT GEORGIA SOUTHERN (2023-24), 1AT PENN STATE (2021-23)



15

MADINA OKOT

JR. | C | 6-6 | MUMIAS, KENYA | KAYA TIWI SECONDARY SCHOOL | ZETECH UNIVERSITY



SCAN OR [CLICK HERE](#) FOR FULL BIO/STATISTICS

LAST FIVE GAMES

	GS	MIN	FG-FGA	FG%	3FG-3FGA	3FG%	FT-FTA	FT%	O-D-REB	PF	AST	TO	BLK	STL	PTS	+/-
vs. Belmont 12/14	*	28:14	5-5	100.0	0-0	0.0	1-2	50.0	8-7-15	3	0	7	0	0	11	+7
at Chicago State 12/8	*	20:06	8-11	72.7	0-0	0.0	2-2	100.0	9-2-11	3	0	2	0	1	18	+31
at Georgia Tech 12/4	*	23:10	3-6	50.0	0-0	0.0	0-0	0.0	0-5-5	0	0	1	1	0	6	0
vs. South Florida 11/29	*	12:05	3-4	75.0	0-0	0.0	0-1	0.0	1-4-5	4	0	2	1	0	6	-3
vs. Utah 11/28	*	28:03	6-8	75.0	0-0	0.0	3-3	100.0	3-5-8	3	0	4	2	0	15	+1

SEASON STATISTICS

Games Played	Minutes/game	Points/game	FG Pct	3FG Pct	FT Pct	Rebounds/game	Assists/game	Turnovers/game	Assist/Turnover ratio	Steals/game	Blocks/game
11	21.7	11.5	69.2	0.0	64.3	9.1	0.3	2.8	0.1	1.1	1.1

2024-25

- Okot earned her second-straight and fourth double-double of the season after 11 points and a team-high 15 rebounds against Belmont (Dec. 14). Okot was a perfect 5-5 from the floor and logged her highest minute total of the season at 28 minutes.
- Okot is converting on 69.2 percent from the field (54-78), which leads the team.
- Okot posted the third double-double of her career with a career-high 18 points on 8-11 from the field and 11 rebounds in 20 minutes at Chicago State (Dec. 8).
- Okot added 15 points, eight rebounds and two blocks in 28 minutes vs. Utah (Nov. 28).
- Okot has pulled down five or more rebounds in all 11 games and 10 or more in four games.
- Okot posted her second double-double in three games with 17 points on 8-9 from the field, in addition to 12 rebounds and five steals in 25 minutes against Alabama State (Nov. 13). She is one of five players in the NCAA this season and one of two Bulldogs since 2009-10 (Jerikaaila Jordan - 26 points, 13 rebounds and six steals vs. Alcorn State on Nov. 6, 2023) to achieve those marks in a game.
- Recorded her first double-double and start of her career in her NCAA and Mississippi State debut with 14 points and 17 rebounds in 23 minutes in the season opener against Memphis (Nov. 7).
- Okot boasts a team-best 8' 8" standing reach. Her measurables also include as a 6' 10" wingspan, 10' 3" approach height (running vertical height), which each are second on the team, and a 3.82-second 3/4-court sprint.

CAREER

- Okot has played for the Kenya FIBA 3x3 Senior Team since 2022. Okot was crowned the FIBA 3x3 Africa Cup Champion and made her debut with the Kenya FIBA 3x3 Senior Team at the 2022 Commonwealth Games.
- Okot was the only African player for the inaugural Women's World Select Team at the 2023 Nike Hoop Summit.
- Okot qualified for the 2022 World Championships with the U23 Kenyan National Team at the 2022 FIBA Nations League Africa (South).
- Arrived to Mississippi State on August 25. Okot was granted a USA Visa during her fifth time through the process.
- Okot has only played basketball since 2020. She started her high school career playing volleyball.

GAME-BY-GAME

Opponent	Date	GS	MIN	Total		3-Pointers		Free throws		Rebounds				PF	A	TO	BLK	STL	PTS	AVG
				FG-FGA	PCT	3FG-3FGA	PCT	FT-FTA	PCT	OFF	DEF	TOT	AVG							
Memphis	11/07/2024	*	22:44	5-8	.625	0-0	.000	4-8	.500	6	11	17	17.0	3	0	3	3	0	14	14.0
Alcorn	11/10/2024	*	16:45	0-3	.000	0-0	.000	1-2	.500	1	5	6	11.5	1	0	2	2	2	1	7.5
Alabama St.	11/13/2024	*	24:60	8-9	.889	0-0	.000	1-2	.500	3	9	12	11.7	2	1	2	0	5	17	10.7
Chattanooga	11/17/2024	*	26:16	4-7	.571	0-0	.000	4-4	1.000	3	3	6	10.3	3	0	3	0	1	12	11.0
Mercer	11/20/2024	*	17:33	7-10	.700	0-0	.000	1-2	.500	5	3	8	9.8	1	2	2	2	2	15	11.8
vs Jacksonville	11/24/2024	*	18:34	5-7	.714	0-0	.000	1-2	.500	3	4	7	9.3	1	0	3	1	1	11	11.7
vs Utah	11/28/2024	*	28:03	6-8	.750	0-0	.000	3-3	1.000	3	5	8	9.1	3	0	4	2	0	15	12.1
vs South Fla.	11/29/2024	*	12:05	3-4	.750	0-0	.000	0-1	.000	1	4	5	8.6	4	0	2	1	0	6	11.4
at Georgia Tech	12/04/2024	*	23:10	3-6	.500	0-0	.000	0-0	.000	0	5	5	8.2	0	0	1	1	0	6	10.8
at Chicago St.	12/08/2024	*	20:06	8-11	.727	0-0	.000	2-2	1.000	9	2	11	8.5	3	0	2	0	1	18	11.5
vs Belmont	12/14/2024	*	28:14	5-5	1.000	0-0	.000	1-2	.500	8	7	15	9.1	3	0	7	0	0	11	11.5
Totals		11	238:29	54-78	.692	0-0	.000	18-28	.643	42	58	100	9.1	24	3	31	12	12	126	11.5

CAREER

				Field Goals		3-Point		F-Throws		Rebounds								Scoring		
SEASON TEAM	GP-GS	MIN/AVG		FG-FGA	FG%	3FG-3FGA	3FG%	FT-FTA	FT%	OFF	DEF	TOT	AVG	PF-FO	A	TO	BLK	STL	PTS	AVG
2024-25	MS	11-11	238/21.7	54-78	.692	0-0	.000	18-28	.643	42	58	100	9.1	24-0	3	31	12	12	126	11.5
TOTAL		11-11	238/21.7	54-78	.692	0-0	.000	18-28	.643	42	58	100	9.1	24-0	3	31	12	12	126	11.5

HIGHS
POINTS

Season.....18, at Chicago State, 12/8/24
SEC.....
Career.....18, at Chicago State, 12/8/24

REBOUNDS

Season.....17, vs. Memphis, 11/7/24
SEC.....
Career.....17, vs. Memphis, 11/7/24

ASSISTS

Season.....2, vs. Mercer, 11/20/24
SEC.....
Career.....2, vs. Mercer, 11/20/24

BLOCKS

Season.....3, vs. Memphis, 11/7/24
SEC.....
Career.....3, vs. Memphis, 11/7/24

STEALS

Season.....5, vs. Alabama State, 11/13/24
SEC.....
Career.....5, vs. Alabama State, 11/13/24

FIELD GOALS MADE

Season..8, at Chicago State, 12/8/24, vs. Alabama State, 11/13/24
SEC.....
Career..8, at Chicago State, 12/8/24, vs. Alabama State, 11/13/24

FIELD GOALS ATTEMPTED

Season.....11, at Chicago State, 12/8/24
SEC.....
Career.....11, at Chicago State, 12/8/24

THREE-POINT FIELD GOALS MADE

Season.....
SEC.....
Career.....

THREE-POINT FIELD GOALS ATTEMPTED

Season.....
SEC.....
Career.....

FREE THROWS MADE

Season.....4, vs. Chattanooga 11/17/24, vs. Memphis, 11/7/24
SEC.....
Career.....4, vs. Chattanooga 11/17/24, vs. Memphis, 11/7/24

FREE THROWS ATTEMPTED

Season.....8, vs. Memphis, 11/7/24
SEC.....
Career.....8, vs. Memphis, 11/7/24

MINUTES

Season.....28 (28:14), vs Belmont, 12/14/24
SEC.....
Career.....28 (28:14), vs Belmont, 12/14/24



21

DEBREASHA POWE

JR. | G/F | 6-1 | MERIDIAN, MISS. | MERIDIAN HS



SCAN OR [CLICK HERE](#) FOR FULL BIO/STATISTICS

LAST FIVE GAMES

	GS	MIN	FG-FGA	FG%	3FG-3FGA	3FG%	FT-FTA	FT%	O-D-REB	PF	AST	TO	BLK	STL	PTS	+/-
vs. Belmont 12/14	*	35:06	1-7	14.3	1-7	14.3	2-2	100.0	1-1-2	2	1	2	0	0	5	+10
at Chicago State 12/8	*	26:56	3-7	42.9	1-3	33.3	1-1	100.0	1-0-1	0	4	1	1	0	8	+38
at Georgia Tech 12/4	*	40:00	3-6	50.0	3-5	60.0	0-0	0.0	0-6-6	2	0	2	0	1	9	-3
vs. South Florida 11/29	*	33:19	2-4	50.0	2-3	66.7	1-2	50.0	0-2-2	0	0	0	2	1	7	+9
vs. Utah 11/28	*	34:50	4-8	50.0	4-7	57.1	1-2	50.0	1-3-4	3	0	1	0	3	13	+3

SEASON STATISTICS

Games Played	Minutes/game	Points/game	FG Pct	3FG Pct	FT Pct	Rebounds/game	Assists/game	Turnovers/game	Assist/Turnover ratio	Steals/game	Blocks/game
11	31.2	9.8	48.1	47.3	66.7	3.9	1.5	1.0	1.5	1.3	0.9

2024-25

- Powe's 47.3 percent from three (26-55) ranks third in the SEC and ranks 19th nationally as of Dec. 16. The mark is currently a +7.3 percent increase (40.0 to 47.3) from her sophomore season, in which she experienced a +9.8 percent increase (30.2 to 40.0) from her freshman season.
- Powe has knocked three or more threes in five games in 2024-25 to extend her career total to 18 games reaching the mark.
- Powe played all 40 minutes for the first time in her career and finished with nine points, six rebounds and a steal at Georgia Tech (Dec. 4).
- Powe added 13 points on 4-8 from the field and 4-7 from three, all threes which came in the first half, the ninth game of her career with four or more threes made, in addition to four rebounds and three steals in 35 minutes vs. Utah (Nov. 28).
- A vocal team leader, Powe joined Jerkaila Jordan as the two student-athletes selected to represent Mississippi State at 2025 SEC Basketball Tipoff, where she displayed her broadcasting interest and talents by taking over the mic with Brooke Weisbrod on SEC Network.

CAREER

- Powe has started 77 of 78 games played in, only missing one contest, in three seasons under Purcell.
- Powe's 66 threes were a team best and ranked fourth in the SEC in 2023-24. Her 40.0 percent from three was also a team best, ranked third in the SEC and was a +9.8 percent increase from her freshman season. Powe has ranked either first or second on the team in threes made in both of her first two seasons at Mississippi State (42 in 2022-23 and 66 in 2023-24).
- Powe was one of three players in the SEC in 2023-24 and the latest Mississippi State player since Andra Espinoza-Hunter in 2018-19 to knock down 65-plus threes on a 40.0 percent or better rate.
- Powe's field-goal percentage (41.2 from 39.5), three-point percentage (40.0 from 30.2), free-throw percentage (78.1 from 76.5) and points per game (8.9 from 8.2) all improved from her freshman to sophomore season.
- Powe has finished top five on the team in plus/minus ratio in each of her first two seasons (+188 in 2023-24, +358 in 2022-23).
- Powe averaged 8.9 points, 3.3 rebounds, 1.0 assists on 41.2 percent from the field (105-255), 40.0 percent from three (66-165) and 78.1 percent from the free-throw line (25-32) in 26.5 minutes per game in 2023-24.
- One of the top high school recruits in Mississippi in 2022 class, Powe was ranked No. 84 overall by ESPNW HoopGurlz. Powe committed under the previous staff and was one of the first players that Purcell visited still in his UHaul when he arrived at Mississippi State.
- Majoring in Communication-Broadcast and Digital Journalism, Powe intends to pursue a career as a sports analyst after basketball and is inspired by ESPN's Andraya Carter, who visited the team to provide media training ahead of the 2023-24 season. Powe has interned as a sideline reporter at French Camp Academy football games and with the Mississippi State Athletics Broadcast staff.
- When Powe was in seventh grade, she attended a basketball camp at Mississippi State and was paired up in group led by now Mississippi State Assistant Coach/Director of Scouting and WNBA Seattle Storm's Victoria Vivians and WNBA Dallas Wings' Teaira McCowan. Powe still has the picture of her with Vivians and McCowan from the camp back home.
- Her twin brother, Demarcus, currently plays basketball at Belhaven University. He also played at East Central Community College and Mississippi Gulf Coast Community College.

GAME-BY-GAME

Opponent	Date	GS	MIN	Total		3-Pointers		Free throws		Rebounds				PF	A	TO	BLK	STL	PTS	AVG
				FG-FGA	PCT	3FG-3FGA	PCT	FT-FTA	PCT	OFF	DEF	TOT	AVG							
Memphis	11/07/2024	*	30:41	6-10	.600	4-7	.571	0-0	.000	2	5	7	7.0	2	4	0	3	1	16	16.0
Alcorn	11/10/2024	*	35:08	4-9	.444	1-5	.200	0-0	.000	1	2	3	5.0	1	2	1	1	2	9	12.5
Alabama St.	11/13/2024	*	24:43	5-9	.556	4-6	.667	0-0	.000	4	2	6	5.3	0	2	1	0	3	14	13.0
Chattanooga	11/17/2024	*	30:51	3-4	.750	1-1	1.000	1-1	1.000	0	2	2	4.5	3	0	1	1	2	8	11.8
Mercer	11/20/2024	*	24:44	5-7	.714	3-5	.600	0-1	.000	0	5	5	4.6	1	1	1	0	0	13	12.0
vs Jacksonville	11/24/2024	*	27:05	2-8	.250	2-6	.333	0-0	.000	1	4	5	4.7	0	2	1	2	1	6	11.0
vs Utah	11/28/2024	*	34:50	4-8	.500	4-7	.571	1-2	.500	1	3	4	4.6	3	0	1	0	3	13	11.3
vs South Fla.	11/29/2024	*	33:19	2-4	.500	2-3	.667	1-2	.500	0	2	2	4.3	0	0	0	2	1	7	10.8
at Georgia Tech	12/04/2024	*	40:00	3-6	.500	3-5	.600	0-0	.000	0	6	6	4.4	2	0	2	0	1	9	10.6
at Chicago St.	12/08/2024	*	26:56	3-7	.429	1-3	.333	1-1	1.000	1	0	1	4.1	0	4	1	1	0	8	10.3
vs Belmont	12/14/2024	*	35:06	1-7	.143	1-7	.143	2-2	1.000	1	1	2	3.9	2	1	2	0	0	5	9.8
Totals		11	343:22	38-79	.481	26-55	.473	6-9	.667	11	32	43	3.9	14	16	11	10	14	108	9.8

CAREER

			Field Goals		3-Point		F-Throws		Rebounds								Scoring			
SEASON	TEAM	GP-GS	MIN/AVG	FG-FGA	FG%	3FG-3FGA	3FG%	FT-FTA	FT%	OFF	DEF	TOT	AVG	PF-FO	A	TO	BLK	STL	PTS	AVG
2022-23	MS	33-32	906/27.4	102-258	.395	42-139	.302	26-34	.765	45	119	164	5.0	44-0	34	32	14	30	272	8.2
2023-24	MS	34-34	899/26.5	105-255	.412	66-165	.400	25-32	.781	28	84	112	3.3	35-0	35	20	21	26	301	8.9
2024-25	MS	11-11	343/31.2	38-79	.481	26-55	.473	6-9	.667	11	32	43	3.9	14-0	16	11	10	14	108	9.8
TOTAL		78-77	2148/27.5	245-592	.414	134-359	.373	57-75	.760	84	235	319	4.1	93-0	85	63	45	70	681	8.7

HIGHS
POINTS

Season..... 16, vs. Memphis, 11/7/24
SEC..... 21, at Tennessee, 1/5/23
Career..... 24, vs. Tulsa, 11/26/23

REBOUNDS

Season..... 7, vs. Memphis, 11/7/24
SEC..... 9, at Vanderbilt, 12/29/22
Career..... 13, vs. North Alabama, 11/11/22

ASSISTS

Season..... 4, at Chicago State, 12/8/24, vs. Memphis, 11/7/24
SEC..... 4, vs. Georgia, 2/8/24, at Tennessee, 1/5/23
Career..... 4 (4x), last at Chicago State, 12/8/24

BLOCKS

Season..... 3, vs. Memphis, 11/7/24
SEC..... 1 (10x), last vs. Missouri, 3/3/24
Career..... 3 (3x), last vs. Memphis, 11/7/24

STEALS

Season..... 3, vs. Utah, 11/28/24, vs. Alabama State, 11/13/24
SEC..... 3, at Kentucky, 2/1/24, at Ole Miss, 1/26/23
Career..... 6, vs. Nebraska, 11/26/22

FIELD GOALS MADE

Season..... 6, vs. Memphis, 11/7/24
SEC..... 7, vs. Vanderbilt 1/4/24, at Tennessee, 1/5/23
Career..... 9, vs. Tulsa, 11/26/23

FIELD GOALS ATTEMPTED

Season..... 10, vs. Memphis, 11/7/24
SEC..... 15, at Tennessee, 1/5/23
Career..... 17, at South Dakota State, 11/14/22

THREE-POINT FIELD GOALS MADE

Season..... 4 (3x), last vs. Utah, 11/28/24
SEC..... 6, at Tennessee, 1/5/23
Career..... 6, vs. Tulsa, 11/26/23, at Tennessee, 1/5/23

THREE-POINT FIELD GOALS ATTEMPTED

Season..... 7, (3x) Last vs Belmont, 12/14/24
SEC..... 10, at Alabama, 2/25/24, at Tennessee, 1/5/23
Career..... 13, vs. Tulsa, 11/26/23

FREE THROWS MADE

Season..... 1 (4x), last at Chicago State, 12/8/24
SEC..... 5, at Florida, 1/22/24
Career..... 5, at Florida, 1/22/24

FREE THROWS ATTEMPTED

Season..... 2 (3x) Last vs Belmont, 12/14/24
SEC..... 6, at Florida, 1/22/24
Career..... 6, at Florida, 1/22/24

MINUTES

Season..... 40 (40:00), at Georgia Tech, 12/4/24
SEC... 37, (36:37) vs. Auburn, 1/19/23, (36:36) at Tennessee, 1/5/23
Career..... 40 (40:00), at Georgia Tech, 12/4/24



24

QUANIRAH MONTAGUE

SO. | F/C | 6-5 | ATLANTIC CITY, N.J. | ATLANTIC CITY HS



SCAN OR [CLICK HERE](#) FOR FULL BIO/STATISTICS

LAST FIVE GAMES

	GS	MIN	FG-FGA	FG%	3FG-3FGA	3FG%	FT-FTA	FT%	O-D-REB	PF	AST	TO	BLK	STL	PTS	+/-
vs. Belmont 12/14		4:02	1-3	33.3	0-0	0.0	0-0	0.0	1-1-2	0	0	1	0	0	2	-5
at Chicago State 12/8		17:22	4-10	40.0	0-2	0.0	0-2	0.0	4-7-11	0	2	0	1	2	8	+23
at Georgia Tech 12/4		9:21	0-0	0.0	0-0	0.0	0-0	0.0	0-0-0	0	0	1	0	1	0	-2
vs. South Florida 11/29		19:58	2-7	28.6	0-1	0.0	2-2	100.0	2-6-8	1	0	1	0	2	6	+10
vs. Utah 11/28		8:52	2-3	66.7	0-0	0.0	0-0	0.0	3-2-5	3	2	2	0	1	4	0

SEASON STATISTICS

Games Played	Minutes/game	Points/game	FG Pct	3FG Pct	FT Pct	Rebounds/game	Assists/game	Turnovers/game	Assist/Turnover ratio	Steals/game	Blocks/game
11	12.7	5.5	46.6	0.0	58.3	4.7	0.5	0.9	0.6	0.6	0.3

2024-25

- Montague neared her second-career double-double with eight points and 11 rebounds in 17 minutes at Chicago State (Dec. 8).
- Montague recorded a career-high and game-high 17 points on 8-13 from the field, in addition to seven rebounds, six of which were offensive, in 14 minutes vs. Jacksonville (Nov. 24). She was named the Most Outstanding Player after the game.
- Head Coach Sam Purcell has repeatedly tabbed Quanirah as a special teammate and player - a post that can dominate inside with her frame and length, while also possessing guard-like capabilities. He took time on postgame radio after the Jacksonville game to praise how great of a teammate she is and how hard she has worked in her development heading into her sophomore season.
- Montague is labeled one of the glue pieces on the team by Purcell due to her ability to play and guard multiple positions.
- Montague boasts a 6' 8.25" wingspan and 8' 4.5" standing reach, which each rank third on the team. Her measurables also include a 10' 3.5" approach height (running vertical height), which is second on the team, and a 3.79-second 3/4-court sprint.

CAREER

- Montague's 26 blocks were second and her 51.4 field-goal percentage (min. 10 made) were fourth among SEC freshman in 2023-24.
- Montague earned SEC Co-Freshman of the Week honors (Jan. 2, 2024) after she exploded for the first double-double of her career with 14 points, 13 rebounds and six blocks on 7-14 from the field in 23 minutes against Mississippi Valley State (Dec. 29, 2024). Her points, rebounds, blocks and minutes totals were all career highs, now establishing a new career high in points vs. Jacksonville (Nov. 24, 2024). Her six blocks against Mississippi Valley State tied the team-individual season high, tied the fourth-highest single-game total by a freshman, tied the 10th-best single-game total and tied the most since Teaira McCowan recorded seven blocks against Southeast Missouri State (Nov. 6, 2018).
- Montague recorded her SEC highs in points, rebounds, blocks and minutes with six points, six rebounds and two blocks in 14 minutes at No. 1/1 South Carolina (Jan. 7, 2024).
- Montague scored in 24 of 32 games in 2023-24, including nine-game scoring streak (Nov. 6-Dec. 11) to open her career. She played in all 16 regular-season SEC games and the SEC Tournament Second Round game against Texas A&M (March 7). She also appeared in all three WBIT postseason games.
- Montague averaged 2.9 points, 2.4 rebounds and 0.8 blocks on 51.4 percent from the field (36-70) and 63.6 percent from the free-throw line (21-33) in 7.2 minutes per game in 2023-24.
- Montague was rated a four-star and the No. 48 overall recruit in the 2023 class by espnW HoopGurlz. Montague was ranked the sixth-best post and third-best player in New Jersey by the outlet.
- Montague's older brother Jahleem played basketball at Palm Beach State Community College and Longwood.

GAME-BY-GAME

Opponent	Date	GS	MIN	Total		3-Pointers		Free throws		Rebounds				PF	A	TO	BLK	STL	PTS	AVG
				FG-FGA	PCT	3FG-3FGA	PCT	FT-FTA	PCT	OFF	DEF	TOT	AVG							
Memphis	11/07/2024		18:06	2-5	.400	0-1	.000	1-1	1.000	2	6	8	8.0	2	0	2	0	0	5	5.0
Alcorn	11/10/2024		14:37	1-2	.500	0-0	.000	3-4	.750	1	1	2	5.0	1	0	1	0	1	5	5.0
Alabama St.	11/13/2024		11:58	3-6	.500	0-0	.000	0-0	.000	3	2	5	5.0	1	1	1	0	0	6	5.3
Chattanooga	11/17/2024		07:35	0-3	.000	0-0	.000	0-0	.000	1	0	1	4.0	0	0	0	1	0	0	4.0
Mercer	11/20/2024		13:16	4-6	.667	0-1	.000	0-1	.000	0	3	3	3.8	1	0	1	1	0	8	4.8
vs Jacksonville	11/24/2024		14:04	8-13	.615	0-2	.000	1-2	.500	6	1	7	4.3	0	1	0	0	0	17	6.8
vs Utah	11/28/2024		08:52	2-3	.667	0-0	.000	0-0	.000	3	2	5	4.4	3	2	2	0	1	4	6.4
vs South Fla.	11/29/2024		19:58	2-7	.286	0-1	.000	2-2	1.000	2	6	8	4.9	1	0	1	0	2	6	6.4
at Georgia Tech	12/04/2024		09:21	0-0	.000	0-0	.000	0-0	.000	0	0	0	4.3	0	0	1	0	1	0	5.7
at Chicago St.	12/08/2024		17:22	4-10	.400	0-2	.000	0-2	.000	4	7	11	5.0	0	2	0	1	2	8	5.9
vs Belmont	12/14/2024		04:02	1-3	.333	0-0	.000	0-0	.000	1	1	2	4.7	0	0	1	0	0	2	5.5
Totals		0	139:11	27-58	.466	0-7	.000	7-12	.583	23	29	52	4.7	9	6	10	3	7	61	5.5

CAREER

SEASON TEAM	GP-GS	MIN/AVG	Field Goals		3-Point		F-Throws		Rebounds				Scoring			
			FG-FGA	FG%	3FG-3FGA	3FG%	FT-FTA	FT%	OFF	DEF	TOT	AVG	PF-FO	A	TO	BLK STL
2023-24 MS	32-0	229/7.2	36-70	.514	0-3	.000	21-33	.636	31	46	77	2.4	42-0	6	23	26 7
2024-25 MS	11-0	139/12.7	27-58	.466	0-7	.000	7-12	.583	23	29	52	4.7	9-0	6	10	3 7
TOTAL	43-0	369/8.6	63-128	.492	0-10	.000	28-45	.622	54	75	129	3.0	51-0	12	33	29 14

HIGHS
POINTS

Season.....17, vs. Jacksonville, 11/24/24
SEC.....6, at South Carolina, 1/7/24
Career.....17, vs. Jacksonville, 11/24/24

REBOUNDS

Season.....11, at Chicago State, 12/8/24
SEC.....6, at South Carolina, 1/7/24
Career.....13, vs. Mississippi Valley State, 12/29/23

ASSISTS

Season.....2, at Chicago State, 12/8/24, vs. Utah, 11/28/24
SEC.....1, at Ole Miss, 2/18/24
Career.....2, at Chicago State, 12/8/24, vs. Utah, 11/28/24

BLOCKS

Season.....1 (3x), last at Chicago State, 12/8/24
SEC.....2, at South Carolina 1/7/24, vs. Vanderbilt, 1/4/24
Career.....6, vs. Mississippi Valley State, 12/29/23

STEALS

Season...2, at Chicago State, 12/8/24, vs. South Florida, 11/29/24
SEC.....1, vs. Tennessee, 1/18/24, at South Carolina, 1/7/24
Career...2, at Chicago State, 12/8/24, vs. South Florida, 11/29/24

FIELD GOALS MADE

Season.....8, vs. Jacksonville, 11/24/24
SEC.....3, at South Carolina, 1/7/24
Career.....8, vs. Jacksonville, 11/24/24

FIELD GOALS ATTEMPTED

Season.....13, vs. Jacksonville, 11/24/24
SEC.....6, at South Carolina, 1/7/24
Career.....14, vs. Mississippi Valley State, 12/29/23

THREE-POINT FIELD GOALS MADE

Season.....
SEC.....
Career.....

THREE-POINT FIELD GOALS ATTEMPTED

Season 2, at Chicago State, 12/8/24, vs. Jacksonville, 11/24/24
SEC.....1, at South Carolina, 1/7/24
Career..2, at Chicago State, 12/8/24, vs. Jacksonville, 11/24/24

FREE THROWS MADE

Season.....3, vs. Alcorn State, 11/7/24
SEC.....3, at Alabama, 2/25/24
Career.....3 (4x), last vs. Alcorn State, 11/7/24

FREE THROWS ATTEMPTED

Season.....4, vs. Alcorn State, 11/7/24
SEC.....3, at Alabama, 2/25/24
Career.....5, vs. Georgia Tech, 3/21/24

MINUTES

Season.....20 (19:58), vs. South Florida, 11/29/24
SEC.....14 (14:11), at South Carolina, 1/7/24
Career.....23 (23:06), vs. Mississippi Valley State, 12/29/23

**DENIM DESHIELDS**


Jr. | G | 5-5 | Atlanta, Ga.
UAB

**DESTINEY MCPHAUL**

R-Jr. | G | 5-9 | Philadelphia, Pa.
Northwest Florida State College/Temple

**JERKAILA JORDAN**

Gr. | G | 5-10 | New Orleans, La.
Tulane

**TERREN WARD**


Gr. | G/F | 5-11 | Jesup, Ga.
Georgia Southern

**ENIYA RUSSELL**

Gr. | G/F | 6-0 | Baltimore, Md.
Kentucky/South Carolina

**CHANDLER PRATER**

Gr. | G/F | 5-10 | Kansas City, Mo.
Oklahoma State/Kansas

**SHAKIRAH EDWARDS**

Fr. | G | 5-10 | Panama City, Fla.
Rutherford High School

**ANAISHA CARRIERE**


Fr. | G/F | 6-2 | Gulfport, Miss.
Harrison Central High School

**TAHJ-MONET BLOOM**

Fr. | F | 6-2 | Okinawa, Japan
DME Academy

**ROCÍO JIMÉNEZ**

R-Fr. | C | 6-7 | Elías Piña, Dominican Republic

**KAYLA THOMAS**

Sr. | F/C | 6-2 | Beltsville, Md.
Georgia Southern/Penn State

**MADINA OKOT**

Jr. | C | 6-6 | Mumias, Kenya
Zetech University

**DEBREASHA POWE**

Jr. | G/F | 6-1 | Meridian, Miss.

**QUANIRAH MONTAGUE**

So. | F/C | 6-5 | Atlantic City, N.J.

**SAM PURCELL**

Head Coach
Third Season

**FRED CASTRO**

Associate Head Coach
First Season

**ANITA HOWARD**

Assistant Coach
First Season

**SAMANTHA WILLIAMS**

Assistant Coach
First Season


**TONY DUKES**

Assistant Coach/Scouting
Second Season

**VICTORIA VIVIAN**

Assistant Coach/Scouting
First Season

2024-25 TV/RADIO SHEET

**DENIM DESHIELDS**

0

5-5 | Jr. | G
Atlanta, Ga.

GP-GS	PPG	RPG	APG	OTHER	FG%	3PT%	FT%
2024-25	11-11	5.0	1.9	3.8	1.3 SPG	28.8	25.0 86.4
CAREER	74-72	12.0	1.9	4.6	1.0 SPG	40.8	24.9 74.8

SEASON HIGHS Pt: 10 Reb: 4 Ast: 7 Stl: 3 Blk: 1 Min: 33
CAREER HIGHS Pt: 36 Reb: 7 Ast: 11 Stl: 5 Blk: 1 Min: 44

- Team's ball stopper, 19-22 from the free-throw line.
- Season-best four rebounds vs. Belmont (Dec. 14).
- Six points and six assists vs. Utah (Nov. 28).
- Two-time All-Conference selection at UAB from 2022-24.
- Averaged 13.4 points, 5.3 assists (led AAC) and 3.0 rebounds in 33.3 minutes per game at UAB in 2023-24.
- She set new career highs in points, assists, rebounds, minutes averages, field-goal and free-throw percentage.
- 170 assists in 2023-24, top-three in the conference in assists per game in the each of her first two seasons.

**DESTINEY MCPHAUL**


1

5-9 | R-Jr. | G
Philadelphia, Pa.

GP-GS	PPG	RPG	APG	OTHER	FG%	3PT%	FT%
2024-25	9-0	7.4	2.4	2.0	1.0 SPG	54.8	40.0 78.9
CAREER	9-0	7.4	2.4	2.0	1.0 SPG	54.8	40.0 78.9

SEASON HIGHS Pt: 15 Reb: 4 Ast: 4 Stl: 3 Blk: Min: 27
CAREER HIGHS Pt: 15 Reb: 4 Ast: 4 Stl: 3 Blk: Min: 27

- Leads all non-starters with 7.4 points per game.
- Posted her third double-digit scoring performance and hit game-winning free throws with 13 points vs. Belmont. (11 vs. Memphis (Nov. 7), 15 vs. Alcorn State (Nov. 10))
- Ranked as the top-guard and second-overall junior college prospect by JUCO World Exposure.
- 2024 NJCAA First Team All-American after she averaged 13.2 points, 4.8 assists and 3.0 rebounds in 31.7 minutes per game in 2023-24.

**JERKAILA JORDAN**

2

5-10 | Gr. | G
New Orleans, La.

GP-GS	PPG	RPG	APG	OTHER	FG%	3PT%	FT%
2024-25	11-11	15.0	7.5	2.6	1.4 SPG	42.9	22.0 71.4
CAREER	135-135	14.6	5.4	2.0	2.1 SPG	45.0	35.7 72.8

SEASON HIGHS Pt: 25 Reb: 15 Ast: 5 Stl: 3 Blk: 5 Min: 39
CAREER HIGHS Pt: 36 Reb: 15 Ast: 6 Stl: 7 Blk: 5 Min: 40

- 22.5 points, 7.8 rebounds, 2.0 assists, 2.0 blocks and 1.5 steals on 50.7 percent from the field over last four games. Career-high 15 rebounds vs. Belmont (Dec. 14).
- 2025 Preseason All-SEC Coaches Second Team, 2024 All-SEC Second Team after averaging 16.2 points, 5.9 rebounds, 2.4 assists and 2.1 steals in 30.8 minutes per game in 2023-24. Her points, rebounds, assists, steals, blocks and minutes totals were all career highs.
- Only player in the SEC to average at least 15.0 points, 5.0 rebounds, 2.0 assists and 2.0 steals per game in 2023-24.

**TERREN WARD**


3

5-11 | Gr. | G/F
Jesup, Ga.

GP-GS	PPG	RPG	APG	OTHER	FG%	3PT%	FT%
2024-25	8-0	3.4	2.5	0.1	0.4 BPG	25.0	27.3 87.5
CAREER	114-69	15.6	7.2	1.7	1.7 SPG	40.8	35.7 77.2

SEASON HIGHS Pt: 14 Reb: 8 Ast: 1 Stl: 1 Blk: 1 Min: 14
CAREER HIGHS Pt: 40 Reb: 17 Ast: 7 Stl: 7 Blk: 4 Min: 39

- Nine points and seven rebounds in 10 minutes vs. Jacksonville (Nov. 24).
- Prior to 2024-25, she played in 106 games with 69 starts over four seasons under Anita Howard at Georgia Southern, who is now on staff at Mississippi State.
- Averaged 22.0 points, 9.1 rebounds, 1.9 assists, 1.8 steals in 29.9 minutes per game at Georgia Southern in 2023-24. Her 22.0 points per game ranked 11th nationally.
- 2024 and 2023 Sun Belt All-Conference First Team, 2022 Sun Belt All-Conference Second Team selection.

**ENIYA RUSSELL**

4

6-0 | Gr. | G/F
Baltimore, Md.

GP-GS	PPG	RPG	APG	OTHER	FG%	3PT%	FT%
2024-25	11-11	14.4	5.3	4.4	0.6 SPG	51.2	30.2 61.3
CAREER	114-13	6.0	2.3	1.3	0.4 SPG	41.5	26.6 63.6

SEASON HIGHS Pt: 26 Reb: 10 Ast: 9 Stl: 3 Blk: 1 Min: 31
CAREER HIGHS Pt: 26 Reb: 10 Ast: 9 Stl: 3 Blk: 2 Min: 35

- Six straight games with 10 or more points.
- Team-high 4.5 assists in 2024-25. Neared a triple-double with 18 points, career-high nine assists and nine rebounds at Georgia Tech (Dec. 4).
- Career-high 26 points on 10-15 from the field and 4-8 from three in her MSU debut vs. Memphis (Nov. 7).
- Averaged 10.1 points, 3.6 rebounds and 1.5 assists in 20.7 minutes per game at Kentucky in 2023-24. Her points, rebounds, assists, minutes, steals averages and free-throw percentage were all career-highs.

**CHANDLER PRATER**

5

5-10 | Gr. | G/F
Kansas City, Mo.

GP-GS	PPG	RPG	APG	OTHER	FG%	3PT%	FT%
2024-25	11-0	4.5	4.2	1.5	17.0 MPG	42.9	41.2 66.7
CAREER	102-36	7.0	4.5	1.7	21.0 MPG	41.4	27.4 78.5

SEASON HIGHS Pt: 14 Reb: 9 Ast: 4 Stl: 2 Blk: 1 Min: 25
CAREER HIGHS Pt: 24 Reb: 16 Ast: 6 Stl: 5 Blk: 5 Min: 39

- Glue piece on the team, had consecutive games with 10 or more points. 10 points on 5-5 from the field at Georgia Tech (Dec. 4), 14 points at Chicago State (Dec. 8).
- 14 points on career-high four threes with five rebounds and four assists in 23 minutes at Chicago State (Dec. 8).
- Averaged 8.0 points, 6.0 rebounds, 2.0 assists and 1.4 steals in 21.0 minutes per game in five games at Oklahoma State before a season-ending injury in 2023-24.
- Played in 35 games with 33 starts at Kansas in 2022-23, 9.5 points and 6.0 rebounds and won a WNIT Title.

**SHAKIRAH EDWARDS**

6

5-10 | Fr. | G
Panama City, Fla.

GP-GS	PPG	RPG	APG	OTHER	FG%	3PT%	FT%
2024-25	6-0	2.0	0.5	0.5	6.1 MPG	40.0	33.3 0.0
CAREER	6-0	2.0	0.5	0.5	6.1 MPG	40.0	33.3 0.0

SEASON HIGHS Pt: 8 Reb: 2 Ast: 2 Stl: 1 Blk: 1 Min: 12
CAREER HIGHS Pt: 8 Reb: 2 Ast: 2 Stl: 1 Blk: 1 Min: 12

- Eight points and two rebounds at Chicago State (Dec. 8).
- One of the top athletes on the team with a 10' 5.5" approach height (running vertical height) and a 35.5" approach jump (running vertical), 30.2" standing vertical, 3.46-second 3/4 court sprint. Earned the "Top Dawg" Award for their weight room and conditioning work in the offseason.
- Rated a four-star in 2024 class by ESPNW HoopGurlz. Led Rutherford to a 26-2 record and 2023 FHSAA Class 4A Elite Eight on 15.2 points, 5.7 rebounds, 3.4 assists, 3.3 steals and 1.7 blocks per game as a senior.

**ANAISHA CARRIERE**

8

6-2 | Fr. | G/F
Gulfport, Miss.

GP-GS	PPG	RPG	APG	OTHER	FG%	3PT%	FT%
2024-25	5-0	0.4	0.4	0.0	1.9 MPG	20.0	0.0 0.0
CAREER	5-0	0.4	0.4	0.0	1.9 MPG	20.0	0.0 0.0

SEASON HIGHS Pt: 2 Reb: 2 Ast: Stl: Blk: Min: 4
CAREER HIGHS Pt: 2 Reb: 2 Ast: Stl: Blk: Min: 4

- Tabbed as one of the top recruits in Mississippi by multiple outlets, including 247Sports, ESPNW HoopGurlz and Collegiate Girls Basketball Report - Dan Olson.
- Led Harrison Central High School to a 2022 MHSAA 6A State Championship appearance, where she faced current teammate Debraasha Powe and Meridian High School.
- Advanced to the MHSAA 6A State Semifinal each year from her freshman to her junior season.

**TAHJ-MONET BLOOM**

11

6-2 | Fr. | F
Okinawa, Japan

GP-GS	PPG	RPG	APG	OTHER	FG%	3PT%	FT%
2024-25							
CAREER							

SEASON HIGHS Pt: Reb: Ast: Stl: Blk: Min:
CAREER HIGHS Pt: Reb: Ast: Stl: Blk: Min:

- Suffered a non-sport related injury outside of team activities that will sideline her for the season.
- Rated a four-star and the No. 43 overall recruit in the 2024 class by ESPNW HoopGurlz.
- Lived in Okinawa, Japan for over 10 years throughout her childhood.

**ROCÍO JIMÉNEZ**

13

6-7 | R-Fr | C
Elias Piña, Dominican Republic

GP-GS	PPG	RPG	APG	OTHER	FG%	3PT%	FT%
2024-25							
CAREER							

SEASON HIGHS Pt: Reb: Ast: Stl: Blk: Min:
CAREER HIGHS Pt: Reb: Ast: Stl: Blk: Min:

- Has a team-best 6' 11.5" wingspan and 8' 8" standing reach. Expected to redshirt for the 2024-25 season.
- Earned a medical redshirt in 2023-24 and is still rehabbing an injury sustained prior to Mississippi State. Originally slated for the 2025 class, she reclassified to join the program.
- Played one year of high school basketball, but competed within the Dominican Republic's FIBA Women's National Team organization.

**KAYLA THOMAS**

14

6-2 | Sr. | F/C
Beltsville, Md.

GP-GS	PPG	RPG	APG	OTHER	FG%	3PT%	FT%
2024-25	11-0	2.8	1.5	0.2	5 BLKS	66.7	0.0 87.5
CAREER	78-11	3.3	2.3	0.2	10.4 MPG	48.6	0.0 68.9

SEASON HIGHS Pt: 5 Reb: 4 Ast: 1 Stl: Blk: 2 Min: 16
CAREER HIGHS Pt: 16 Reb: 10 Ast: 3 Stl: 2 Blk: 2 Min: 34

- Has scored in all but one game, four points and three rebounds in 16 minutes at Chicago State (Dec. 8).
- Prior to 2024-25, she played in 67 games with 11 starts over three seasons at Georgia Southern and Penn State.
- Averaged 5.3 points and 3.8 rebounds on 47.9 percent from the field and 64.6 percent from the free-throw line in 15.2 minutes per game in 2023-24.
- Thomas' mother, Tenicka, was a three-sport athlete and was inducted into the MVSU Hall of Fame in 2008.

**MADINA OKOT**

15

6-6 | Jr. | C
Mumias, Kenya

GP-GS	PPG	RPG	APG	OTHER	FG%	3PT%	FT%
2024-25	11-11	11.5	9.1	0.3	1.1 BPG	69.2	0.0 64.3
CAREER	11-11	11.5	9.1	0.3	1.1 BPG	69.2	0.0 64.3

SEASON HIGHS Pt: 17 Reb: 17 Ast: 2 Stl: 5 Blk: 3 Min: 28
CAREER HIGHS Pt: 17 Reb: 17 Ast: 2 Stl: 5 Blk: 3 Min: 28

- Four double-doubles this season: 11 points and 15 rebounds in 28 minutes vs. Belmont (Dec. 14).
- 10+ points and 5+ rebounds in nine of 11 games.
- Leads team in rebounds (9.1) and blocks (1.1).
- Joined team on August 25, has a team-best 8' 8" standing reach, 6' 10" wingspan, 10' 3" approach height (running vertical height) and a 3.82-second 3/4-court sprint.
- Played for the Kenya FIBA 3x3 Senior Team since 2022.
- Only played basketball since 2020, played volleyball.

**DEBRAASHA POWE**

21

6-1 | Jr. | G/F
Meridian, Miss.

GP-GS	PPG	RPG	APG	OTHER	FG%	3PT%	FT%
2024-25	11-11	9.8	3.9	1.5	1.3 SPG	48.1	47.3 66.7
CAREER	78-77	8.7	4.1	1.1	0.9 SPG	41.4	37.3 76.0

SEASON HIGHS Pt: 16 Reb: 7 Ast: 4 Stl: 3 Blk: 3 Min: 40
CAREER HIGHS Pt: 24 Reb: 13 Ast: 4 Stl: 6 Blk: 3 Min: 40

- 47.3 percent from three (26-55) ranks third in the SEC and ranks 19th nationally as of Dec. 16. Currently a +7.3 percent increase from her sophomore season.
- Has hit three or more threes in five games this season and 18 times in her career. Played 40 minutes for the first time in her career at Georgia Tech (Dec. 4).
- One of three players in the SEC in 2023-24 and the latest Mississippi State player since 2018-19 to knock down 65-plus threes on a 40.0 percent or better rate.

**QUANIRAH MONTAGUE**

24

6-5 | So. | F/C
Atlantic City, N.J.

GP-GS	PPG	RPG	APG	OTHER	FG%	3PT%	FT%
2024-25	11-0	5.5	4.7	0.5	0.9 BPG	46.6	0.0 58.3
CAREER	43-0	3.6	3.0	0.3	0.7 BPG	49.2	0.0 62.2

SEASON HIGHS Pt: 17 Reb: 11 Ast: 2 Stl: 2 Blk: 1 Min: 20
CAREER HIGHS Pt: 17 Reb: 13 Ast: 2 Stl: 2 Blk: 6 Min: 23

- Career-high 17 points on 8-13 from the field and seven rebounds in 14 minutes vs. Jacksonville (Nov. 24).
- Eight points and 11 rebounds at Chicago State (Dec. 8)
- 6' 8.25" wingspan, 10' 3.5" approach height (running vertical height) and a 3.79-second 3/4-court sprint.
- 26 blocks were second and her 51.4 field-goal percentage were fourth among SEC freshmen in 2023-24.
- SEC Co-Freshman of the Week (Jan. 2, 2024) after first double-double on 14 points, 13 rebounds and six blocks vs. Mississippi Valley State (Dec. 29, 2024).

**SAM PURCELL**Third Season, Same Overall
2024-25: 10-1, 0-0 SEC
Career: 55-24, 17-15 SEC

GP-GS PPG RPG APG OTHER FG% 3PT% FT%

- Only head coach in program history and one of six in SEC women's basketball since 2000 to record consecutive seasons with 20 or more wins in each of their first two seasons.
- Most overall wins (45 - 10 more than the next) (now at 55 in his third season), most SEC wins (17 - 7 more than the next) and most NCAA Tournament wins (2 - no other head coach has recorded one) of any head coach through their first two seasons in program history.
- Purcell became the fastest head coach to 50 wins at Mississippi State, achieving the mark in 73 games, eight faster than the next.
- Purcell and staff signed a 2025 top-10 recruiting class (No. 10) per ESPN with the addition of three ESPNW HoopGurlz Top-100 prospects.

MORE INFORMATION

RECORD	10-1 (0-0 SEC)
STREAK	W2
POINTS	Jordan (15.0)
REBOUNDS	Okot (9.1)
ASSISTS	Russell (4.4)
BLOCKS	Okot (1.1)
STEALS	Jordan (1.4)
FIELD-GOAL%	Okot (69.2)
THREE FIELD-GOAL%	Powe (47.3)
FREE-THROW%	Ward (87.5)
MINUTES	Powe (31.1)
NEXT GAME	vs SC State (Dec. 29)