

GAME 16: (10) OKLAHOMA AT MISSISSIPPI ST.

Jan. 9 | 6:30 PM CT

SEC Game 3 | Humphrey Coliseum | Starkville, Miss.

TV: SECN+ | Radio: 107.7 FM The Franchise

OKLAHOMA

3 FINAL FOURS • 13 CONFERENCE CHAMPIONSHIPS • 15 WNBA DRAFT PICKS • 24 NCAA TOURNAMENTS • 60 ALL-AMERICA SELECTIONS

2024-25 SCHEDULE/RESULTS

N4	Southern	W, 76-44
N8	Virginia	W, 95-51
N13	Western Carolina	W, 122-56
N19	at Wichita State	W, 79-49
N22	at UNLV	W, 88-58
N25	vs. DePaul ¹	W, 85-62
N27	vs. (13) Duke ¹	L (OT), 109-99

D4	at (22) Louisville ²	W, 78-72
D8	Alabama State	W, 110-46
D15	Oral Roberts	W, 94-54
D18	vs. (20) Michigan ³	W, 72-62
D22	Omaha	W, 111-65
D29	New Mexico State	W, 82-64

J2	(5) Texas*	L, 80-73
J5	at (16) Tennessee*	W, 87-86
J9	at (RV) Miss. St.*	6:30 PM SECN+
J12	Texas A&M*	4 PM ESPN2
J16	Missouri*	6 PM SECN+
J19	at (2) S. Carolina*	2 PM ESPN/2
J26	Georgia*	1:30 PM SECN+
J30	at (6) LSU*	6 PM ESPN2

F2	(15) Kentucky*	3 PM SEC NET
F6	at (RV) Ole Miss*	6:30 PM SECN+
F10	Auburn*	7 PM SEC NET
F16	at Missouri*	1 PM SEC NET
F20	(RV) Vanderbilt*	6 PM SECN+
F23	at Arkansas*	2 PM SECN+
F27	at Florida*	6 PM SECN+

M2	(18) Alabama*	1:30 PM SECN+
M5-9	SEC Tournament ⁴	TBA TBA

All times are CT and subject to change

* SEC game

- 1 Ball Dawgs Classic (Henderson, Nev.)
- 2 SEC/ACC Challenge
- 3 Jumpman Invitational (Charlotte, N.C.)
- 4 Played in Greenville, S.C.

(AP Poll)

TV INFO

Play-By-Play.....Bart Gregory
 Analyst.....Brittany Lange
 Channel.....SEC Network+

RADIO INFO

Play-by-Play.....Brian Brinkley
 Radio.....107.7 FM The Franchise
 Online.....Varsity Radio App

OU ATHLETICS COMMUNICATIONS

Assistant Director/WBB Contact.....Josh Poteet
 Email.....jpoteet@ou.edu
 Cell.....405-880-5315



(10/11) OKLAHOMA SOONERS (13-2, 1-1 SEC)

Head Coach: Jennie Baranczyk
 Record at OU: 87-28 (4th year)
 Career record: 279-124 (13th year)



(RV/--) MISSISSIPPI STATE BULLDOGS (13-3, 0-2 SEC)

Head Coach: Sam Purcell
 Record at MSST: 58-26 (3rd year)
 Career record: Same

THE STARTING FIVE

► No. 10 Oklahoma looks to move to 2-1 in SEC play on Thursday night when it travels to Starkville to face Mississippi State. The **Sooners (13-2, 1-1 SEC)** are fresh off a top-15 win at Tennessee, while the **Bulldogs (13-3, 0-2 SEC)** enter the night after back-to-back losses to ranked teams.

► The Sooners are a perfect **4-0 on the road** this season, highlighted by a ranked win over then-No. 22 Louisville and last week at #15 Tennessee. Their four-game road winning streak is the 10th longest in the nation. Under fourth-year head coach Jennie Baranczyk, Oklahoma has posted a strong 29-11 record in true road games.

► OU has one of the most explosive and efficient offenses in the country, ranking **5th in scoring offense (90.1 PPG)**, 12th in field goal percentage (48.5%), 2nd in assists per game (22.6 APG) and it leads the nation in rebounds per game (49.93 RPG). **The Sooners rank in the top 10 nationally in paint points (45.6, 2nd), second chance points (15.8, 9th) and bench points (34.8, 5th).**

► **The Sooners enter Thursday's contest ranked No. 11 in the latest NET rankings.** Oklahoma is 4-2 in Quad 1/2 games, including top-25 victories over Michigan, Louisville and Tennessee, plus a road win at UNLV. They've dominated Quad 3/4 games, going 9-0 with an average margin of victory of 38.2 points. Ten of OU's final 14 conference games are against Quad 1/2 teams.

► While Oklahoma's offense often steals the spotlight, the Sooners' defense is equally impressive. Ranked 19th nationally in defensive rating, it allows just 79.3 points per 100 possessions. **Oklahoma has held 14 of its 15 opponents below their season averages in both points and shooting percentage.** On average, the Sooners limit opponents to 9.0 fewer points per game and force them to shoot 6.0% worse from the field.

NOTE OF THE NIGHT

► Raegan Beers, named to the Wooden Award Top 25 Midseason Watch List on Tuesday, averages 17.1 points and 9.3 rebounds in just 21.5 minutes per game. Her 69.1% field goal percentage ranks third nationally, while her player efficiency rating (PER) of 38.9 places her 13th in Division I. Beers has recorded six double-doubles in 15 games this season, the second-most by a Sooner in a single season since 2017-18, ranking in the top 30 nationally. **Beers was the No. 1 player in the transfer portal per The Athletic and 247 Sports, and No. 2 by ESPN.**

OKLAHOMA PROJECTED STARTERS

#	NAME	POS	YR	HT	HOMETOWN (LAST SCHOOL)	PTS	REB	AST
1	Nevaeh Tot	G	R-Sr.	5-3	Columbus, Ohio (John Paul II HS)	3.4	2.2	4.0
6	Sahara Williams	F	So.	5-11	Waterloo, Iowa (Waterloo West HS)	10.4	4.4	2.3
12	Payton Verhulst	G	Sr.	6-1	De Soto, Kan. (Louisville)	14.3	5.9	3.9
24	Skylar Vann	F	R-Sr.	6-0	Edmond, Okla. (Deer Creek HS)	10.1	4.9	2.8
52	Raegan Beers	C	Jr.	6-4	Littleton, Colo. (Oregon State)	17.1	9.3	1.1

OKLAHOMA BENCH

#	NAME	POS	YR	HT	HOMETOWN (LAST SCHOOL)	PTS	REB	AST
0	Beatrice Culliton	C	Jr.	6-3	Overland Park, Kan. (Aquinas HS)	2.1	2.9	0.9
2	Reyna Scott	G	Jr.	5-10	New York City, N.Y. (Nazareth HS)	4.0	1.7	1.6
3	Zya Vann	G	Fr.	5-9	Edmond, Okla. (Bethany HS)	7.0	2.6	2.3
4	Caya Smith	F	Fr.	6-0	Oklahoma City, Okla. (PC West HS)	1.5	0.5	0.1
5	Kiersten Johnson	F	Jr.	6-4	Duncanville, Texas (Duncanville HS)	3.3	2.6	0.6
15	Lexy Keys	G	R-Sr.	5-7	Tahlequah, Okla. (Oklahoma State)	7.1	2.1	1.7
20	Aubrey Joens	G	R-Sr	5-9	Iowa City, Iowa (Iowa State)	3.5	1.3	0.7
25	Landry Allen	C	So.	6-3	Tuttle, Okla. (Tuttle HS)	1.1	0.9	0.3
34	Liz Scott	F	R-Sr.	6-2	Houston, Texas (Klein Oak HS)	7.5	4.8	0.9

TABLE OF CONTENTS

Page 2.....	Series History, Stat Comparison and Notes	Page 11.....	10+ Performances, Game Margins, OU's Record When...
Page 3.....	SEC Standings, Awards and Notes	Pages 12-13.....	Top Team and Individual Performances
Page 4.....	OU Under Baranczyk and Notes	Pages 14-16.....	Last Times...
Page 5.....	Milestones, Quick Facts and Notes	Page 17.....	Head Coach Jennie Baranczyk
Page 6.....	Polls and Notes	Page 18-31.....	Player Pages
Page 7.....	Notes	Page 32.....	Oklahoma Overall Stats
Page 8.....	Results/Game Leaders and Points-Rebounds-Assists	Page 33.....	Roster and Staff
Page 9.....	Team Game-By-Game	Page 34.....	Broadcast Cheat Sheet
Page 10.....	Scoring/Specialty Stats and Start Chart		

TONIGHT'S OPPONENT... MISSISSIPPI STATE

SERIES HISTORY

Games	2
Standing	OU leads 2-0
At Norman.....	OU leads 1-0
At Starkville.....	N/A
At Neutral Site.....	OU leads 1-0
Last Win	94-63 (12/4/21)
Last Home Win.....	94-63 (12/4/21)
Last Road/Neutral Win.....	88-73 (11/23/07)
Last Loss	N/A
Last Home Loss.....	N/A
Last Road Loss	N/A
Largest Win.....	31, 94-63 (12/4/21)
Largest Defeat.....	N/A
Current Streak.....	OU, 2 wins

ALL MEETINGS

Date	Location	Result	Score
12/4/21	Norman	W	94-63
11/23/07	Cancun	W	88-73

NEXT OPPONENT... TEXAS A&M

Date/Time.....	Sunday, Jan. 12 // 4 p.m. CT
TV.....	ESPN2
Site.....	Lloyd Noble Center // Norman, Okla.
Record.....	8-6, 1-1 SEC

SERIES HISTORY

Games	48
Standing	OU leads 27-21
At Norman.....	OU leads 17-3
At CStat	TAMU leads 11-7
At Neutral Site.....	TAMU leads 6-3
Last Win	64-55 (2/21/12)
Last Home Win.....	64-55 (2/21/12)
Last Road/Neutral Win.....	81-72 (1/28/06)
Last Loss	74-68 (12/20/15)
Last Home Loss.....	80-78 (1/26/11)
Last Road Loss	74-68 (12/20/15)
Largest Win.....	38, 77-39 (1/18/03)
Largest Defeat.....	25, 99-74 (12/18/95)
Current Streak.....	TAMU, 2 wins

LAST FIVE MEETINGS

Date	Location	Result	Score
12/20/15	OKC	L	74-68
3/9/12	Kansas City	L	79-66
2/21/12	Norman	W	64-55
1/8/12	CStat	L	75-58
3/11/11	Kansas City	L	81-68

SERIES HISTORY

►Thursday is the third meeting between Oklahoma and Mississippi State, with the Sooners holding a 2-0 series advantage. OU defeated Mississippi State by 31 in Jennie Baranczyk's eighth game as the Oklahoma head coach. Skylar Vann, Liz Scott and Nevaeh Tot all played in the 2021 win over State.

►The teams have never met in Starkville.

►The Sooners are 1-1 all-time in the state of Mississippi, with the lone win coming last season at Ole Miss.

LAST SERIES MEETING

Oklahoma 94, Mississippi State 63 ■ Dec. 4, 2021
Lloyd Noble Center ■ Norman, Okla.

TEAM	1	2	3	4	FINAL
Mississippi State	21	12	15	15	63
Oklahoma	27	28	20	19	94

GAME LEADERS OKLAHOMA MISSISSIPPI STATE

Points	T. Robertson, 22	A. Hayes, 21
Rebounds	M. Williams, 11	R. Jackson, 9
Assists	N. Tot, 5	M. Taylor, 5

► The Oklahoma women's basketball team took the lead in the first quarter and dominated Mississippi State in Norman on Saturday, knocking off the Bulldogs 94-63 as part of the Big 12/SEC Challenge. The 31-point win marked the largest non-conference margin of victory over a Power Five opponent since a 39-point win vs. Oregon on Nov. 24, 2012. With the victory over Mississippi State, the Sooners (7-1) extended their winning streak to four games.

LAST TIME OUT: #9 OKLAHOMA 87, #15 TENNESSEE 86

►Payton Verhulst scored 16 points including two free throws with 50 seconds left in the game to help No. 9 Oklahoma hold on for an 87-86 win over No. 15 Tennessee on Sunday. The Volunteers (13-1, 1-1 in Southeastern Conference) rallied from a 19-point third-quarter deficit. They scored eight points in the final 1:15 of the game, led by two 3-pointers from Jewel Spear, who finished with 28 points. Sara Puckett's 3-point attempt with five seconds left that would have won the game for Tennessee missed.

A WIN WOULD...

► Push Oklahoma's winning streak on the road to five games.

►Secure the Sooners' 13th straight win over unranked opponents, a streak that dates back to last season.

NEW CONFERENCE, SAME GOALS



►The 2024-25 season marks Oklahoma's inaugural campaign in the Southeastern Conference (SEC), officially joining the league on July 1, 2024.

►Oklahoma was **picked to finish fourth in both the SEC media and coaches' preseason polls**. In Coach Baranczyk's three seasons at OU, her teams have outperformed their preseason projections each time. Across her 12-year head coaching career (nine seasons at Drake and three at OU), Baranczyk's teams have met or exceeded preseason expectations in 10 seasons.

►Entering the season, under Baranczyk, Oklahoma was 7-4 vs. teams in the SEC, and 4-1 vs. SEC teams that were in the league prior to this season.

►In Oklahoma's 28 years in the Big 12 Conference, Oklahoma won 12 conference championships, reaching the NCAA Tournament 21 times. All-time, Oklahoma posted a 367-269 record vs. Big 12 teams.

STAT COMPARISON

CATEGORY		
Overall Record	13-2	13-3
Conference Record	1-1	0-2
NET Ranking	11	33
AP Poll Ranking	10	RV
Strength of Schedule	20	215
Scoring Offense	90.1	77.6
Scoring Defense	63.9	57.0
Scoring Margin	+26.2	+20.6
Rebounds Per Game	49.93	42.19
Rebounding Margin	+17.5	+11.4
Field Goal Pct.	.485	.479
Opp. Field Goal Pct.	.358	.346
3-Point Pct.	.332	.323
Opp. 3-Point Pct.	.273	.284
Free Throw Pct.	.686	.711
Assists Per Game	22.6	16.9
Turnovers Per Game	19.0	16.2
AST/TO Ratio	1.19	1.05

JB'S CONFERENCE FINISHES

Year	Pre	Post
24-25	4th	TBD
23-24	5th	1st
22-23	3rd	1st
21-22	5th	4th
20-21	4th	2nd
19-20	1st	2nd
18-19	1st	1st
17-18	1st	1st
16-17	1st	1st
15-16	2nd	T2nd
14-15	3rd	2nd
13-14	4th	5th
12-13	9th	9th

50 YEARS AT LLOYD NOBLE CENTER

► This season marks Oklahoma's 50th at Lloyd Noble Center, where the Sooners got their first home win on Jan. 31, 1976, with a 44-38 win over East Central (Okla.). In total, the Sooners have amassed a 468-173 (.727) record at the LNC, welcoming over 1.97 million fans through its doors. The program set a historic milestone by winning 25 consecutive games at the arena from 1984 to 1986.

► In the Baranczyk era, Oklahoma has posted a 47-8 home record, including a 23-5 mark in home conference play and a 24-3 record in home non-conference matchups.

► The arena is tied with Stegeman Coliseum, Pete Maravich Assembly Center and Humphrey Coliseum as the oldest arena in the league.

PULSE OF THE POLLS

► Oklahoma is the No. 10 team in the AP Poll and the Sooners have been ranked in the top 15 all season, rising as high as No. 8 in the Nov. 25 poll. The Sooners checked in at No. 11 in the WBCA Coaches Poll on Jan. 7.

► OU opened the 2024-25 season ranked 10th in both the AP and WBCA Coaches polls, marking the team's highest preseason ranking since 2010. It was also Oklahoma's first top-10 appearance in the AP poll since Nov. 18, 2013, when the team was similarly ranked at No. 10.

► Oklahoma currently boasts an active streak of 18 consecutive weeks in the AP poll, the fifth longest in program history. The active streak is the longest stretch since a 40-week period between 2015-17.

THE MARCH TO MADNESS

► In the latest ESPN bracketology on Jan. 7, Oklahoma was tabbed as a **No. 3 seed**, which would provide hosting duties in the tournament for the second time of the Baranczyk era (2022).

► A staple of the NCAA postseason, Oklahoma has appeared in 24 NCAA Tournaments, including 22 since the turn of the century and three straight under Baranczyk.

► Of Oklahoma's 29 regular season opponents, 11 are in the latest bracket on ESPN, including three from its non-conference slate (Duke [L], Louisville [W] and Michigan [W]).

EXPERIENCE PAYING DIVIDENDS

► Oklahoma doesn't just return talent - it returns experienced talent. The Sooners have combined to play over 1,000 games in their careers. **The 14-player roster has amassed 506 combined starts.**

► The Sooners' projected starting five boasts 321 combined starts, led by Nevaeh Tot's 120 as the veteran guard has **started 99 straight games** for Baranczyk. Other projected starters include Skylar Vann (54 starts), Raegan Beers (52), Sahara Williams (48) and Payton Verhulst (47). Vann, Williams and Verhulst started 31 games together last season.

► Off the bench, Aubrey Joens has played in a team-high 137 games, and Lexy Keys owns 105 starts in 134 games.

► **Six Sooners have graduated with undergraduate degrees and are pursuing their graduate degrees.**

ROSTER LOADED WITH TALENT

► Oklahoma's experienced roster draws plenty of attention, but it's no secret that the Sooners are also one of the most talented teams in the nation.

► The Sooners' starting five features three McDonald's All-Americans (Beers, Verhulst, Williams) while OU's remaining two starters include Skylar Vann, the 2024 Big 12 Player of the Year, and Tot, who is a two-time All-Big 12 honoree.

► Five Oklahoma players were five-star recruits in high school: Sahara Williams, Payton Verhulst, Aubrey Joens, Liz Scott, and Raegan Beers.

► Additionally, eight members of the 14-player roster were ranked as top-100 players in their class by ESPN: Raegan Beers (#10), Payton Verhulst (#12), Sahara Williams (#23), Zya Vann (#46), Aubrey Joens (#52), Caya Smith (#72), Liz Scott (#76), and Beatrice Culliton (#96).

SEC STANDINGS

As of Jan. 9, 2025

Team	SEC			Overall		
	W	L	Pct.	W	L	Pct.
(6) LSU	2	0	1.000	17	0	1.000
(5) Texas	2	0	1.000	15	1	.938
(18) Alabama	2	0	1.000	15	1	.938
(2) South Carolina	2	0	1.000	14	1	.933
(15) Kentucky	2	0	1.000	13	1	.929
(16) Tennessee	1	1	.500	13	1	.929
(RV) Vanderbilt	1	1	.500	14	2	.875
(10) Oklahoma	1	1	.500	13	2	.867
(RV) Ole Miss	1	1	.500	10	4	.714
Florida	1	1	.500	10	6	.625
Texas A&M	1	1	.500	8	6	.571
(RV) Mississippi St.	0	2	.000	13	3	.812
Missouri	0	2	.000	11	6	.647
Auburn	0	2	.000	8	6	.571
Georgia	0	2	.000	8	8	.500
Arkansas	0	2	.000	7	10	.412

(AP Poll)

AWARD TRACKER

Raegan Beers

10.17	Preseason All-SEC First Team (Media)
10.22	Preseason AP All-America HM
10.24	Preseason All-SEC First Team (Coach)
10.28	Preseason Naismith Trophy Watch List
11.1	Lisa Leslie Award Watch List
11.7	Wooden Award Watch List
11.12	Wade Trophy Watch List
11.12	AP, SEC Player of the Week
11.12	USBWA National Starting 5 of the Week
1.8	Wooden Award Midseason Watch List

Payton Verhulst

12.3	SEC Co-Player of the Week
------	---------------------------

Skylar Vann

10.17	Preseason All-SEC Second Team (Media)
10.24	Preseason All-SEC Second Team (Coach)
10.28	Preseason Naismith Trophy Watch List
10.31	Katrina McClain Award Watch List
11.7	Wooden Award Watch List

Sahara Williams

10.30	Cheryl Miller Award Watch List
-------	--------------------------------

Liz Scott

11.1	Lisa Leslie Award Watch List
------	------------------------------

GRADUATED SOONERS

WEAR SEC GRADUATE PATCHES ON JERSEYS

Aubrey Joens (R-Sr^)

Youth Education (Bachelor's)
Intercollegiate Athletic Admin (Master's)*

Lexy Keys (R-Sr^)

Psychology (Bachelor's)
Organizational Leadership (Master's)*

Liz Scott (R-Sr^)

Psychology (Bachelor's)
Human Relations (Master's)*

Nevaeh Tot (R-Sr^)

Film and Media Studies (Bachelor's)
Human Relations (Master's)*

Skylar Vann (R-Sr^)

Communications (Bachelor's)
Human Relations (Master's)*

Payton Verhulst (Sr)

Multidisciplinary Studies (Bachelor's)
Educational Admin, Curric/Supervision (Master's)*

^ Denotes "super senior"

* Degree in progress

OU IN THE BARANCZYK ERA

SINCE JENNIE BARANCZYK WAS HIRED ON APRIL 10, 2021

Record	87-28
Home	47-9
Road	29-11
Neutral	11-8
Record in Conf. Regular Season Play	42-14
Home	22-6
Road	20-8
Record vs. Non-Conference Opponents ..	41-11
Home	24-3
Road	8-3
Neutral	8-5
vs. AP Top 25	14-18
Home	8-5
Road	5-7
Neutral	1-5
vs. AP Top 15	9-9
Home	5-2
Road	4-5
Neutral	0-2
vs. AP Top 10	5-4
Home	3-1
Road	2-1
Neutral	0-2
vs. AP Top 5	2-2
Home	2-1
Road	0-0
Neutral	0-1
vs. AP Ranked Conf. Opponents	10-11
Home	7-4
Road	3-5
Neutral	0-2
vs. AP Ranked Non-Conf. Opponents	4-7
Home	1-1
Road	2-2
Neutral	1-4
Both OU and Opponent are Ranked	10-15
Home	6-5
Road	3-7
Neutral	1-3
In Overtime	3-1
Postseason Record	6-6
NCAA Tournament Record	3-3
Wearing White	53-15
Wearing Crimson	21-12
Wearing Anthracite	10-1
Wearing Pink	3-0
<hr/>	
When Scoring 70+	81-15
When Scoring 80+	59-3
When Allowing 70 Pts or Less	46-2
When Posting 15 Assists	80-16
When Posting 20 Assists	56-6
Less Than 15 Turnovers	30-6
Less Than 20 Turnovers	58-20
Making 10+ 3-Pointers	40-5

SCORING STAMPEDE

► If you want to see one of the fastest and most prolific offenses in the country, then watch OU basketball. The Sooners are the only team in the country to average 80+ PPG every season since 2021-22. Since Baranczyk arrived in Norman, OU has averaged 81.6 points per game.

► **Oklahoma's 90.1 points per game in 2024-25 rank fifth nationally and the Sooners' FG% of 48.5% is the 12th highest in Division I. Additionally, OU's 22.6 assists per game rank second in Division I.**

► Baranczyk's teams are known for prolific offense and the head coach has delivered in Norman. In her Oklahoma tenure, the Sooners have **posted 90+ points 35 times** (2nd in NCAA since start of 2021-22 season) and have won 33 straight when scoring 90 in games that don't go to overtime.

► Since the start of the 2021-22 season, Oklahoma has eclipsed 100 points 10 times, the fourth most nationally.

► Oklahoma's offensive rating of 111.8 ranks 24th nationally and **the Sooners average 45.6 paint points per game, good for second most in the nation.** The Sooner bench adds 34.8 PPG (5th NCAA) with three reserves adding 7.0+ PPG.

► **The Sooners have reached 70 points in all 15 games this season, the second-longest streak under Baranczyk, who opened her tenure at Oklahoma by scoring 70+ in a program-record 18 consecutive games in 2021-22.**

GLASS CLEANERS

► The Sooners lead nation in rebounding (49.33 RPG) and are second in rebounding margin (17.5) while pulling in a nation-high 33.9 defensive rebounds per game.

► Oklahoma is 27-0 under Baranczyk when grabbing 50 or more rebounds and is 68-13 over the last four seasons when winning the rebounding battle.

► This season, OU is 13-1 when outrebounding its opponent.

LOCK DOWN DEFENSE

► While Oklahoma's offense often steals the spotlight, the Sooners' defense is equally impressive. Ranked 19th nationally in defensive rating, it allows just 79.3 points per 100 possessions. **Oklahoma has held 14 of its 15 opponents below their season averages in both points and shooting percentages.** On average, the Sooners limit opponents to nine fewer points per game and force them to shoot 6.0% worse from the field.

► OU's defensive rating of 79.3 would be **Oklahoma's best DTRG since 2006.**

► Transfer center Raegan Beers has been a difference maker in the interior. She ranks in the top 10 in the SEC with 1.2 blocks per game and OU's DRTG ranks in the 98th percentile when she is on the floor. **Beers leads the Sooners with a +/- of +282 (+18.8 avg).**

DIME TIME

► Oklahoma ranks second nationally in assists per game (22.6) and has dished out 20 dimes nine different times this season.

► Oklahoma's 33 assists in the OT loss vs. #13 Duke (Nov. 27) were the second most assists for a team vs. a top-25 since 1999, trailing only Duke's 38 assists vs. the Sooners in the same game. **The Sooners are the only team in the country with multiple 30-assist games this season - OU has four while the rest of D1 combines for nine.**

► Nine different Sooners have at least one career game with five or more assists: Nevaeh Tot (48), Payton Verhulst (17), Skylar Vann (7), Reyna Scott (5), Lexy Keys (4), Zya Vann (2), Sahara Williams (1), Aubrey Joens (1) and Beatrice Culliton (1). Seven of them have at least one game with five dimes this season..

OPPONENT'S OFFENSE VS. OU DEFENSE

TEAM	PTS SCORED	PPG AVG	+/-
Southern	44	52	-8
Virginia	51	73	-22
W. Carolina	56	71	-15
Wichita	49	63	-14
UNLV	58	74	-16
DePaul	62	64	-2
Duke (OT)	109	82	27
Louisville	72	73	-1
Alabama St.	46	44	2
Oral Roberts	54	82	-28
Omaha	65	71	-6
New Mex. St.	62	65	-3
Texas	80	92	-12
Tennessee	87	98	-11
AVG			-8.2 PPG

SOONER MAGIC

► The Sooners have used Sooner Magic to **come back from double-digit deficits 16 times** in the Baranczyk era to win, including six times vs. ranked opponents.

DOUBLE-DIGIT COMEBACKS TO WIN SINCE 2021

OPP.	DEFICIT	FINAL SCORE	DATE
#16 BYU	10	99-91	12/10/21
Utah	19	83-77	12/21/21
at Kansas	16	82-68	1/8/22
#9 Baylor	10	83-77	1/12/22
at #14 Baylor	12	78-77	2/2/22
West Virginia	12	101-99 (2OT)	2/5/22
Kansas	10	80-68	3/11/22
BYU	11	77-66	11/15/22
#23 Kansas	12	80-74	1/4/23
Oklahoma St.	12	97-93	1/21/23
Baylor	12	98-92 (OT)	2/7/23
TCU	10	77-76	3/10/23
UCF	11	69-52	12/30/23
#3 Texas	15	71-70	2/28/24
FGCU	10	73-70	3/23/24
#22 Louisville	17	78-72	12/4/24

► Oklahoma is no stranger to winning close games - it is **15-1 in games decided by one possession** (3 pts or less) under Baranczyk, winning on a last-possession shot five times.

► Since the beginning of the 2021-22 season, Oklahoma has a 30-9 record in contests decided by single digits.

► OU trailed #13 Duke (Nov. 27) by 15 points before storming back to force OT where it eventually fell 109-99. In the next game, the Sooners erased a 17-point deficit to knock off #22 Louisville on the road on Dec. 4.

NUMBERS NEVER LIE

► Over the last four years, Oklahoma is 46-2 under Baranczyk (11-0 in 24-25) when holding opponents under 70 points. On the flip side, the

Sooners are 61-3 under Baranczyk (10-0 in 24-25) when scoring 80 points or more. OU is just 26-25 when scoring less than 80.

► Perhaps the most indicative recipe for success is that Oklahoma is **73-2 under Baranczyk (12-0 in 24-25) when shooting a better percentage from the floor than the opponent** and has won 63 of its last 64 when doing so. OU is 69-8 when holding its opponent under 42% from the floor and 12-0 this season. When OU's opponent shoots 40% or worse, the Sooners are 57-3 in the JB era. Since 2021-22, Oklahoma is 68-13 when winning the rebounding battle.

BREWING SUCCESS: RAEGAN BEERS STARRING AT OKLAHOMA

► In her debut season wearing the Crimson and Cream, All-American transfer Raegan Beers has made an immediate impact **The dominant center averages 17.1 points on 69.1% shooting (3rd NCAA) and adds 9.3 rebounds per game. She has secured six double-doubles in 14 games and has scored 10+ in 21 of her last 22.**

► Beers would be just the third player since 1999 to average 17.0 PPG at 69% shooting or better if she were to maintain her averages.

► In Oklahoma's win vs. DePaul (Nov. 25) Beers became the first Sooner and third player since 1999 to post 15+ points, 8+ rebounds and shoot 100% from the floor with six FGM in less than 15 minutes of action.

► The 6'4" post from Littleton, Colo. (Valor Christian HS) made her way to Norman via the transfer portal after two illustrious seasons at Oregon State. Multiple publications named her the No. 1 player in the transfer portal. In her second game at OU she became the first Sooner in over nine years to post a double-double in the first half, tallying 18 points and 11 boards in the first half vs. Virginia (Nov. 8).

► Beers swept national and SEC honors on Nov. 11 after averaging 23.5 points and 14.0 rebounds per game in the opening week of the season. The junior All-American was named AP National Player of the Week, SEC Player of the Week, and to the USBWA National Starting Five. Beers is the first Sooner to win an SEC weekly award and the first since Courtney Paris in 2009 to win a national player of the week honor.

► She scored 26 points in OU's win over Virginia (Nov. 8) and eclipsed 1,000 career points in the effort, reaching the milestone in 63 career games. Beers poured in 28 points on 11-of-13 shooting in OU's win over Omaha on December 22, matching her career high.

► Her **player efficiency rating (PER) of 38.9 ranks 13th nationally** and she was named to the Wooden Award Midseason Watch List on Jan. 7.

BEERS OVER LAST FIVE GAMES

DATE	OPP.	PTS-REB-AST-BLKS
12/17	#20 Michigan - W	9-10-1-2
12/22	Omaha - W	28-9-1-1
12/29	New Mexico State - W	19-12-1-4
1/2	#5 Texas - L	11-6-0-0
1/5	#15 Tennessee - W	13-8-0-0
AVGs	16.0 PPG, 9.0 RPG, 0.6 APG, 1.4 BPG	

MILESTONES TO WATCH

SOONERS APPROACHING CAREER MILESTONES

POINTS

Player	Milestone	Career Total
Skylar Vann	1,750	1,604
Raegan Beers	1,250	1,210
Neveah Tot	1,000	892

REBOUNDS

Player	Milestone	Career Total
Skylar Vann	900	827
Raegan Beers	800	725
Liz Scott	500	489
Neveah Tot	500	426

ASSISTS

Player	Milestone	Career Total
Neveah Tot	550	542
Lexy Keys	300	277
Skylar Vann	250	236
Payton Verhulst	250	215

OKLAHOMA QUICK FACTS

Official Name: University of Oklahoma

Location: Norman, Okla.

Founded: 1890

Enrollment: 32,676

Nickname: Sooners

Colors: Crimson and Cream

University President: Joseph Harroz

Athletics Director: Joe Castiglione

Arena: Lloyd Noble Center (10,890)

First Year of Basketball: 1974-75

NCAA Tournaments: 24 (MR: 2024)

NIT Appearances: 3

All-Time Record: 924-618 (.597)

Regular Season Conference Championships:

9 (1986, 2000, 2001, 2002, 2006, 2007, 2009, 2023, 2024)

Conference Tournament Championships:

4 (2002, 2004, 2006, 2007)

Head Coach: Jennie Baranczyk (Iowa '04)

Career Record: 279-124 (13th year)

Total NCAA Appearances: 6

Total NIT Appearances: 3

Oklahoma Record: 87-28 (4th year)

Conference Championships: 2

NCAA Tournaments at OU: 3

Assistant Coaches:

Shannon Gage (Missouri St '99)

Michael Neal (Oklahoma '07)

Markisha Kastantin (Notre Dame '15)

Tyus Hooks (Ole Miss '21)

Sport Administrator: Leah Beasley

Strength & Performance: Keldon Peak

Director of Basketball Ops: Courtney Harris

Athletic Trainer: Brittani Beaver

Team Physician: Dr. Cale Challis

Asst. Director of Nutrition: Abbie Herkelman

Equipment Manager: Jake Scroggins

Director of Creative Content: Johnny Smiley

Director of Video Content: Derek Cody

Sports Information Director: Josh Poteet

Graduate Assistants: Bryce Furbee, Katie Colitz

AP POLL (JAN. 6)

Rank	Team (1st place)	Pts.
1	UCLA (30)	798
2	South Carolina	760
3	Notre Dame (2)	732
4	Southern California	694
5	Texas	651
6	LSU	624
7	UConn	611
8	Maryland	608
9	Ohio State	512
10	Oklahoma	490
11	TCU	488
12	Kansas State	462
13	Georgia Tech	423
14	Duke	368
15	Kentucky	359
16	Tennessee	316
17	West Virginia	261
18	Alabama	247
19	North Carolina	241
20	Michigan State	187
21	North Carolina State	178
22	Utah	99
23	Iowa	86
24	California	74
25	Michigan	56

RV: Florida St. 18, Vanderbilt 18, Mississippi 14, Harvard 10, Minnesota 7, Oklahoma St. 5, Washington 2, Mississippi St. 1.

COACHES POLL (JAN. 7)

Rank	Team (1st place)	Pts.
1	UCLA (31)	775
2	South Carolina	741
3	Notre Dame	694
4	LSU	659
5	Southern California	654
6	Texas	630
7	Maryland	590
8	Connecticut	550
9	Ohio State	534
10	Kansas State	480
11	Oklahoma	448
12	TCU	444
13	Georgia Tech	405
14	Duke	347
15	Tennessee	341
16	Kentucky	317
17	West Virginia	263
18	North Carolina	230
19	North Carolina State	215
19	Alabama	215
21	Michigan State	163
22	Utah	86
23	Iowa	82
24	Florida State	58
25	California	43

RV: Baylor 34, Mississippi 20, Vanderbilt 16, Minnesota 11, Michigan 9, Saint Joseph's 8, South Dakota State 5, Creighton 2, Harvard 2, Nebraska 1, Florida Gulf Coast 1, George Mason 1, Seton Hall 1.

THE P STANDS FOR PLAYMAKER

► **Payton Verhulst**, nicknamed "P", enters her senior season after a strong junior campaign that saw her win Big 12 Newcomer of the Year honors. The do-it-all guard will look to improve on her breakout season in 2024-25. **Verhulst has received a waiver to return to the Sooners for the 2025-26 season.**

► **The do-it-all guard is the only player nationally averaging 14.0 PPG, 5.5 RPG and 3.5 APG in under 27.0 MPG.** When her averages are adjusted to per/40 minutes, Verhulst averages 21.2 PPG, 8.8 RPG, 5.7 APG, 2.0 SPG and 1.2 BPG.

► She is on a tear offensively and has made multiple 3-pointers in 10 of her last 12 games, and at least a trio of treys eight times in the same stretch.

► Verhulst posted Oklahoma's fourth triple-double (29 points, 10 rebounds, 10 assists) in program history vs. No. 13 Duke on Nov. 27. **She became one of two players (joining Caitlin Clark) since 1999 to post a 25-point triple-double against a top-25 team.** Since 1999, just seven players have achieved the 13-6-5-1 line, with only two from high-major conferences. **Verhulst was named SEC Co-Player of the Week for her effort.**

► The former five-star prospect that spent two years at Louisville before transferring to OU in December 2022 averaged 12.6 points, 5.8 rebounds, 3.9 assists, 1.2 steals and 1.0 blocks per game last season. She was the only Division I player to average 12.5 PPG, 5.8 RPG and 3.9 APG in under 30 MPG in 2023-24.

► The 6'1" guard was tabbed as the No. 12 recruit in the 2021 class and was a McDonald's All-American. A finalist for the 2021 USA Today National Female Athlete of the Year award, the Naismith second-team high school All-American was named to the 2022 ACC All-Freshman team after posting 3.3 points and 1.9 rebounds as a freshman at Louisville.

SKY IS THE LIMIT

► **Skylar Vann** is back at Oklahoma for her final season in 2024-25. The fifth-year senior entered the year as a preseason All-SEC second-team selection and a Naismith Trophy POTY watch listee. **The reigning Big 12 Player of the Year** and All-America honorable mention last season was also the Big 12's only two-time Sixth Player of the Year (2022, 2023) and averaged career highs in points (15.1) and rebounds (7.0) last season.

► The forward has been Ms. Reliable in 2024-25, averaging 10.1 points, 4.9 rebounds and shoots 43% from the floor.

► Vann neared a triple-double in OU's win over Omaha on Dec. 22, posting 12 points, eight rebounds and a career-high eight assists.

► In the last 16 years of women's college basketball, there have only been two seasons in which a player with one or fewer starts and at least 15 GP has averaged 11.5 points, 5.5 rebounds and 1.5 assists per game – **Vann is responsible for both (2022 and 2023).**

► **She is one of six Sooners ever to score 1,600 career points and notch 800 career rebounds joining Courtney Paris, Caton Hill, Madi Williams, Molly McGuire and Phylesha Whaley.**

THE LITTLE ENGINE THAT DOES

► For the fifth year in a row, **Nevaeh Tot** will take the ball up the floor for the Oklahoma Sooners. The always steady point guard has **started in 99 consecutive games** for the Sooners and owns a team-high 120 starts. **OU is 88-32 when Tot starts at point guard.**

► She enters Sunday with an assist/turnover ratio of 2.22 (7th SEC), which would be the second best A/TO of her career. Through 15 games, the guard has only given it away 27 times despite OU's pace of 80.0 possessions/game. **In 122 minutes played in the month of December, the point guard dished out 26 assists and turned it over only 5 times.**

► The guard was pivotal in Oklahoma's resurgence in conference play last season. She averaged 5.2 assists per game in conference play and led the Big 12 with an assist/turnover ratio of 3.0. **Her 542 career dimes rank fifth in Oklahoma history** as the guard reached 500 assists in OU's win vs. UNLV on Nov. 22.

► In Oklahoma's win at Wichita State on Nov. 19, 2024, Tot became the only active Division I player 5'3" or shorter with 400 career points, rebounds and assists against Division I competition in their career.

► Tot, an All-Big 12 honoree in 2023-24, posted 150 assists last season becoming the first Sooner to hit 150 dimes in a decade (Morgan Hook, 2013-14). **She became the fourth Sooner ever to post four straight seasons with 100+ assists, joining elite company in Stacey Dales, Danielle Robinson and Dionnah Jackson.**

►She is the daughter of Helen Darling, the 2000 Big Ten Player of the Year who led Penn State to the Final Four. Her father, Orlando, played men's basketball at PSU and she is a triplet as her brothers Jalen and Jajuan are standout basketball players at Montana State-Billings.

SOPHOMORE SENSATION SAHARA WILLIAMS

►An All-Big 12 honorable mention last season as a freshman, **Sahara Williams** is having a breakout sophomore season for the Sooners. A **preseason watch listee for the Cheryl Miller Award**, the Waterloo, Iowa, product has carried the momentum from a strong close to last season into 2024-25.

►She averages 10.4 points per game on 46% shooting this season and adds 4.4 RPG and 2.3 APG. The wing has scored in double figures in 12 of her last 19 games dating back to last season, including an **18-point outing on Dec. 29 vs. New Mexico State**.

►The five-star prospect who was a McDonald's All-America prep star, started all 33 games for the Sooners last year, averaging 10.3 points, 5.4 rebounds and 1.5 assists. Her three double-doubles were the third most all-time for an OU freshman behind Courtney Paris and Madi Williams.

►Her 19 games in double figures last year were the fifth-most at Oklahoma in the last 15 years as the forward shot 46.3% from the floor.

UP NEXT

►The Sooners return to Norman on Sunday to face Texas A&M at Lloyd Noble Center. Tip is set for 4 p.m. on ESPN2.

►The meeting is the 49th between the former Big 12 foes.

WHERE OKLAHOMA RANKS...

Offensive	Value	NCAA	SEC
PPG	90.1	5	4
Scoring Margin	+26.2	19	8
AST/Game	22.6	2	1
AST %	65.3	25	2
TOV/Game	19.0	292	16
A/TO Ratio	1.19	33	6
3PM/Game	8.6	29	4
3P%	33.2%	104	7
FB Pts/Game	16.4	14	5
Paint Pts/Game	45.6	2	2
Bench Pts/Game	34.8	5	4
Pace	79.9	5	2

Defensive	Value	NCAA	SEC
Opp. PPG	63.9	178	12
Defensive Rating	79.3	19	5
Opp. FG%	35.8%	27	7
Opp. 3P%	27.3%	63	5
SPG	10.1	72	7
BPG	4.0	67	10
Opp. TOV/Game	18.0	120	9

*Off/Def. Rating is pts. allowed/100 possessions

RANKED TOP 20 IN SEC

Points/Game

9. Raegan Beers.....	17.13
19. Payton Verhulst	14.27

Rebounds/Game

6. Raegan Beers.....	9.33
----------------------	------

Assists/Game

8. Nevaeh Tot	4.00
13. Payton Verhulst	3.87

Blocks/Game

10. Raegan Beers.....	1.20
-----------------------	------

A/TO Ratio (min. 3 APG)

7. Nevaeh Tot	2.22
9. Payton Verhulst	1.81

Field Goal Percentage

2. Raegan Beers.....	69.1%
----------------------	-------

OU HIGHS IN THE BARANCZYK ERA

Points	122 vs. W. Carolina (11/13/24)*
FG Made	48 vs. W. Carolina (11/13/24)
FG Attempted	90 vs. Virginia (11/8/24)
FG Percentage	63.2% vs. W. Carolina (11/13/24)
3FG Made	16 vs. Alabama State (12/8/24)
3FG Attempted	41 vs. Buffalo (11/21/21)
3FG Percentage	61.9% at WVU (2/17/24)
FT Made	27 vs. #9 Oregon (11/20/21)
FT Attempted	35 WVU (2/5/22)
FT Percentage	94.4% vs. #4 Baylor (3/12/22)
Total Rebs	66 vs. Virginia (11/8/24)
Assists	33 vs. #13 Duke (11/27/24)
Steals	20 (2x); MR: vs. Alabama St. (11/15/23)
Blocks.....	10 (2x); MR: vs. DePaul (11/25/24)
Opp. Turnovers.....	33, West Virginia (2/5/22)
Opp. Low Pts	44, Southern (11/4/24)

IND. HIGHS IN THE BARANCZYK ERA

Points	33, Madi Williams (3/12/22)
Rebounds.....	14 (3x); MR: R. Beers (11/13/24)
Assists	14, Kelbie Washington (12/29/21)
Steals	7, Lexy Keys (12/30/23)
Blocks.....	5, Payton Verhulst (2/14/23)

*Indicates school record

RESULTS AND GAME LEADERS

DATE	OPPONENT	W/L	SCORE	POINTS	REBOUNDS	ASSISTS
11/4	Southern	W	76-44	Beers, 21	Beers, 14	Z. Vann/Verhulst 4
11/8	Virginia	W	95-41	Beers, 26	Beers, 14	Verhulst, 5
11/13	Western Carolina	W	122-56	Beers, 27	Beers, 9	Tot, 6
11/19	at Wichita State	W	79-49	Verhulst, 16	Beers, 10	Williams, 6
11/22	at UNLV	W	88-58	S. Vann, 15	Beers, 7	Tot, 8
11/25	DePaul	W	85-62	Verhulst, 18	L. Scott, 9	Verhulst, 9
11/27	#13 Duke	L (10T)	109-99	Verhulst, 29	Verhulst, 10	Verhulst, 10
12/4	#22 Louisville	W	78-72	Verhulst, 21	Beers, 11	Tot, 4
12/8	Alabama State	W	110-46	Vann, 20	Beers, 6	R. Scott, 7
12/15	Oral Roberts	W	94-54	Beers/Z. Vann, 14	Beers, 10	Tot, 5
12/17	#20 Michigan	W	72-62	S. Vann/Verhulst, 12	Beers, 10	S. Vann, 4
12/22	Omaha	W	111-65	Beers, 28	Beers, 9	S. Vann, 8
12/29	New Mexico State	W	82-64	Beers, 19	Beers, 12	Tot, 6
1/2	#5 Texas	L	80-73	Verhulst, 23	Verhulst, 8	Verhulst, 4
1/5	#15 Tennessee	W	87-86	Verhulst, 16	Beers, 8	Tot, 8

POINTS-REBOUNDS-ASSISTS

DATE	OPPONENT	0	1	2	3	4	5	6	12	15	20	24	25	34	52
		CULLITON	TOT	R. SCOTT	Z. VANN	SMITH	JOHNSON	WILLIAMS	VERHULST	KEYS	JOENS	S. VANN	ALLEN	L. SCOTT	BEERS
11/4	Southern	2-4-3	0-2-1	0-1-0	4-2-2	0-0-0	5-4-0	19-6-1	4-9-4	3-1-1	0-0-0	12-7-1	DNP	6-3-1	21-14-1
11/8	Virginia	0-4-1	0-0-3	10-2-0	4-0-1	1-1-0	8-8-1	14-4-2	13-4-5	3-1-2	0-0-3	8-10-3	0-1-0	8-3-1	26-14-2
11/13	W. Carolina	7-2-0	3-3-6	0-5-3	12-4-2	6-0-0	2-3-1	16-3-3	6-4-3	11-4-3	9-1-1	15-5-4	0-0-2	8-5-1	27-9-1
11/19	Wichita St.	4-3-0	3-4-2	2-0-0	10-5-3	DNP	2-2-1	5-5-6	16-7-2	12-1-1	0-1-0	7-2-2	DNP	7-6-1	11-10-1
11/22	UNLV	0-2-1	3-1-8	5-1-1	14-5-0	0-0-1	5-4-0	8-6-2	8-4-4	8-5-4	4-2-0	15-5-1	2-1-0	6-6-1	10-7-1
11/25	DePaul	0-4-3	2-4-2	4-0-1	5-3-2	0-1-0	4-3-0	4-2-1	18-7-9	4-4-1	0-2-2	11-3-1	2-0-0	14-9-2	17-8-0
11/27	#13 Duke	0-0-0	0-0-3	1-0-2	2-3-1	DNP	0-0-0	12-3-2	29-10-10	8-1-2	DNP	13-3-7	DNP	8-3-2	26-6-4
12/4	#22 Louisville	2-2-1	9-2-4	2-0-0	4-1-2	DNP	0-1-0	15-7-3	21-7-3	6-2-2	0-0-0	5-7-0	DNP	3-3-0	11-11-0
12/8	Alabama State	0-4-1	3-1-6	7-4-7	9-3-5	5-2-0	2-5-0	5-4-1	13-1-3	11-0-1	14-2-1	20-2-3	3-1-0	4-3-0	14-6-2
12/15	Oral Roberts	3-3-0	4-2-5	7-2-0	14-4-2	0-0-0	4-1-1	11-7-1	12-9-4	9-5-2	3-3-1	6-2-3	0-0-0	7-6-0	14-10-1
12/17	#20 Michigan	0-0-0	6-2-1	0-2-0	6-3-1	DNP	0-0-0	10-4-1	12-4-2	11-0-1	DNP	12-4-4	DNP	6-8-2	9-10-1
12/22	Omaha	0-4-0	6-2-4	9-4-4	10-3-5	0-0-0	12-4-3	7-5-3	8-4-2	6-2-0	8-3-0	12-8-8	1-3-0	4-3-2	28-9-1
12/29	New Mexico St.	DNP	0-6-6	2-0-0	4-2-0	DNP	2-3-1	18-4-4	15-6-3	9-3-0	DNP	7-4-1	DNP	6-6-2	19-12-1
1/2	#5 Texas	4-6-1	6-2-1	2-2-1	0-1-3	DNP	0-0-0	5-4-1	23-8-4	0-1-2	DNP	8-4-1	DNP	14-3-0	11-6-0
1/5	#15 Tennessee	8-3-1	6-2-8	11-2-5	7-0-3	DNP	2-1-1	7-2-3	16-5-0	6-2-1	0-0-0	0-7-3	DNP	11-5-0	13-8-0

GAME-BY-GAME TEAM STATS

DATE	GAME	FG-A	PCT.	3FG-A	PCT.	FT-A	PCT.	O-D-T	PF	AST	TO	BLK	STL	1	2	3	4	OT	TP
11/4	Southern	16-62	.258	5-18	.278	7-10	.700	4-17-21	24	9	10	4	12	7	8	14	15	-	44
at	#10 OKLAHOMA	29-61	.475	3-22	.136	15-23	.652	15-39-54	14	17	18	4	4	20	20	22	14	-	76
11/8	Virginia	19-69	.275	7-26	.269	6-11	.545	11-28-39	20	12	21	7	6	15	12	16	8	-	51
at	#10 OKLAHOMA	40-90	.444	6-32	.188	9-15	.600	25-41-66	17	24	14	9	16	25	19	35	16	-	95
11/13	W. Carolina	18-63	.286	8-26	.308	12-16	.750	8-15-23	17	9	15	1	4	18	7	16	15	-	56
at	#9 OKLAHOMA	48-76	.632	10-18	.556	16-20	.800	16-38-54	12	31	11	3	8	34	22	35	31	-	122
11/19	#9 OKLAHOMA	31-66	.470	10-21	.476	7-14	.500	13-40-53	17	19	24	3	14	25	23	19	12	-	79
at	Wichita State	19-63	.302	3-15	.200	8-12	.667	7-24-31	14	9	21	4	12	11	23	9	6	-	49
11/22	#9 OKLAHOMA	35-73	.479	12-29	.414	6-8	.750	9-42-51	21	24	14	3	8	23	16	28	21	-	88
at	UNLV	21-67	.313	8-29	.276	8-12	.667	6-31-37	13	14	13	0	5	26	12	4	16	-	58
11/25	DePaul (N)	22-80	.275	4-24	.167	14-22	.636	20-22-42	18	12	15	2	9	17	14	16	15	-	62
	#8 OKLAHOMA	32-64	.500	6-20	.300	15-27	.556	15-42-57	24	24	23	10	10	27	21	24	13	-	85
11/27	#13 Duke (N)	40-71	.563	11-20	.550	18-23	.783	9-29-38	24	38	15	1	6	27	19	19	29	15	109
	#8 OKLAHOMA	38-74	.514	8-22	.364	15-23	.652	10-24-34	24	33	18	3	9	20	15	23	36	5	99
12/4	#11 OKLAHOMA	24-53	.453	9-24	.375	21-27	.778	11-32-43	23	15	27	5	6	14	15	20	29	-	78
at	#22 Louisville	25-72	.347	6-26	.231	16-20	.800	17-20-37	29	15	19	2	11	21	20	19	12	-	72
12/8	Alabama State	17-54	.315	5-19	.263	7-9	.778	8-17-25	14	11	27	2	6	18	11	6	11	-	46
at	#11 OKLAHOMA	43-73	.589	16-37	.432	8-11	.727	13-29-42	10	30	12	3	12	35	33	19	23	-	110
12/15	Oral Roberts	20-63	.317	3-20	.150	11-13	.846	8-26-34	15	9	19	0	7	11	8	22	13	-	54
at	#10 OKLAHOMA	37-84	.440	9-33	.273	11-15	.733	24-35-59	15	20	14	3	14	24	25	23	22	-	94
12/17	#20 Michigan (N)	24-60	.400	5-18	.278	9-16	.563	11-26-37	26	7	26	3	11	13	17	17	15	-	62
	#10 OKLAHOMA	24-64	.375	8-26	.308	16-24	.667	18-26-44	18	13	21	4	14	20	10	20	22	-	72
12/22	Omaha	23-66	.348	2-21	.095	17-23	.739	8-25-33	18	5	20	1	7	10	24	25	6	-	65
at	#10 OKLAHOMA	41-84	.488	13-35	.371	16-20	.800	20-37-57	21	32	17	5	12	26	26	35	24	-	111
12/29	New Mexico State	25-60	.417	7-18	.389	7-10	.700	7-22-29	12	11	13	0	9	14	12	20	18	-	64
at	#9 OKLAHOMA	33-76	.434	9-27	.333	7-11	.636	22-27-49	9	18	14	4	6	13	18	26	25	-	82
1/2	#5 Texas	29-61	.475	4-6	.667	18-22	.818	11-17-28	29	14	18	4	15	17	23	20	20	-	80
at	#9 OKLAHOMA	26-60	.433	2-16	.125	19-26	.731	21-23-44	25	14	27	1	10	26	13	21	13	-	73
1/5	#9 OKLAHOMA	34-63	.540	8-26	.308	11-16	.688	8-34-42	18	25	31	0	9	28	18	29	12	-	87
at	#15 Tennessee	37-81	.457	10-36	.278	2-7	.286	12-21-33	19	14	18	2	19	22	17	20	27	-	86

SCORING AND SPECIALTY STATS

Date	Opponent	1st Half		2nd Half (OT)		Total		Starters		Bench		In the Paint		Fast Break		2nd Chance		Off TOs	
		OU	Opp.	OU	Opp.	OU	Opp.	OU	Opp.	OU	Opp.	OU	Opp.	OU	Opp.	OU	Opp.	OU	Opp.
N4	Southern	40	15	36	29	76	44	56	29	20	15	52	16	12	2	14	6	15	13
N8	Virginia	44	27	51	24	95	51	61	46	34	10	66	14	32	8	16	6	23	11
N13	W. Carolina	56	25	66	31	122	56	67	38	55	18	68	8	33	3	20	9	31	6
N19	Wichita State	48	34	31	15	79	49	42	44	37	5	38	22	13	10	11	8	21	18
N22	UNLV	39	38	49	20	88	58	44	51	44	7	38	18	11	4	6	7	17	9
N25	DePaul	48	31	37	31	85	62	52	41	44	21	48	26	18	2	14	15	14	11
N27	#13 Duke	35	46	59 (5)	48 (15)	99	109	80	81	19	28	48	30	5	21	8	8	15	21
D4	#22 Louisville	29	41	49	31	78	72	61	44	17	28	30	22	5	2	10	12	19	28
D8	Alabama State	68	29	42	17	110	46	55	29	55	17	50	16	24	4	13	6	40	6
D15	Oral Roberts	49	19	45	35	94	54	47	29	47	25	48	30	17	3	28	4	25	8
D17	#20 Michigan	30	30	42	32	72	62	49	53	23	9	26	28	11	13	11	7	20	18
D22	Omaha	52	34	59	31	111	65	61	43	50	22	50	24	18	7	26	10	29	13
D29	New Mexico State	31	26	51	38	82	64	59	56	23	8	40	18	5	4	24	2	19	15
J2	#5 Texas	39	40	34	40	73	80	53	47	20	33	34	26	1	10	23	17	15	28
J5	#15 Tennessee	46	39	41	47	87	86	42	77	45	9	48	48	41	23	13	12	20	30

STARTING LINEUP INFORMATION

1	2	3	4	5	GAME NUMBERS	TOTAL GAMES	RECORD
Tot	Verhulst	Williams	Vann	Beers	1-15	15	13-2

CAREER STARTS AS A SOONER

PLAYER	'21	'22	'23	'24	'25	TOTAL	CONSECUTIVE	RECORD AS OU STARTER
Nevaeh Tot	21	18	33	33	15	120	99	88-32
Skylar Vann	-	6	1	32	15	54	39	40-14
Sahara Williams	-	-	-	33	15	48	48	36-12
Payton Verhulst	-	-	-	32	15	47	40	35-12
Raegan Beers	-	-	-	-	15	15	15	13-2
Lexy Keys	-	-	-	33	-	33	0	23-10
Liz Scott	5	24	33	-	-	62	0	47-15
Beatrice Culliton	-	-	-	2	-	2	0	1-1

DOUBLE-DIGIT PERFORMANCES AND LEADERS

	10+ POINTS	20+ POINTS	30+ POINTS	10+ REBOUNDS	10+ ASSISTS	DOUBLE-DOUBLES	LED OU IN...		
							POINTS	REBOUNDS	ASSISTS
#0 Beatrice Culliton	-	-	-	-	-	-	-	-	-
#1 Nevaeh Tot	-	-	-	-	-	-	-	-	6
#2 Reyna Scott	2	-	-	-	-	-	-	-	1
#3 Zya Vann	5	-	-	-	-	-	1	-	1
#4 Caya Smith	-	-	-	-	-	-	-	-	-
#5 Kiersten Johnson	1	-	-	-	-	-	-	-	-
#6 Sahara Williams	8	-	-	-	-	-	-	-	1
#12 Payton Verhulst	10	3	-	1	1	1	7	2	5
#15 Lexy Keys	4	-	-	-	-	-	-	-	-
#20 Aubrey Joens	1	-	-	-	-	-	-	-	-
#24 Skylar Vann	8	1	-	-	-	-	3	-	2
#25 Landry Allen	-	-	-	-	-	-	-	-	-
#34 Liz Scott	3	-	-	-	-	-	-	1	-
#52 Raegan Beers	14	4	-	7	-	6	6	12	-

GAME MARGINS

	1	2	3	4	5	6	7	8	9	10	11	12	13	14	15	16+
Wins by...	1	-	-	-	-	1	-	-	-	1	-	-	-	-	-	10
Losses by...	-	-	-	-	-	-	1	-	-	1	-	-	-	-	-	-

OU IN GAMES DECIDED BY...

5 points or less	1-0
6-10 points	2-2
11-19 points	1-0
20 or more points	9-0

LEADS AND DEFICITS

Largest lead	68 vs. W. Carolina	Largest halftime deficit in a win	12 at #22 Louisville
Largest deficit	17 at #22 Louisville	Largest deficit in a win	17 at #22 Louisville
Largest halftime lead	39 vs. Alabama State	Largest winning margin	66 vs. W. Carolina
Largest halftime deficit	12 at #22 Louisville	Largest losing margin	10 vs. #13 Duke

OKLAHOMA'S RECORD WHEN...

Home	7-1	Bench outscores opponent bench	12-0
Road	4-0	Fewer or same bench points	1-2
Neutral Site	2-1	More points in the paint	11-2
Overtime	0-0	Fewer or same points in the paint	2-0
vs. SEC opponents	1-1	More fast break points	12-0
Non-Conference Games	12-1	Fewer or same fast break points	1-2
vs. AP Top 25 opponents	3-2	More second chance points	10-1
On no days rest	0-0	Fewer or same second chance points	3-1
On one days rest	1-1	Outrebound opponent	13-1
On two days rest	3-0	Tied or outrebounded by opponent	0-1
On three days rest	2-1	Same or fewer TOs than opp.	6-0
On four days rest	3-0	More TOs than opp.	7-2
One five+ days rest	4-0	Score fewer than 50 pts.	0-0
Ahead at the half	11-0	Score 50-59 pts.	0-0
Behind at the half	1-2	Score 60-69 pts.	0-0
Tied at the half	1-0	Score 70-79 pts.	4-1
FG% of .500 or more	4-1	Score 80-89 pts.	4-0
FG% less than .500	9-1	Score 90 or more pts.	5-1
Better FG% than opp.	12-0	Allow fewer than 50 pts.	3-0
Worse FG% than opp.	1-2	Allow 50-59 pts.	4-0
Same FG% as opp.	0-0	Allow 60-69 pts.	4-0
More 3-point field goals	10-0	Allow 70-79 pts.	1-0
Fewer 3-point field goals	3-2	Allow 80-89 pts.	1-1
Same 3-point field goals	0-0	Allow 90 or more pts.	0-1

TEAM HIGHS AND LOWS

OKLAHOMA

	HIGH	LOW
Points	122, Western Carolina	72 vs. Michigan
Points in a Quarter	36 (4Q) vs. Duke	10 (2Q) vs. Michigan
Points in a Half	68 (1H) vs. Alabama State	29 (1H) at Louisville
Points in an Overtime Period	5 vs. Duke	5 vs. Duke
Field Goals	48 vs. Western Carolina	24 at Louisville, vs. Michigan
Field Goal Attempts	90 vs. Virginia	53 at Louisville
Field Goal Percentage	.632 vs. Western Carolina	.375 vs. Michigan
3-Point Field Goals	16 vs. Alabama State	2 vs. Texas
3-Point Field Goal Attempts	37 vs. Alabama State	16 vs. Texas
3-Point Field Goal Percentage (min. 10 att.)	.556 vs. Western Carolina	.125 vs. Texas
Free Throws Made	21 at Louisville	6 at UNLV
Free Throw Attempts	27 (2x); vs. DePaul, at Louisville	8 at UNLV
Free Throw Percentage (min. 10 att.)	.800 (2x); vs. Western Carolina, vs. Omaha	.500 at Wichita State
Offensive Rebounds	25 vs. Virginia	8 at Tennessee
Defensive Rebounds	42 (2x); at UNLV, vs. DePaul	23 vs. Texas
Total Rebounds	66 vs. Virginia	34 vs. Duke
Personal Fouls	25 vs. Texas	9 vs. New Mexico State
Assists	33 vs. Duke	13 vs. Michigan
Turnovers	31 at Tennessee	10 vs. Western Carolina
Blocked Shots	10 vs. DePaul	0 at Tennessee
Steals	16 vs. Virginia	4 vs. Southern

OPPONENTS

	HIGH	LOW
Points	109, Duke	44, Southern
Points in a Quarter	29 (4Q), Duke	4 (3Q), UNLV
Points in a Half	48 (2H), Duke	15 (2x); (1H) Southern, (2H) Wichita State
Points in an Overtime Period	15, Duke	15, Duke
Field Goals	40, Duke	16, Southern
Field Goal Attempts	81, Tennessee	54, Alabama State
Field Goal Percentage	.563, Duke	.258, Southern
3-Point Field Goals	11, Duke	2, Omaha
3-Point Field Goal Attempts	36, Tennessee	6 vs. Texas
3-Point Field Goal Percentage (min. 10 att.)	.550, Duke	.095, Omaha
Free Throws Made	18 (2x); Duke, Texas	2, Tennessee
Free Throw Attempts	23 (2x); Duke, Omaha	7, Tennessee
Free Throw Percentage (min. 10 att.)	.846, Oral Roberts	.545, Virginia
Offensive Rebounds	20, DePaul	4, Southern
Defensive Rebounds	31, UNLV	15, Western Carolina
Total Rebounds	42, DePaul	21, Southern
Personal Fouls	29 (2x); Louisville, Texas	12, New Mexico State
Assists	38, Duke	5, Omaha
Turnovers	27, Alabama State	10, Southern
Blocked Shots	7, Virginia	0, UNLV, Oral Roberts, New Mexico State
Steals	19, Tennessee	3, Western Carolina

TOP PLAYER PERFORMANCES

OKLAHOMA HIGHS

Points	29, Payton Verhulst vs. Duke (11/27/24)
Points in a Quarter	13 (4Q), Raegan Beers vs. Duke (11/27/24)
Points in a Half	18 - 2x; MR: (1H), Skylar Vann vs. Alabama State (12/8/24)
FGM	12, Raegan Beers vs. Western Carolina (11/13/24)
FGA	23, Payton Verhulst vs. Texas (1/2/25)
FG% (min. 5 made)	1.000% (6-6), Raegan Beers vs. DePaul (11/25/24)
3PM	4 (6x); MR: Payton Verhulst at Tennessee (1/5/25)
3PA	11 (2x); MR: Payton Verhulst at Tennessee (1/5/25)
3P% (min. 3 made)	1.000 (3-3), 3x; MR: Lexy Keys at Wichita State (11/19/24)
FTM	8, Payton Verhulst vs. Texas (1/2/25)
FTA	10, Liz Scott vs. DePaul (11/25/24)
FT% (min. 5 made)	1.000 (6-6), Nevaeh Tot at Louisville (12/4/24)
Rebounds	14 (2x); MR: Raegan Beers vs. Virginia (11/8/24)
Assists	10, Payton Verhulst vs. Duke (11/27/24)
Turnovers	9, Sahara Williams at Louisville (12/4/24)
Blocked Shots	4, Raegan Beers vs. New Mexico State (12/29/24)
Steals	4 (3x); MR: Zya Vann vs. Omaha (12/22/24)

OPPONENT HIGHS

Points	35, Reigan Richardson, Duke (11/27/24)
FGM	13, Reigan Richardson, Duke (11/27/24)
FGA	22, Reigan Richardson, Duke (11/27/24)
FG% (min. 5 made)	.778 (7-9), Taylor Jones, Texas (1/2/25)
3PM	6, Jewel Spear, Tennessee (1/5/25)
3PA	11, Jewel Spear, Tennessee (1/5/25)
3P% (min. 3 made)	.800 (4-5), Jordan Lee, Texas (1/2/25)
FTM	9, Cora Olsen, Omaha (12/22/24)
FTA	11, Cora Olsen, Omaha (12/22/24)
FT% (min. 5 made)	.833 (5-6), Olivia Cochran, Louisville (12/4/24)
Rebounds	10, Kiara Jackson, UNLV (11/22/24)
Assists	9, Taina Mair, Duke (11/27/24)
Turnovers	5 (2x); MR: Cordasia Harris, Alabama State (12/8/24)
Blocked Shots	2 (6x); MR: Taylor Jones, Texas (1/2/25)
Steals	9, Talaysia Cooper, Tennessee (1/5/25)

OKLAHOMA'S TOP PLAYER PERFORMANCES

POINTS (min. 15)

29Payton Verhulst vs. Duke (11/27/24)
28Raegan Beers vs. Omaha (12/22/24)
27Raegan Beers vs. Western Carolina (11/13/24)
26Raegan Beers vs. Virginia (11/8/24)
26Raegan Beers vs. Duke (11/27/24)
23Payton Verhulst vs. Texas (1/2/25)
21Raegan Beers vs. Southern (11/4/24)
21Payton Verhulst at Louisville (12/4/24)
20Skylar Vann vs. Alabama State (12/8/24)
19Sahara Williams vs. Southern (11/4/24)
19Raegan Beers vs. New Mexico State (12/29/24)
18Payton Verhulst vs. DePaul (11/25/24)
18Sahara Williams vs. New Mexico State (12/29/24)
17Raegan Beers vs. DePaul (11/25/24)
16Sahara Williams vs. Western Carolina (11/13/24)
16Payton Verhulst at Wichita State (11/19/24)
16Payton Verhulst at Tennessee (1/5/25)
154x (S. Vann 2x, Williams 1x, Verhulst 1x)

REBOUNDS (min. 10)

14Raegan Beers vs. Southern (11/4/24)
14Raegan Beers vs. Virginia (11/8/24)
12Raegan Beers vs. New Mexico State (12/29/24)
11Raegan Beers at Wichita State (11/19/24)
11Raegan Beers at Louisville (12/4/24)
10Payton Verhulst vs. Duke (11/27/24)
10Raegan Beers vs. Oral Roberts (12/15/24)
10Raegan Beers vs. Michigan (12/17/24)

ASSISTS (min. 5)

10Payton Verhulst vs. Duke (11/27/24)
9Payton Verhulst vs. DePaul (11/25/24)
8Nevaeh Tot at UNLV (11/22/24)
8Skylar Vann vs. Omaha (12/22/24)
8Nevaeh Tot at Tennessee (1/5/25)
7Reyna Scott vs. Alabama State (12/8/24)
6Nevaeh Tot vs. Western Carolina (11/13/24)
6Sahara Williams at Wichita State (11/19/24)
6Nevaeh Tot vs. Alabama State (12/8/24)
6Nevaeh Tot vs. New Mexico State (12/29/24)
53x

BLOCKED SHOTS (min. 3)

4Raegan Beers vs. New Mexico State (12/29/24)
3Payton Verhulst vs. Virginia (11/8/24)

STEALS (min. 3 steals)

4Nevaeh Tot vs. Virginia (11/8/24)
4Zya Vann vs. Oral Roberts (12/15/24)
4Zya Vann vs. Omaha (12/22/24)
312x

3-POINT FIELD GOALS (min. 3)

4Payton Verhulst vs. DePaul (11/25/24)
4Payton Verhulst vs. Duke (11/27/24)
4Payton Verhulst at Louisville (12/4/24)
4Aubrey Joens vs. Alabama State (12/8/24)
4Payton Verhulst vs. Oral Roberts (12/15/24)
4Payton Verhulst at Tennessee (1/5/25)
311x

LAST TIME AN OKLAHOMA TEAM...

Scored 100 points	Oklahoma 111, Omaha 65 in Norman (Dec. 22, 2024)
Scored 100 points and lost	DePaul 111, Oklahoma 108 (OT) in Chicago, Ill. (Nov. 13, 2017)
Scored 110 points	Oklahoma 111, Omaha 65 in Norman (Dec. 22, 2024)
Scored 115 points	Oklahoma 122, Western Carolina 56 in Norman (Nov. 13, 2024)*
Scored 120 points	Oklahoma 122, Western Carolina 56 in Norman (Nov. 13, 2024)*
Scored 90 points in regulation	Oklahoma 111, Omaha 65 in Norman (Dec. 22, 2024)
Scored 90 points vs. a "High Major" team (non-conference)	#13 Duke 109, #8 Oklahoma 99 (OT) in Henderson, Nev. (Nov. 27, 2024)
Scored 90 points vs. a "High Major" team (conference)	#23 Oklahoma 91, Oklahoma State 56 in Norman (Feb. 24, 2024)
Scored 95 points in a conference game	#23 Oklahoma 95, Cincinnati 87 in Cincinnati, Ohio (Feb. 20, 2024)
Scored 100 points in a conference game	Oklahoma 101, TCU 78 in Norman (Jan. 31, 2023)
Scored 90 points vs. a team ranked in the AP Poll	#13 Duke 109, #8 Oklahoma 99 (OT) in Henderson, Nev. (Nov. 27, 2024)
Beat a team ranked in the AP Poll at home	#20 Oklahoma 71, #3 Texas 70 in Norman (Feb. 28, 2024)
Beat a team ranked in the AP Poll in true road game	#9 Oklahoma 87, #15 Tennessee 86 in Knoxville, Tenn. (Jan. 5, 2025)
Beat a team ranked in the AP Poll at neutral site	#10 Oklahoma 72, #20 Michigan 62 in Charlotte, N.C. (Dec. 17, 2024)
Beat a non-conference opponent ranked in the AP Poll in true road game	#11 Oklahoma 78, #22 Louisville 72 in Louisville, Ky. (Dec. 4, 2024)
Beat a team ranked in the AP Top 25	#9 Oklahoma 87, #15 Tennessee 86 in Knoxville, Tenn. (Jan. 5, 2025)
Beat a team ranked in the AP Top 15	#9 Oklahoma 87, #15 Tennessee 86 in Knoxville, Tenn. (Jan. 5, 2025)
Beat a team ranked in the AP Top 10	#20 Oklahoma 71, #3 Texas 70 in Norman (Feb. 28, 2024)
Back-to-back wins vs. an AP Top 10 opponents	#18 Oklahoma 65, #9 Texas 63 in Norman (Jan. 29, 2022) and #18 Oklahoma 78, #9 Baylor 77 in Waco, Texas (Feb. 2, 2022)
Beat a team ranked in the AP Top 5	#20 Oklahoma 71, #3 Texas 70 in Norman (Feb. 28, 2024)
Beat a team ranked in the AP Top 2	Oklahoma 66, #2 Kansas State 63 in Norman (Jan. 31, 2024)
Beat the team ranked No. 1 in the AP Poll	Never
Scored at least 30 points in a quarter	35 (3Q) vs. Omaha in Norman (Dec. 22, 2024)
Scored at least 60 points in a half	68 (1H) vs. Alabama State in Norman (Dec. 8, 2024)
Scored at least 50 points in a half	51 (2H) vs. New Mexico State in Norman (Dec. 29, 2024)
Had 40+ rebound margin	59 (2H) vs. Omaha in Norman (Dec. 22, 2024)
Had 35+ rebound margin	40 - Oklahoma 65, Northwestern State 25 in Norman (Nov. 30, 2022)
Had 25+ rebound margin	25 - Oklahoma 59, Oral Roberts 34 in Norman (Dec. 15, 2024)
Had 20+ rebound margin	20 - Oklahoma 49, New Mexico State 29 in Norman (Dec. 29, 2024)
Attempted 35 free throws	35 vs. West Virginia in Norman (Feb. 5, 2022)
Attempted 40 free throws	41 at Iowa State in Ames, Iowa (Jan. 19, 2019)
Attempted 5 free throws or less	4 at Nebraska in Lincoln, Neb. (Jan. 10, 2009)
Made 30 free throws	32 vs. Houston in Norman (Nov. 25, 2020)
Had 35 assists	35 vs. Oklahoma City in Norman (Feb. 9, 1983)*
Had 30 assists	32 vs. Omaha in Norman (Dec. 22, 2024)
Had 25 assists	25 at #15 Tennessee in Knoxville, Tenn. (Jan. 5, 2025)
Had 25 turnovers	31 at #15 Tennessee in Knoxville, Tenn. (Jan. 5, 2025)
Had 25 steals	27 vs. Portland State in Las Vegas, Nev. (Dec. 21, 2016)
Had 20-24 steals	20 vs. Alabama State (Nov. 15, 2023)
Had 15-19 steals	16 vs. Virginia in Norman (Nov. 8, 2024)
Had 10-14 blocks	10 vs. DePaul in Las Vegas, Nev. (Nov. 25, 2024)
Had 15 blocks	15 vs. Texas in Oklahoma City, Okla. (Mar. 7, 2007)
Played an overtime game	#13 Duke 109, #8 Oklahoma (OT) in Henderson, Nev. (Nov. 27, 2024)
Won an overtime game	Oklahoma 90, Kansas State 86 (OT) in Norman (March 1, 2023)
Lost an overtime game	#13 Duke 109, #8 Oklahoma (OT) in Henderson, Nev. (Nov. 27, 2024)
Played a double overtime game	Oklahoma 101, West Virginia 99 (2OT) in Norman (Feb. 5, 2022)
Played three or more overtimes	Never
Shot 60% for a game	63.2% (48-76) vs. Western Carolina in Norman (Nov. 13, 2024)
Shot 65% for a game	66.0% (33-50) vs. Kansas in Norman (Jan. 25, 2001)
Shot less than 30% for a game	27.1% (19-70) at #12 Kansas State in Manhattan, Kan. (Jan. 10, 2024)
Shot 90% from the free throw line (min. 10 attempts)	92.3% (12-13) at Indiana in Bloomington, Ind. (March 25, 2024)
Shot 50% from 3-point line (min. 10 attempts)	55.6% (10-18) vs. Western Carolina in Norman (Nov. 13, 2024)
Shot 60% from the 3-point line (min. 10 attempts)	61.9% (13-21) at West Virginia in Morgantown, W.Va. (Feb. 17, 2024)
Shot 20-30% in a half	28.6% (10-35, 1H) vs. Iowa State in Kansas City (March 11, 2024)
Shot less than 20% in a half	12.9% (4-31) vs. North Carolina in Charlotte, N.C. (Dec. 19, 2023)
Made at least 10 3-point field goals	13 vs. Omaha in Norman (Dec. 22, 2024)
Made 15 3-point field goals	16 vs. Alabama State in Norman (Dec. 8, 2024)
Held three consecutive opp. to 30% or less	Southern, 26% (Nov. 4, 2024) - Virginia, 27% (Nov. 8, 2024) - W. Carolina, 29% (Nov. 13, 2024) - Wichita State, 30% (Nov. 19, 2024)
Held four consecutive opp. to 30% or less	Southern, 26% (Nov. 4, 2024) - Virginia, 27% (Nov. 8, 2024) - W. Carolina, 29% (Nov. 13, 2024) - Wichita State, 30% (Nov. 19, 2024)
Failed to make a 3-point field goal	0-17 at West Virginia in Morgantown, W. Va. (Feb. 17, 2016)
Had at least 70 rebounds	75 vs. Cameron in Norman (Nov. 30, 1982)*
Had at least 65 rebounds	66 vs. Virginia in Norman (Nov. 8, 2024)
Had at least 60 rebounds	66 vs. Virginia in Norman (Nov. 8, 2024)
Had at least 50 rebounds	57 vs. Omaha in Norman (Dec. 22, 2024)
Had back-to-back 50-rebound games	(Nov. 8-25, 2024 - 6 games): Southern (54), Virginia (66), Western Carolina (54), Wichita State (53), UNLV (51), DePaul (52)*
Three consecutive 50-rebound games	(Nov. 8-25, 2024 - 6 games): Southern (54), Virginia (66), Western Carolina (54), Wichita State (53), UNLV (51), DePaul (52)*
Four consecutive 50-rebound games	(Nov. 8-25, 2024 - 6 games): Southern (54), Virginia (66), Western Carolina (54), Wichita State (53), UNLV (51), DePaul (52)*
Five consecutive 50-rebound games	(Nov. 8-25, 2024 - 6 games): Southern (54), Virginia (66), Western Carolina (54), Wichita State (53), UNLV (51), DePaul (52)*
Six consecutive 50-rebound games	(Nov. 8-25, 2024 - 6 games): Southern (54), Virginia (66), Western Carolina (54), Wichita State (53), UNLV (51), DePaul (52)*
Scored less than 10 points in a quarter	4 (3Q) vs. North Carolina in Charlotte, N.C. (Dec. 19, 2023)
Scored less than 20 points in a 1st half	16 at Baylor in Waco, Texas (Feb. 16, 2019)
Scored less than 20 points in a 2nd half	16 vs. North Carolina in Charlotte, N.C. (Dec. 19, 2023)
Scored 41-50 in a game	45 points vs. Texas in Norman (Feb. 25, 2023)
Scored less than 40 points in a game	36 points vs. Texas in Austin, Texas (Feb. 26, 2005)
Erased a 15-point deficit in a win at home	15 points - #20 Oklahoma 71, #3 Texas 70 in Norman in Norman (Feb. 28, 2024)
Erased a 15-point deficit in a win on road	17 points - #11 Oklahoma 78, #22 Louisville 72 in Louisville, Ky. (Dec. 4, 2024)
Erased a 10-point deficit in a win	17 points - #11 Oklahoma 78, #22 Louisville 72 in Louisville, Ky. (Dec. 4, 2024)

LAST TIME AN OKLAHOMA OPPONENT...

Shot 30% or less in a game (conference)	TCU, 29% in Kansas City (March 9, 2024)
Shot 30% or less in a game (non-conference)	DePaul, 27.5% in Las Vegas, Nev. (Nov. 25, 2024)
Shot 60% in a game	Baylor, 62.0% (44-71) in Waco, Texas (Feb. 22, 2020)
Did not make a field goal in a quarter	Kansas (1Q) in Lawrence, Kan. (Feb. 10, 2018)
Scored less than 10 points in a quarter (conference)	6 (1Q), TCU in Kansas City (March 9, 2024)
Scored less than 10 points in a quarter (non-conference)	6 (4Q), Omaha in Norman (Dec. 22, 2024)
Scored less than 10 points in all four quarters	Never
Scored less than 20 points in a 1st half	19, Oral Roberts in Norman (Dec. 15, 2024)
Scored less than 20 points in a 2nd half	17, Alabama State in Norman (Dec. 8, 2024)
Had a 20+ rebound margin	20, #24 Utah in Salt Lake City, Utah (Nov. 16, 2022)
Had a 25+ rebound margin	26, Baylor (40-14) in Waco, Texas (Jan. 23, 2021)
Had 15 steals	19, #15 Tennessee in Knoxville, Tenn. (Jan. 5, 2025)
Had 40+ turnovers	42, Portland State, in Las Vegas, Nev. (Dec. 21, 2016)
Had 35 turnovers	37, North Texas in Denton, Texas (Dec. 7, 2014)
Had 30 turnovers	33, West Virginia in Norman (Feb. 5, 2022)
Had 25 turnovers	26, #20 Michigan in Charlotte, N.C. (Dec. 17, 2024)
Had 50 rebounds	50, Princeton in Fort Myers, Fla. (Nov. 23, 2023)
Had 25 assists	38, #13 Duke in Henderson, Nev. (Nov. 27, 2024)
Scored 41-50 points in a game	46, Alabama State in Norman (Dec. 8, 2024)
Scored 31-40 points in a game	40, Texas State in Norman (Dec. 13, 2020)
Scored 25 points or less	25, North Carolina Central in Norman (Jan. 4, 2009)
Scored 30 points or less	25, North Carolina Central in Norman (Jan. 4, 2009)
Made 10 3-point field goals	10, #15 Tennessee in Knoxville, Tenn. (Jan. 5, 2025)
Made 15 3-point field goals	16, Notre Dame in Norman (March 21, 2022)
Failed to make a 3-point field goal	UC-Riverside (0-11) in Norman (Dec. 20, 2012)
Had 10 blocks	13, #12 Kansas State in Manhattan, Kan. (Jan. 10, 2024)
Did not attempt a free throw	Kansas State in Norman (Jan. 14, 2009)
Made 30 free throws	30, Iowa State in Ames, Iowa (Jan. 28, 2023)
Attempted 35+ free throws	36, Texas Tech in Norman (Feb. 16, 2022)
Scored 100 points	109 (OT), #13 Duke in Henderson, Nev. (Nov. 27, 2024)
Scored 100 points in regulation	124, #24 Utah in Salt Lake City, Utah (Nov. 16, 2022)*
Scored 110 points	124, #24 Utah in Salt Lake City, Utah (Nov. 16, 2022)*
Scored 115 points	124, #24 Utah in Salt Lake City, Utah (Nov. 16, 2022)*
Scored 100 points at Oklahoma	108, Notre Dame in Norman (March 21, 2022)
Scored 100 points and lost	Never

LAST TIME AN OKLAHOMA PLAYER...

Scored 20 points	23, Payton Verhulst vs. #5 Texas in Norman (Jan. 2, 2025)
Scored 25 points	28, Raegan Beers vs. Omaha in Norman (Dec. 22, 2024)
Scored 30 points	32, Payton Verhulst vs. Oral Roberts in Norman (Nov. 12, 2023)
Scored 35 points	45, Madi Williams vs. West Virginia in Norman (Jan. 3, 2021)*
Scored 40 points	45, Madi Williams vs. West Virginia in Norman (Jan. 3, 2021)*
Attempted 20 field goals	23, Payton Verhulst vs. #5 Texas in Norman (Jan. 2, 2025)
Attempted 25 field goals	30, Madi Williams vs. West Virginia in Norman (Jan. 3, 2021)
Had 5 blocks	5, Payton Verhulst vs. #21 Baylor in Norman (Feb. 14, 2024)
Had 10 blocks	10, Courtney Paris vs. Texas Tech in Lubbock, Texas (March 1, 2006)
Had 5 steals	7, Lexy Keys vs. UCF in Norman (Dec. 30, 2023)
Had 10 steals	10, Maddie Manning vs. Portland State in Las Vegas, Nev. (Dec. 21, 2016)
Had 10 assists	10, Payton Verhulst vs. #13 Duke in Henderson, Nev. (Nov. 27, 2024)
Had 15 assists	16, Dionnah Jackson vs. Texas A&M in College Station, Texas (Jan. 22, 2005)
Had 15 rebounds	15, Liz Scott vs. #23 Kansas in Norman (Jan. 14, 2023)
Had 20 rebounds	20, Vionise Pierre-Louis vs. Oklahoma State in Norman (Jan. 20, 2018)
Made 10 field goals	11, Raegan Beers vs. Omaha in Norman (Dec. 22, 2024)
Made 15 field goals	17, Madi Williams vs. West Virginia in Norman (Jan. 3, 2021)
Made 20 field goals	20, Courtney Paris vs. New Mexico in Norman (Dec. 30, 2006)*
Made 10 free throws	10-16, Madi Williams vs. #23 Baylor in Norman (Jan. 3, 2023)
Made at least 5 3-point field goals	5, Payton Verhulst vs. Iowa State in Kansas City (March 11, 2024)
Recorded a double-double	Raegan Beers (19pts/12reb) vs. New Mexico State in Norman (Dec. 29, 2024)
Two players recorded a double-double	Payton Verhulst (14pts/13reb) and Skylar Vann (17pts/11reb) vs. Oklahoma State in Norman (Feb. 24, 2024)
Three players recorded a double-double	Aubrey Joens (11pts/11reb), Skylar Vann (13pts/12reb) and Madi Williams (16pts/10reb) vs. Northwestern State in Norman (Nov. 30, 2022)
Recorded a double-double with points and assists	Payton Verhulst (10pts/10ast) at Oklahoma State in Stillwater, Okla. (Feb. 3, 2024)
Recorded a double-double with points and steals	Maddie Manning (17 points/10 steals) vs. Portland State in Las Vegas, Nev. (Dec. 21, 2016)
Recorded a double-double with rebounds and assists	Mandy Simpson (10 reb/12 ast) at Kansas in Lawrence, Kan. (Feb. 2, 2020)
Recorded a triple-double	Payton Verhulst (29pts/10ast/10reb) vs. #13 Duke in Henderson, Nev. (Nov. 27, 2024)
Recorded consecutive double-doubles	Raegan Beers (21pts/14reb) vs. Southern (11/4/24) and (26pts/14rebs) vs. Virginia (Nov. 8, 2024)
Recorded three consecutive double-doubles	Madi Williams (13pts/11reb vs. #16 BYU (Dec. 10, 2021) and 16pts/10reb vs. Eastern Mich. (Dec. 7, 2021) and 13pts/11reb vs. Mississippi St. (Dec. 4, 2021)
Record 112 consecutive double-doubles	112, Courtney Paris (Dec. 5, 2005-Feb. 2, 2009)
Had a double-double at halftime	Raegan Beers (18pts/11rebs in 1H) vs. Virginia (Nov. 8, 2024)
Five players scored in 10+	Skylar Vann (20), Aubrey Joens (14), Raegan Beers (14), Payton Verhulst (13), Lexy Keys (11) vs. Alabama State in Norman (Dec. 8, 2024)
Six players scored in 10+	Skylar Vann (16), Ana Llanusa (15), Liz Scott (15), Nevaeh Tot (12) and Madi Williams (11) vs. West Virginia in Norman (Feb. 4, 2023)
Seven players scored 10+	Nicole Griffin (14), Aaryn Ellenberg (28), Morgan Hook (12), Jelena Cerina (11), DaShawn Harden (15), Sharane Campbell (11), Whitney Hand (18) vs. Sacramento State in Norman (Nov. 13, 2011)

OKLAHOMA WOMEN'S BASKETBALL GAME NOTES

Eight players scored in 10+	Ashley Paris (12), Amanda Thompson (12), Courtney Paris (14), Nyeshia Stevenson (12), Jenny Vining (18), Abi Olajuwon (12), Carlee Roethlisberger (10) and Rose Hammond (12) vs. Central Arkansas in Norman (Dec. 20, 2007)
No players scored 10+	Never
Only one player scored 10+	Liz Scott (13) vs. Texas in Norman (Feb. 25, 2023)
Two players scored 20+	Payton Verhulst (29) and Raegan Beers (26) vs. #13 Duke in Henderson, Nev. (Nov. 27, 2024)
Scored 20 points and had 20 rebounds	Courtney Paris (23pts/20rebs) vs. Texas Tech in Lubbock, Texas (Feb. 17, 2009)
Three players scored 20+	Vionise Pierre-Louis (25), Shaina Pellington (23) and Maddie Manning (20) at DePaul in Chicago, Ill. (Nov. 13, 2017)
Two players had 10 rebounds	Raegan Beers (14) and Skylar Vann (10) vs. Virginia (Nov. 8, 2024)
Three players had 10 rebounds	Skylar Vann (12), Aubrey Joens (11) and Madi Williams (10) vs. Northwestern State in Norman (Nov. 30, 2022)
Played every minute	Taylor Robertson (50) vs. West Virginia in Norman (Feb. 5, 2022)
Played more than 40 minutes	Taylor Robertson (50) vs. West Virginia in Norman (Feb. 5, 2022)
Played 50 minutes	Taylor Robertson (50) vs. West Virginia in Norman (Feb. 5, 2022)*
Back-to-back 20-point games	Payton Verhulst (29-21) from Nov. 27-Dec. 4, 2024
Three consecutive 20-point games	Raegan Beers (21-26-27) from Nov. 4-13, 2024
Four consecutive 20-point games	Ana Llanusa (28-24-23-20) from Dec. 31, 2023 to Jan. 11, 2023
Back-to-back 25-point games	Raegan Beers (26 vs. Virginia; 27 vs. Western Carolina) - Nov. 8-13, 2024
Three consecutive 25-point games	Courtney Paris (32-33-28) from Feb. 21-28, 2007

LAST TIME AN OPPOSING PLAYER...

Recorded a double-double	Kiara Jackson (20pts/10reb), UNLV (Nov. 22, 2024)
Two players recorded a double-double	Summer Hemphill (26pts/12reb) and Adebola Adeyeye (12pts/13reb), Buffalo in The Bahamas (Nov. 21, 2021)
Recorded a double-double with points and assists	Chrislyn Carr (23pts/11ast), Texas Tech in Norman (March 7, 2020)
Had 5 blocks	5, Ayoka Lee, #12 Kansas State in Manhattan, Kan. (Jan. 10, 2024)
Had 5 steals	9, Talaysia Cooper, #15 Tennessee in Knoxville, Tenn. (Jan. 5, 2025)
Had 10 steals	11, Lauren Heard, TCU in Norman (March 4, 2021)
Had 10 assists	10, Emily Ryan, Iowa State in Kansas City (March 11, 2024)
Had 15 assists	16, Aisia Robertson, New Mexico in Albuquerque, N.M. (Nov. 28, 2018)
Had 20 rebounds	20, Lauren Gustin, BYU in Provo, Utah (Jan. 3, 2024)
Had 15 rebounds	20, Lauren Gustin, BYU in Provo, Utah (Jan. 3, 2024)
Had 10 blocks	10, Brittney Griner, Baylor in Kansas City, Mo. (Mar. 12, 2010)
Scored 30 points (non-conference)	35, Reigan Richardson, Duke in Henderson, Nev. (Nov. 27, 2024)
Scored 30 points (conference)	33, Serena Sundell, Kansas State in Norman (March 1, 2023)
Scored 35 or more points (non-conference)	35, Reigan Richardson, Duke in Henderson, Nev. (Nov. 27, 2024)
Scored 35 points or more (conference)	37, NaLyssa Smith, Baylor in Kansas City, Mo. (March 12, 2022)
Scored 40 points or more	61, Ayoka Lee, Kansas State in Manhattan, Kan. (Jan. 23, 2022)
Scored 50 points or more	61, Ayoka Lee, Kansas State in Manhattan, Kan. (Jan. 23, 2022)
Attempted 25 field goals	32, NaLyssa Smith, Baylor in Kansas City, Mo. (March 12, 2022)
Made 15 field goals	16, NaLyssa Smith, Baylor in Kansas City, Mo. (March 12, 2022)
Made 15 free throws	15, Ayoka Lee, Kansas State in Manhattan, Kan. (Jan. 23, 2022)
Scored 20 points and had 20 rebounds	Ayoka Lee (23pts/20reb), Kansas State in Manhattan, Kan. (Jan. 25, 2020)
Two players scored 20 points	S'Mya Nichols (29) and Holly Kersgieter (26), Kansas in Lawrence, Kan. (March 2, 2024)
Three players scored 20 points	Gianna Kneepkens (24), Kennady McQueen (21) and Alissa Pili (21), Utah in Salt Lake City, Utah (Nov. 16, 2022)
Six players scored in double figures	Gianna Kneepkens (24), Kennady McQueen (21) and Alissa Pili (21), Isabel Parmer (17), Dasia Young (13), Teya Sidberry (10) Utah in Salt Lake City, Utah (Nov. 16, 2022)
Committed 10+ turnovers	10, Jayla Hemingway, West Virginia in Norman (Feb. 5, 2022)
Recorded a triple-double	Alexis Jones (24pts/12reb/10ast), Baylor in Waco, Texas (Jan. 29, 2017)

*Indicates school record

JENNIE BARANCZYK

FOURTH YEAR AT OKLAHOMA • 9 STRAIGHT POSTSEASON APPEARANCES

2022, 2023, 2024 NATIONAL COACH OF THE YEAR FINALIST

2024 BIG 12 COACH OF THE YEAR • 6 NCAA TOURNAMENTS

2023, 2024 BIG 12 CHAMPIONS • 5 CONFERENCE CHAMPIONSHIPS



Jennie Baranczyk was named the ninth head coach of the Oklahoma women's basketball program on April 10, 2021. She will enter her fourth season at the helm in 2024-25 and usher the program into a new chapter in the Southeastern Conference.

Baranczyk (pronounced buh-RON-check), a 13-year head coach, spent nine seasons at Drake before starting her Oklahoma tenure in 2021-22. In each of her first three seasons in Norman, Baranczyk was a National Coach of the Year semifinalist and was named the 2024 Big 12 Coach of the Year. Her 74-26 (.740) record through three seasons is the best three-year start in program history.

Her teams have reached 20 wins in nine of the last 10 seasons, including three consecutive 23-plus wins at Oklahoma. She's led her teams to six NCAA Tournaments and produced 34 all-conference honorees over the previous 12 seasons.

Baranczyk delivered the program's second-straight Big 12 Conference regular season championship during her third campaign as the Sooners' head coach. Her efforts earned her Big 12 Coach of the Year honors, and she was a semifinalist for the Naismith National Coach of the Year award. The conference title was OU's first outright conference title since 2009, as OU compiled a 15-3 league record and a 23-10 overall record. Oklahoma was tabbed as a fifth seed in the program's third consecutive NCAA Tournament, where Baranczyk led OU to the second round.

Baranczyk and her staff saw Skylar Vann claim OU's first Big 12 Player of the Year honor in 15 years, while Payton Verhulst was named the league's Newcomer of the Year. Four Oklahoma players received All-Big 12 honors, with Vann and Verhulst making the first team and Nevaeh Tot and Sahara Williams receiving honorable mentions. Vann and Verhulst both earned All-America honors, pushing Baranczyk's All-America total to five as the Oklahoma head coach.

In her second season, Baranczyk guided the Sooners to their first Big 12 championship since 2009, sharing the regular season title with a 14-4 record in league play and a 26-7 overall record. OU also made its second consecutive NCAA Tournament appearance under Baranczyk. The Sooners secured a program-record six sweeps in league play and secured the most conference wins in 13 seasons.

Baranczyk's coaching saw Madi Williams selected unanimously to the All-Big 12 First Team, while Taylor Robertson and Ana Llanusa received second-team honors, and Skylar Vann received an honorable mention. Vann also won the Sixth Player Award for the second year in a row, and freshman Beatrice Culliton was named to the All-Freshman team. Additionally, Williams became OU's first WNBA Draft Pick since 2013 and earned WBCA and AP All-America honors along with Robertson.

In her debut season, Baranczyk orchestrated one of the greatest turnarounds in the country, guiding the Sooners to a 25-9 record and into the second round of the NCAA Tournament. The 13-win improvement from the season before Baranczyk's arrival was the second-largest turnaround in program history. The Des Moines, Iowa, product was named a WBCA National Coach of the Year finalist for her efforts. In addition, the team reached 20 wins faster than all but two teams in program history, rising to No. 12 in the AP Poll midway through the season. Madi Williams and Taylor Robertson earned unanimous All-Big 12 first-team selections, while Skylar Vann was named the league's Sixth Player of the Year.

BARANCZYK YEAR-BY-YEAR

Year	School	Record	Pct.
2012-13	Drake	11-20	.355
2013-14	Drake	17-15	.531
2014-15 [^]	Drake	20-11	.645
2015-16 [^]	Drake	23-10	.697
2016-17 ^{*!}	Drake	28-5	.849
2017-18 ^{*!}	Drake	25-7	.781
2018-19 ^{*!}	Drake	27-7	.794
2019-20 [#]	Drake	22-8	.733
2020-21 [^]	Drake	18-12	.600
2021-22 [*]	Oklahoma	25-9	.735
2022-23 ^{*!}	Oklahoma	26-7	.788
2023-24 ^{*!}	Oklahoma	23-10	.697
2024-25	Oklahoma	13-2	.867
Totals	13 years	279-124	.692
at Oklahoma	4 years	87-28	.757

^{*}NCAA Tournament [^]WNIT [#]Postseason Canceled [!]Conf. Champs

She coached two Sooners, Taylor Robertson and Madi Williams, to unanimous first-team All-Big 12 selections, the first Sooner pair to do so since 2012. Under Baranczyk's watch, Skylar Vann was named the 2022 Big 12 Sixth Player of the Year and a league honorable mention, and Kelbie Washington earned All-Big 12 Freshman Team honors. Robertson became OU's first All-America selection since Aaryn Ellenberg in 2014, earning an honorable mention.

Baranczyk came to OU after amassing a 192-96 (.667) record at Drake and leading the Bulldogs to six consecutive 20-win seasons (2014-15 through 2019-20) and three NCAA tournament berths (2017-19). A two-time Missouri Valley Conference Coach of the Year, Baranczyk's .667 winning percentage ranks fifth in the league's history.

Baranczyk won back-to-back MVC Coach of the Year awards after her team's historic 2016-17 and 2017-18 campaigns. She led the Bulldogs to an 18-0 regular-season conference record both years and won both MVC Tournaments. After the 2018-19 squad posted a 17-1 league record, the Bulldogs had amassed a near-perfect three-year MVC mark of 53-1 (.981).

Baranczyk began her coaching career in the Big 12 Conference, serving first as an assistant coach at Kansas State during the 2005-06 season (the Wildcats won the WNIT) and returning to the league as an assistant coach at Colorado from 2010-12. Between her Big 12 stints, Baranczyk was an assistant coach at Marquette from 2006-10, helping the Golden Eagles to an 81-53 record and four postseason appearances. The 2007-08 squad won the WNIT title.

Formerly Jennie Lillis, Baranczyk spent her collegiate career at the University of Iowa (2000-04) and is regarded as one of the best all-around players in Hawkeye women's basketball history.

Baranczyk, who obtained a master's degree in counseling and student development from Kansas State in 2006, is married. She and her husband, Scott, have a son, Eli, and two daughters, Jordi and Hope.

COACHING HISTORY

2021-Present: Oklahoma

Head Coach

2012-21: Drake

Head Coach

2010-12: Colorado

Assistant Coach

2006-10: Marquette

Assistant Coach

2004-06: Kansas State

Assistant Coach

THE BARANCZYK FILE

Hometown Des Moines, Iowa
 High School..... Dowling Catholic, 2000 College..... Iowa, 2004
 Family..... Husband, Scott
 Daughters, Jordi and Hope
 Son, Eli

HEAD COACHING CAREER

Years 13
 Record..... 279-124 (.692)
 Conference Championships 5
 2017, 2018, 2019, 2023, 2024
 NCAA Tournaments..... 6
 2017, 2018, 2019 (at Drake)
 2022, 2023, 2024 (at Oklahoma)

AS OKLAHOMA HEAD COACH

Years 4
 Record..... 87-28 (.757)
 vs. Conference Opp 45-17 (.726)
 Home Record 47-9 (.839)
 Road Record 29-11 (.725)
 Neutral Site Record 11-8 (.579)
 vs. AP Top 25 14-18 (.438)

ALL-AMERICANS COACHED

Payton Verhulst 2024 HM
 Skylar Vann 2024 HM
 Taylor Robertson..... 2023 HM
 Madi Williams 2023 HM
 Taylor Robertson..... 2022 HM

ALL-CONF. SELECTIONS AT OU

Skylar Vann 2024 1st
 Payton Verhulst 2024 1st
 Nevaeh Tot 2024 HM
 Sahara Williams 2024 HM
 Madi Williams 2023 1st
 Taylor Robertson..... 2023 2nd
 Ana Llanusa 2023 2nd
 Skylar Vann 2023 HM
 Taylor Robertson..... 2022 1st
 Madi Williams 2022 1st
 Skylar Vann 2022 HM

#0 BEATRICE CULLITON

JUNIOR | 6-3 | CENTER | OVERLAND PARK, KAN. (AQUINAS)



SEASON/CAREER BESTS

POINTS

Season: 8 at TENN 1/5/25

Career: 11 (2x); MR: at OSU 3/4/23

FG MADE

Season: 4 at TENN 1/5/25

Career: 5 (2x); MR: at OSU 3/4/23

FG ATTEMPTS

Season: 4 (2x); MR: at TENN 1/5/25

Career: 10 vs Iowa St. 03/11/23

3PT MADE

Season: N/A

Career: N/A

3PT ATTEMPTS

Season: N/A

Career: N/A

FT MADE

Season: 1 (2x); MR: vs ORU 12/15/24

Career: 4 (2x); MR: vs ORU 11/12/23

FT ATTEMPTS

Season: 2 (3x); MR: vs ORU 12/15/24

Career: 4 (5x); MR: vs ORU 11/15/23

REBOUNDS

Season: 6 vs TEX 1/2/25

Career: 9 (2x); MR: at IU 3/25/24

ASSISTS

Season: 3 (2x); MR: vs DEP 11/25/24

Career: 10 vs Texas Tech 02/15/23

BLOCKS

Season: 2 vs DEP 11/25/24

Career: 2 (4x); MR: vs DEP 11/25/24

STEALS

Season: 1 (4x); MR: vs TEX 1/2/25

Career: 2 (3x); MR: vs ASU 11/15/23

MINUTES

Season: 17 (2x); MR: vs ALST 12/8/24

Career: 25 at ISU 2/10/24

» NOTABLE

2023 Big 12 All-Freshman team selection ... Last name pronounced CULL-uh-ten ... Nicknamed "B" ... Grandmother once broke the Oklahoma high school record by scoring 58 points in a game ... Brothers, Brett and Cale McMakin, played Division I football at Northern Iowa and Pitt State, respectively ... Has a cat named Rocket ... Majoring in Multidisciplinary Studies and intends to go to Medical School.

» GAME-BY-GAME

DATE	OPPONENT	MIN	FG	3FG	FT	O-D-TRB	PF	A	TO	B	S	PTS
N4	Southern	8	1 - 1	0 - 0	0 - 2	3 - 1 - 4	1	3	0	0	1	2
N8	Virginia	10	0 - 3	0 - 0	0 - 0	2 - 2 - 4	2	1	2	0	1	0
N13	Western Carolina	12	3 - 4	0 - 0	1 - 2	0 - 2 - 2	4	0	0	0	0	7
N19	at Wichita State	9	2 - 2	0 - 0	0 - 0	1 - 2 - 3	1	0	0	1	0	4
N22	at UNLV	7	0 - 1	0 - 0	0 - 0	0 - 2 - 2	1	1	0	1	0	0
N25	DePaul	17	0 - 2	0 - 0	0 - 0	0 - 4 - 4	3	3	4	2	1	0
N27	Duke	1	0 - 0	0 - 0	0 - 0	0 - 0 - 0	0	0	1	0	0	0
D4	at Louisville	13	1 - 2	0 - 0	0 - 0	1 - 1 - 2	0	1	2	1	0	2
D8	Alabama State	17	0 - 0	0 - 0	0 - 0	1 - 3 - 4	1	1	1	0	0	0
D15	Oral Roberts	14	1 - 1	0 - 0	1 - 2	1 - 2 - 3	2	0	1	0	0	3
D17	Michigan	2	0 - 0	0 - 0	0 - 0	0 - 0 - 0	0	0	0	0	0	0
D22	Omaha	7	0 - 0	0 - 0	0 - 0	1 - 3 - 4	0	0	1	0	0	0
D29	New Mexico State					DNP						
J2	Texas	16	2 - 2	0 - 0	0 - 0	3 - 3 - 6	2	1	3	0	1	4
J5	at Tennessee	11	4 - 4	0 - 0	0 - 0	1 - 2 - 3	1	1	1	0	0	8
J9	at Mississippi State											
J12	Texas A&M											
J16	Missouri											
J19	at South Carolina											
J26	Georgia											
J30	at LSU											
F2	Kentucky											
F6	at Ole Miss											
F10	Auburn											
F16	at Missouri											
F20	Vanderbilt											
F23	at Arkansas											
F27	at Florida											
M2	Alabama											

*Starter

» BY THE NUMBERS

Miscellaneous	2024-25	Career
10-Plus Points	0	5
20-Plus Points	0	0
10-Plus Rebounds	0	0
Double-Doubles	0	0
Leads Team in Points	0	0
Leads Team in Rebounds	0	6
Leads Team in Assists	0	3

» CAREER STATS

YEAR	G-GS	MP/AVG.	FG-A	PCT.	3G-A	PCT.	FT-A	PCT.	O-D-TRB	AVG.	PF	A	TO	B	S	TP	AVG.
22-23	33-0	339/10.3	51-106	.481	0-0	.000	36-49	.735	40-60-100	3.0	70-1	39	39	8	7	138	4.2
23-24	33-2	423/12.8	42-80	.525	0-0	.000	15-27	.556	47-80-127	3.8	71-1	32	38	8	13	99	3.0
24-25	14-0	139/9.9	14-22	.636	0-0	.000	2-6	.333	14-27-41	2.9	18-0	12	16	5	4	30	2.1
TOTAL	80-2	901/11.3	107-208	.514	0-0	.000	53-82	.646	101-167-268	3.4	159-2	83	93	21	24	267	3.3

#1 NEVAEH TOT

RS-SENIOR | 5-3 | GUARD | COLUMBUS, OHIO (JOHN PAUL II - MCKINNEY, TX)



SEASON/CAREER BESTS

POINTS

Season: 9 at UL 12/4/24

Career: 18 at BYU 11/15/22

FG MADE

Season: 3 vs TEX 1/2/25

Career: 7 vs TCU 01/15/22

FG ATTEMPTS

Season: 7 vs DUKE 11/27/24

Career: 13 at Baylor 02/07/23

3PT MADE

Season: 2 (2x); MR: vs UNO 12/22/24

Career: 4 (4x); MR: vs GRAM 12/1/23

3PT ATTEMPTS

Season: 6 at UL 12/4/24

Career: 9 (2x); MR vs ISU 3/11/24

FT MADE

Season: 6 at UL 12/4/24

Career: 6 (2x); MR: at UL 12/4/24

FT ATTEMPTS

Season: 6 at UL 12/4/24

Career: 6 (6x); MR: at UL 12/4/24

REBOUNDS

Season: 6 vs NMST 12/29/24

Career: 10 vs UT 2/28/24

ASSISTS

Season: 8 (2x); MR: at TENN 1/5/25

Career: 11 vs Ark-Pine Bluff 12/29/20

BLOCKS

Season: N/A

Career: 1 (6x)

STEALS

Season: 4 vs UVA 11/8/24

Career: 6 vs Texas 01/29/22

MINUTES

Season: 30 vs DUKE 11/27/24

Career: 40 (4x); MR: vs KU 1/27/21

» NOTABLE

2024 All-Big 12 Honorable Mention ... 2021 Big 12 All-Freshman Team ... 2022 Academic All-Big 12 Second Team ... Majoring in Film and Media Studies ... Daughter of Orlando Tot and Helen Darling ... Mom, Helen, played at Penn State and earned Big Ten POTY honors in 2000 and led Penn State to the Final Four ... Darling played 10 years in the WNBA with Cleveland, Minnesota, Charlotte and San Antonio ... Brothers Jalen and Jajuan are standout players at Montana State-Billings.

» GAME-BY-GAME

DATE	OPPONENT	MIN	FG	3FG	FT	O-D-TRB	PF	A	TO	B	S	PTS
N4	Southern*	17	0-0	0-0	0-0	0-2-2	0	1	4	0	0	0
N8	Virginia*	21	0-2	0-2	0-0	0-0-0	0	3	0	0	4	0
N13	Western Carolina*	17	1-1	1-1	0-0	0-3-3	0	6	1	0	1	3
N19	at Wichita State*	22	1-1	1-1	0-0	1-3-4	1	2	3	0	0	3
N22	at UNLV*	20	1-1	1-1	0-0	0-1-1	0	8	2	0	0	3
N25	DePaul*	22	1-4	0-1	0-0	0-4-4	0	2	2	0	2	2
N27	Duke*	30	0-7	0-5	0-0	0-0-0	1	3	1	0	1	0
D4	at Louisville*	25	1-6	1-6	6-6	0-2-2	1	4	0	0	1	9
D8	Alabama State*	16	1-4	1-4	0-0	1-0-1	1	6	0	0	0	3
D15	Oral Roberts*	21	2-5	0-2	0-0	0-2-2	0	5	2	0	1	4
D17	Michigan*	20	2-2	2-2	0-0	0-2-2	1	1	1	0	0	6
D22	Omaha*	16	2-5	2-4	0-0	0-2-2	1	4	1	0	1	6
D29	New Mexico State*	24	0-2	0-0	0-0	3-3-6	0	6	1	0	0	0
J2	Texas*	28	3-3	0-0	0-0	0-2-2	2	1	6	0	1	6
J5	at Tennessee*	26	2-5	0-3	2-2	0-2-2	1	8	3	0	1	6
J9	at Mississippi State											
J12	Texas A&M											
J16	Missouri											
J19	at South Carolina											
J26	Georgia											
J30	at LSU											
F2	Kentucky											
F6	at Ole Miss											
F10	Auburn											
F16	at Missouri											
F20	Vanderbilt											
F23	at Arkansas											
F27	at Florida											
M2	Alabama											

*Starter

» BY THE NUMBERS

Miscellaneous	2024-25	Career
10-Plus Points	0	34
20-Plus Points	0	0
10-Plus Assists	0	2
Double-Doubles	0	2
Leads Team in Points	0	1
Leads Team in Rebounds	0	6
Leads Team in Assists	6	60

» CAREER STATS

YEAR	G-GS	MP/AVG.	FG-A	PCT.	3G-A	PCT.	FT-A	PCT.	O-D-TRB	AVG.	PF	A	TO	B	S	TP	AVG.
20-21	24-21	756/31.5	57-149	.383	15-44	.341	33-46	.717	16-68-84	3.5	47-1	103	63	1	33	162	6.8
21-22	33-18	864/26.2	73-168	.435	24-71	.338	38-49	.776	13-86-99	3.0	43-0	108	72	0	47	208	6.3
22-23	33-33	920/27.9	82-215	.381	47-128	.367	37-41	.902	5-95-100	3.0	34-0	121	62	3	31	248	7.5
23-24	33-33	908/27.5	74-215	.344	39-134	.291	30-42	.714	16-94-110	3.3	31-0	150	55	2	43	217	6.6
24-25	15-15	325/21.7	17-48	.354	9-32	.281	8-8	1.000	5-28-33	2.2	9-0	60	27	0	13	51	3.4
TOTAL	138-120	3772/27.3	303-795	.381	134-409	.328	146-186	.785	55-371-426	3.1	164-1	542	279	6	167	886	6.4

#2 REYNA SCOTT

JUNIOR | 5-10 | GUARD | HARLEM, NEW YORK CITY, N.Y. (NAZARETH HS)



SEASON/CAREER BESTS

POINTS

Season: 11 at TENN 1/5/25

Career: 15 at Utah 11/16/22

FG MADE

Season: 5 vs UVA 11/8/24

Career: 6 at Utah 11/16/22

FG ATTEMPTS

Season: 8 at TENN 1/5/25

Career: 10 at BYU 1/3/24

3PT MADE

Season: 1 (4x); MR: vs UNO 12/22/24

Career: 2 (2x); MR: vs FGCU 3/23/24

3PT ATTEMPTS

Season: 3 (2x); MR: at TENN 1/5/25

Career: 3 (4x); MR: at TENN 1/5/25

FT MADE

Season: 3 at TENN 1/5/25

Career: 7 vs ASU 11/15/23

FT ATTEMPTS

Season: 4 (2x); MR: at TENN 1/5/25

Career: 8 vs ASU 11/15/23

REBOUNDS

Season: 5 vs WCU 11/13/24

Career: 6 at Kansas 3/2/24

ASSISTS

Season: 7 vs ALST 12/8/24

Career: 7 (2x); MR: vs ALST 12/8/24

BLOCKS

Season: N/A

Career: 1 (8x); MR: at IU 3/25/24

STEALS

Season: 3 vs DEP 11/25/24

Career: 3 (4x); MR: vs DEP 11/25/24

MINUTES

Season: 20 vs ALST 12/8/24

Career: 26 at BYU 1/3/24

» NOTABLE

Appeared in over 65 games off the bench for the Sooners, including every game last year and this year ... Was first OU freshman guard to shoot 44% with over 50 FGA since Taylor Robertson in 2019 ... 2022 McDonald's All-American nominee ... Daughter of Steven and Renee Scott ... Majoring in Health and Exercise Science.

» GAME-BY-GAME

DATE	OPPONENT	MIN	FG	3FG	FT	O-D-TRB	PF	A	TO	B	S	PTS
N4	Southern	7	0-0	0-0	0-0	1-0-1	0	0	1	0	0	0
N8	Virginia	11	5-6	0-1	0-0	0-2-2	1	0	2	0	2	10
N13	Western Carolina	12	0-3	0-1	0-0	0-5-5	1	3	0	0	0	0
N19	at Wichita State	6	0-0	0-0	0-0	0-0-0	3	0	2	0	1	0
N22	at UNLV	13	2-4	1-3	0-0	0-1-1	2	1	3	0	0	5
N25	DePaul	10	2-3	0-0	0-2	0-0-0	1	1	1	0	3	4
N27	Duke	10	0-1	0-0	1-2	0-0-0	0	2	0	0	0	1
D4	at Louisville	6	1-2	0-0	0-0	0-0-0	1	0	0	0	1	2
D8	Alabama State	20	2-3	1-2	2-4	0-4-4	0	7	0	0	1	7
D15	Oral Roberts	11	3-5	1-2	0-0	0-2-2	0	0	0	0	2	7
D17	Michigan	5	0-3	0-1	0-0	0-2-2	2	0	2	0	0	0
D22	Omaha	18	3-7	1-2	2-2	1-3-4	2	4	2	0	0	9
D29	New Mexico State	6	1-1	0-0	0-0	0-0-0	0	0	1	0	1	2
J2	Texas	2	0-0	0-0	2-2	2-0-2	1	1	0	0	0	2
J5	at Tennessee	18	4-8	0-3	3-4	0-2-2	2	5	5	0	2	11
J9	at Mississippi State											
J12	Texas A&M											
J16	Missouri											
J19	at South Carolina											
J26	Georgia											
J30	at LSU											
F2	Kentucky											
F6	at Ole Miss											
F10	Auburn											
F16	at Missouri											
F20	Vanderbilt											
F23	at Arkansas											
F27	at Florida											
M2	Alabama											

*Starter

» BY THE NUMBERS

Miscellaneous	2024-25	Career
10-Plus Points	2	8
20-Plus Points	0	0
10-Plus Rebounds	0	0
Double-Doubles	0	0
Leads Team in Points	0	2
Leads Team in Rebounds	0	1
Leads Team in Assists	1	5

» CAREER STATS

YEAR	G-GS	MP/AVG.	FG-A	PCT.	3G-A	PCT.	FT-A	PCT.	O-D-TRB	AVG.	PF	A	TO	B	S	TP	AVG.
22-23	24-0	224/9.3	26-59	.441	5-12	.417	14-21	.667	5-19-24	1.0	20-0	29	43	4	11	71	3.0
23-24	33-0	446/13.5	61-153	.399	7-27	.259	45-67	.672	13-51-64	1.9	38-0	60	77	7	30	174	5.3
24-25	15-0	154/10.3	24-47	.511	4-15	.267	10-16	.625	4-21-25	1.7	16-0	24	19	0	13	62	4.1
TOTAL	72-0	824/11.4	111-259	.429	16-54	.296	69-104	.663	22-91-113	1.6	74-0	113	139	11	54	307	4.3

#3 ZYA VANN

FRESHMAN | 5-9 | GUARD | EDMOND, OKLA. (BETHANY HS)



SEASON/CAREER BESTS

POINTS

Season: 14 (2x); MR: vs ORU 12/15/24

Career: Same

FG MADE

Season: 5 vs ORU 12/15/24

Career: Same

FG ATTEMPTS

Season: 12 vs UNO 12/22/24

Career: Same

3PT MADE

Season: 2 (2x); MR: vs UNO 12/22/24

Career: Same

3PT ATTEMPTS

Season: 5 at UNLV 11/22/24

Career: Same

FT MADE

Season: 4 (2x); MR: vs ORU 12/15/24

Career: Same

FT ATTEMPTS

Season: 4 (4x); MR: vs MICH 12/17/24

Career: Same

REBOUNDS

Season: 5 (2x); MR: at UNLV 11/22/24

Career: Same

ASSISTS

Season: 5 (2x); MR: vs UNO 12/22/24

Career: Same

BLOCKS

Season: 2 (2x); MR: vs UNO 12/22/24

Career: Same

STEALS

Season: 4 (2x); MR: vs UNO 12/22/24

Career: Same

MINUTES

Season: 20 vs UNO 12/22/24

Career: Same

» NOTABLE

Rated the No. 46 prospect in the 2024 class by ESPN ... Top player in the state of Oklahoma per ESPN ... Two-time All-State selection ... Three-time high school state champion (2021 Norman, 2023-24 Bethany) ... As a senior, averaged 19.8 points, 5.2 rebounds, 3.6 steals and 2.5 assists per game ... Dad, Bryatt, played at OU under Billy Tubbs in the 1990s, and sister, Skylar, is a redshirt senior for the Sooners.

» GAME-BY-GAME

DATE	OPPONENT	MIN	FG	3FG	FT	O-D-TRB	PF	A	TO	B	S	PTS
N4	Southern	17	2-5	0-2	0-0	1-1-2	2	4	2	0	0	4
N8	Virginia	10	1-3	0-1	2-2	0-0-0	3	1	1	0	2	4
N13	Western Carolina	17	4-8	1-2	3-3	1-3-4	1	2	1	0	1	12
N19	at Wichita State	16	4-8	1-2	1-2	1-4-5	2	3	4	0	1	10
N22	at UNLV	17	4-9	2-5	4-4	0-5-5	2	0	1	0	1	14
N25	DePaul	15	2-3	1-1	0-0	1-2-3	3	2	3	0	0	5
N27	Duke	11	0-1	0-0	2-4	1-2-3	3	1	0	0	2	2
D4	at Louisville	11	2-5	0-1	0-0	0-1-1	2	2	2	0	0	4
D8	Alabama State	19	4-9	0-3	1-1	1-2-3	1	5	3	2	3	9
D15	Oral Roberts	16	5-11	0-2	4-4	2-2-4	1	2	1	1	4	14
D17	Michigan	19	1-5	1-2	3-4	1-2-3	2	1	1	0	1	6
D22	Omaha	20	4-12	2-3	0-0	3-0-3	2	5	2	2	4	10
D29	New Mexico State	16	2-6	0-2	0-0	0-2-2	2	0	1	0	2	4
J2	Texas	12	0-5	0-0	0-0	0-1-1	3	3	2	0	3	0
J5	at Tennessee	4	3-4	1-1	0-0	0-0-0	3	3	1	0	0	7
J9	at Mississippi State											
J12	Texas A&M											
J16	Missouri											
J19	at South Carolina											
J26	Georgia											
J30	at LSU											
F2	Kentucky											
F6	at Ole Miss											
F10	Auburn											
F16	at Missouri											
F20	Vanderbilt											
F23	at Arkansas											
F27	at Florida											
M2	Alabama											

*Starter

» BY THE NUMBERS

MISCELLANEOUS	2024-25	CAREER
10-Plus Points	5	5
20-Plus Points	0	0
10-Plus Rebounds	0	0
Double-Doubles	0	0
Leads Team in Points	1	1
Leads Team in Rebounds	0	0
Leads Team in Assists	1	1

» CAREER STATS

YEAR	G-GS	MP/AVG.	FG-A	PCT.	3G-A	PCT.	FT-A	PCT.	O-D-TRB	AVG.	PF	A	TO	B	S	TP	AVG
24-25	15-0	216/14.4	38-94	.404	9-27	.333	20-24	.833	12-27-39	2.6	32-0	34	25	5	24	105	7.0
TOTAL	15-0	216/14.4	38-94	.404	9-27	.333	20-24	.833	12-27-39	2.6	32-0	34	25	5	24	105	7.0

#4 CAYA SMITH

FRESHMAN | 6-1 | FORWARD | OKLAHOMA CITY, OKLA. (PC WEST)



SEASON/CAREER BESTS

POINTS

Season: 6 vs WCU 11/13/24

Career: Same

FG MADE

Season: 3 vs WCU 11/13/24

Career: Same

FG ATTEMPTS

Season: 4 vs WCU 11/13/24

Career: Same

3PT MADE

Season: N/A

Career: N/A

3PT ATTEMPTS

Season: 1 (2x); MR: vs UNO 12/22/24

Career: Same

FT MADE

Season: 1 (2x); MR: vs ALST 12/8/24

Career: Same

FT ATTEMPTS

Season: 2 (2x); MR: vs ALST 12/8/24

Career: Same

REBOUNDS

Season: 2 vs ALST 12/8/24

Career: Same

ASSISTS

Season: 1 at UNLV 11/22/24

Career: N/A

BLOCKS

Season: N/A

Career: N/A

STEALS

Season: 2 vs WCU 11/13/24

Career: Same

MINUTES

Season: 6 vs ALST 12/8/24

Career: Same

» NOTABLE

Ranked as the No. 72 player in the nation by ESPN ... Consensus four-star prospect ... McDonald's All-American regional finalist ... 2024 All-State selection by the Oklahoma Coaches Association ... Two-time All-City girls selection by The Oklahoman ... 2024 Super 5 selection ... Led Putnam City West (Okla.) to 6A state title for first time in 40 years ... Dual-sport athlete and was the 6A long jump state champion as a junior.

» GAME-BY-GAME

DATE	OPPONENT	MIN	FG	3FG	FT	O-D-TRB	PF	A	TO	B	S	PTS
N4	Southern	1	0-0	0-0	0-0	0-0-0	0	0	0	0	0	0
N8	Virginia	2	0-0	0-0	1-2	0-1-1	1	0	0	0	0	1
N13	Western Carolina	5	3-4	0-0	0-0	0-0-0	0	0	1	0	2	6
N19	at Wichita State					DNP						
N22	at UNLV	2	0-0	0-0	0-0	0-0-0	1	1	0	0	0	0
N25	DePaul	3	0-2	0-1	0-0	0-1-1	2	0	0	0	0	0
N27	Duke					DNP						
D4	at Louisville					DNP						
D8	Alabama State	6	2-2	0-0	1-2	0-2-2	0	0	0	0	0	5
D15	Oral Roberts	4	0-0	0-0	0-0	0-0-0	0	0	0	0	0	0
D17	Michigan					DNP						
D22	Omaha	4	0-2	0-1	0-0	0-0-0	0	0	0	0	0	0
D29	New Mexico State					DNP						
J2	Texas					DNP						
J5	at Tennessee					DNP						
J9	at Mississippi State											
J12	Texas A&M											
J16	Missouri											
J19	at South Carolina											
J26	Georgia											
J30	at LSU											
F2	Kentucky											
F6	at Ole Miss											
F10	Auburn											
F16	at Missouri											
F20	Vanderbilt											
F23	at Arkansas											
F27	at Florida											
M2	Alabama											

*Starter

» BY THE NUMBERS

MISCELLANEOUS	2024-25	CAREER
10-Plus Points	0	0
20-Plus Points	0	0
10-Plus Rebounds	0	0
Double-Doubles	0	0
Leads Team in Points	0	0
Leads Team in Rebounds	0	0
Leads Team in Assists	0	0

» CAREER STATS

YEAR	G-GS	MP/AVG.	FG-A	PCT.	3G-A	PCT.	FT-A	PCT.	O-D-TRB	AVG.	PF	A	TO	B	S	TP	AVG
24-25	8-0	27/3.4	5-10	.500	0-2	.000	2-4	.500	0-4-4	0.5	4-0	1	1	0	2	12	1.5
TOTAL	8-0	27/3.4	5-10	.500	0-2	.000	2-4	.500	0-4-4	0.5	4-0	1	1	0	2	12	1.5

#5 KIERSTEN JOHNSON

JUNIOR | 6-4 | CENTER | DUNCANVILLE, TEXAS



SEASON/CAREER BESTS

POINTS

Season: 12 vs UNO 12/22/24

Career: 20 vs BU 2/14/24

FG MADE

Season: 4 (2x); MR: vs UNO 12/22/24

Career: 8 vs BU 2/14/24

FG ATTEMPTS

Season: 7 vs UVA 11/8/24

Career: 12 vs BU 2/14/24

3PT MADE

Season: 1 (2x); MR: vs UNO 12/22/24

Career: 1 (3x); MR: vs UNO 12/22/24

3PT ATTEMPTS

Season: 2 at WSU 11/19/24

Career: 2 (4x); MR: at WSU 11/19/24

FT MADE

Season: 3 vs UNO 12/22/24

Career: 4 vs BU 2/14/24

FT ATTEMPTS

Season: 4 (3x); MR: vs UNO 12/22/24

Career: 5 (2x); MR: at WVU 2/17/24

REBOUNDS

Season: 8 vs UVA 11/8/24

Career: 8 (2x); MR: vs UVA 11/8/24

ASSISTS

Season: 3 vs UNO 12/22/24

Career: 4 (2x) MR: vs BU 2/14/24

BLOCKS

Season: 2 vs DEP 11/25/24

Career: 4 (4x); MR: at UC 2/20/24

STEALS

Season: 2 vs UNO 12/22/24

Career: 3 vs ASU 11/15/23

MINUTES

Season: 16 (2x); MR: vs UNO 12/22/24

Career: 21 vs BU 2/14/24

» NOTABLE

Played in over 65 games off the bench for the Sooners ... Team-high 1.1 blocks per game were the third most in the Big 12 and most for a sophomore last year ... First OU player since Courtney Paris to post 30+ blocks in each of first two seasons ... Daughter of DeeAnn Tate ... Nicknamed "KJ" ... Majoring in Human Relations.

» GAME-BY-GAME

DATE	OPPONENT	MIN	FG	3FG	FT	O-D-TRB	PF	A	TO	B	S	PTS
N4	Southern	11	2-3	0-1	1-2	1-3-4	1	0	1	1	0	5
N8	Virginia	16	4-7	0-1	0-2	4-4-8	1	1	0	1	1	8
N13	Western Carolina	10	0-1	0-0	2-2	1-2-3	2	1	1	1	0	2
N19	at Wichita State	14	1-4	0-2	2-4	0-2-2	0	1	2	0	1	4
N22	at UNLV	7	2-3	1-1	0-0	3-1-4	0	0	0	0	1	5
N25	DePaul	8	1-4	0-0	2-4	3-0-3	0	0	1	2	0	4
N27	Duke	1	0-0	0-0	0-0	0-0-0	0	0	0	0	0	0
D4	at Louisville	3	0-0	0-0	0-0	0-1-1	1	0	1	1	0	0
D8	Alabama State	11	1-1	0-0	0-0	2-3-5	1	0	0	0	0	2
D15	Oral Roberts	9	1-1	0-0	2-2	1-0-1	2	1	1	1	0	4
D17	Michigan	3	0-1	0-0	0-0	0-0-0	0	0	0	0	0	0
D22	Omaha	16	4-5	1-1	3-4	2-2-4	3	3	4	0	2	12
D29	New Mexico State	11	1-4	0-1	0-0	1-2-3	0	1	2	0	0	2
J2	Texas	2	0-0	0-0	0-0	0-0-0	1	0	1	0	0	0
J5	at Tennessee	5	1-1	0-0	0-0	0-1-1	0	1	1	0	0	2
J9	at Mississippi State											
J12	Texas A&M											
J16	Missouri											
J19	at South Carolina											
J26	Georgia											
J30	at LSU											
F2	Kentucky											
F6	at Ole Miss											
F10	Auburn											
F16	at Missouri											
F20	Vanderbilt											
F23	at Arkansas											
F27	at Florida											
M2	Alabama											

*Starter

» BY THE NUMBERS

Miscellaneous	2024-25	Career
10-Plus Points	1	4
20-Plus Points	0	1
10-Plus Rebounds	0	0
Double-Doubles	0	0
Leads Team in Points	0	1
Leads Team in Rebounds	0	2
Leads Team in Assists	0	0

» CAREER STATS

YEAR	G-GS	MP/AVG.	FG-A	PCT.	3G-A	PCT.	FT-A	PCT.	O-D-TRB	AVG.	PF	A	TO	B	S	TP	AVG.
22-23	25-0	230/9.2	32-93	.344	0-13	.000	12-22	.545	16-40-56	2.2	23-0	17	17	30	4	76	3.0
23-24	33-0	353/10.7	71-163	.436	1-9	.111	34-50	.680	29-76-105	3.2	49-0	30	38	35	9	177	5.4
24-25	15-0	126/8.4	17-34	.500	2-7	.286	12-20	.600	18-21-39	2.6	12-0	9	15	7	5	48	3.2
TOTAL	73-0	709/9.7	120-290	.414	3-29	.103	58-92	.630	63-137-200	2.7	84-0	56	70	72	18	301	4.1

#6 SAHARA WILLIAMS

SOPHOMORE | 5-10 | FORWARD | WATERLOO, IOWA (WEST)



SEASON/CAREER BESTS

POINTS

Season: 19 vs. SU 11/4/24

Career: 20 vs OSU 2/24/24

FG MADE

Season: 8 vs. SU 11/4/24

Career: 8 (2x); MR: vs OSU 2/24/24

FG ATTEMPTS

Season: 15 (2x); MR: vs NMST 12/29/24

Career: 16 vs OSU 2/24/24

3PT MADE

Season: 2 (2x); MR: vs NMST 12/29/24

Career: 2 (5x); MR: vs NMST 12/29/24

3PT ATTEMPTS

Season: 6 (2x); MR: vs NMST 12/29/24

Career: 6 (4x); MR: vs NMST 12/29/24

FT MADE

Season: 4 vs MICH 12/17/24

Career: 8 vs FGCU 3/23/24

FT ATTEMPTS

Season: 4 (2x); MR: vs MICH 12/17/24

Career: 10 vs FGCU 3/23/24

REBOUNDS

Season: 7 (2x); MR: vs ORU 12/15/24

Career: 10 (3x); MR: vs UNLV 12/9/23

ASSISTS

Season: 6 at WSU 11/19/24

Career: 6 at WSU 11/19/24

BLOCKS

Season: 1 (2x); MR: at UNLV 11/22/24

Career: 1 (7x); MR: at UNLV 11/22/24

STEALS

Season: 3 (2x); MR: vs DUKE 11/27/24

Career: 4 vs TENN 11/25/23

MINUTES

Season: 29 (2x); MR: vs NMST 12/29/24

Career: 31 at MISS 11/9/23

» NOTABLE

Cheryl Miller Award watch list honoree ... 2024 All-Big 12 Honorable Mention ... Consensus five-star recruit ... Ranked as No. 23 prospect in 2023 class ... McDonald's All-American ... 2023 USA Women's Nike Hoop Summit Team ... 2023 Jordan Brand Classic player ... Two-time U18 3x3 gold medalist for USA Basketball ... Averaged 21.2 points, 10.1 rebounds, 4.7 assists and 3.2 steals per game as a senior at Waterloo West High School (Iowa) ... Notched first career double-double in second game at OU, accomplishing the feat faster than all Sooners since 2000 other than Courtney Paris and Madi Williams (both in their first game).

» GAME-BY-GAME

DATE	OPPONENT	MIN	FG	3FG	FT	O-D-TRB	PF	A	TO	B	S	PTS
N4	Southern*	24	8 - 14	1 - 6	2 - 2	1 - 5 - 6	1	1	3	0	2	19
N8	Virginia*	20	6 - 15	1 - 4	1 - 3	3 - 1 - 4	0	2	2	1	3	14
N13	Western Carolina*	20	7 - 10	1 - 2	1 - 1	2 - 1 - 3	0	3	3	0	0	16
N19	at Wichita State*	18	2 - 10	1 - 3	0 - 0	3 - 2 - 5	3	6	2	0	2	5
N22	at UNLV*	19	4 - 11	0 - 2	0 - 0	3 - 3 - 6	3	2	0	1	0	8
N25	DePaul*	15	2 - 4	0 - 1	0 - 0	0 - 2 - 2	5	1	3	0	1	4
N27	Duke*	27	5 - 9	0 - 0	2 - 4	2 - 1 - 3	4	2	0	0	3	12
D4	at Louisville*	29	6 - 8	2 - 3	1 - 3	2 - 5 - 7	2	3	9	0	0	15
D8	Alabama State*	16	2 - 6	1 - 4	0 - 0	4 - 0 - 4	2	1	0	0	1	5
D15	Oral Roberts*	21	4 - 10	0 - 2	3 - 3	4 - 3 - 7	1	1	1	0	0	11
D17	Michigan*	27	3 - 7	0 - 2	4 - 4	1 - 3 - 4	2	1	5	0	1	10
D22	Omaha*	17	2 - 4	1 - 2	2 - 2	2 - 3 - 5	2	3	0	0	0	7
D29	New Mexico State*	29	7 - 15	2 - 6	2 - 2	4 - 0 - 4	2	4	2	0	0	18
J2	Texas*	20	2 - 5	1 - 2	0 - 0	3 - 1 - 4	3	1	3	0	2	5
J5	at Tennessee*	26	3 - 9	1 - 3	0 - 0	0 - 2 - 2	1	3	4	0	1	7
J9	at Mississippi State											
J12	Texas A&M											
J16	Missouri											
J19	at South Carolina											
J26	Georgia											
J30	at LSU											
F2	Kentucky											
F6	at Ole Miss											
F10	Auburn											
F16	at Missouri											
F20	Vanderbilt											
F23	at Arkansas											
F27	at Florida											
M2	Alabama											

*Starter

» BY THE NUMBERS

MISCELLANEOUS	2024-25	CAREER
10-Plus Points	8	25
20-Plus Points	0	1
10-Plus Rebounds	0	3
Double-Doubles	0	3
Leads Team in Points	0	4
Leads Team in Rebounds	0	7
Leads Team in Assists	1	2

» CAREER STATS

YEAR	G-GS	MP/AVG.	FG-A	PCT.	3G-A	PCT.	FT-A	PCT.	O-D-TRB	AVG.	PF	A	TO	B	S	TP	AVG.
23-24	33-33	626/19.0	126-272	.463	14-70	.200	74-99	.747	59-120-179	5.4	80-3	48	82	5	21	340	10.3
24-25	15-15	327/21.8	63-137	.460	12-42	.286	18-24	.750	34-32-66	4.4	31-1	34	37	2	16	156	10.4
TOTAL	48-48	953/19.8	189-409	.462	26-112	.232	92-123	.748	93-152-245	5.1	111-4	82	119	7	37	496	10.3

#12 PAYTON VERHULST

SENIOR | 6-1 | GUARD | DE SOTO, KAN. (LOUISVILLE)



SEASON/CAREER BESTS

POINTS

Season: 29 vs DUKE 11/27/24

Career: 32 vs ORU 11/12/23

FG MADE

Season: 11 vs DUKE 11/27/24

Career: 12 vs ORU 11/12/23

FG ATTEMPTS

Season: 23 vs TEX 1/2/25

Career: 23 vs TEX 1/2/25

3PT MADE

Season: 4 (5x); MR: at TENN 1/5/25

Career: 6 (2x); MR: at WVU 2/17/24

3PT ATTEMPTS

Season: 11 (2x); MR: at TENN 1/5/25

Career: 11 (4x); MR: at TENN 1/5/25

FT MADE

Season: 8 vs TEX 1/2/25

Career: 8 vs TEX 1/2/25

FT ATTEMPTS

Season: 9 vs TEX 1/2/25

Career: 9 vs TEX 1/2/25

REBOUNDS

Season: 10 vs DUKE 11/27/24

Career: 13 (2x); MR: vs OSU 2/24/24

ASSISTS

Season: 10 vs DUKE 11/27/24

Career: 10 (2x); MR: vs DUKE 11/27/24

BLOCKS

Season: 3 vs UVA 11/8/24

Career: 5 vs BU 2/14/24

STEALS

Season: 3 (4x); MR: vs MICH 12/17/24

Career: 4 at ISU 2/10/24

MINUTES

Season: 39 vs DUKE 11/27/24

Career: 39 (2x); MR: vs DUKE 11/27/24

» NOTABLE

2024 WBCA All-America Honorable Mention ... 2024 Big 12 Newcomer of the Year ... 2024 First Team All-Big 12 ... Consensus five-star prospect ... Ranked No. 12 prospect in 2021 class by ESPN ... McDonald's All-American ... Naismith Second Team High School All-American ... Averaged 20.0 PPG, 7.5 RPG, 3.8 SPG, 3.6 APG and 3.5 BPG as a senior in high school.

» GAME-BY-GAME

DATE	OPPONENT	MIN	FG	3FG	FT	O-D-TRB	PF	A	TO	B	S	PTS
N4	Southern*	26	1 - 8	0 - 5	2 - 2	3 - 6 - 9	0	4	1	1	1	4
N8	Virginia*	22	5 - 7	2 - 4	1 - 2	0 - 4 - 4	1	5	3	3	0	13
N13	Western Carolina*	21	2 - 6	0 - 2	2 - 2	1 - 3 - 4	1	3	1	0	2	6
N19	at Wichita State*	29	6 - 10	3 - 6	1 - 1	0 - 7 - 7	0	2	2	1	1	16
N22	at UNLV*	19	3 - 8	2 - 4	0 - 0	0 - 4 - 4	3	4	1	0	1	8
N25	DePaul*	27	6 - 10	4 - 6	2 - 2	0 - 7 - 7	0	9	1	2	1	18
N27	Duke*	39	11 - 21	4 - 9	3 - 4	1 - 9 - 10	3	10	5	1	0	29
D4	at Louisville*	33	5 - 12	4 - 8	7 - 8	1 - 6 - 7	4	3	2	0	3	21
D8	Alabama State*	16	5 - 9	3 - 6	0 - 0	0 - 1 - 1	0	3	1	0	3	13
D15	Oral Roberts*	23	4 - 11	4 - 9	0 - 0	2 - 7 - 9	0	4	3	0	1	12
D17	Michigan*	33	3 - 11	1 - 6	5 - 6	1 - 3 - 4	1	2	4	2	3	12
D22	Omaha*	16	3 - 9	2 - 8	0 - 0	0 - 4 - 4	3	2	2	0	2	8
D29	New Mexico State*	29	6 - 13	3 - 8	0 - 0	1 - 5 - 6	1	3	0	0	1	15
J2	Texas*	35	7 - 23	1 - 11	8 - 9	3 - 5 - 8	4	4	2	1	0	23
J5	at Tennessee*	33	5 - 15	4 - 11	2 - 2	1 - 4 - 5	0	0	4	0	1	16
J9	at Mississippi State											
J12	Texas A&M											
J16	Missouri											
J19	at South Carolina											
J26	Georgia											
J30	at LSU											
F2	Kentucky											
F6	at Ole Miss											
F10	Auburn											
F16	at Missouri											
F20	Vanderbilt											
F23	at Arkansas											
F27	at Florida											
M2	Alabama											

*Starter

» BY THE NUMBERS

Miscellaneous	2024-25	Career
10-Plus Points	11	34
20-Plus Points	3	8
10-Plus Rebounds	1	5
Double-Doubles	1	5
Triple-Doubles	1	1
Leads Team in Points	7	14
Leads Team in Rebounds	2	10
Leads Team in Assists	5	15

» CAREER STATS

YEAR	G-GS	MP/AVG.	FG-A	PCT.	3G-A	PCT.	FT-A	PCT.	O-D-TRB	AVG.	PF	A	TO	B	S	TP	AVG.
21-22*	32-0	354/11.1	39-91	.429	14-35	.400	12-16	.750	14-47-61	1.9	37	24	20	9	21	104	3.3
22-23*	8-0	120/15.0	21-55	.382	5-24	.208	4-6	.667	4-8-12	1.5	9	7	6	2	9	51	6.4
23-24	32-32	932/29.1	146-369	.396	57-163	.350	53-67	.791	29-56-185	5.8	78-2	126	77	32	39	402	12.6
24-25	15-15	404/26.9	72-173	.416	37-103	.359	33-38	.868	14-75-89	5.9	21-0	58	32	11	20	214	14.3
TOTAL	87-47	1810/20.8	278-688	.404	113-325	.348	102-127	.803	61-286-347	4.0	145-3	215	135	54	89	771	8.9

*AT LOUISVILLE

#15 LEXY KEYS

RS-SENIOR | 5-7 | GUARD | TAHLEQUAH, OKLA. (OKLAHOMA STATE)



SEASON/CAREER BESTS

POINTS

Season: 12 at WSU 11/19/24

Career: 22 vs WVU 1/22/22

FG MADE

Season: 4 (4x); MR: vs MICH 12/17/24

Career: 7 vs KU 1/30/21

FG ATTEMPTS

Season: 10 vs MICH 12/17/24

Career: 20 vs WVU 1/22/22

3PT MADE

Season: 3 (5x); MR: vs NMST 12/29/24

Career: 5 (2x); MR: at OKLA 3/2/22

3PT ATTEMPTS

Season: 8 vs ORU 12/15/24

Career: 12 at KSU 2/20/22

FT MADE

Season: 3 vs DUKE 11/27/24

Career: 8 vs WVU 1/22/22

FT ATTEMPTS

Season: 4 vs DUKE 11/27/24

Career: 9 vs WVU 1/22/22

REBOUNDS

Season: 5 vs ORU 12/15/24

Career: 12 vs OU 2/6/21

ASSISTS

Season: 4 (2x); MR: at UNLV 11/22/24

Career: 8 (2x); MR: at ISU 1/13/21

BLOCKS

Season: N/A

Career: 2 at KU 1/30/21

STEALS

Season: 3 vs MICH 12/17/24

Career: 7 vs UCF 12/30/23

MINUTES

Season: 24 vs DUKE 11/27/24

Career: 45 at TTU 2/18/23

» NOTABLE

Eclipsed 1,000 career points on 2/20/24 ... Transferred to OU from Oklahoma State in 2023 after three years at OSU ... Made 130 3-pointers as a Cowgirl ... Won two 3A state championships at Tahlequah Sequoyah (Okla.) ... Member of Cherokee Tribe ... Earned bachelor's degree in Psychology with an emphasis on Pre-Occupational Therapy from Oklahoma State.

» GAME-BY-GAME

DATE	OPPONENT	MIN	FG	3FG	FT	O-D-TRB	PF	A	TO	B	S	PTS
N4	Southern	17	1 - 2	1 - 2	0 - 0	0 - 1 - 1	2	2	1	0	0	3
N8	Virginia	18	1 - 7	0 - 6	1 - 1	0 - 1 - 1	0	2	0	0	2	3
N13	Western Carolina	16	4 - 4	3 - 3	0 - 0	0 - 4 - 4	1	4	0	0	2	11
N19	at Wichita State	21	4 - 5	3 - 3	1 - 1	0 - 1 - 1	0	1	1	0	0	12
N22	at UNLV	22	3 - 6	2 - 5	0 - 0	0 - 5 - 5	2	4	2	0	1	8
N25	DePaul	23	2 - 6	0 - 3	0 - 2	1 - 3 - 4	1	1	2	0	0	4
N27	Duke	24	2 - 2	1 - 1	3 - 4	0 - 1 - 1	4	2	1	0	1	8
D4	at Louisville	24	2 - 3	2 - 3	0 - 0	0 - 2 - 2	0	2	2	0	0	6
D8	Alabama State	12	4 - 7	3 - 6	0 - 0	0 - 0 - 0	0	1	0	0	1	11
D15	Oral Roberts	18	3 - 8	3 - 7	0 - 0	2 - 3 - 5	1	2	0	0	1	9
D17	Michigan	18	4 - 10	3 - 7	0 - 0	0 - 0 - 0	2	1	1	0	3	11
D22	Omaha	16	2 - 5	0 - 2	2 - 2	0 - 2 - 2	1	0	1	0	2	6
D29	New Mexico State	17	3 - 5	3 - 4	0 - 0	0 - 3 - 3	0	0	2	0	0	9
J2	Texas	22	0 - 2	0 - 1	0 - 0	0 - 1 - 1	3	2	1	0	1	0
J5	at Tennessee	17	2 - 5	2 - 4	0 - 0	0 - 2 - 2	2	1	3	0	2	6
J9	at Mississippi State											
J12	Texas A&M											
J16	Missouri											
J19	at South Carolina											
J26	Georgia											
J30	at LSU											
F2	Kentucky											
F6	at Ole Miss											
F10	Auburn											
F16	at Missouri											
F20	Vanderbilt											
F23	at Arkansas											
F27	at Florida											
M2	Alabama											

*Starter

» BY THE NUMBERS

Miscellaneous	2024-25	Career
10-Plus Points	4	54
20-Plus Points	0	2
10-Plus Rebounds	0	1
Double-Doubles	0	0
Leads Team in Points	0	7
Leads Team in Rebounds	0	4
Leads Team in Assists	0	17

» CAREER STATS

YEAR	G-GS	MP/AVG.	FG-A	PCT.	3G-A	PCT.	FT-A	PCT.	O-D-TRB	AVG.	PF	A	TO	B	S	TP	AVG.
20-21*	28-16	720/25.7	68-186	.366	34-103	.330	35-41	.854	4-67-71	2.5	34	72	34	4	24	205	7.3
21-22*	28-23	887/31.7	91-305	.298	51-170	.300	49-66	.742	12-63-75	2.7	29	43	39	3	25	282	10.1
22-23*	32-32	1009/31.5	105-289	.363	45-143	.315	47-62	.758	19-93-112	3.5	39	60	54	3	36	302	9.4
23-24	33-33	944/28.6	99-222	.446	57-146	.390	22-30	.733	28-59-87	2.6	58-0	77	38	1	51	277	8.4
24-25	15-0	288/19.2	37-77	.481	26-57	.456	7-10	.700	3-29-32	2.1	19-0	25	17	0	16	107	7.1
TOTAL	136-104	3850/28.3	400-1079	.371	213-619	.344	160-209	.766	66-311-377	2.8	179-1	277	182	11	152	1173	8.6

*AT OKLAHOMA STATE

#20 AUBREY JOENS

RS-SENIOR | 5-8 | GUARD | IOWA CITY, IOWA (IOWA STATE)



SEASON/CAREER BESTS

POINTS

Season: 14 vs ALST 12/8/24

Career: 24 vs Longwood 12/5/21

FG MADE

Season: 4 vs ALST 12/8/24

Career: 9 vs Texas Tech 2/15/23

FG ATTEMPTS

Season: 6 vs ALST 12/8/24

Career: 17 at UC 2/20/24

3PT MADE

Season: 4 vs ALST 12/8/24

Career: 7 vs Penn State 11/27/21

3PT ATTEMPTS

Season: 6 vs ALST 12/8/24

Career: 12 at TCU 12/2/20

FT MADE

Season: 2 vs ALST 12/8/24

Career: 4 (7x); MR: vs UCF 12/30/23

FT ATTEMPTS

Season: 2 vs ALST 12/8/24

Career: 7 vs UCF 12/30/23

REBOUNDS

Season: 3 (2x); MR: vs UNO 12/22/24

Career: 14 vs Longwood 12/5/21

ASSISTS

Season: 3 vs UVA 11/8/24

Career: 5 vs WVU 2/4/23

BLOCKS

Season: N/A

Career: 2 vs WVU 2/4/23

STEALS

Season: 1 vs ALST 12/8/24

Career: 4 (2x); MR: vs Portland 3/18/23

MINUTES

Season: 17 vs ALST 12/8/24

Career: 40 vs UMass 11/28/21

» NOTABLE

Played in over 130 career games ... Has four sisters, Courtney, who played at Illinois, Ashley, who plays in the WNBA, Kelsey, who plays at Iowa State, and Bailey ... Was a five-star prospect in high school and starred for the All-Iowa Attack EYBL team ... Made over 185 3-pointers in career.

» GAME-BY-GAME

DATE	OPPONENT	MIN	FG	3FG	FT	O-D-TRB	PF	A	TO	B	S	PTS
N4	Southern	8	0-3	0-2	0-0	0-0-0	0	0	0	0	0	0
N8	Virginia	12	0-5	0-5	0-0	0-0-0	1	3	1	0	0	0
N13	Western Carolina	11	3-3	3-3	0-0	0-1-1	0	1	0	0	0	9
N19	at Wichita State	3	0-1	0-1	0-0	0-1-1	0	0	2	0	0	0
N22	at UNLV	10	2-4	0-2	0-1	0-2-2	1	0	2	0	0	4
N25	DePaul	7	0-5	0-3	0-0	0-2-2	1	2	1	0	0	0
N27	Duke					DNP						
D4	at Louisville	2	0-0	0-0	0-0	0-0-0	1	0	1	0	0	0
D8	Alabama State	17	4-6	4-6	2-2	0-2-2	1	1	1	0	1	14
D15	Oral Roberts	7	1-4	1-4	0-0	0-3-3	0	1	0	0	0	3
D17	Michigan					DNP						
D22	Omaha	15	3-7	2-5	0-0	1-2-3	0	0	0	0	0	8
D29	New Mexico State					DNP						
J2	Texas					DNP						
J5	at Tennessee	2	0-0	0-0	0-0	0-0-0	0	0	0	0	0	0
J9	at Mississippi State											
J12	Texas A&M											
J16	Missouri											
J19	at South Carolina											
J26	Georgia											
J30	at LSU											
F2	Kentucky											
F6	at Ole Miss											
F10	Auburn											
F16	at Missouri											
F20	Vanderbilt											
F23	at Arkansas											
F27	at Florida											
M2	Alabama											

*Starter

» BY THE NUMBERS

Miscellaneous	2024-25	Career
10-Plus Points	1	35
20-Plus Points	0	4
10-Plus Rebounds	0	8
Double-Doubles	0	6
Leads Team in Points	0	9
Leads Team in Rebounds	0	9
Leads Team in Assists	0	1

» CAREER STATS

YEAR	G-GS	MP/AVG.	FG-A	PCT.	3G-A	PCT.	FT-A	PCT.	O-D-TRB	AVG.	PF	A	TO	B	S	TP	AVG.
20-21*	27-2	357/13.2	43-118	.364	34-99	.343	12-16	.750	14-39-53	2.0	33	13	15	3	16	132	4.9
21-22*	34-15	725/21.3	70-168	.417	62-146	.425	10-11	.909	23-137-160	4.7	36	12	23	3	20	212	6.2
22-23	33-0	521/15.8	64-153	.418	41-99	.414	33-36	.917	34-76-110	3.3	50	27	21	4	25	202	6.1
23-24	33-0	554/16.8	85-213	.399	44-133	.331	31-45	.689	37-73-110	3.3	35-0	22	23	1	22	245	7.4
24-25	11-0	96/8.7	13-38	.342	10-31	.323	2-3	.667	1-13-14	1.3	5-0	8	8	0	1	38	3.5
TOTAL	77-0	1171/15.2	162-404	.401	95-263	.361	66-84	.786	72-162-234	3.0	90-1	57	52	5	48	485	6.3

*AT IOWA STATE

#24 SKYLAR VANN

RS-SENIOR | 6-0 | FORWARD | EDMOND, OKLA. (DEER CREEK HS)



SEASON/CAREER BESTS

POINTS

Season: 20 vs ALST 12/8/24

Career: 26 vs UNLV 12/9/23

FG MADE

Season: 9 vs ALST 12/8/24

Career: 11 vs UNLV 12/9/23

FG ATTEMPTS

Season: 13 (2x); MR: vs MICH 12/17/24

Career: 23 at IU 3/25/24

3PT MADE

Season: 3 at UNLV 11/22/24

Career: 4 (2x); MR: vs UNLV 12/9/23

3PT ATTEMPTS

Season: 6 (3x); MR: vs UNO 12/22/24

Career: 8 (2x); MR: vs UNLV 12/9/23

FT MADE

Season: 2 (2x); MR: vs TEX 1/2/25

Career: 6 (3x); MR: vs GRAM 12/1/23

FT ATTEMPTS

Season: 4 vs TEX 1/2/25

Career: 8 vs K-State 3/1/23

REBOUNDS

Season: 10 vs UVA 11/8/24

Career: 14 at WVU 2/17/24

ASSISTS

Season: 8 vs UNO 12/22/24

Career: 8 vs UNO 12/22/24

BLOCKS

Season: 1 (4x); MR: vs DEP 11/25/24

Career: 3 (5x)

STEALS

Season: 3 at WSU 11/19/24

Career: 4 (3x); MR: at BU 2/7/23

MINUTES

Season: 36 vs DUKE 11/27/24

Career: 40 vs Texas State 12/23/20

» NOTABLE

Preseason All-SEC ... Preseason All-America honoree ... Katrina McClain Watch List ... Naismith POTY watch list ... 2024 AP and WBCA All-America Honorable Mention ... 2024 Big 12 Co-Player of the Year ... 2024 Unanimous First Team All-Big 12 ... Averaging career highs in points, rebounds and assists in 2024 ... 2023 and 2022 Big 12 6th Player of the Year ... Cheryl Miller Award preseason watch list (nation's top SF) ... 2023 All-Big 12 honorable mention ... Dad, Bryatt, played at OU under Billy Tubbs in the 1990s, and sister, Zya, is a freshman guard at OU.

» GAME-BY-GAME

DATE	OPPONENT	MIN	FG	3FG	FT	O-D-TRB	PF	A	TO	B	S	PTS
N4	Southern*	25	5-9	1-4	1-1	2-5-7	1	1	2	0	0	12
N8	Virginia*	22	3-9	2-6	0-0	3-7-10	1	3	2	1	1	8
N13	Western Carolina*	18	6-12	1-4	2-2	2-3-5	0	4	0	0	0	15
N19	at Wichita State*	23	3-10	1-3	0-0	0-2-2	3	2	2	1	3	7
N22	at UNLV*	25	6-12	3-6	0-0	1-4-5	2	1	0	1	2	15
N25	DePaul*	20	5-9	1-4	0-0	0-3-3	4	1	1	1	1	11
N27	Duke*	36	5-11	2-5	1-1	3-0-3	2	7	1	0	2	13
D4	at Louisville*	21	2-9	0-3	1-1	2-5-7	3	0	1	0	1	5
D8	Alabama State*	15	9-13	2-5	0-0	1-1-2	0	3	0	0	0	20
D15	Oral Roberts*	17	3-12	0-5	0-0	1-1-2	4	3	1	0	1	6
D17	Michigan*	33	5-13	1-5	1-2	4-0-4	2	4	1	0	2	12
D22	Omaha*	20	5-10	2-6	0-0	3-5-8	3	8	1	0	0	12
D29	New Mexico State*	27	3-10	1-5	0-0	3-1-4	2	1	0	0	1	7
J2	Texas*	25	3-6	0-1	2-4	2-2-4	2	1	4	0	1	8
J5	at Tennessee*	20	0-1	0-1	0-0	0-7-7	4	3	3	0	2	0
J9	at Mississippi State											
J12	Texas A&M											
J16	Missouri											
J19	at South Carolina											
J26	Georgia											
J30	at LSU											
F2	Kentucky											
F6	at Ole Miss											
F10	Auburn											
F16	at Missouri											
F20	Vanderbilt											
F23	at Arkansas											
F27	at Florida											
M2	Alabama											

*Starter

» BY THE NUMBERS

Miscellaneous	2024-25	Career
10-Plus Points	8	83
20-Plus Points	1	18
10-Plus Rebounds	1	16
Double-Doubles	0	12
Leads Team in Points	3	30
Leads Team in Rebounds	0	29
Leads Team in Assists	2	9

» CAREER STATS

YEAR	G-GS	MP/AVG.	FG-A	PCT.	3G-A	PCT.	FT-A	PCT.	O-D-TRB	AVG.	PF	A	TO	B	S	TP	AVG.
20-21	23-6	461/20.0	75-156	.481	22-69	.319	12-21	.571	46-61-107	4.7	44	8	14	13	16	184	8.0
21-22	33-1	694/21.0	156-347	.450	43-125	.344	34-47	.723	76-116-192	5.8	75	50	38	21	49	389	11.8
22-23	33-0	670/20.3	153-335	.457	22-81	.272	53-68	.779	80-145-225	6.8	78	68	62	12	25	381	11.5
23-24	33-32	873/26.5	203-449	.452	37-132	.280	56-72	.778	85-145-230	7.0	82-1	78	63	18	35	499	15.1
24-25	15-15	349/23.3	63-146	.432	17-63	.270	8-11	.727	27-46-73	4.9	33-0	42	19	4	17	151	10.1
TOTAL	137-54	3049/22.3	650-1433	.454	141-470	.300	163-219	.744	314-513-827	6.0	312-4	246	196	68	142	1604	11.7

#25 LANDRY ALLEN

SOPHOMORE | 6-3 | CENTER | TUTTLE, OKLA. (TUTTLE HS)



SEASON/CAREER BESTS

POINTS

Season: 3 vs ALST 12/8/24

Career: 11 vs GRAM 12/1/23

FG MADE

Season: 1 (3x); MR: vs ALST 12/8/24

Career: 5 vs GRAM 12/1/23

FG ATTEMPTS

Season: 4 vs ALST 12/8/24

Career: 11 vs GRAM 12/1/23

3PT MADE

Season: 1 vs ALST 12/8/24

Career: 1 (2x); MR: vs ALST 12/8/24

3PT ATTEMPTS

Season: 1 vs ALST 12/8/24

Career: 2 (3x); MR: at KSU 1/10/24

FT MADE

Season: 1 vs UNO 12/22/24

Career: 1 (2x); MR: vs GRAM 12/1/23

FT ATTEMPTS

Season: 2 vs UNO 12/22/24

Career: 4 vs ORU 11/12/23

REBOUNDS

Season: 3 vs UNO 12/22/24

Career: 12 vs GRAM 12/1/23

ASSISTS

Season: 2 vs WCU 11/13/24

Career: 2 (3x); MR: at BYU 1/3/24

BLOCKS

Season: 1 (2x); MR: vs UNO 12/22/24

Career: 3 vs WSU 11/6/23

STEALS

Season: 1 (2x); MR: vs ORU 12/15/24

Career: 3 vs ASU 11/15/23

MINUTES

Season: 6 vs ALST 12/8/24

Career: 17 vs GRAM 12/1/23

» NOTABLE

A four-star recruit per ESPN and Prep Girls Hoops ... Rated by ESPN as the No. 10 center in the 2023 class and as the No. 2 player in Oklahoma by Prep Girls Hoops ... Averaged 17.2 points, 9.1 rebounds, 3.6 blocks and 1.1 assists per game as a senior at Tuttle where she won the 2022 state championship.

» GAME-BY-GAME

DATE	OPPONENT	MIN	FG	3FG	FT	O-D-TRB	PF	A	TO	B	S	PTS
N4	Southern					DNP						
N8	Virginia	2	0-2	0-0	0-0	0-1-1	0	0	0	0	0	0
N13	Western Carolina	5	0-0	0-0	0-0	0-0-0	0	2	0	1	0	0
N19	at Wichita State					DNP						
N22	at UNLV	2	1-1	0-0	0-0	0-1-1	0	0	0	0	0	2
N25	DePaul	3	1-1	0-0	0-0	0-0-0	0	0	1	0	0	2
N27	Duke					DNP						
D4	at Louisville					DNP						
D8	Alabama State	6	1-4	1-1	0-0	0-1-1	1	0	0	0	1	3
D15	Oral Roberts	0	0-0	0-0	0-0	0-0-0	0	0	0	0	1	0
D17	Michigan					DNP						
D22	Omaha	4	0-0	0-0	1-2	0-3-3	0	0	0	1	0	1
D29	New Mexico State					DNP						
J2	Texas					DNP						
J5	at Tennessee					DNP						
J9	at Mississippi State											
J12	Texas A&M											
J16	Missouri											
J19	at South Carolina											
J26	Georgia											
J30	at LSU											
F2	Kentucky											
F6	at Ole Miss											
F10	Auburn											
F16	at Missouri											
F20	Vanderbilt											
F23	at Arkansas											
F27	at Florida											
M2	Alabama											

*Starter

» BY THE NUMBERS

MISCELLANEOUS	2024-25	CAREER
10-Plus Points	0	1
20-Plus Points	0	0
10-Plus Rebounds	0	1
Double-Doubles	0	1
Leads Team in Points	0	0
Leads Team in Rebounds	0	1
Leads Team in Assists	0	0

» CAREER STATS

YEAR	G-GS	MP/AVG.	FG-A	PCT.	3G-A	PCT.	FT-A	PCT.	O-D-TRB	AVG.	PF	A	TO	B	S	TP	AVG.
23-24	25-0	158/6.3	20-55	.364	1-10	.100	2-7	.286	13-37-50	2.0	26-0	9	8	14	8	43	1.7
24-25	7-0	23/3.3	3-8	.375	1-1	1.000	1-2	.500	0-6-6	0.9	1-0	2	1	2	2	8	1.1
TOTAL	32-0	181/5.7	23-63	.365	2-11	.182	3-9	.333	13-43-56	1.8	27-0	11	9	16	10	51	1.6

#34 LIZ SCOTT

RS-SENIOR | 6-2 | CENTER | HOUSTON, TEXAS (KLEIN OAK HS)



SEASON/CAREER BESTS

POINTS
Season: 14 (2x); MR: vs TEX 1/2/25
Career: 22 vs OSU 1/26/22

FG MADE
Season: 5 vs TEX 1/2/25
Career: 8 at K-State 2/12/23

FG ATTEMPTS
Season: 8 (2x); MR: at WSU 11/19/24
Career: 13 at K-State 2/12/23

3PT MADE
Season: N/A
Career: 1 (3x); MR: at WVU 12/31/22

3PT ATTEMPTS
Season: N/A
Career: 3 vs IUPUI 3/19/22

FT MADE
Season: 6 vs DEP 11/25/24
Career: 10 vs OSU 1/26/22

FT ATTEMPTS
Season: 10 vs DEP 11/25/24
Career: 12 (2x); MR: vs ND 3/21/22

REBOUNDS
Season: 9 vs DEP 11/25/24
Career: 15 vs KU 1/14/23

ASSISTS
Season: 2 (5x); MR: vs NMST 12/29/24
Career: 4 (4x)

BLOCKS
Season: 2 vs DEP 11/25/24
Career: 4 vs ND 3/21/22

STEALS
Season: 3 vs MICH 12/17/24
Career: 4 (3x); MR: vs UTA 11/20/22

MINUTES
Season: 20 vs TEX 1/2/25
Career: 38 vs Utah 12/21/22

» NOTABLE

Returning to floor after missing all of last season due to shoulder injury ... Was named to Lisa Leslie preseason watch list (nation's top center) ... Played in over 100 games (62 starts) in OU career ... Started all 33 games for the Sooners in 2022-23 ... Posted 15 games of double-digit points and five 10+ rebound games as a junior ... Was a five-star prospect out of Klein Oak HS near Houston.

» GAME-BY-GAME

DATE	OPPONENT	MIN	FG	3FG	FT	O-D-TRB	PF	A	TO	B	S	PTS
N4	Southern	14	1 - 5	0 - 0	4 - 5	0 - 3 - 3	3	0	0	0	0	6
N8	Virginia	12	4 - 8	0 - 0	0 - 0	1 - 2 - 3	4	1	0	1	0	8
N13	Western Carolina	17	3 - 6	0 - 0	2 - 4	2 - 3 - 5	0	1	0	0	0	8
N19	at Wichita State	15	3 - 8	0 - 0	1 - 1	1 - 5 - 6	1	1	1	0	2	7
N22	at UNLV	15	3 - 4	0 - 0	0 - 1	1 - 5 - 6	2	1	0	0	0	6
N25	DePaul	17	4 - 5	0 - 0	6 - 10	4 - 5 - 9	1	2	2	2	1	14
N27	Duke	17	4 - 6	0 - 0	0 - 0	1 - 2 - 3	3	2	1	0	0	8
D4	at Louisville	10	0 - 0	0 - 0	3 - 4	0 - 3 - 3	4	0	4	1	0	3
D8	Alabama State	12	2 - 2	0 - 0	0 - 0	0 - 3 - 3	2	0	5	1	1	4
D15	Oral Roberts	19	3 - 6	0 - 0	1 - 2	3 - 3 - 6	2	0	1	0	0	7
D17	Michigan	19	3 - 5	0 - 0	0 - 0	4 - 4 - 8	1	2	2	0	3	6
D22	Omaha	14	2 - 5	0 - 0	0 - 0	1 - 2 - 3	4	2	3	1	1	4
D29	New Mexico State	15	3 - 5	0 - 0	0 - 2	3 - 3 - 6	2	2	1	0	1	6
J2	Texas	20	5 - 6	0 - 0	4 - 7	1 - 2 - 3	0	0	3	0	1	14
J5	at Tennessee	12	4 - 4	0 - 0	3 - 4	1 - 4 - 5	2	0	1	0	0	11
J9	at Mississippi State											
J12	Texas A&M											
J16	Missouri											
J19	at South Carolina											
J26	Georgia											
J30	at LSU											
F2	Kentucky											
F6	at Ole Miss											
F10	Auburn											
F16	at Missouri											
F20	Vanderbilt											
F23	at Arkansas											
F27	at Florida											
M2	Alabama											

*Starter

» BY THE NUMBERS

Miscellaneous	2024-25	Career
10-Plus Points	3	27
20-Plus Points	0	2
10-Plus Rebounds	0	7
Double-Doubles	0	5
Leads Team in Points	0	4
Leads Team in Rebounds	1	16
Leads Team in Assists	0	2

» CAREER STATS

YEAR	G-GS	MP/AVG.	FG-A	PCT.	3G-A	PCT.	FT-A	PCT.	O-D-TRB	AVG.	PF	A	TO	B	S	TP	AVG.
19-20	15-0	98/6.5	16-35	.457	0-0	.000	7-19	.368	13-10-23	1.5	21-0	8	6	3	4	39	2.6
20-21	7-5	145/20.7	23-41	.561	0-0	.000	3-12	.250	6-32-38	5.4	30-3	7	13	1	12	49	7.0
21-22	33-24	497/15.1	80-168	.476	2-12	.167	56-82	.683	64-85-149	4.5	117-9	26	50	27	26	218	6.6
22-23	33-33	529/16.0	111-220	.505	1-8	.125	62-102	.608	68-139-207	6.3	107-6	48	50	20	28	285	8.6
23-24																	
24-25	15-0	225/15.0	44-75	.587	0-0	.000	24-40	.600	23-49-72	4.8	31-0	14	24	6	10	112	7.5
TOTAL	103-62	1493/14.5	274-539	.508	3-20	.150	152-255	.596	174-315-489	4.7	306-18	103	143	57	80	703	6.8

#52 RAEGAN BEERS

JUNIOR | 6-4 | CENTER | LITTLETON, COLO. (OREGON STATE)



SEASON/CAREER BESTS

POINTS

Season: 28 vs UNO 12/22/24
 Career: 28 (2x); MR: vs UNO 12/22/24

FG MADE

Season: 12 vs WCU 11/13/24
 Career: 13 vs AZST 1/14/23

FG ATTEMPTS

Season: 16 (2x); MR: vs DUKE 11/27/24
 Career: 17 vs AZST 1/14/23

3PT MADE

Season: 1 (2x); MR: vs DUKE 11/27/24
 Career: 1 (3x); MR: vs DUKE 11/27/24

3PT ATTEMPTS

Season: 2 (2x); MR: vs DUKE 11/27/24
 Career: 2 (3x); MR: vs DUKE 11/27/24

FT MADE

Season: 6 vs UNO 12/22/24
 Career: 12 (2x); MR: vs ARIZ 1/12/24

FT ATTEMPTS

Season: 9 vs. SU 11/4/24
 Career: 18 vs ARIZ 1/12/24

REBOUNDS

Season: 14 (2x); MR: vs UVA 11/8/24
 Career: 20 vs ARIZ 1/12/24

ASSISTS

Season: 4 vs DUKE 11/27/24
 Career: 4 (4x); MR: vs DUKE 11/27/24

BLOCKS

Season: 4 vs NMST 12/29/24
 Career: 4 (2x); MR: vs NMST 12/29/24

STEALS

Season: 3 (2x); MR: vs ORU 12/15/24
 Career: 4 vs UMBC 11/22/23

MINUTES

Season: 26 (3x); MR: at TENN 1/5/25
 Career: 42 vs ARIZ 1/12/24

» NOTABLE

2024 AP All-American Third Team ... 2024 WBCA All-America HM ... 2024 All-Pac-12 Team ... 2024 Pac-12 All-Defensive HM ... 2024 CSC Academic All-America Second Team ... 2023 WBCA/AP All-America HM ... 2023 All-Pac-12 Team ... 2023 Pac-12 Freshman of the Year ... 2023 Pac-12 Sixth Player of the Year ... No. 1 transfer per The Athletic and 247 Sports ... 2024-25 Preseason All-SEC First Team ... 2025 Lisa Leslie Award preseason watch list ... 2025 Naismith Trophy National POTY preseason watch list ... Brothers, Rocky and Rowdy, play college football and sister, Rylie, is signed to play WBB at Belmont.

» GAME-BY-GAME

DATE	OPPONENT	MIN	FG	3FG	FT	O-D-TRB	PF	A	TO	B	S	PTS
N4	Southern*	25	8 - 11	0 - 0	5 - 9	3 - 11 - 14	3	1	3	2	0	21
N8	Virginia*	22	11 - 16	1 - 2	3 - 3	3 - 11 - 14	2	2	1	2	0	26
N13	Western Carolina*	19	12 - 14	0 - 0	3 - 4	5 - 4 - 9	2	1	2	1	0	27
N19	at Wichita State*	24	5 - 7	0 - 0	1 - 5	2 - 8 - 10	3	1	3	0	3	11
N22	at UNLV*	22	4 - 9	0 - 0	2 - 2	1 - 6 - 7	2	1	3	0	2	10
N25	DePaul*	13	6 - 6	0 - 0	5 - 7	2 - 6 - 8	3	0	1	1	0	17
N27	Duke*	29	11 - 16	1 - 2	3 - 4	1 - 5 - 6	4	4	8	2	0	26
D4	at Louisville*	23	4 - 6	0 - 0	3 - 5	5 - 6 - 11	4	0	3	2	0	11
D8	Alabama State*	17	6 - 7	0 - 0	2 - 2	2 - 4 - 6	0	2	1	0	0	14
D15	Oral Roberts*	20	7 - 10	0 - 0	0 - 2	4 - 6 - 10	2	1	2	1	3	14
D17	Michigan*	21	3 - 7	0 - 1	3 - 8	2 - 8 - 10	5	1	4	2	1	9
D22	Omaha*	17	11 - 13	0 - 1	6 - 8	4 - 5 - 9	0	1	0	1	0	28
D29	New Mexico State*	26	7 - 15	0 - 1	5 - 7	5 - 7 - 12	0	1	3	4	0	19
J2	Texas*	18	4 - 8	0 - 1	3 - 4	3 - 3 - 6	4	0	2	0	0	11
J5	at Tennessee*	26	6 - 7	0 - 0	1 - 4	2 - 6 - 8	2	0	2	0	0	13
J9	at Mississippi State											
J12	Texas A&M											
J16	Missouri											
J19	at South Carolina											
J26	Georgia											
J30	at LSU											
F2	Kentucky											
F6	at Ole Miss											
F10	Auburn											
F16	at Missouri											
F20	Vanderbilt											
F23	at Arkansas											
F27	at Florida											
M2	Alabama											

*Starter

» BY THE NUMBERS

MISCELLANEOUS	2024-25	CAREER
10-Plus Points	14	62
20-Plus Points	5	22
10-Plus Rebounds	7	39
Double-Doubles	6	36
Leads Team in Points	6	37
Leads Team in Rebounds	12	48
Leads Team in Assists	0	4

» CAREER STATS

YEAR	G-GS	MP-AVG.	FG-A	PCT.	3G-A	PCT.	FT-A	PCT.	OFF-DEF-TOT	AVG.	PF	A	TO	B	S	TP	AVG.
22-23*	31-6	757/24.4	145-259	.560	1-8	.125	121-166	.729	96-171-267	8.6	77-1	30	67	23	22	412	13.3
23-24	31-31	868/28.0	221-333	.664	0-2	.000	99-158	.627	98-220-318	10.3	74-1	51	73	39	38	541	17.5
24-25	15-15	326/21.8	105-152	.691	2-8	.250	45-74	.608	44-96-140	9.3	36-1	16	38	18	9	257	17.1
TOTAL	77-52	1951/25.3	471-744	.633	3-18	.167	265-398	.666	238-487-725	9.4	187-3	97	178	80	69	1210	15.7

*AT OREGON STATE

OKLAHOMA'S 2024-25 STATISTICS

Game Records

Record	Overall	Home	Away	Neutral
ALL GAMES	13-2	7-1	4-0	2-1
CONFERENCE	1-1	0-1	1-0	0-0
NON-CONFERENCE	12-1	7-0	3-0	2-1

Score by Periods

Team	1st	2nd	3rd	4th	OT	TOT
Oklahoma	360	294	379	313	5	1351
Opponents	247	227	243	226	15	958

Team Box Score

No.	Player	Total			3-Point		F-Throw		Rebounds				Other				PTS	AVG				
		GP-GS	MIN	AVG	FG-FGA	FG%	3FG-3FGA	3FG%	FT-FTA	FT%	OFF	DEF	TOT	AVG	PF	DQ			A	TO	BLK	STL
52	BEERS, Raegan	15-15	326:30	21.8	105-152	.691	2-8	.250	45-74	.608	44	96	140	9.3	36	1	16	38	18	9	257	17.1
12	VERHULST, Payton	15-15	403:50	26.9	72-173	.416	37-103	.359	33-38	.868	14	75	89	5.9	21	0	58	32	11	20	214	14.3
6	WILLIAMS, Sahara	15-15	327:10	21.8	63-137	.460	12-42	.286	18-24	.750	34	32	66	4.4	31	1	34	37	2	16	156	10.4
24	VANN, Skylar	15-15	348:58	23.3	63-146	.432	17-63	.270	8-11	.727	27	46	73	4.9	33	0	42	19	4	17	151	10.1
34	SCOTT, Liz	15-0	224:48	15.0	44-75	.587	0-0	.000	24-40	.600	23	49	72	4.8	31	0	14	24	6	10	112	7.5
15	KEYS, Lexy	15-0	287:36	19.2	37-77	.481	26-57	.456	7-10	.700	3	29	32	2.1	19	0	25	17	0	16	107	7.1
3	VANN, Zya	15-0	216:02	14.4	38-94	.404	9-27	.333	20-24	.833	12	27	39	2.6	32	0	34	25	5	24	105	7.0
2	SCOTT, Reyna	15-0	154:13	10.3	24-47	.511	4-15	.267	10-16	.625	4	21	25	1.7	16	0	24	19	0	13	62	4.1
20	JOENS, Aubrey	11-0	95:42	8.7	13-38	.342	10-31	.323	2-3	.667	1	13	14	1.3	5	0	8	8	0	1	38	3.5
1	TOT, Nevaeh	15-15	325:00	21.7	17-48	.354	9-32	.281	8-8	1.000	5	28	33	2.2	9	0	60	27	0	13	51	3.4
5	JOHNSON, Kiersten	15-0	125:55	8.4	17-34	.500	2-7	.286	12-20	.600	18	21	39	2.6	12	0	9	15	7	5	48	3.2
0	CULLITON, Beatrice	14-0	139:17	9.9	14-22	.636	0-0	.000	2-6	.333	14	27	41	2.9	18	0	12	16	5	4	30	2.1
4	SMITH, Caya	8-0	27:01	3.4	5-10	.500	0-2	.000	2-4	.500	0	4	4	0.5	4	0	1	1	0	2	12	1.5
25	ALLEN, Landry	7-0	22:58	3.3	3-8	.375	1-1	1.000	1-2	.500	0	6	6	0.9	1	0	2	1	2	2	8	1.1
Team											41	35	76				6					
Total		15	3025		515-1061	.485	129-388	.332	192-280	.686	240	509	749	49.9	268	2	339	285	60	152	1351	90.1
Opponents		15	3025		355-992	.358	88-322	.273	160-226	.708	147	340	487	32.5	292	7	189	270	33	139	958	63.9

Team Statistics

	OK	OPP
Scoring	1351	958
Points per game	90.1	63.9
Scoring margin	+26.2	-
Field goals-att	515-1061	355-992
Field goal pct	.485	.358
3 point fg-att	129-388	88-322
3-point FG pct	.332	.273
3-pt FG made per game	8.6	5.9
Free throws-att	192-280	160-226
Free throw pct	.686	.708
F-Throws made per game	12.8	10.7
Rebounds	749	487
Rebounds per game	49.9	32.5
Rebounding margin	+17.5	-
Assists	339	189
Assists per game	22.6	12.6
Turnovers	285	270
Turnovers per game	19.0	18.0
Turnover margin	-1.0	-
Assist/turnover ratio	1.2	0.7
Steals	152	139
Steals per game	10.1	9.3
Blocks	60	33
Blocks per game	4.0	2.2
Winning streak	1	-
Home win streak	0	-
Attendance	44465	23094
Home games-Avg/Game	8-5558	4-5774
Neutral site-Avg/Game	-	3-6039

Team Results

Date	Opponent		Score	Att.
11/04/2024	Southern U.	W	76-44	4886
11/08/2024	Virginia	W	95-51	4012
11/13/2024	Western Caro.	W	122-56	7757
11/19/2024	at Wichita St.	W	79-49	1574
11/22/2024	at UNLV	W	88-58	2753
11/25/2024	vs DePaul	W	85-62	1087
11/27/2024	vs Duke	Lot	99-109	973
12/04/2024	at Louisville	W	78-72	7446
12/08/2024	Alabama St.	W	110-46	3191
12/15/2024	Oral Roberts	W	94-54	3460
12/17/2024	vs Michigan	W	72-62	16058
12/22/2024	Omaha	W	111-65	6244
12/29/2024	New Mexico St.	W	82-64	6876
01/02/2025	Texas	L	73-80	8039
01/05/2025	at Tennessee	W	87-86	11321

2024-25 OKLAHOMA SOONERS



NUMERICAL ROSTER

No.	Name	Pos.	Cl.	Ht.	Hometown (Last School)
0	Beatrice Culliton	C	Jr.	6-3	Overland Park, Kan. (St. Thomas Aquinas HS)
1	Nevaeh Tot	G	R-Sr.	5-3	Columbus, Ohio (John Paul II HS - Texas)
2	Reyna Scott	G	Jr.	5-10	New York City, N.Y. (Nazareth HS)
3	Zya Vann	G	Fr.	5-9	Edmond, Okla. (Bethany HS)
4	Caya Smith	F	Fr.	6-0	Oklahoma City, Okla. (Putnam City West HS)
5	Kiersten Johnson	F	Jr.	6-4	Duncanville, Texas (Duncanville HS)
6	Sahara Williams	F	So.	5-11	Waterloo, Iowa (Waterloo West HS)
12	Payton Verhulst	G	Sr.	6-1	De Soto, Kan. (Louisville)
15	Lexy Keys	G	R-Sr.	5-7	Tahlequah, Okla. (Oklahoma State)
20	Aubrey Joens	G	R-Sr.	5-9	Iowa City, Iowa (Iowa State)
24	Skylar Vann	F	R-Sr.	6-0	Edmond, Okla. (Deer Creek HS)
25	Landry Allen	C	So.	6-3	Tuttle, Okla. (Tuttle HS)
34	Liz Scott	F	R-Sr.	6-2	Houston, Texas (Klein Oak HS)
52	Raegan Beers	C	Jr.	6-4	Littleton, Colo. (Oregon State)

ALPHABETICAL ROSTER

No.	Name	Pos.	Cl.	Ht.	Hometown (Last School)
25	Landry Allen	C	So.	6-3	Tuttle, Okla. (Tuttle HS)
52	Raegan Beers	C	Jr.	6-4	Littleton, Colo. (Oregon State)
0	Beatrice Culliton	C	Jr.	6-3	Overland Park, Kan. (St. Thomas Aquinas HS)
20	Aubrey Joens	G	R-Sr.	5-9	Iowa City, Iowa (Iowa State)
5	Kiersten Johnson	F	Jr.	6-4	Duncanville, Texas (Duncanville HS)
15	Lexy Keys	G	R-Sr.	5-7	Tahlequah, Okla. (Oklahoma State)
34	Liz Scott	F	R-Sr.	6-2	Houston, Texas (Klein Oak HS)
2	Reyna Scott	G	Jr.	5-10	New York City, N.Y. (Nazareth HS)
4	Caya Smith	F	Fr.	6-0	Oklahoma City, Okla. (Putnam City West HS)
1	Nevaeh Tot	G	R-Sr.	5-3	Columbus, Ohio (John Paul II HS - Texas)
24	Skylar Vann	F	R-Sr.	6-0	Edmond, Okla. (Deer Creek HS)
3	Zya Vann	G	Fr.	5-9	Edmond, Okla. (Bethany HS)
12	Payton Verhulst	G	Sr.	6-1	De Soto, Kan. (Louisville)
6	Sahara Williams	F	So.	5-11	Waterloo, Iowa (Waterloo West HS)

BASKETBALL STAFF

Head Coach

Jennie Baranczyk (4th season; Iowa '04)

Associate Head Coach

Jonas Chatterton (1st season, Utah '00)

Assistant Coaches

Shannon Gage (4th season; Missouri State '99)

Michael Neal (4th season; Oklahoma '07)

Director of Player Development/Assistant Coach

Markisha Kastantin (4th season; Notre Dame '15)

Program Coordinator/Assistant Coach

Tyus Hooks (3rd season; Mississippi '21)

Chief of Staff

Courtney Harris (4th season; Oklahoma '13)

Director of Strength and Performance

Keldon Peak (4th season; Oklahoma '20)

Associate Athletic Trainer

Brittani Beaver (13th season; Oklahoma State '11)

Assistant Director of Psychological Resources

Zellessia Ejalonibu (2nd season; Tougaloo College '10)

Assistant Director of Sports Nutrition

Abbie Herkelman (4th season; Kansas State '18)

Director of Recruiting and Branding

Nicci Hays Fort (1st season; Culver-Stockton '98)

Sport Administrator

Leah Beasley

PRONUNCIATION GUIDE

Jennie **BARANCZYK**: buh-RON-check

RAEGAN Beers: RAY-gen

Beatrice **CULLITON**: CULL-uh-ten

Aubrey **JOENS**: Jones

KIERSTEN Johnson: KEER-sten

NEVAEH Tot: nuh-VAY-uh

















CAYA Smith: KY-uh

ZYA VANN: ZY-uh VAN

Payton **VERHULST**: VURR-hulst

SAHARA Williams: suh-hair-uh

BROADCAST CHEAT SHEET (STARTERS IN RED)

 <h3>0 BEATRICE CULLITON</h3> <p>6-3 Jr. C Overland Park, Kan. St. Thomas Aquinas HS</p> <table border="1"> <tr><th>Year</th><th>GP/GS</th><th>PPG</th><th>RPG</th><th>APG</th><th>FG%</th><th>3FG%</th><th>FT%</th></tr> <tr><td>24-25</td><td>14/0</td><td>2.1</td><td>2.9</td><td>0.8</td><td>.636</td><td>.000</td><td>.333</td></tr> <tr><td>Season Highs</td><td>Pts: 8</td><td>Reb: 6</td><td>Ast: 3</td><td>Stl: 1</td><td>Bk: 2</td><td></td><td></td></tr> <tr><td>Career Highs</td><td>Pts: 11</td><td>Reb: 9</td><td>Ast: 10</td><td>Stl: 2</td><td>Bk: 2</td><td></td><td></td></tr> </table> <ul style="list-style-type: none"> Season-high 8 pts (4-4) at #15 Tenn (1/5). 2023 Big 12 All-Freshman selection Played in 78 straight games to open college career Six games with 4+ rebounds in 2024-25 Majoring in multidisciplinary studies and plans to go to medical school 	Year	GP/GS	PPG	RPG	APG	FG%	3FG%	FT%	24-25	14/0	2.1	2.9	0.8	.636	.000	.333	Season Highs	Pts: 8	Reb: 6	Ast: 3	Stl: 1	Bk: 2			Career Highs	Pts: 11	Reb: 9	Ast: 10	Stl: 2	Bk: 2			 <h3>1 NEVAEH TOT</h3> <p>5-3, R-Sr., Guard Columbus, Ohio John Paul II HS (in Texas)</p> <table border="1"> <tr><th>Year</th><th>GP/GS</th><th>PPG</th><th>RPG</th><th>APG</th><th>FG%</th><th>3FG%</th><th>FT%</th></tr> <tr><td>24-25</td><td>15/15</td><td>3.4</td><td>2.2</td><td>3.7</td><td>.354</td><td>.281</td><td>1.000</td></tr> <tr><td>Season Highs</td><td>Pts: 9</td><td>Reb: 6</td><td>Ast: 8</td><td>Stl: 4</td><td>Bk: 0</td><td></td><td></td></tr> <tr><td>Career Highs</td><td>Pts: 18</td><td>Reb: 10</td><td>Ast: 11</td><td>Stl: 6</td><td>Bk: 1</td><td></td><td></td></tr> </table> <ul style="list-style-type: none"> 2024 All-Big 12 Honorable Mention Thursday night is 100th straight start (120 total, 88-32 record); 98 total career wins is 11th most in OU history. Fifth all-time in assists at Oklahoma (534) Mom, Helen, was 2000 Big POTY and led Penn State to Final Four. 	Year	GP/GS	PPG	RPG	APG	FG%	3FG%	FT%	24-25	15/15	3.4	2.2	3.7	.354	.281	1.000	Season Highs	Pts: 9	Reb: 6	Ast: 8	Stl: 4	Bk: 0			Career Highs	Pts: 18	Reb: 10	Ast: 11	Stl: 6	Bk: 1			 <h3>2 REYNA SCOTT</h3> <p>5-10, Jr., Guard New York City, N.Y. Nazareth HS</p> <table border="1"> <tr><th>Year</th><th>GP/GS</th><th>PPG</th><th>RPG</th><th>APG</th><th>FG%</th><th>3FG%</th><th>FT%</th></tr> <tr><td>24-25</td><td>15/0</td><td>4.1</td><td>1.7</td><td>1.6</td><td>.511</td><td>.267</td><td>.625</td></tr> <tr><td>Season Highs</td><td>Pts: 11</td><td>Reb: 5</td><td>Ast: 7</td><td>Stl: 3</td><td>Bk: 0</td><td></td><td></td></tr> <tr><td>Career Highs</td><td>Pts: 15</td><td>Reb: 6</td><td>Ast: 7</td><td>Stl: 3</td><td>Bk: 1</td><td></td><td></td></tr> </table> <ul style="list-style-type: none"> Season-high 11 pts at #15 Tenn (1/5) Has appeared in every game last season and this season. Shooting 79% (11/14) at the rim this year and 68% (15/22) inside the paint 2022 McDonald's All-American nominee 	Year	GP/GS	PPG	RPG	APG	FG%	3FG%	FT%	24-25	15/0	4.1	1.7	1.6	.511	.267	.625	Season Highs	Pts: 11	Reb: 5	Ast: 7	Stl: 3	Bk: 0			Career Highs	Pts: 15	Reb: 6	Ast: 7	Stl: 3	Bk: 1			 <h3>3 ZYA VANN</h3> <p>5-9, Fr., Guard Edmond, Okla. Bethany HS</p> <table border="1"> <tr><th>Year</th><th>GP/GS</th><th>PPG</th><th>RPG</th><th>APG</th><th>FG%</th><th>3FG%</th><th>FT%</th></tr> <tr><td>24-25</td><td>15/0</td><td>7.0</td><td>2.6</td><td>2.3</td><td>.404</td><td>.333</td><td>.833</td></tr> <tr><td>Season Highs</td><td>Pts: 14</td><td>Reb: 5</td><td>Ast: 5</td><td>Stl: 4</td><td>Bk: 2</td><td></td><td></td></tr> <tr><td>Career Highs</td><td>Pts: 14</td><td>Reb: 5</td><td>Ast: 5</td><td>Stl: 4</td><td>Bk: 2</td><td></td><td></td></tr> </table> <ul style="list-style-type: none"> #46 prospect in 2024 class (ESPN) and top player in the state of Oklahoma Averaged 19.8 PPG, 5.2 RPG, 3.6 SPG and 2.5 APG as a senior at Bethany HS Won three HS state titles (2021 at Norman, 2023-24 at Bethany) Younger sister of OU senior Skylar 	Year	GP/GS	PPG	RPG	APG	FG%	3FG%	FT%	24-25	15/0	7.0	2.6	2.3	.404	.333	.833	Season Highs	Pts: 14	Reb: 5	Ast: 5	Stl: 4	Bk: 2			Career Highs	Pts: 14	Reb: 5	Ast: 5	Stl: 4	Bk: 2		
Year	GP/GS	PPG	RPG	APG	FG%	3FG%	FT%																																																																																																																												
24-25	14/0	2.1	2.9	0.8	.636	.000	.333																																																																																																																												
Season Highs	Pts: 8	Reb: 6	Ast: 3	Stl: 1	Bk: 2																																																																																																																														
Career Highs	Pts: 11	Reb: 9	Ast: 10	Stl: 2	Bk: 2																																																																																																																														
Year	GP/GS	PPG	RPG	APG	FG%	3FG%	FT%																																																																																																																												
24-25	15/15	3.4	2.2	3.7	.354	.281	1.000																																																																																																																												
Season Highs	Pts: 9	Reb: 6	Ast: 8	Stl: 4	Bk: 0																																																																																																																														
Career Highs	Pts: 18	Reb: 10	Ast: 11	Stl: 6	Bk: 1																																																																																																																														
Year	GP/GS	PPG	RPG	APG	FG%	3FG%	FT%																																																																																																																												
24-25	15/0	4.1	1.7	1.6	.511	.267	.625																																																																																																																												
Season Highs	Pts: 11	Reb: 5	Ast: 7	Stl: 3	Bk: 0																																																																																																																														
Career Highs	Pts: 15	Reb: 6	Ast: 7	Stl: 3	Bk: 1																																																																																																																														
Year	GP/GS	PPG	RPG	APG	FG%	3FG%	FT%																																																																																																																												
24-25	15/0	7.0	2.6	2.3	.404	.333	.833																																																																																																																												
Season Highs	Pts: 14	Reb: 5	Ast: 5	Stl: 4	Bk: 2																																																																																																																														
Career Highs	Pts: 14	Reb: 5	Ast: 5	Stl: 4	Bk: 2																																																																																																																														
 <h3>4 CAYA SMITH</h3> <p>6-0, Fr., Forward Oklahoma City, Okla. Putnam City West HS</p> <table border="1"> <tr><th>Year</th><th>GP/GS</th><th>PPG</th><th>RPG</th><th>APG</th><th>FG%</th><th>3FG%</th><th>FT%</th></tr> <tr><td>24-25</td><td>8/0</td><td>1.5</td><td>0.5</td><td>0.1</td><td>.500</td><td>.000</td><td>.500</td></tr> <tr><td>Season Highs</td><td>Pts: 6</td><td>Reb: 2</td><td>Ast: 1</td><td>Stl: 2</td><td>Bk: 0</td><td></td><td></td></tr> <tr><td>Career Highs</td><td>Pts: 6</td><td>Reb: 2</td><td>Ast: 1</td><td>Stl: 2</td><td>Bk: 0</td><td></td><td></td></tr> </table> <ul style="list-style-type: none"> #72 player in 2024 class (ESPN) Scored layup that pushed OU to program scoring record (122 pts) vs. W. Carolina (11/13) 2024 All-State selection by the Oklahoma Coaches Association and led Putnam City West to first state title in 40 years Was 6A Oklahoma long jump state champion as a junior 	Year	GP/GS	PPG	RPG	APG	FG%	3FG%	FT%	24-25	8/0	1.5	0.5	0.1	.500	.000	.500	Season Highs	Pts: 6	Reb: 2	Ast: 1	Stl: 2	Bk: 0			Career Highs	Pts: 6	Reb: 2	Ast: 1	Stl: 2	Bk: 0			 <h3>5 KIERSTEN JOHNSON</h3> <p>6-4, Jr., Center Duncanville, Texas Duncanville HS</p> <table border="1"> <tr><th>Year</th><th>GP/GS</th><th>PPG</th><th>RPG</th><th>APG</th><th>FG%</th><th>3FG%</th><th>FT%</th></tr> <tr><td>24-25</td><td>15/0</td><td>3.2</td><td>2.6</td><td>0.6</td><td>.500</td><td>.286</td><td>.600</td></tr> <tr><td>Season Highs</td><td>Pts: 12</td><td>Reb: 8</td><td>Ast: 3</td><td>Stl: 2</td><td>Bk: 2</td><td></td><td></td></tr> <tr><td>Career Highs</td><td>Pts: 20</td><td>Reb: 8</td><td>Ast: 4</td><td>Stl: 3</td><td>Bk: 4</td><td></td><td></td></tr> </table> <ul style="list-style-type: none"> Played post as freshman/soph; moved to a stretch wing in 2024-25 1.2 BPG ranked sixth in Big 12 last season Posted season-high 12 pts. vs. Omaha on 12/22 Shot 58.3% in December and 83% from the line during the month First OU player since Courtney Paris to produce 30+ blocks in each of first two seasons 	Year	GP/GS	PPG	RPG	APG	FG%	3FG%	FT%	24-25	15/0	3.2	2.6	0.6	.500	.286	.600	Season Highs	Pts: 12	Reb: 8	Ast: 3	Stl: 2	Bk: 2			Career Highs	Pts: 20	Reb: 8	Ast: 4	Stl: 3	Bk: 4			 <h3>6 SAHARA WILLIAMS</h3> <p>5-11, So., Forward Waterloo, Iowa Waterloo West HS</p> <table border="1"> <tr><th>Year</th><th>GP/GS</th><th>PPG</th><th>RPG</th><th>APG</th><th>FG%</th><th>3FG%</th><th>FT%</th></tr> <tr><td>24-25</td><td>15/15</td><td>10.4</td><td>4.4</td><td>2.2</td><td>.460</td><td>.286</td><td>.750</td></tr> <tr><td>Season Highs</td><td>Pts: 19</td><td>Reb: 7</td><td>Ast: 6</td><td>Stl: 3</td><td>Bk: 1</td><td></td><td></td></tr> <tr><td>Career Highs</td><td>Pts: 20</td><td>Reb: 10</td><td>Ast: 6</td><td>Stl: 4</td><td>Bk: 1</td><td></td><td></td></tr> </table> <ul style="list-style-type: none"> Scored 10+ eight times this season 2025 Watch Lists: Cheryl Miller Award 2024 All-Big 12 Honorable Mention Shooting 53% in the paint this season Scored in double figures 19 times last season 5-star prospect in HS; McDonald's All-American; 2x U18 3x3 Gold Medalist. First-generation college student. 	Year	GP/GS	PPG	RPG	APG	FG%	3FG%	FT%	24-25	15/15	10.4	4.4	2.2	.460	.286	.750	Season Highs	Pts: 19	Reb: 7	Ast: 6	Stl: 3	Bk: 1			Career Highs	Pts: 20	Reb: 10	Ast: 6	Stl: 4	Bk: 1			 <h3>12 PAYTON VERHULST</h3> <p>6-1, Sr., Guard De Soto, Kan. Louisville (2021-23)</p> <table border="1"> <tr><th>Year</th><th>GP/GS</th><th>PPG</th><th>RPG</th><th>APG</th><th>FG%</th><th>3FG%</th><th>FT%</th></tr> <tr><td>24-25</td><td>15/15</td><td>14.3</td><td>5.9</td><td>4.1</td><td>.416</td><td>.359</td><td>.868</td></tr> <tr><td>Season Highs</td><td>Pts: 29</td><td>Reb: 10</td><td>Ast: 10</td><td>Stl: 3</td><td>Bk: 3</td><td></td><td></td></tr> <tr><td>Career Highs</td><td>Pts: 32</td><td>Reb: 13</td><td>Ast: 10</td><td>Stl: 4</td><td>Bk: 5</td><td></td><td></td></tr> </table> <ul style="list-style-type: none"> Multiple 3PM in 11 of last 12 games...34 3PM over last 12 GP Per/40 stats: 21.2 pts, 8.8 reb, 5.7 ast, 2.0 stl, 1.1 blk; 2.1 win shares (77th NCAA). First career triple-double (29pts/10ast/10reb) vs. #13 Duke 2024 B12 Newcomer of the Year; 1st Tm. B12. Consensus 5-star prospect; McDonald's All-American; #12 recruit in 2021 class. 	Year	GP/GS	PPG	RPG	APG	FG%	3FG%	FT%	24-25	15/15	14.3	5.9	4.1	.416	.359	.868	Season Highs	Pts: 29	Reb: 10	Ast: 10	Stl: 3	Bk: 3			Career Highs	Pts: 32	Reb: 13	Ast: 10	Stl: 4	Bk: 5		
Year	GP/GS	PPG	RPG	APG	FG%	3FG%	FT%																																																																																																																												
24-25	8/0	1.5	0.5	0.1	.500	.000	.500																																																																																																																												
Season Highs	Pts: 6	Reb: 2	Ast: 1	Stl: 2	Bk: 0																																																																																																																														
Career Highs	Pts: 6	Reb: 2	Ast: 1	Stl: 2	Bk: 0																																																																																																																														
Year	GP/GS	PPG	RPG	APG	FG%	3FG%	FT%																																																																																																																												
24-25	15/0	3.2	2.6	0.6	.500	.286	.600																																																																																																																												
Season Highs	Pts: 12	Reb: 8	Ast: 3	Stl: 2	Bk: 2																																																																																																																														
Career Highs	Pts: 20	Reb: 8	Ast: 4	Stl: 3	Bk: 4																																																																																																																														
Year	GP/GS	PPG	RPG	APG	FG%	3FG%	FT%																																																																																																																												
24-25	15/15	10.4	4.4	2.2	.460	.286	.750																																																																																																																												
Season Highs	Pts: 19	Reb: 7	Ast: 6	Stl: 3	Bk: 1																																																																																																																														
Career Highs	Pts: 20	Reb: 10	Ast: 6	Stl: 4	Bk: 1																																																																																																																														
Year	GP/GS	PPG	RPG	APG	FG%	3FG%	FT%																																																																																																																												
24-25	15/15	14.3	5.9	4.1	.416	.359	.868																																																																																																																												
Season Highs	Pts: 29	Reb: 10	Ast: 10	Stl: 3	Bk: 3																																																																																																																														
Career Highs	Pts: 32	Reb: 13	Ast: 10	Stl: 4	Bk: 5																																																																																																																														
 <h3>15 LEXY KEYS</h3> <p>5-7, R-Sr., Guard Tahlequah, Okla. Oklahoma St. (2020-23)</p> <table border="1"> <tr><th>Year</th><th>GP/GS</th><th>PPG</th><th>RPG</th><th>APG</th><th>FG%</th><th>3FG%</th><th>FT%</th></tr> <tr><td>24-25</td><td>15/0</td><td>7.1</td><td>2.1</td><td>1.7</td><td>.481</td><td>.456</td><td>.700</td></tr> <tr><td>Season Highs</td><td>Pts: 12</td><td>Reb: 5</td><td>Ast: 5</td><td>Stl: 3</td><td>Bk: 0</td><td></td><td></td></tr> <tr><td>Career Highs</td><td>Pts: 22</td><td>Reb: 12</td><td>Ast: 8</td><td>Stl: 7</td><td>Bk: 2</td><td></td><td></td></tr> </table> <ul style="list-style-type: none"> Over 130 games played in career with 104 starts Shooting 50% (25-50) from deep since Nov. 13 Hit game-winning 3-point shot vs. Texas in 2024 to clinch Big 12 championship Married her husband Jaxon in May 2024. 2024 CSC All-District Academic Team; 2025 Kay Yow Servant Leader selection 	Year	GP/GS	PPG	RPG	APG	FG%	3FG%	FT%	24-25	15/0	7.1	2.1	1.7	.481	.456	.700	Season Highs	Pts: 12	Reb: 5	Ast: 5	Stl: 3	Bk: 0			Career Highs	Pts: 22	Reb: 12	Ast: 8	Stl: 7	Bk: 2			 <h3>20 AUBREY JOENS</h3> <p>5-8, R-Sr., Guard Iowa City, Iowa Iowa State (2020-22)</p> <table border="1"> <tr><th>Year</th><th>GP/GS</th><th>PPG</th><th>RPG</th><th>APG</th><th>FG%</th><th>3FG%</th><th>FT%</th></tr> <tr><td>24-25</td><td>11/0</td><td>3.5</td><td>1.3</td><td>0.8</td><td>.342</td><td>.323</td><td>.667</td></tr> <tr><td>Season Highs</td><td>Pts: 14</td><td>Reb: 3</td><td>Ast: 3</td><td>Stl: 1</td><td>Bk: 0</td><td></td><td></td></tr> <tr><td>Career Highs</td><td>Pts: 24</td><td>Reb: 14</td><td>Ast: 5</td><td>Stl: 4</td><td>Bk: 2</td><td></td><td></td></tr> </table> <ul style="list-style-type: none"> Seven 3PM in last four games played Younger sister of 2023 Big 12 Player of the Year, Ashley Joens (Iowa State). Older sister of current Cyclone, Kelsey 5-star prospect in high school and played with Caitlin Clark for All-Iowa Attack EYBL team. Made over 190 career 3-pointers at 38% clip 	Year	GP/GS	PPG	RPG	APG	FG%	3FG%	FT%	24-25	11/0	3.5	1.3	0.8	.342	.323	.667	Season Highs	Pts: 14	Reb: 3	Ast: 3	Stl: 1	Bk: 0			Career Highs	Pts: 24	Reb: 14	Ast: 5	Stl: 4	Bk: 2			 <h3>24 SKYLAR VANN</h3> <p>6-0, R-Sr., Forward Edmond, Okla. Deer Creek HS</p> <table border="1"> <tr><th>Year</th><th>GP/GS</th><th>PPG</th><th>RPG</th><th>APG</th><th>FG%</th><th>3FG%</th><th>FT%</th></tr> <tr><td>24-25</td><td>15/15</td><td>10.1</td><td>4.9</td><td>2.8</td><td>.432</td><td>.270</td><td>.727</td></tr> <tr><td>Season Highs</td><td>Pts: 20</td><td>Reb: 10</td><td>Ast: 8</td><td>Stl: 3</td><td>Bk: 1</td><td></td><td></td></tr> <tr><td>Career Highs</td><td>Pts: 26</td><td>Reb: 14</td><td>Ast: 8</td><td>Stl: 4</td><td>Bk: 3</td><td></td><td></td></tr> </table> <ul style="list-style-type: none"> 2025 Preseason Watch Lists: Wooden, Naismith Trophy, Katrina McClain Award Preseason All-SEC Second Team 2024: Big 12 Co-Player of the Year; Unanimous All-Big 12 1st team selection; AP All-America HM. Daughter of former OU MBB player, Bryatt, who played under Billy Tubbs. Older sister of OU freshman guard, Zya 	Year	GP/GS	PPG	RPG	APG	FG%	3FG%	FT%	24-25	15/15	10.1	4.9	2.8	.432	.270	.727	Season Highs	Pts: 20	Reb: 10	Ast: 8	Stl: 3	Bk: 1			Career Highs	Pts: 26	Reb: 14	Ast: 8	Stl: 4	Bk: 3			 <h3>25 LANDRY ALLEN</h3> <p>6-4, So., Center Tuttle, Okla. Tuttle HS</p> <table border="1"> <tr><th>Year</th><th>GP/GS</th><th>PPG</th><th>RPG</th><th>APG</th><th>FG%</th><th>3FG%</th><th>FT%</th></tr> <tr><td>24-25</td><td>7/0</td><td>1.1</td><td>0.9</td><td>0.3</td><td>.375</td><td>1.000</td><td>.500</td></tr> <tr><td>Season Highs</td><td>Pts: 3</td><td>Reb: 3</td><td>Ast: 2</td><td>Stl: 1</td><td>Bk: 1</td><td></td><td></td></tr> <tr><td>Career Highs</td><td>Pts: 11</td><td>Reb: 12</td><td>Ast: 2</td><td>Stl: 3</td><td>Bk: 3</td><td></td><td></td></tr> </table> <ul style="list-style-type: none"> Played in 24 games as a freshman in 2023-24. Led Tuttle HS (Okla.) to 2022 state championship by averaging 17.2 points, 9.1 rebounds and 3.6 blocks as a senior #10 center in 2023 class and #2 player in Oklahoma per ESPN Hoopgurlz Member of Kiowa Tribe 	Year	GP/GS	PPG	RPG	APG	FG%	3FG%	FT%	24-25	7/0	1.1	0.9	0.3	.375	1.000	.500	Season Highs	Pts: 3	Reb: 3	Ast: 2	Stl: 1	Bk: 1			Career Highs	Pts: 11	Reb: 12	Ast: 2	Stl: 3	Bk: 3		
Year	GP/GS	PPG	RPG	APG	FG%	3FG%	FT%																																																																																																																												
24-25	15/0	7.1	2.1	1.7	.481	.456	.700																																																																																																																												
Season Highs	Pts: 12	Reb: 5	Ast: 5	Stl: 3	Bk: 0																																																																																																																														
Career Highs	Pts: 22	Reb: 12	Ast: 8	Stl: 7	Bk: 2																																																																																																																														
Year	GP/GS	PPG	RPG	APG	FG%	3FG%	FT%																																																																																																																												
24-25	11/0	3.5	1.3	0.8	.342	.323	.667																																																																																																																												
Season Highs	Pts: 14	Reb: 3	Ast: 3	Stl: 1	Bk: 0																																																																																																																														
Career Highs	Pts: 24	Reb: 14	Ast: 5	Stl: 4	Bk: 2																																																																																																																														
Year	GP/GS	PPG	RPG	APG	FG%	3FG%	FT%																																																																																																																												
24-25	15/15	10.1	4.9	2.8	.432	.270	.727																																																																																																																												
Season Highs	Pts: 20	Reb: 10	Ast: 8	Stl: 3	Bk: 1																																																																																																																														
Career Highs	Pts: 26	Reb: 14	Ast: 8	Stl: 4	Bk: 3																																																																																																																														
Year	GP/GS	PPG	RPG	APG	FG%	3FG%	FT%																																																																																																																												
24-25	7/0	1.1	0.9	0.3	.375	1.000	.500																																																																																																																												
Season Highs	Pts: 3	Reb: 3	Ast: 2	Stl: 1	Bk: 1																																																																																																																														
Career Highs	Pts: 11	Reb: 12	Ast: 2	Stl: 3	Bk: 3																																																																																																																														
 <h3>34 LIZ SCOTT</h3> <p>6-2, R-Sr., Center Houston, Texas Klein Oak HS</p> <table border="1"> <tr><th>Year</th><th>GP/GS</th><th>PPG</th><th>RPG</th><th>APG</th><th>FG%</th><th>3FG%</th><th>FT%</th></tr> <tr><td>24-25</td><td>15/0</td><td>7.5</td><td>4.8</td><td>1.0</td><td>.587</td><td>.000</td><td>.600</td></tr> <tr><td>Season Highs</td><td>Pts: 14</td><td>Reb: 9</td><td>Ast: 2</td><td>Stl: 3</td><td>Bk: 2</td><td></td><td></td></tr> <tr><td>Career Highs</td><td>Pts: 22</td><td>Reb: 15</td><td>Ast: 4</td><td>Stl: 4</td><td>Bk: 4</td><td></td><td></td></tr> </table> <ul style="list-style-type: none"> Missed last year due to injury. Sixth-year player. Averaging 12.5 points on 90% FG% in SEC play. 2025 Lisa Leslie Award watch list Started every game as a junior for Oklahoma and averaged 8.6 points and 6.3 rebounds. Brother Aaron stars on the St. Joe's MBB team No. 9 player in 2019 class per Prospects Nation 	Year	GP/GS	PPG	RPG	APG	FG%	3FG%	FT%	24-25	15/0	7.5	4.8	1.0	.587	.000	.600	Season Highs	Pts: 14	Reb: 9	Ast: 2	Stl: 3	Bk: 2			Career Highs	Pts: 22	Reb: 15	Ast: 4	Stl: 4	Bk: 4			 <h3>52 RAEGAN BEERS</h3> <p>6-4, Jr., Center Littleton, Colo. Oregon State (2022-24)</p> <table border="1"> <tr><th>Year</th><th>GP/GS</th><th>PPG</th><th>RPG</th><th>APG</th><th>FG%</th><th>3FG%</th><th>FT%</th></tr> <tr><td>24-25</td><td>15/15</td><td>17.1</td><td>9.3</td><td>1.1</td><td>.691</td><td>.250</td><td>.608</td></tr> <tr><td>Season Highs</td><td>Pts: 28</td><td>Reb: 14</td><td>Ast: 4</td><td>Stl: 3</td><td>Bk: 4</td><td></td><td></td></tr> <tr><td>Career Highs</td><td>Pts: 28</td><td>Reb: 20</td><td>Ast: 4</td><td>Stl: 4</td><td>Bk: 4</td><td></td><td></td></tr> </table> <ul style="list-style-type: none"> 3rd NCAA in FG% (69.1%); 6 dbl-dbls. Wooden Award Midseason Watch List AP Nat'l POTW, SEC POTW - 11/11 2025 Watch Lists: Wade Trophy, Wooden, Naismith Trophy, Lisa Leslie Award 2025: Preseason All-SEC First Team, AP All-America HM Was an All-American at Oregon St. in 2023-24 	Year	GP/GS	PPG	RPG	APG	FG%	3FG%	FT%	24-25	15/15	17.1	9.3	1.1	.691	.250	.608	Season Highs	Pts: 28	Reb: 14	Ast: 4	Stl: 3	Bk: 4			Career Highs	Pts: 28	Reb: 20	Ast: 4	Stl: 4	Bk: 4			 <h3>JENNIE BARANCZYK</h3> <p>Head Coach 4th Season at OU 13th Season Overall</p> <ul style="list-style-type: none"> 279-124 career record; 87-28 at OU (4th season) Last name pronounced buh-RON-check 2024 Big 12 Coach of the Year Back-to-back regular season Big 12 Champs 3x time (2022, 2023, 2024) National Coach of the Year finalist 9 Postseason Appearances (6 NCAA, 3 WNIT); 3 straight NCAA Tournaments at OU Standout player at Iowa under Lisa Bluder from 2000-04 and was a three-time All-Big Ten Conference selection. Amassed a 192-96 (.667) record in nine seasons at Drake. 																																																																	
Year	GP/GS	PPG	RPG	APG	FG%	3FG%	FT%																																																																																																																												
24-25	15/0	7.5	4.8	1.0	.587	.000	.600																																																																																																																												
Season Highs	Pts: 14	Reb: 9	Ast: 2	Stl: 3	Bk: 2																																																																																																																														
Career Highs	Pts: 22	Reb: 15	Ast: 4	Stl: 4	Bk: 4																																																																																																																														
Year	GP/GS	PPG	RPG	APG	FG%	3FG%	FT%																																																																																																																												
24-25	15/15	17.1	9.3	1.1	.691	.250	.608																																																																																																																												
Season Highs	Pts: 28	Reb: 14	Ast: 4	Stl: 3	Bk: 4																																																																																																																														
Career Highs	Pts: 28	Reb: 20	Ast: 4	Stl: 4	Bk: 4																																																																																																																														