

# GEORGIA BULLDOGS



SPORTS COMMUNICATIONS: TRAY LITTLEFIELD // EMAIL: TRAYL@SPORTS.UGA.EDU // PHONE: 205-504-4566

36 NCAA TOURNAMENTS » 5 FINAL FOURS » 20 SWEET 16s » 11 ELITE 8s » 7 SEC REGULAR SEASON TITLES » 24 WNBA DRAFT PICKS  
12 WBCA ALL-AMERICANS » 556 WEEKS RANKED IN AP TOP-25 » 2 NCAA RUNNER-UP FINISHES

## SCHEDULE

RECORD: 9-8, 1-2 SEC

HOME: 7-3 | AWAY: 0-3 | NEUTRAL: 2-2

### NOVEMBER

|    |                          |          |
|----|--------------------------|----------|
| 4  | NC CENTRAL (SECN+)       | W, 96-52 |
| 8  | HOUSTON (SECN+)          | W, 61-47 |
| 10 | FURMAN (SECN+)           | W, 74-46 |
| 14 | GEORGIA STATE (SECN+)    | L, 66-60 |
| 17 | at Georgia Tech (ACCN+)  | L, 83-67 |
| 21 | ^ Tulsa                  | W, 60-44 |
| 23 | ^ Penn State             | L, 67-47 |
| 26 | PRAIRIE VIEW A&M (SECN+) | W, 79-62 |

### DECEMBER

|    |                               |               |
|----|-------------------------------|---------------|
| 1  | HAMPTON (SECN+)               | L, 76-74 (OT) |
| 4  | & VIRGINIA TECH (SEC NETWORK) | L, 70-61      |
| 16 | # UNGC (SECN+)                | W, 59-52      |
| 19 | % Clemson                     | W, 75-68      |
| 20 | % Colorado State              | L, 72-56      |
| 28 | OHIO (SECN+)                  | W, 83-50      |

### JANUARY

|    |                           |           |
|----|---------------------------|-----------|
| 2  | at Vanderbilt (SECN+)     | L, 108-82 |
| 5  | at Florida (SEC Network)  | L, 73-57  |
| 9  | MISSOURI (SECN+)          | W, 74-72  |
| 12 | MISSISSIPPI STATE (SECN+) | 2 P.M.    |
| 16 | at Texas A&M (SECN+)      | 8 p.m.    |
| 19 | KENTUCKY (SECN+)          | 2 P.M.    |
| 26 | at Oklahoma (SECN+)       | 2:30 p.m. |
| 30 | OLE MISS (SECN+)          | 6 P.M.    |

### FEBRUARY

|    |                        |        |
|----|------------------------|--------|
| 2  | at Alabama (SECN+)     | 3 p.m. |
| 6  | SOUTH CAROLINA (SECN+) | 6 P.M. |
| 9  | ARKANSAS (SEC NETWORK) | NOON   |
| 16 | at Kentucky (SECN+)    | 2 p.m. |
| 20 | at LSU (SEC Network)   | 9 p.m. |
| 24 | TEXAS (SEC NETWORK)    | 7 P.M. |
| 27 | AUBURN (SECN+)         | 6 P.M. |

### MARCH

|   |                            |      |
|---|----------------------------|------|
| 2 | at Tennessee (SEC Network) | Noon |
|---|----------------------------|------|

Home games listed in **BOLD**

^ - WBCA Showcase (Orlando, Fla.)

& - SEC/ACC Challenge

# - Elementary School Day Game

& - San Diego Tournament

All times **EASTERN**

## BROADCAST INFORMATION

TV: SEC NETWORK +

Play-by-Play: Matt Stewart

Analyst: Anne Marie Armstrong

RADIO: GEORGIA BULLDOGS SPORTS NETWORK

Play-by-Play: Jeff Dantzler

In Athens: WXKT103.7 FM or 960 AM The REF

## SOCIAL MEDIA

X and Instagram .....@UGA\_WBB

Facebook..... Georgia Women's Basketball

## GAME 18

### GEORGIA (9-8, 1-2 SEC) VS. MISSISSIPPI STATE (14-3, 1-2 SEC)

Sunday, Jan. 12 || 2 p.m. ET || Stegeman Coliseum (10,523) || Athens, Ga. || SEC Network +



#### LADY BULLDOGS

Ranking: NR

Head Coach: Coach ABE

Career Record: 415-195 (20th season)

Record at Georgia: 43-38 (3rd season)



#### BULLDOGS

Ranking: NR

Head Coach: Sam Purcell

Career Record: 59-26 (3rd season)

Record at MSU: 59-26 (3rd season)

## OPENING TIP

» Fresh off a thrilling 74-72 win against Missouri on Thursday, Georgia returns home to face the Mississippi State Bulldogs at 2 p.m. ET.

» The first 500 fans in attendance Sunday will receive a free Georgia basketball t-shirt.

» Freshman guard Trinity Turner knocked in a buzzer-beating 3-pointer to lift the Lady Bulldogs over Missouri. Georgia was down by as much as 14, including an 11-point deficit in the fourth quarter, before surging back to beat the Tigers.

» Mississippi State is coming off an 81-77 win against No. 10 Oklahoma. MSU was the only SEC team to open league play against three top-10 teams (No. 16 Kentucky, No. 2 South Carolina and No. 10 Oklahoma).

» Georgia started SEC action with back-to-back road games for the first time since 1994.

» The Lady Bulldogs from Athens have started three freshmen in each of the last two games and had four rookies on the floor in the second half against Missouri. It marked the first time in 13 seasons that Georgia started three or more freshmen in a game.

» Five freshmen account for 44 percent of Georgia's scoring this season. Two of the team's top three scorers are rookies (Trinity Turner and Mia Woolfolk).

» First-year guard/forward Miyah Verse has scored in double figures in four-straight contests and is coming off her first career start. She is shooting 81 percent (21-of-26) from the field during this four-game stretch.

» It was recently announced that Georgia inked the No.18-ranked recruiting class in 2025, marking the second-straight year the team has signed a top-20 class. Georgia was the only SEC team to sign four ESPN top-100 prospects in 2024 -- a class that ranked No. 16 nationally.

## SERIES VS. MISSISSIPPI STATE













|               |                        |
|---------------|------------------------|
| OVERALL       | Georgia leads, 30-22   |
| IN ATHENS     | Georgia leads, 17-6    |
| IN STARKVILLE | MSU leads, 14-11       |
| NEUTRAL       | Tied, 2-2              |
| LAST MEETING  | MSU won 76-57 (2/8/24) |



## TEAM COMPARISON



|      |                   |       |
|------|-------------------|-------|
| 68.5 | POINTS PER GAME   | 77.8  |
| 42.9 | FG%               | 47.4  |
| 34.2 | 3FG%              | 31.9  |
| 69.4 | FT%               | 71.7  |
| 39.6 | REBOUNDS PER GAME | 42.0  |
| 12.8 | ASSISTS PER GAME  | 16.7  |
| 2.2  | BLOCKS PER GAME   | 4.5   |
| 7.9  | STEALS PER GAME   | 8.5   |
| 65.2 | SCORING DEFENSE   | 58.2  |
| 40.8 | FG% DEFENSE       | 35.3  |
| 34.2 | 3FG% DEFENSE      | 28.5  |
| +8.1 | REBOUND MARGIN    | +10.5 |
| 0.8  | AST - TO RATIO    | 1.1   |

| 0       |    | <div>TRINITY TURNER</div> <div>Fr.   G   5-6   Orlando, Fla.</div> <div>Career Highs -- Points: 28 at Georgia Tech (11/17/24)</div> <div>Rebounds: 8 vs. Georgia State (11/14/24)</div> <div>Assists: 7, vs. Missouri (1/9/25)</div>                | <table><tr><th></th><th>GP-GS</th><th>PTS.</th><th>REBS.</th><th>BLKS</th><th>STEALS</th><th>A</th><th>FT%</th></tr><tr><td>2024-25</td><td>17-16</td><td>12.4</td><td>4.7</td><td>1</td><td>31</td><td>51</td><td>.792</td></tr><tr><td>Career</td><td>17-16</td><td>12.4</td><td>4.7</td><td>1</td><td>31</td><td>51</td><td>.792</td></tr></table>     |      | GP-GS  | PTS. | REBS. | BLKS | STEALS | A | FT% | 2024-25 | 17-16 | 12.4 | 4.7  | 1   | 31   | 51   | .792  | Career | 17-16   | 12.4 | 4.7 | 1  | 31  | 51  | .792  | <ul style="list-style-type: none"><li>• Hit game-winning 3-pointer to beat Missouri</li><li>• First UGA freshman to score in double figures in first three games of college career since Tasha Humphrey in 2004</li><li>• 28 pts. vs. GA Tech most for a UGA freshman since 2018</li></ul> |
|---------|---|---|---|------|--------|------|-------|------|--------|---|-----|---------|-------|------|------|-----|------|------|-------|--------|---------|------|-----|----|-----|-----|-------|--|
|         | GP-GS   | PTS.  | REBS.   | BLKS | STEALS | A    | FT%   |      |        |   |     |         |       |      |      |     |      |      |       |        |         |      |     |    |     |     |       |  |
| 2024-25 | 17-16   | 12.4  | 4.7   | 1    | 31     | 51   | .792  |      |        |   |     |         |       |      |      |     |      |      |       |        |         |      |     |    |     |     |       |  |
| Career  | 17-16   | 12.4  | 4.7   | 1    | 31     | 51   | .792  |      |        |   |     |         |       |      |      |     |      |      |       |        |         |      |     |    |     |     |       |  |
| 1       |    | <div>ASIA AVINGER</div> <div>Sr.   G   5-7   Cerritos, Calif.</div> <div>Career Highs -- Points: 30 vs. Boise State (1/15/22)</div> <div>Rebounds: 10, vs. Colorado State (12/20/24)</div> <div>Assists: 10 vs. Wofford (12/30/23)</div>            | <table><tr><th></th><th>GP-GS</th><th>PTS.</th><th>REBS.</th><th>BLKS</th><th>STEALS</th><th>A</th><th>FT%</th></tr><tr><td>2024-25</td><td>17-16</td><td>9.8</td><td>3.6</td><td>1</td><td>33</td><td>78</td><td>.771</td></tr><tr><td>Career</td><td>107-104</td><td>10.3</td><td>3.8</td><td>11</td><td>164</td><td>453</td><td>.689</td></tr></table> |      | GP-GS  | PTS. | REBS. | BLKS | STEALS | A | FT% | 2024-25 | 17-16 | 9.8  | 3.6  | 1   | 33   | 78   | .771  | Career | 107-104 | 10.3 | 3.8 | 11 | 164 | 453 | .689  | <ul style="list-style-type: none"><li>• Georgia's senior leader</li><li>• Recently reached the 1,000-point mark for career</li><li>• Started 107 career games</li><li>• Former All-Mountain West standout at SDSU</li></ul>  |
|         | GP-GS   | PTS.  | REBS.   | BLKS | STEALS | A    | FT%   |      |        |   |     |         |       |      |      |     |      |      |       |        |         |      |     |    |     |     |       |  |
| 2024-25 | 17-16   | 9.8   | 3.6   | 1    | 33     | 78   | .771  |      |        |   |     |         |       |      |      |     |      |      |       |        |         |      |     |    |     |     |       |  |
| Career  | 107-104   | 10.3  | 3.8   | 11   | 164    | 453  | .689  |      |        |   |     |         |       |      |      |     |      |      |       |        |         |      |     |    |     |     |       |  |
| 2       |    | <div>SAVANNAH HENDERSON</div> <div>R-So.   G   6-3   Orlando, Fla.</div> <div>Career Highs -- Points: 9 2X, last at S. Car. (2/18/24)</div> <div>Rebounds: 3 vs. Tennessee (2/1/24)</div> <div>Assists: 2, 3X, last vs. Kentucky (3/6/24)</div>     | <table><tr><th></th><th>GP-GS</th><th>PTS.</th><th>REBS.</th><th>BLKS</th><th>STEALS</th><th>A</th><th>FT%</th></tr><tr><td>2024-25</td><td>0-0</td><td>0-0</td><td>.000</td><td>0-0</td><td>0.00</td><td>0.00</td><td>0.00</td></tr><tr><td>Career</td><td>19-0</td><td>2.6</td><td>0.8</td><td>1</td><td>8</td><td>10</td><td>.500</td></tr></table>    |      | GP-GS  | PTS. | REBS. | BLKS | STEALS | A | FT% | 2024-25 | 0-0   | 0-0  | .000 | 0-0 | 0.00 | 0.00 | 0.00  | Career | 19-0    | 2.6  | 0.8 | 1  | 8   | 10  | .500  | <ul style="list-style-type: none"><li>• Out this season following an injury in the preseason</li></ul>   |
|         | GP-GS   | PTS.  | REBS.   | BLKS | STEALS | A    | FT%   |      |        |   |     |         |       |      |      |     |      |      |       |        |         |      |     |    |     |     |       |  |
| 2024-25 | 0-0   | 0-0   | .000  | 0-0  | 0.00   | 0.00 | 0.00  |      |        |   |     |         |       |      |      |     |      |      |       |        |         |      |     |    |     |     |       |  |
| Career  | 19-0  | 2.6   | 0.8   | 1    | 8      | 10   | .500  |      |        |   |     |         |       |      |      |     |      |      |       |        |         |      |     |    |     |     |       |  |
| 4       |    | <div>MIYAH VERSE</div> <div>R-Fr.   G   6-1   Dayton, Ohio</div> <div>Career Highs -- Points: 15, 2X, last at Vandy (1/2/25)</div> <div>Rebounds: 11, vs. Ohio (12/28/24)</div> <div>Blocks: 3, vs. Missouri (1/9/25)</div>                         | <table><tr><th></th><th>GP-GS</th><th>PTS.</th><th>REBS.</th><th>BLKS</th><th>STEALS</th><th>A</th><th>FT%</th></tr><tr><td>2024-25</td><td>17-0</td><td>6.3</td><td>5.8</td><td>7</td><td>18</td><td>5</td><td>.463</td></tr><tr><td>Career</td><td>17-0</td><td>6.3</td><td>5.8</td><td>7</td><td>18</td><td>5</td><td>.463</td></tr></table>           |      | GP-GS  | PTS. | REBS. | BLKS | STEALS | A | FT% | 2024-25 | 17-0  | 6.3  | 5.8  | 7   | 18   | 5    | .463  | Career | 17-0    | 6.3  | 5.8 | 7  | 18  | 5   | .463  | <ul style="list-style-type: none"><li>• Shooting 81 percent over the last 4 games</li><li>• Named SEC Freshman of the Week on Dec. 31</li><li>• Posted first career double-double with a career-high 15 pts. and 11 rebs. vs. Ohio</li><li>• Redshirted last season</li></ul>              |
|         | GP-GS   | PTS.  | REBS.   | BLKS | STEALS | A    | FT%   |      |        |   |     |         |       |      |      |     |      |      |       |        |         |      |     |    |     |     |       |  |
| 2024-25 | 17-0  | 6.3   | 5.8   | 7    | 18     | 5    | .463  |      |        |   |     |         |       |      |      |     |      |      |       |        |         |      |     |    |     |     |       |  |
| Career  | 17-0  | 6.3   | 5.8   | 7    | 18     | 5    | .463  |      |        |   |     |         |       |      |      |     |      |      |       |        |         |      |     |    |     |     |       |  |
| 10      |    | <div>DE'MAURI FLOURNOY</div> <div>Sr.   G   5-8   Villa Rica, Ga.</div> <div>Career Highs -- Points: 21 vs. UNCg (12/16/24)</div> <div>Rebounds: 7 vs. Kentucky (2/4/24)</div> <div>Assists: 5, 2X</div>  | <table><tr><th></th><th>GP-GS</th><th>PTS.</th><th>REBS.</th><th>BLKS</th><th>STEALS</th><th>A</th><th>FT%</th></tr><tr><td>2024-25</td><td>17-7</td><td>12.6</td><td>2.1</td><td>0</td><td>15</td><td>36</td><td>.955</td></tr><tr><td>Career</td><td>98-30</td><td>6.5</td><td>1.4</td><td>1</td><td>84</td><td>123</td><td>.779</td></tr></table>      |      | GP-GS  | PTS. | REBS. | BLKS | STEALS | A | FT% | 2024-25 | 17-7  | 12.6 | 2.1  | 0   | 15   | 36   | .955  | Career | 98-30   | 6.5  | 1.4 | 1  | 84  | 123 | .779  | <ul style="list-style-type: none"><li>• Career-high 5 made 3-pointers vs. Missouri</li><li>• 95 percent shooting from the free-throw line</li><li>• Career high 21 points vs. UNCg</li><li>• Serves on the SEC Leadership Council</li></ul>  |
|         | GP-GS   | PTS.  | REBS.   | BLKS | STEALS | A    | FT%   |      |        |   |     |         |       |      |      |     |      |      |       |        |         |      |     |    |     |     |       |  |
| 2024-25 | 17-7  | 12.6  | 2.1   | 0    | 15     | 36   | .955  |      |        |   |     |         |       |      |      |     |      |      |       |        |         |      |     |    |     |     |       |  |
| Career  | 98-30   | 6.5   | 1.4   | 1    | 84     | 123  | .779  |      |        |   |     |         |       |      |      |     |      |      |       |        |         |      |     |    |     |     |       |  |
| 12      |    | <div>ROXANE MAKOLO</div> <div>5th   G   5-10   Quebec, Canada</div> <div>Career Highs -- Points: 15 vs. South Florida (11/20/22)</div> <div>Rebounds: 10, 2X, last vs. Virginia Tech (12/4/24)</div> <div>Assists: 5 vs. Milwaukee (11/10/19)</div> | <table><tr><th></th><th>GP-GS</th><th>PTS.</th><th>REBS.</th><th>BLKS</th><th>STEALS</th><th>A</th><th>FT%</th></tr><tr><td>2024-25</td><td>17-13</td><td>5.0</td><td>3.5</td><td>1</td><td>10</td><td>17</td><td>.674</td></tr><tr><td>Career</td><td>101-32</td><td>3.1</td><td>2.4</td><td>10</td><td>54</td><td>86</td><td>.489</td></tr></table>     |      | GP-GS  | PTS. | REBS. | BLKS | STEALS | A | FT% | 2024-25 | 17-13 | 5.0  | 3.5  | 1   | 10   | 17   | .674  | Career | 101-32  | 3.1  | 2.4 | 10 | 54  | 86  | .489  | <ul style="list-style-type: none"><li>• Five double-figure scoring games; only five in previous four seasons combined</li><li>• Transfer from USC; Trojans made the NCAA Elite Eight</li><li>• Fluent in three languages (English, French and Lingala)</li></ul>                           |
|         | GP-GS   | PTS.  | REBS.   | BLKS | STEALS | A    | FT%   |      |        |   |     |         |       |      |      |     |      |      |       |        |         |      |     |    |     |     |       |  |
| 2024-25 | 17-13   | 5.0   | 3.5   | 1    | 10     | 17   | .674  |      |        |   |     |         |       |      |      |     |      |      |       |        |         |      |     |    |     |     |       |  |
| Career  | 101-32  | 3.1   | 2.4   | 10   | 54     | 86   | .489  |      |        |   |     |         |       |      |      |     |      |      |       |        |         |      |     |    |     |     |       |  |
| 21      |    | <div>FATIMA DIAKHATE</div> <div>R-So.   F/C   6-5   Dakar, Senegal</div> <div>Career Highs -- Points: 17 vs. Hampton (12/1/24)</div> <div>Rebounds: 10, vs. Virginia Tech (12/4/24)</div> <div>Blocks: 4, vs. Ga. Southern (11/13/23)</div>         | <table><tr><th></th><th>GP-GS</th><th>PTS.</th><th>REBS.</th><th>BLKS</th><th>STEALS</th><th>A</th><th>FT%</th></tr><tr><td>2024-25</td><td>14-13</td><td>6.7</td><td>4.8</td><td>9</td><td>5</td><td>4</td><td>.727</td></tr><tr><td>Career</td><td>42-13</td><td>3.8</td><td>2.6</td><td>21</td><td>8</td><td>7</td><td>.725</td></tr></table>          |      | GP-GS  | PTS. | REBS. | BLKS | STEALS | A | FT% | 2024-25 | 14-13 | 6.7  | 4.8  | 9   | 5    | 4    | .727  | Career | 42-13   | 3.8  | 2.6 | 21 | 8   | 7   | .725  | <ul style="list-style-type: none"><li>• First career double double with 16 pts, 10 rebs. vs. VA Tech</li><li>• In her second season at Georgia</li><li>• Competed for Canada in the 2019 FIBA U16</li></ul>  |
|         | GP-GS   | PTS.  | REBS.   | BLKS | STEALS | A    | FT%   |      |        |   |     |         |       |      |      |     |      |      |       |        |         |      |     |    |     |     |       |  |
| 2024-25 | 14-13   | 6.7   | 4.8   | 9    | 5      | 4    | .727  |      |        |   |     |         |       |      |      |     |      |      |       |        |         |      |     |    |     |     |       |  |
| Career  | 42-13   | 3.8   | 2.6   | 21   | 8      | 7    | .725  |      |        |   |     |         |       |      |      |     |      |      |       |        |         |      |     |    |     |     |       |  |
| 22      |  | <div>NYAH LEVERETTER</div> <div>R-Sr.   F   6-2   Blythewood, S.C.</div> <div>Career Highs -- Points: 8, 3X, last Missouri (1/29/23)</div> <div>Rebounds: 11, vs. Auburn (1/26/23)</div> <div>Blocks: 6, at Vanderbilt (1/27/22)</div>              | <table><tr><th></th><th>GP-GS</th><th>PTS.</th><th>REBS.</th><th>BLKS</th><th>STEALS</th><th>A</th><th>FT%</th></tr><tr><td>2024-25</td><td>0-0</td><td>0-0</td><td>.000</td><td>0-0</td><td>0.00</td><td>0.00</td><td>0.00</td></tr><tr><td>Career</td><td>65-32</td><td>2.1</td><td>3.0</td><td>35</td><td>18</td><td>17</td><td>.671</td></tr></table> |      | GP-GS  | PTS. | REBS. | BLKS | STEALS | A | FT% | 2024-25 | 0-0   | 0-0  | .000 | 0-0 | 0.00 | 0.00 | 0.00  | Career | 65-32   | 2.1  | 3.0 | 35 | 18  | 17  | .671  | <ul style="list-style-type: none"><li>• Has been out with injury. Her status is day to day</li><li>• Transfer from Kentucky</li><li>• Missed last season recovering from an ACL injury</li><li>• Was on the 2022 UK team that won the SEC tourney</li></ul>                                |
|         | GP-GS   | PTS.  | REBS.   | BLKS | STEALS | A    | FT%   |      |        |   |     |         |       |      |      |     |      |      |       |        |         |      |     |    |     |     |       |  |
| 2024-25 | 0-0   | 0-0   | .000  | 0-0  | 0.00   | 0.00 | 0.00  |      |        |   |     |         |       |      |      |     |      |      |       |        |         |      |     |    |     |     |       |  |
| Career  | 65-32   | 2.1   | 3.0   | 35   | 18     | 17   | .671  |      |        |   |     |         |       |      |      |     |      |      |       |        |         |      |     |    |     |     |       |  |
| 23      |  | <div>SUMMER DAVIS</div> <div>Fr.   G   5-9   Detroit, Mich.</div> <div>Career Highs -- Points: 12 vs. Prairie View (11/26/24)</div> <div>Rebounds: 6, vs. Furman (11/10/24)</div> <div>Assists: 4 vs. NC Central (11/4/24)</div>                    | <table><tr><th></th><th>GP-GS</th><th>PTS.</th><th>REBS.</th><th>BLKS</th><th>STEALS</th><th>A</th><th>FT%</th></tr><tr><td>2024-25</td><td>16-7</td><td>5.4</td><td>1.9</td><td>1</td><td>11</td><td>14</td><td>.667</td></tr><tr><td>Career</td><td>16-7</td><td>5.4</td><td>1.9</td><td>1</td><td>11</td><td>14</td><td>.667</td></tr></table>         |      | GP-GS  | PTS. | REBS. | BLKS | STEALS | A | FT% | 2024-25 | 16-7  | 5.4  | 1.9  | 1   | 11   | 14   | .667  | Career | 16-7    | 5.4  | 1.9 | 1  | 11  | 14  | .667  | <ul style="list-style-type: none"><li>• Seven starts in her freshman season</li><li>• Team's best 3-point shooter</li><li>• Twin sister Indya is No. 24 on Georgia's roster</li><li>• 2024 Michigan Gatorade Player of the Year</li></ul>  |
|         | GP-GS   | PTS.  | REBS.   | BLKS | STEALS | A    | FT%   |      |        |   |     |         |       |      |      |     |      |      |       |        |         |      |     |    |     |     |       |  |
| 2024-25 | 16-7  | 5.4   | 1.9   | 1    | 11     | 14   | .667  |      |        |   |     |         |       |      |      |     |      |      |       |        |         |      |     |    |     |     |       |  |
| Career  | 16-7  | 5.4   | 1.9   | 1    | 11     | 14   | .667  |      |        |   |     |         |       |      |      |     |      |      |       |        |         |      |     |    |     |     |       |  |
| 24      |  | <div>INDYA DAVIS</div> <div>Fr.   G   5-9   Detroit, Mich.</div> <div>Career Highs -- Points: 7 vs. NC Central (11/4/24)</div> <div>Rebounds: 4 vs. NC Central (11/4/24)</div> <div>Assists: 2 vs. NC Central (11/4/24)</div>                       | <table><tr><th></th><th>GP-GS</th><th>PTS.</th><th>REBS.</th><th>BLKS</th><th>STEALS</th><th>A</th><th>FT%</th></tr><tr><td>2024-25</td><td>11-0</td><td>1.1</td><td>0.7</td><td>0</td><td>0</td><td>4</td><td>1.000</td></tr><tr><td>Career</td><td>11-0</td><td>1.1</td><td>0.7</td><td>0</td><td>0</td><td>4</td><td>1.000</td></tr></table>           |      | GP-GS  | PTS. | REBS. | BLKS | STEALS | A | FT% | 2024-25 | 11-0  | 1.1  | 0.7  | 0   | 0    | 4    | 1.000 | Career | 11-0    | 1.1  | 0.7 | 0  | 0   | 4   | 1.000 | <ul style="list-style-type: none"><li>• Twin sister Summer is No. 23 on Georgia's roster</li><li>• 2023 Michigan Gatorade Player of the Year</li><li>• Her and Summer led West Bloomfield to an 88-8 record during their time there</li></ul>  |
|         | GP-GS   | PTS.  | REBS.   | BLKS | STEALS | A    | FT%   |      |        |   |     |         |       |      |      |     |      |      |       |        |         |      |     |    |     |     |       |  |
| 2024-25 | 11-0  | 1.1   | 0.7   | 0    | 0      | 4    | 1.000 |      |        |   |     |         |       |      |      |     |      |      |       |        |         |      |     |    |     |     |       |  |
| Career  | 11-0  | 1.1   | 0.7   | 0    | 0      | 4    | 1.000 |      |        |   |     |         |       |      |      |     |      |      |       |        |         |      |     |    |     |     |       |  |
| 30      |  | <div>AMIYA EVANS</div> <div>Jr.   F   6-2   Pensacola, Fla.</div> <div>Career Highs -- Points: 14 vs. Houston (11/8/24)</div> <div>Rebounds: 12, vs. Georgia State (11/14/24)</div> <div>Blocks: 2, vs. Houston (11/8/24)</div>                     | <table><tr><th></th><th>GP-GS</th><th>PTS.</th><th>REBS.</th><th>BLKS</th><th>STEALS</th><th>A</th><th>FT%</th></tr><tr><td>2024-25</td><td>16-8</td><td>5.7</td><td>6.8</td><td>13</td><td>7</td><td>8</td><td>.724</td></tr><tr><td>Career</td><td>50-8</td><td>2.4</td><td>3.3</td><td>18</td><td>11</td><td>15</td><td>.674</td></tr></table>         |      | GP-GS  | PTS. | REBS. | BLKS | STEALS | A | FT% | 2024-25 | 16-8  | 5.7  | 6.8  | 13  | 7    | 8    | .724  | Career | 50-8    | 2.4  | 3.3 | 18 | 11  | 15  | .674  | <ul style="list-style-type: none"><li>• Out with a broken thumb</li><li>• Four double-doubles and five double-figure scoring games</li><li>• Played in 22 games last season</li><li>• Daughter of NBA veteran Reggie Evans</li></ul>   |
|         | GP-GS   | PTS.  | REBS.   | BLKS | STEALS | A    | FT%   |      |        |   |     |         |       |      |      |     |      |      |       |        |         |      |     |    |     |     |       |  |
| 2024-25 | 16-8  | 5.7   | 6.8   | 13   | 7      | 8    | .724  |      |        |   |     |         |       |      |      |     |      |      |       |        |         |      |     |    |     |     |       |  |
| Career  | 50-8  | 2.4   | 3.3   | 18   | 11     | 15   | .674  |      |        |   |     |         |       |      |      |     |      |      |       |        |         |      |     |    |     |     |       |  |
| 33      |  | <div>MIA WOOLFOLK</div> <div>Fr.   F   6-3   Midlothian, Va.</div> <div>Career Highs -- Points: 20 at Vanderbilt (1/2/25)</div> <div>Rebounds: 13 vs. NC Central (11/4/24)</div> <div>Blocks: 1, 3X</div>   | <table><tr><th></th><th>GP-GS</th><th>PTS.</th><th>REBS.</th><th>BLKS</th><th>STEALS</th><th>A</th><th>FT%</th></tr><tr><td>2024-25</td><td>8-4</td><td>12.5</td><td>5.8</td><td>4</td><td>4</td><td>0</td><td>.686</td></tr><tr><td>Career</td><td>8-4</td><td>12.5</td><td>5.8</td><td>4</td><td>4</td><td>0</td><td>.686</td></tr></table>             |      | GP-GS  | PTS. | REBS. | BLKS | STEALS | A | FT% | 2024-25 | 8-4   | 12.5 | 5.8  | 4   | 4    | 0    | .686  | Career | 8-4     | 12.5 | 5.8 | 4  | 4   | 0   | .686  | <ul style="list-style-type: none"><li>• Missed nine games due to injury</li><li>• Georgia is 5-3 with her in the lineup</li><li>• Only the third freshman in UGA history to record a double-double in her debut</li></ul>  |
|         | GP-GS   | PTS.  | REBS.   | BLKS | STEALS | A    | FT%   |      |        |   |     |         |       |      |      |     |      |      |       |        |         |      |     |    |     |     |       |  |
| 2024-25 | 8-4   | 12.5  | 5.8   | 4    | 4      | 0    | .686  |      |        |   |     |         |       |      |      |     |      |      |       |        |         |      |     |    |     |     |       |  |
| Career  | 8-4   | 12.5  | 5.8   | 4    | 4      | 0    | .686  |      |        |   |     |         |       |      |      |     |      |      |       |        |         |      |     |    |     |     |       |  |

## PRONUNCIATION GUIDE

Asia AVINGER (AV-in-JER)

Miyah (MY-uh) Verse

De'Mauri FLOURNOY (Flur-NOY)

Roxane MAKOLO (Mah-KOH-low)

FATIMA (FAH-tim-uh) DIAKHATE (Juh-HUH-tay)

NYAH (NYE-uh) LEVERETTER (Lev-ER-et-ER)

INDYA (India) Davis

AMIYA (Uh-MY-uh) Evans

MIA (Me-UH) Woolfolk

TAHNEE (TAWN-ee) BALERIO (buh-LARE-eep-oh)

ISOKEN (E-SUH-KEN) UZAMERE (Ooh-ZAH-mer-ay)





## NUMERICAL ROSTER

| NO. | NAME               | POS. | HT.  | CL.   | HOMETOWN / PREVIOUS SCHOOL                        |
|-----|--------------------|------|------|-------|---|
| 0   | Trinity Turner     | G    | 5-6  | Fr.   | Orlando, Fla. / Dr. Phillips High School          |
| 1   | Asia Avinger       | G    | 5-7  | Sr.   | Cerritos, Calif. / Rosary HS / San Diego State    |
| 2   | Savannah Henderson | G    | 6-3  | R-So. | Orlando, Fla. / Timbercreek HS                    |
| 4   | Miyah Verse        | F    | 6-1  | R-Fr. | Dayton, Ohio / Arizona Elite Prep                 |
| 10  | De'Mauri Flournoy  | G    | 5-8  | Sr.   | Villa Rica, Ga. / Carrollton HS / Vanderbilt      |
| 12  | Roxane Makolo      | G    | 5-10 | 5th   | Saint-Hubert, Quebec, Canada / Purdue / TCU / USC |
| 21  | Fatima Diakhate    | F/C  | 6-5  | R-So. | Dakar, Senegal / Montverde Academy                |
| 22  | Nyah Leveretter    | F    | 6-2  | R-Sr. | Blythewood S.C. / Kentucky                        |
| 23  | Summer Davis       | G    | 5-9  | Fr.   | Detroit, Mich. / West Bloomfield HS               |
| 24  | Indya Davis        | G    | 5-9  | Fr.   | Detroit, Mich. / West Bloomfield HS               |
| 30  | Amiya Evans        | F    | 6-2  | Jr.   | Pensacola, Fla. / DME Academy                     |
| 33  | Mia Woolfolk       | F    | 6-3  | Fr.   | Midlothian, Va. / Manchester HS                   |

## COACHING STAFF



**COACH ABE**  
Head Coach



**TAHNEE BALERIO**  
Associate Head Coach



**ISOKEN UZAMERE**  
Assistant Coach



**NYKESHA SALES**  
Assistant Coach



**EBONE HENRY-HARRIS**  
Assistant Coach/  
Development



**ALIYAH GREGORY**  
Assistant Coach/Dir. of  
Scouting



**OLIVIER CADET**  
Graduate Manager



**MEGAN HERBOTH**  
Executive Assistant



**BRI PATTON**  
Dir. of Recruiting



**JARAY DAVIS**  
Graduate Manager



**NICK BUTTS**  
Graduate Manager



## THE COACH ABE FILE

### PERSONAL

Name: Katie Abrahamson-Henderson  
Overall Record: 406-186 (19 seasons)  
Husband: Michael A. Henderson  
Daughters: Savannah, Brooklyn

### EDUCATION

University of Iowa, 1990  
B.S. in sports administration  
Duquesne University, 1992  
M.S., education

### COACHING CAREER

2022-23, Georgia  
Head Coach (43-38)  
• 2023 NCAA Second Round

2016-22 UCF

Head Coach (131-49)  
• 2017 WNIT Second Round  
• 2018 WNIT Second Round  
• 2019 NCAA First Round  
• 2021 NCAA First Round  
• 2022 NCAA Second Round

2010-16, Albany

Head Coach (146-47)  
• Five NCAA Tournament appearances  
• Five America East Tournament Championships  
• Four America East Regular Season Championships  
• Three America East Coach of the Year honors

2008-10, Indiana

Associate Head Coach  
• 2009 WNIT Berth

2007-08, Washington

Assistant Coach and Co-recruiting Coordinator

2002-07, Missouri State University

Head Coach (95-61)  
• Three NCAA Tournament berths  
• Three Missouri Valley Conference Tournament Titles  
• Two MVC Regular Season Championships  
• 2005 WNIT Champions

2000-02, Michigan State

Associate Head Coach  
• 2002 WNIT Berth

1994-00, Iowa State

Assistant Coach and Recruiting Coordinator  
• Four consecutive NCAA appearances, including 1999 Elite Eight and 2000 Sweet Sixteen  
• 2000 Big 12 Regular Season and Tournament Champions  
• Two WNBA Draft Picks (2000)

1992-94, Maine

Assistant Coach  
• 1994 North Atlantic Conference Regular Season Champion

1990-92, Duquesne  
Assistant Coach

# HEAD COACH

## KATIE ABRAHAMSON-HENDERSON

THIRD SEASON AT GEORGIA (20TH OVERALL) // RECORD: 415-195 (.685)

### CAREER HIGHLIGHTS

- Record: 415-195 (.685) in 20 seasons
- Teams have averaged 21 wins per year during her career
- 2023 Atlanta Tipoff Club Whack Hyder College Coach of the Year
- 12 NCAA tournaments
- 13 20-win seasons
- Four-time Conference Coach of the Year
- 16 conference championships (nine tournament and seven regular season)
- Led Georgia to its most wins in five seasons (22) and its first win over a Power-5 team in the NCAA tournament since 2013 in her first year.
- » Led UCF to its first NCAA Tournament bid and five-straight postseason appearances
- » UCF earned its highest-ever NCAA Tournament seeding at No. 7 last season
- » UCF won a school-record 26 games in 2021-22
- » She has coached seven conference Players of the Year, five Defensive Players of the Year and 20 first-team All-Conference selections
- » Had tremendous success at Albany, where she led the program to four-straight America East Championships
- » Her teams at Albany compiled an 83-13 record against league opponents, including a conference-record 38-straight wins against America East opponents
- » Played for Hall of Famers Andy Landers (at Georgia) and C. Vivian Stringer (at Iowa)
- » Helped lead Georgia to the 1986 SEC Championship as a freshman in Athens
- » She was also a member of two Big-Ten Championship teams at Iowa as a player
- » Has two daughters (Savannah and Brooklyn); Savannah is a sophomore on this year's team
- » Coach ABE's husband Michael played for the Harlem Globetrotters and played collegiately at Long Island CW Post

### HEAD COACHING RECORD SEASON-BY-SEASON

#### MISSOURI STATE (2002-07)

| YEAR    | RECORD | CONF. RECORD | CONF. FINISH | POSTSEASON                          |
|---------|--------|--------------|--------------|-------------------------------------|
| 2002-03 | 18-13  | 11-7         | 4th          | MVC Tourney Champ, NCAA First Round |
| 2003-04 | 28-4   | 16-2         | 1st (Champ)  | MVC Tourney Champ, NCAA First Round |
| 2004-05 | 25-8   | 15-3         | 1st (Champ)  | WNIT Champion                       |
| 2005-06 | 17-15  | 7-11         | T-6th        | MVC Tourney Champ, NCAA First Round |
| 2006-07 | 7-21   | 3-15         | 10th         | None                                |

#### ALBANY (2010-16)

| YEAR    | RECORD | CONF. RECORD | CONF. FINISH | POSTSEASON                                    |
|---------|--------|--------------|--------------|---|
| 2010-11 | 16-14  | 9-7          | 5th          | None  |
| 2011-12 | 23-10  | 14-2         | 2nd          | America East Tourney Champ, NCAA First Round  |
| 2012-13 | 27-4   | 16-0         | 1st (Champ)  | America East Tourney Champ, NCAA First Round  |
| 2013-14 | 28-5   | 15-1         | 1st (Champ)  | America East Tourney Champ, NCAA First Round  |
| 2014-15 | 24-9   | 14-2         | 1st (Champ)  | America East Tourney Champ, NCAA First Round  |
| 2015-16 | 28-5   | 15-1         | 1st (Champ)  | America East Tourney Champ, NCAA Second Round |

#### UCF (2016-22)

| YEAR    | RECORD | CONF. RECORD | CONF. FINISH | POSTSEASON                           |
|---------|--------|--------------|--------------|--------------------------------------|
| 2016-17 | 21-12  | 9-7          | 4th          | WNIT Second Round                    |
| 2017-18 | 22-11  | 12-4         | 3rd          | WNIT Second Round                    |
| 2018-19 | 26-7   | 13-3         | 2nd          | NCAA First Round                     |
| 2019-20 | 20-10  | 11-5         | 2nd          | COVID Season                         |
| 2020-21 | 16-5   | 12-2         | 2nd          | NCAA First Round                     |
| 2021-22 | 26-4   | 14-1         | 1st (Champ)  | AAC Tourney Champ, NCAA Second Round |

#### GEORGIA (2022-PRESENT)

| YEAR    | RECORD | CONF. RECORD | CONF. FINISH | POSTSEASON        |
|---------|--------|--------------|--------------|-------------------|
| 2022-23 | 22-12  | 9-7          | T-5th        | NCAA Second Round |
| 2023-24 | 12-18  | 3-13         | 13th         | None              |
| 2024-25 | 9-8    | 1-2          |              |                   |

## 2024-25 QUICK FACTS

### GENERAL

|                                  |                    |
|----------------------------------|--------------------|
| Location                         | Athens, Ga.        |
| Founded                          | 1785               |
| Enrollment                       | 41,615             |
| Nickname                         | Lady Bulldogs      |
| School colors                    | Red and Black      |
| Facility Name                    | Stegeman Coliseum  |
| All-Time Record at Stegeman      | 543-136            |
| Capacity                         | 10,523             |
| Affiliation                      | NCAA D-I           |
| Conference                       | SEC                |
| President                        | Jere W. Morehead   |
|                                  | (Georgia, JD, '80) |
| J. Reid Parker Dir. of Athletics | Josh Brooks        |
|                                  | (LSU, '02)         |
| Deputy Director for Admin.       | Darrice Griffin    |
|                                  | (Texas Tech, '07)  |

### 2023-24 IN REVIEW

|                          |             |
|--------------------------|-------------|
| 2023-24 Overall Record   | 12-18       |
| 2023-24 SEC Record/Place | (3-13/13th) |
| Players Returning/Lost   | 6/7         |
| Starters Returning/Lost  | 2/3         |
| Newcomers                | 6           |

### HISTORY

|                             |                  |
|-----------------------------|------------------|
| First Year of Sport         | 1973             |
| All-Time Record             | 1,082-497 (.687) |
| NCAA Tournament Appearances | 36               |

### COACHING STAFF

|                   |                            |
|-------------------|----------------------------|
| Head Coach        | Katie Abrahamson-Henderson |
| Alma Mater        | Iowa ('90)                 |
| Record at Georgia | 43-38                      |
| Career Record     | 415-195 (.685)             |
| Assistant Coaches |                            |
|                   | Tahnee Balerio             |
|                   | Isoken Uzamere             |
|                   | Nykesha Sales              |

### Turner Turns in Best Performance

Freshman guard Trinity Turner is the first Georgia freshman since SEC and National Freshman of the Year Tasha Humphrey in 2004 to start her career with three-straight double figure scoring games. Turner's 28 points against Georgia Tech on Nov. 17 are the most for a Lady Bulldog rookie in a game since Gabby Connally in 2018 (37 vs. Texas A&M).

### Summer Draws Five Consecutive Starts

Georgia freshman guard Summer Davis drew five starts from Dec. 1-20. She scored 11 points and dished out a pair of assists against Virginia Tech.

### Historical Debut

Georgia started a pair of freshmen in the season opener, marking the first time since 1997 that the Lady Bulldogs started two freshmen in a season opener (Kelly and Coco Miller). The five freshmen that played against North Carolina Central accounted for 60 of the team's 96 points.

### Georgia Inks Back-to-Back Top Classes

The Lady Bulldogs have signed top-20 classes in each of the last two recruiting cycles, with the No.18-ranked recruiting class in 2025 and the No. 16-ranked class in 2024. The 2025 group features Aubrey Beckham (Dacula, Georgia) -- a five-star, top-50 prospect and No. 2-ranked player in the state by ESPN. Jocelyn Faison (Atlanta) -- ranked No. 76 nationally No. 4 in Georgia by 247Sports.com. Zhen Craft (Waldorf, Maryland) and Megan Yarnevich (Ellicott City, Maryland) -- two four-star products from Maryland and Harissoum Coulibaly -- a talented guard from Paris, France.

Georgia's current freshman class ranked No. 16 nationally by ESPN.com in the final 2024 recruiting rankings. The Lady Bulldogs signed four ESPN top-100 players in a group that included guards Indya and Summer Davis (ranked No. 67 and 96, respectively), Trinity Turner (No. 74) and forward Mia Woolfolk (No. 71). Georgia's 2024 class ranked fifth best in the Southeastern Conference as the Lady Bulldogs were the only SEC program to ink four players all ranked in the ESPN top-100.

### Year Three for ABE and Staff

The 2024-25 season marks head coach Katie Abrahamson-Henderson's third year at Georgia. Coach ABE owns a career 415-195 (.685) record over her 20 seasons overall, during which her teams have won an impressive 16 conference championships. This current Georgia staff has been with her nearly every step of the way. Associate head coach Tahnee Balerio and assistant coaches Isoken Uzamere, Nykesha Sales and Ebone Henry-Harris have combined to work with Coach ABE for a total of 42 seasons.

### Double Trouble Dawgs

Indya and Summer Davis, twin sisters from Detroit, Mich., join a long line of twins to play for the Lady Bulldogs. Indya and Summer are the fourth pair to suit up for Georgia women's basketball, joining Camille and Miriam Lowe (1990-93), Kelly and Coco Miller (1998-01) and Kara and Kim Braxton (2002-04). Kelly and Coco were both named All-Americans by the WBB Journal during their careers at Georgia, while Kara Braxton earned All-America status from Full Court Press back in 2002.



## Trilingual Makolo

Makolo is fluent in three languages, including English, French and Lingala (a regional language of the Congo). Makolo was born in the Democratic Republic of the Congo and lived there until she moved to Canada at six years old.

## Turner Succeeds at Highest Level

Freshman guard Trinity Turner led Dr. Phillips High School to three straight Class 7A state titles during her prep days. For her efforts, she was a three-time Florida Dairy Farmers Class 7A Player of the Year and the 2023 Orlando Sentinel Player of the Year. During the 2024 season, Turner led her team in points, rebounds, steals, blocks and assists.

## First Verse for Georgia's Fifth Freshman

Arizona native Miyah Verse has seen the first action of her collegiate career after earning a redshirt last year. Verse played high school for national powerhouse Arizona Elite Prep and Mountain Ridge High School in Peoria, Ariz. The four-star prospect was ranked in ESPN's Super 60, which ranks the top 60 recruits nationally.

Verse's brother Jared is a rookie linebacker for the NFL's Los Angeles Rams. The former Florida State standout was a first-round pick in the 2024 NFL Draft, going to the Rams with the 19th overall selection.

## A Winning Tradition

Georgia women's basketball stands among the most elite programs in the SEC and the country. The Lady Bulldogs rank second in SEC history and 19th nationally with 1,080 all-time wins – one of just four league teams to reach the 1,000-victory mark (Tennessee, Georgia, LSU and South Carolina). Georgia also ranks second, only behind Tennessee, in total conference victories (344) and third, behind Tennessee and South Carolina, with seven league championships.

## Dawg Nation Shows Up to Set New Mark

During Georgia's game against LSU last year, 7,406 fans packed Stegeman Coliseum. It marked the largest crowd for a Georgia home game since 2012 (10,523 vs. Tennessee), spanning 11 seasons. It was Georgia's first crowd over 7,000 since the 2019 Elementary School Day Game against UCLA.

## Game-By-Game Specialty Stats (Georgia Total First)

| Opponent           | Paint          | Off T/O        | 2nd Ch.        | Fastbreak     | Bench          |
|--------------------|----------------|----------------|----------------|---------------|----------------|
| vs. NC Central     | 46-18          | 27-7           | 24-4           | 22-6          | 37-13          |
| vs. Houston        | 28-16          | 14-7           | 6-11           | 12-6          | 12-4           |
| vs. Furman         | 34-26          | 21-9           | 7-11           | 15-6          | 14-14          |
| vs. Ga. State      | 28-18          | 14-21          | 20-8           | 13-4          | 13-4           |
| at Ga. Tech        | 26-26          | 4-22           | 18-14          | 4-5           | 13-31          |
| vs. Tulsa          | 24-18          | 17-11          | 10-2           | 8-3           | 23-15          |
| vs. Penn State     | 18-36          | 20-14          | 7-15           | 6-3           | 23-10          |
| Prairie View       | 36-26          | 16-9           | 7-6            | 11-9          | 22-28          |
| vs. Hampton        | 36-28          | 15-32          | 16-11          | 5-8           | 23-28          |
| vs. Virginia Tech  | 36-26          | 19-9           | 7-15           | 2-7           | 16-10          |
| vs. UNCG           | 36-16          | 13-13          | 4-6            | 9-5           | 38-22          |
| vs. Clemson        | 34-38          | 11-9           | 6-8            | 7-2           | 35-28          |
| vs. Colorado State | 30-34          | 2-23           | 5-0            | 2-2           | 26-19          |
| vs. Ohio           | 44-22          | 26-6           | 19-2           | 12-8          | 47-10          |
| at Vanderbilt      | 48-34          | 8-26           | 23-15          | 12-15         | 34-14          |
| at Florida         | 32-32          | 12-27          | 4-4            | 6-4           | 22-13          |
| vs. Missouri       | 34-30          | 12-7           | 19-13          | 6-2           | 28-13          |
| <b>TOTAL</b>       | <b>572-442</b> | <b>251-252</b> | <b>202-145</b> | <b>152-95</b> | <b>426-276</b> |

## Game-by-Game Starters

| Opponent           | G          | G            | G            | F            | C            |
|--------------------|------------|--------------|--------------|--------------|--------------|
| vs. NC Central     | #0 Turner  | #1 Avinger   | #10 Flourmoy | #12 Makolo   | #33 Woolfolk |
| vs. Houston        | #0 Turner  | #1 Avinger   | #10 Flourmoy | #12 Makolo   | #30 Evans    |
| vs. Furman         | #0 Turner  | #1 Avinger   | #10 Flourmoy | #12 Makolo   | #30 Evans    |
| vs. Ga State       | #0 Turner  | #1 Avinger   | #10 Flourmoy | #12 Makolo   | #30 Evans    |
| at Georgia Tech    | #0 Turner  | #1 Avinger   | #12 Makolo   | #30 Evans    | #21 Diakhate |
| vs. Tulsa          | #0 Turner  | #10 Flourmoy | #12 Makolo   | #30 Evans    | #21 Diakhate |
| vs. Penn State     | #1 Avinger | #10 Flourmoy | #12 Makolo   | #30 Evans    | #21 Diakhate |
| vs. Prairie View   | #1 Avinger | #10 Flourmoy | #0 Turner    | #30 Evans    | #21 Diakhate |
| vs. Hampton        | #0 Turner  | #1 Avinger   | #23 Davis    | #30 Evans    | #21 Diakhate |
| vs. Virginia Tech  | #0 Turner  | #1 Avinger   | #23 Davis    | #12 Makolo   | #21 Diakhate |
| vs. UNCG           | #0 Turner  | #1 Avinger   | #23 Davis    | #12 Makolo   | #21 Diakhate |
| vs. Clemson        | #0 Turner  | #1 Avinger   | #23 Davis    | #12 Makolo   | #21 Diakhate |
| vs. Colorado State | #0 Turner  | #1 Avinger   | #23 Davis    | #12 Makolo   | #21 Diakhate |
| vs. Ohio           | #0 Turner  | #1 Avinger   | #12 Makolo   | #33 Woolfolk | #21 Diakhate |
| at Vanderbilt      | #0 Turner  | #1 Avinger   | #12 Makolo   | #33 Woolfolk | #21 Diakhate |
| at Florida         | #0 Turner  | #1 Avinger   | #23 S Davis  | #33 Woolfolk | #21 Diakhate |
| vs. Missouri       | #0 Turner  | #1 Avinger   | #23 S Davis  | #4 Verse     | #21 Diakhate |

## LAST MEETING: MISS STATE 76, GEORGIA 57 (2/8/24)



Official Basketball Box Score - Final  
Georgia at Mississippi St.  
2/28/24 Humphrey Coliseum, Starkville  
2023-24 Women's Basketball

Game Time: 6:32 PM  
Game Duration: 1:41  
Attendance: 6,137

Officials: Angelica Sullivan, Brian Garland, Sar Esho

| Georgia - 57 |                   |         | Record: 11-12 (2-8) |           |           |                       |              |         |                       |    |    |                 |     |                    |                          |           |       |          |       |  |
|--------------|-------------------|---------|---------------------|-----------|-----------|-----------------------|--------------|---------|-----------------------|----|----|-----------------|-----|--------------------|--------------------------|-----------|-------|----------|-------|--|
| NO.          | Name              | Min     | FG<br>M/A           | 3P<br>M/A | FT<br>M/A | Rebounds<br>OR DR TOT | Fouls<br>P F | TP      | AS                    | TO | ST | Blocks<br>BS BA | +/- | Shooting By Period |                          |           |       |          |       |  |
| 20           | Jordan Cole       | F 18:04 | 1-6                 | 0-0       | 2-4       | 5 2 7                 | 2 2          | 4       | 2                     | 2  | 0  | 1               | 2   | -5                 | 1st                      | FG% 7-13  | 53.8% |          |       |  |
| 35           | Javyn Nicholson   | G 33:52 | 9-17                | 0-0       | 0-0       | 3 4 7                 | 2 0          | 18      | 2                     | 3  | 0  | 1               | 0   | -14                | 3PT% 2-6                 | 33.3%     |       |          |       |  |
| 10           | De'Mauri Flournoy | G 39:17 | 3-15                | 2-13      | 2-2       | 0 2 2                 | 2 2          | 10      | 3                     | 3  | 0  | 0               | 2   | -17                | 3PT% 0-4                 | 75%       |       |          |       |  |
| 11           | Asia Avinger      | F 18:03 | 3-5                 | 2-3       | 2-2       | 0 0 0                 | 5 2          | 10      | 4                     | 2  | 0  | 0               | 0   | -4                 | 2nd                      | FG% 5-16  | 31.3% |          |       |  |
| 12           | Taniyah Thompson  | G 39:09 | 5-10                | 0-0       | 1-4       | 0 3 3                 | 1 3          | 11      | 0                     | 0  | 1  | 0               | 0   | -22                | 3PT% 1-5                 | 20.0%     |       |          |       |  |
| 1            | Chloe Chapman     | 10:31   | 0-1                 | 0-0       | 0-0       | 0 0 0                 | 2 0          | 0       | 1                     | 0  | 0  | 0               | 0   | -8                 | 3rd                      | FG% 6-14  | 42.9% |          |       |  |
| 33           | Destiny Thomas    | 23:23   | 1-2                 | 0-0       | 0-0       | 3 3 6                 | 0 1          | 2       | 2                     | 0  | 1  | 1               | 1   | -21                | 3PT% 1-2                 | 50.0%     |       |          |       |  |
| 21           | Fatima Diakhate   | 05:52   | 1-1                 | 0-0       | 0-0       | 0 1 1                 | 0 0          | 2       | 0                     | 1  | 0  | 0               | 0   | -1                 | 4th                      | FG% 0-3   | 0.0%  |          |       |  |
| 30           | Amiya Evans       | 00:49   | 0-0                 | 0-0       | 0-0       | 0 0 0                 | 0 0          | 0       | 0                     | 0  | 0  | 0               | 0   | 3                  | 3PT% 0-3                 | 0.0%      |       |          |       |  |
| 13           | Stefanie Ingram   | 13:00   | 0-2                 | 0-0       | 0-0       | 0 1 1                 | 1 0          | 2       | 0                     | 2  | 2  | 0               | 1   | -6                 | FG% 1-4                  | 66.7%     |       |          |       |  |
| Team         |                   |         |                     |           |           | 1 0 1                 |              | 0       | 2                     |    |    |                 |     |                    | GM                       | FG% 23-59 | 29.0% |          |       |  |
| Totals       |                   | 23:59   | 4-16                | 7-12      | 12 16 28  | 14 10 57              | 15 14 4      | 3 6 -19 | Technical Fouls: NONE |    |    |                 |     |                    |                          |           |       | 3PT% 4-6 | 25.0% |  |
|              |                   |         |                     |           |           |                       |              |         |                       |    |    |                 |     |                    | FT% 7-12                 | 58.3%     |       |          |       |  |
|              |                   |         |                     |           |           |                       |              |         |                       |    |    |                 |     |                    | Dead Ball Rebounds: 4, 0 |           |       |          |       |  |

| Mississippi St. - 76     |                      |         |       |      |     |          |       |    |    |    |    |        | Record: 20-5 (7-3) |     |     |     |     |     |     |     |     |     |     |     |  |
|--------------------------|----------------------|---------|-------|------|-----|----------|-------|----|----|----|----|--------|--------------------|-----|-----|-----|-----|-----|-----|-----|-----|-----|-----|-----|--|
| NO.                      | Name                 | Min     | FG    | 3P   | FT  | Rebounds | Fouls | TP | AS | TO | ST | Blocks | pts                | fga | 3pa | fta | pts | fga | 3pa | fta | pts | fga | 3pa | fta |  |
| 5                        | Eryn Barnum          | 28:10   | 8-12  | 1-1  | 1-2 | 3        | 3     | 6  | 3  | 2  | 18 | 2      | 2                  | 0   | 1   | 2   | 11  |     |     |     |     |     |     |     |  |
| 4                        | Jessika Carter       | 37:14   | 9-13  | 0-0  | 0-1 | 4        | 8     | 12 | 2  | 3  | 18 | 1      | 2                  | 0   | 0   | 0   | 19  |     |     |     |     |     |     |     |  |
| 2                        | Jerkaila Jordan      | 33:07   | 8-17  | 0-2  | 3-4 | 1        | 8     | 9  | 1  | 4  | 19 | 3      | 2                  | 4   | 4   | 0   | 20  |     |     |     |     |     |     |     |  |
| 3                        | Lauren Park-Lane     | 31:47   | 2-5   | 0-1  | 0-0 | 1        | 2     | 3  | 0  | 2  | 4  | 9      | 1                  | 0   | 0   | 0   | 13  |     |     |     |     |     |     |     |  |
| 21                       | Detresha Powe        | G 21:50 | 1-5   | 1-4  | 0-0 | 0        | 3     | 3  | 1  | 0  | 3  | 4      | 0                  | 1   | 0   | 1   | 8   |     |     |     |     |     |     |     |  |
| 0                        | Darriane Rogers      | 22:48   | 2-6   | 2-4  | 2-2 | 0        | 1     | 1  | 1  | 1  | 8  | 7      | 2                  | 1   | 0   | 0   | 21  |     |     |     |     |     |     |     |  |
| 14                       | Mjacle Sheppard      | 15:31   | 0-0   | 0-0  | 0-0 | 2        | 0     | 2  | 1  | 1  | 0  | 1      | 4                  | 1   | 0   | 0   | 8   |     |     |     |     |     |     |     |  |
| 22                       | Jasmine Brown-Hagger | 04:23   | 1-2   | 0-0  | 0-0 | 0        | 0     | 0  | 1  | 0  | 2  | 0      | 0                  | 1   | 0   | 0   | -4  |     |     |     |     |     |     |     |  |
| 24                       | Quanirah Montague    | 02:44   | 1-1   | 0-0  | 0-0 | 1        | 1     | 0  | 1  | 2  | 0  | 1      | 0                  | 1   | 0   | 1   | -2  |     |     |     |     |     |     |     |  |
| 1                        | Nyayongah Gony       | 02:28   | 1-2   | 0-1  | 0-0 | 0        | 0     | 0  | 0  | 0  | 2  | 0      | 0                  | 0   | 0   | 0   | 1   |     |     |     |     |     |     |     |  |
| Team                     |                      |         |       |      |     | 3        | 0     | 3  |    |    |    |        |                    |     |     |     |     |     |     |     |     |     |     |     |  |
| Totals                   |                      |         | 33:53 | 4-13 | 6-9 | 15       | 25    | 40 | 10 | 14 | 76 | 27     | 14                 | 8   | 6   | 3   | 19  |     |     |     |     |     |     |     |  |
| Technical Fouls: NONE    |                      |         |       |      |     |          |       |    |    |    |    |        |                    |     |     |     |     |     |     |     |     |     |     |     |  |
| Dead Ball Rebounds: 2, 0 |                      |         |       |      |     |          |       |    |    |    |    |        |                    |     |     |     |     |     |     |     |     |     |     |     |  |

|                  | UGA                      | MSU                       |
|------------------|--------------------------|---------------------------|
| Biggest lead     | 3 (1 <sup>st</sup> 8:49) | 22 (4 <sup>th</sup> 1:04) |
| Best Scoring Run | 7 (2 <sup>nd</sup> 8:50) | 9 (1 <sup>st</sup> 1:59)  |
| Lead Changes     | 4                        |                           |
| Times Tied       | 2                        |                           |
| Time with Lead   | 01:55                    | 37:10                     |

STARKVILLE, Miss. — Despite three players in double figures, led by a team-high 18 points and seven rebounds from Javyn Nicholson, the Georgia Lady Bulldog basketball team lost to the Mississippi State Bulldogs, 76-57, Thursday evening at Humphrey Coliseum.

Nicholson has now reached double figures in scoring in 22 of 23 games this season. Taniyah Thompson added 11 points, while De'Mauri Flournoy and Asia Avinger added 10 a piece.

Georgia returns home to host Vanderbilt at noon ET Sunday inside Stegeman Coliseum. It will be a special day in Athens, as the Lady Bulldogs pay tribute to their 1999 NCAA Final Four Team. The first 500 fans in attendance will receive a free Final Four t-shirt.

On Thursday, State hit six of its first eight shots from the field and built an early 12-10 lead in the first quarter. Nicholson quieted a 9-0 MSU run, sinking a 19-foot jumper to cut the damage to 21-14.

The State Bulldogs finished the first quarter shooting a blistering 65-percent from the field, but two Flournoy free-throws with .3 seconds on the clock kept Georgia close at 23-19 at the end of the first period.

Georgia got within two points in the second frame, but Avinger picked up her second foul, and the Lady Bulldogs allowed State to go on a 7-0 run. MSU's Jerkaila Jordan led the home team with 11 points help Mississippi State build a 39-30 halftime lead.

Nicholson heated up in the second half, scoring eight points in the first five minutes of the third quarter to cut State's lead to 45-38. That was as close as Georgia would get the rest of the way as MSU beat the Lady Bulldogs, 76-57.



Georgia unveiled its new court design this past fall. The updated court features a darker look with the classic standing Bulldog taking center stage.



Freshman Miyah Verse was named the SEC Co-Freshman of the Week on Dec. 31 following her first career double-double with a career-high 15 points and 11 rebounds against Ohio.



## THE LAST TIME GEORGIA

### Scored 100 points or more:

Dec. 22, 2020 - Georgia 107, App State 44

### Scored 115 points or more:

Nov. 22, 1998 - Georgia 118, Oral Roberts 64

### Scored less than 50 points:

Dec. 20, 2022 - West Va. 49, Georgia 45

### Scored 50 points in a half:

Jan. 2, 2025 -- Vandy 108, Georgia 82  
(53 in the second half)

### Allowed 100 points:

Jan. 2, 2025 -- Vandy 108, Georgia 82

### Held opponent to 40 points or less:

Feb. 16, 2023 - Georgia 50, Kentucky 40

### Held opponent to 20 or less points in a half:

Dec. 28, 2024 -- Georgia 83, Ohio 50  
(18 in the first half)

### Shot better than 60% from the field:

Feb. 5, 2023 - Georgia 79, Vanderbilt 61 (66.7%)

### Won an overtime game:

Dec. 16, 2021 - #14 Georgia 82, #2 NC State 80

### Lost an overtime game:

Nov. 14, 2024 -- GA State 66, Georgia 20

### Played a double-overtime game:

Feb. 5, 2017 - UGA 81, No. 25 Tennessee 78 (2OT)

### Played a triple-overtime game:

Never

### Played a quadruple-overtime game:

Never

### Had at least 20 steals in a game:

Nov. 25, 2014 - vs. Georgia Southern (23)

### Forced 30 turnovers in a game:

Nov. 30, 2011 - vs. S.C. State (30)

### Had a player score 30 points:

Feb. 28, 2021 -- Jenna Staiti (30) at Florida

### Had a player score 40 points:

Dec. 6, 1997 - Coco Miller (45) vs. Charleston Southern

### Had a player grab 15 rebounds:

Feb. 9, 2020 - Jenna Staiti (15) at Florida

### Had a player grab 20 rebounds:

Dec. 4, 1986 - Katrina McClain (22) vs. Valdosta State

### Had a player dish out 10 or more assists

Dec. 30, 2023 - Asia Avinger vs. Wofford (10)

### Had a player block five shots:

Feb. 17, 2022 - Malury Bates (5) vs. Missouri

### Had a player block 10 shots:

March 19, 1995 - Tracy Henderson (10) vs. Louisville

### Had a player with seven or more steals in a game:

Nov. 30, 2023 vs. Duke -- Destiny Thomas with 7

### Had two players record a double-double in same game:

Nov. 4, 2024 vs. NC Central -- Mia Woolfolk (18 pts., 13 rebs) and Amiya Evans (10 pts., 10 rebs.)

### Had a player record a triple-double:

Nov. 15, 2015 vs. Stetson - Shacobia Barbee vs. Stetson; 10 pts., 13 rebs., 10 assists

### Had a player record a double-double in back-to-back games:

Amiya Evans -- 10 pts., 10 rebs. vs. NC Central; 15 pts., 10 rebs. vs. Houston (11/4-11/8, 2024)

### Had a player record a double-double in three consecutive games:

Javyn Nicholson -- six straight in 2024

### Had two players score 20 points in a game:

Dec. 16, 2021 -- J. Staiti (21), Q. Morrison (20) vs. NC State

### Had five or more players score in double figures:

Nov. 4, 2024 vs. NC Central -- Woolfolk (18), Turner (15), Makolo (10), Evans (10), Summer Davis (11)

### Beat a top-5 team

Dec. 16, 2021 - #14/17 Georgia 82, #2 NC State 80

### Beat a ranked opponent at home:

Feb. 21, 2021 -- #22 Georgia 57, #21 Tennessee 55

### Beat a ranked opponent on the road:

Jan. 30, 2022 - #15 Georgia 62, #24 Ole Miss 52

### Beat a ranked opponent on a neutral court:

March 6, 2021 - #16 Georgia 74, #2 Texas A&M 68 (SEC Tournament - Greenville, S.C)

## GEORGIA'S RECORD WHEN

|                                 |     |
|---------------------------------|-----|
| Overall Record.....             | 9-8 |
| Home Games.....                 | 7-3 |
| Road Games.....                 | 0-3 |
| Neutral Site Games.....         | 2-2 |
| SEC Games.....                  | 1-2 |
| Home Games.....                 | 1-0 |
| Road Games.....                 | 0-2 |
| SEC Tournament Games.....       | 0-0 |
| Non-Conference Games.....       | 8-6 |
| Home Games.....                 | 6-3 |
| Road Games.....                 | 0-1 |
| Neutral Site Games.....         | 2-2 |
| November Games.....             | 5-4 |
| December Games.....             | 3-2 |
| January Games.....              | 1-2 |
| February Games.....             | 0-0 |
| March Games.....                | 0-0 |
| Monday Games.....               | 3-0 |
| Tuesday Games.....              | 1-0 |
| Wednesday Games.....            | 0-1 |
| Thursday Games.....             | 3-2 |
| Friday Games.....               | 1-1 |
| Saturday Games.....             | 1-1 |
| Sunday Games.....               | 1-3 |
| Day Games.....                  | 3-5 |
| Night Games.....                | 6-3 |
| Overtime Games.....             | 0-0 |
| Leading at Halftime.....        | 9-1 |
| Trailing at Halftime.....       | 0-7 |
| Tied at Halftime.....           | 0-0 |
| Shot 40% or Better FG.....      | 8-5 |
| Shot Less Than 40% FG.....      | 1-3 |
| Opp. Shot 40% or Better FG..... | 2-7 |
| Opp. Shot Less Than 40% FG..... | 7-1 |
| Led In Rebounds.....            | 7-5 |
| Trailed In Rebounds.....        | 2-2 |
| Tied In Rebounds.....           | 0-1 |
| Committed Fewer Turnovers.....  | 6-1 |
| Committed More Turnovers.....   | 2-7 |
| Committed Same Turnovers.....   | 1-0 |
| Scored 0-49 Points.....         | 0-1 |
| Scored 50-59 Points.....        | 1-2 |
| Scored 60-69 Points.....        | 2-3 |
| Scored 70-79 Points.....        | 4-1 |
| Scored 80-89 Points.....        | 1-1 |
| Scored 90+ Points.....          | 1-0 |
| Allowed 0-49 Points.....        | 3-0 |
| Allowed 50-59 Points.....       | 3-0 |
| Allowed 60-69 Points.....       | 2-2 |
| Allowed 70-79 Points.....       | 1-4 |
| Allowed 80-89 Points.....       | 0-1 |
| Allowed 90+ Points.....         | 0-1 |



## Game 1: Georgia 96, NC Central 52

Nov. 4, 2024 | Stegeman Coliseum | Athens



Official Basketball Box Score - Final  
N.C. Central at Georgia  
11/04/24 Stegeman Coliseum, Athens  
2024-25 Women's Basketball

Game Time: 5:00 PM  
Game Duration: 1:59  
Attendance: 2,588

Officials: Eric Brewton, Kristen Bell, Royce Blevins

N.C. Central - 52

Record: 0-1

| NO. Name            | Min     | FG    | 3P   | FT   | Rebounds  | Fouls | TP | AS | TO | ST | Blocks | +/- | Shooting By Period |
|---------------------|---------|-------|------|------|-----------|-------|----|----|----|----|--------|-----|--------------------|
|                     |         | Min   | M-A  | M-A  | OR DR TOT | PF    |    |    |    |    | BS BA  |     | 1st FG% 4-13 30.8% |
| 3 Morgan Callahan   | F 37:46 | 4-12  | 0-0  | 0-0  | 0 9 9     | 3     | 0  | 8  | 2  | 7  | 2      | 1   | -41                |
| 15 Dianna Blake     | F 24:44 | 2-4   | 0-1  | 0-0  | 0 4 4     | 0     | 2  | 4  | 0  | 0  | 1      | 0   | -24                |
| 0 Aysia Hinton      | G 08:34 | 0-1   | 0-1  | 0-0  | 0 0 0     | 0     | 0  | 1  | 2  | 0  | 0      | 0   | -10                |
| 5 Kyla Bryant       | G 36:50 | 6-16  | 2-7  | 4-6  | 1 4 5     | 3     | 8  | 18 | 1  | 5  | 0      | 0   | -47                |
| 10 Shakira Foster   | G 27:13 | 3-8   | 2-4  | 1-2  | 0 1 1     | 3     | 2  | 9  | 0  | 1  | 1      | 0   | -19                |
| 13 Terriana Gray    | 31:57   | 2-9   | 0-1  | 1-2  | 0 1 1     | 3     | 2  | 5  | 6  | 3  | 1      | 0   | -35                |
| 33 Nijah Cunningham | 00:48   | 0-0   | 0-0  | 0-0  | 0 0 0     | 0     | 0  | 0  | 0  | 0  | 0      | 0   | -2                 |
| 2 Victoria Morris   | 08:56   | 0-0   | 0-0  | 0-0  | 0 0 0     | 0     | 0  | 0  | 1  | 1  | 0      | 0   | -18                |
| 12 Jada Tiggett     | 11:16   | 3-4   | 0-0  | 0-2  | 1 2 3     | 5     | 2  | 6  | 0  | 0  | 0      | 1   | -4                 |
| 11 LaNiya Scales    | 06:48   | 0-1   | 0-1  | 0-0  | 0 1 1     | 2     | 0  | 0  | 0  | 0  | 0      | 0   | -10                |
| 21 Bradyn Griffin   | 04:09   | 1-3   | 0-0  | 0-1  | 0 0 0     | 3     | 1  | 2  | 1  | 1  | 0      | 0   | -10                |
| 1 Jada Creech       | 00:59   | 0-0   | 0-0  | 0-0  | 0 0 0     | 0     | 0  | 0  | 0  | 0  | 0      | 0   | -2                 |
| Team                |         |       |      |      | 1 2 3     | 0     | 0  | 1  |    |    |        |     |                    |
| Totals              |         | 21-58 | 4-15 | 6-13 | 3 24 27   | 25    | 17 | 52 | 11 | 21 | 5      | 2   | -44                |

Technical Fouls: NONE

Dead Ball Rebounds: 5.2

Georgia - 96

Record: 1-0

| NO. Name             | Min     | FG    | 3P   | FT    | Rebounds  | Fouls | TP | AS | TO | ST | Blocks | +/- | Shooting By Period |
|----------------------|---------|-------|------|-------|-----------|-------|----|----|----|----|--------|-----|--------------------|
|                      |         | Min   | M-A  | M-A   | OR DR TOT | PF    |    |    |    |    | BS BA  |     | 1st FG% 9-20 45.0% |
| 33 Mia Woolfolk      | F 18:45 | 4-10  | 0-0  | 10-10 | 7 6 13    | 2     | 7  | 18 | 0  | 1  | 0      | 0   | 21                 |
| 0 Trinity Turner     | G 21:28 | 4-8   | 1-1  | 6-6   | 0 6 6     | 1     | 4  | 15 | 0  | 2  | 3      | 0   | 32                 |
| 1 Asia Avinger       | G 22:42 | 3-4   | 0-1  | 2-2   | 0 3 3     | 5     | 4  | 8  | 6  | 2  | 5      | 0   | 37                 |
| 10 De'Mauri Flournoy | G 27:18 | 3-15  | 2-10 | 0-0   | 0 3 3     | 3     | 1  | 8  | 3  | 1  | 2      | 0   | 19                 |
| 12 Roxane Makolo     | G 24:49 | 3-5   | 0-0  | 4-4   | 1 3 4     | 1     | 2  | 10 | 3  | 2  | 0      | 0   | 12                 |
| 30 Amiya Evans       | 23:01   | 5-9   | 0-0  | 0-0   | 8 2 10    | 4     | 1  | 10 | 0  | 3  | 0      | 1   | 28                 |
| 4 Miyah Verse        | 23:45   | 3-12  | 0-0  | 3-8   | 4 6 10    | 0     | 6  | 9  | 0  | 0  | 2      | 0   | 22                 |
| 24 Indya Davis       | 17:02   | 3-5   | 1-2  | 0-0   | 2 2 4     | 0     | 1  | 7  | 2  | 2  | 0      | 0   | 19                 |
| 23 Summer Davis      | 21:10   | 4-10  | 3-6  | 0-0   | 0 5 5     | 0     | 0  | 11 | 4  | 1  | 1      | 1   | 30                 |
| Team                 |         |       |      |       | 1 0 1     | 0     | 0  |    |    |    |        |     |                    |
| Totals               |         | 32-78 | 7-20 | 25-30 | 23 36 59  | 17    | 25 | 96 | 16 | 14 | 13     | 2   | -44                |

Technical Fouls: NONE

Dead Ball Rebounds: 2.0

|                  | NCCU                     | UGA                       |
|------------------|--------------------------|---------------------------|
| Biggest lead     | 3 (1 <sup>st</sup> 8:37) | 50 (4 <sup>th</sup> 5:21) |
| Best Scoring Run | 6 (3 <sup>rd</sup> 5:24) | 14 (4 <sup>th</sup> 8:22) |
| Lead Changes     | 1                        |                           |
| Times Tied       | 2                        |                           |
| Time with Lead   | 01:10                    | 36:54                     |

## Game 3: Georgia 74, Furman 46

Nov. 10, 2024 | Stegeman Coliseum | Athens



Official Basketball Box Score - Final  
Furman at Georgia  
11/10/24 Stegeman Coliseum, Athens  
2024-25 Women's Basketball

Game Time: 1:00 PM  
Game Duration: 1:56  
Attendance: 1,863

Officials: Katie Lukanich, Ashlee Goode, Maria Gearhart

Furman - 46

Record: 2-1

| NO. Name            | Min     | FG    | 3P   | FT    | Rebounds  | Fouls | TP | AS | TO | ST | Blocks | +/- | Shooting By Period |
|---------------------|---------|-------|------|-------|-----------|-------|----|----|----|----|--------|-----|--------------------|
|                     |         | Min   | M-A  | M-A   | OR DR TOT | PF    |    |    |    |    | BS BA  |     | 1st FG% 4-14 28.6% |
| 42 Katie Johnson    | F 24:01 | 7-11  | 0-0  | 4-4   | 3 2 5     | 4     | 3  | 18 | 0  | 5  | 0      | 0   | -15                |
| 1 Bailey LaChance   | G 22:02 | 3-6   | 1-3  | 0-0   | 0 6 6     | 2     | 1  | 7  | 2  | 3  | 1      | 0   | -6                 |
| 4 Tate Walters      | G 23:56 | 2-9   | 1-3  | 0-0   | 0 6 6     | 1     | 5  | 2  | 3  | 2  | 0      | 0   | -11                |
| 20 Sydney Ryan      | G 25:31 | 0-4   | 0-3  | 2-4   | 0 0 0     | 2     | 3  | 1  | 2  | 0  | 0      | 0   | -22                |
| 21 Niveya Henley    | G 24:09 | 0-8   | 0-2  | 0-0   | 0 0 0     | 1     | 0  | 1  | 2  | 2  | 0      | 0   | -16                |
| 14 Hanna Hansson    | 09:24   | 0-0   | 0-0  | 0-0   | 0 1 1     | 1     | 0  | 0  | 0  | 0  | 0      | 0   | -7                 |
| 2 Clare Coyle       | 21:04   | 3-3   | 0-0  | 0-0   | 1 6 7     | 4     | 0  | 6  | 0  | 1  | 0      | 1   | -12                |
| 5 Raina McGowens    | 16:12   | 1-4   | 0-2  | 2-2   | 0 1 1     | 3     | 4  | 0  | 1  | 0  | 0      | 0   | -18                |
| 10 Chantelle Stuart | 15:35   | 1-5   | 0-2  | 0-4   | 0 2 2     | 1     | 2  | 4  | 2  | 3  | 0      | 0   | -20                |
| 24 Jaelynn Acker    | 18:06   | 0-5   | 0-5  | 0-0   | 0 1 1     | 1     | 1  | 0  | 0  | 0  | 1      | 0   | -13                |
| Team                |         |       |      |       | 5 3 8     | 0     | 0  |    |    |    |        |     |                    |
| Totals              |         | 17-55 | 2-20 | 10-14 | 9 28 37   | 24    | 14 | 46 | 7  | 21 | 6      | 1   | -28                |

Technical Fouls: NONE

Dead Ball Rebounds: 3.0

Georgia - 74

Record: 3-0

| NO. Name             |   | Min   | FG    | 3P   | FT    | Rebounds |    | Fouls | TP | AS | TO | ST | Blocks |    | +/- | Shooting By Period    |    |         |       |        |
|----------------------|---|-------|-------|------|-------|----------|----|-------|----|----|----|----|--------|----|-----|-----------------------|----|---------|-------|--------|
|                      |   |       | M-A   | M-A  | M-A   | OR       | DR | TOT   |    |    |    |    | PF     | FF |     | BS                    | BA | 1st FG% | 6-13  | 46.2%  |
| 30 Amiya Evans       | F | 33:09 | 3-7   | 0-0  | 4-5   | 4        | 5  | 9     | 2  | 5  | 10 | 2  | 1      | 3  | 1   | 0                     | 22 | 3PT%    | 0-5   | 0.0%   |
| 0 Trinity Turner     | G | 33:57 | 5-19  | 1-3  | 0-0   | 3        | 3  | 6     | 1  | 3  | 11 | 1  | 0      | 3  | 0   | 0                     | 30 | FT%     | 3-6   | 50.0%  |
| 1 Asia Avinger       | G | 31:55 | 4-8   | 1-4  | 8-9   | 2        | 2  | 4     | 1  | 6  | 17 | 2  | 4      | 1  | 0   | 1                     | 19 | 2nd FG% | 5-18  | 27.8%  |
| 10 De'Mauri Flournoy | G | 31:25 | 7-13  | 2-6  | 2-2   | 1        | 5  | 6     | 4  | 2  | 18 | 2  | 2      | 1  | 0   | 0                     | 17 | 3PT%    | 1-5   | 20.0%  |
| 12 Roxane Makolo     | G | 29:57 | 1-7   | 0-3  | 2-4   | 2        | 2  | 4     | 1  | 6  | 4  | 1  | 2      | 0  | 0   | 0                     | 19 | FT%     | 5-6   | 83.3%  |
| 23 Summer Davis      |   | 20:15 | 4-7   | 2-5  | 0-0   | 0        | 6  | 6     | 0  | 0  | 10 | 1  | 1      | 2  | 0   | 0                     | 18 | 1st FG% | 7-19  | 36.8%  |
| 4 Miyah Verse        |   | 09:26 | 2-3   | 0-0  | 0-2   | 2        | 1  | 3     | 5  | 2  | 4  | 1  | 1      | 0  | 0   | 0                     | 8  | 3PT%    | 1-3   | 33.3%  |
| 24 Indya Davis       |   | 09:56 | 0-2   | 0-0  | 0-0   | 0        | 1  | 1     | 0  | 0  | 1  | 0  | 0      | 0  | 0   | 0                     | 7  | FT%     | 4-4   | 100.0% |
| Team                 |   |       |       |      |       | 0        | 5  | 5     |    |    |    | 0  | 0      |    |     |                       |    | 4th FG% | 8-16  | 50.0%  |
| Totals               |   |       | 26-66 | 6-21 | 16-22 | 14       | 30 | 44    | 14 | 24 | 74 | 11 | 11     | 10 | 1   | 1                     | 28 | 3PT%    | 4-8   | 50.0%  |
|                      |   |       |       |      |       |          |    |       |    |    |    |    |        |    |     | Technical Fouls: NONE |    | FT%     | 4-6   | 66.7%  |
|                      |   |       |       |      |       |          |    |       |    |    |    |    |        |    |     |                       |    | GM FG%  | 26-66 | 39.4%  |
|                      |   |       |       |      |       |          |    |       |    |    |    |    |        |    |     |                       |    | 3PT%    | 6-21  | 28.6%  |
|                      |   |       |       |      |       |          |    |       |    |    |    |    |        |    |     |                       |    | FT%     | 16-22 | 72.7%  |

Technical Fouls: NONE

Dead Ball Rebounds: 4.0

|                  | FUR                      | UGA                       |
|------------------|--------------------------|---------------------------|
| Biggest lead     | 3 (1 <sup>st</sup> 9:40) | 29 (4 <sup>th</sup> 3:09) |
| Best Scoring Run | 6 (2 <sup>nd</sup> 4:26) | 14 (3 <sup>rd</sup> 5:16) |
| Lead Changes     | 3                        |                           |
| Times Tied       | 0                        |                           |
| Time with Lead   | 04:27                    | 35:13                     |

## Game 2: Georgia 61, Houston 47

Nov. 8, 2023 | Stegeman Coliseum | Athens



Official Basketball Box Score - Final  
Houston at Georgia  
11/08/24 Stegeman Coliseum, Athens  
2024-25 Women's Basketball

Game Time: 6:00 PM  
Game Duration: 1:52  
Attendance: 1,739

Officials: Roy Gulbayar, Fatou Stephens, Brian Hall

Houston - 47

Record: 0-2

| NO. Name            | Min     | FG    | 3P   | FT    | Rebounds  | Fouls | TP | AS | TO | ST | Blocks | +/- | Shooting By Period |
|---------------------|---------|-------|------|-------|-----------|-------|----|----|----|----|--------|-----|--------------------|
|                     |         | Min   | M-A  | M-A   | OR DR TOT | PF    |    |    |    |    | BS BA  |     | 1st FG% 2-14 14.3% |
| 0 Lailani Augmon    | F 34:47 | 2-9   | 2-5  | 1-2   | 0 8 8     | 1     | 2  | 7  | 0  | 2  | 0      | 1   | -15                |
| 42 Peyton McFarland | F 30:50 | 3-5   | 0-0  | 2-4   | 2 4 6     | 1     | 4  | 8  | 0  | 0  | 1      | 0   | -24                |
| 2 Kierra Merchant   | G 23:19 | 0-4   | 0-1  | 0-0   | 1 1 2     | 4     | 1  | 0  | 2  | 2  | 3      | 0   | -5                 |
| 24 Eyllia Love      | G 36:26 | 7-21  | 2-7  | 1-2   | 3 6 9     | 3     | 1  | 17 | 0  | 3  | 1      | 0   | -5                 |
| 25 Ashley Chevalier | G 24:03 | 0-4   | 0-1  | 3-4   | 0 0 0     | 1     | 3  | 3  | 3  | 0  | 0      | 0   | -19                |
| 3 Gia Cooke         | 33:41   | 2-12  | 0-3  | 4-6   | 1 2 3     | 3     | 4  | 8  | 1  | 3  | 0      | 0   | -5                 |
| 8 Summer Bostock    | 16:54   | 1-6   | 1-4  | 1-2   | 1 5 6     | 0     | 1  | 4  | 0  | 1  | 0      | 1   | 3                  |
| Team                |         |       |      |       | 2 3 5     | 0     | 0  | 2  |    |    |        |     |                    |
| Totals              |         | 15-61 | 5-21 | 12-20 | 10 29 39  | 13    | 16 | 47 | 6  | 13 | 5      | 2   | -14                |

Technical Fouls: NONE

Dead Ball Rebounds: 2.0

Georgia - 61

Record: 2-0

| NO. Name             | Min     | FG    | 3P   | FT  | Rebounds  | Fouls | TP | AS | TO | ST | Blocks | +/- | Shooting By Period |
|----------------------|---------|-------|------|-----|-----------|-------|----|----|----|----|--------|-----|--------------------|
|                      |         | Min   | M-A  | M-A | OR DR TOT | PF    |    |    |    |    | BS BA  |     | 1st FG% 7-16 43.8% |
| 30 Amiya Evans       | F 33:35 | 7-10  | 0-0  | 0-0 | 2 8 10    | 3     | 2  | 14 | 0  | 1  | 0      | 2   | 19                 |
| 0 Trinity Turner     | G 37:27 | 5-16  | 1-5  | 1-2 | 1 6 7     | 0     | 2  | 12 | 6  | 2  | 3      | 0   | 13                 |
| 1 Asia Avinger       | G 29:59 | 5-6   | 3-3  | 0-0 | 0 3 3     | 4     | 1  | 13 | 2  | 6  | 0      | 0   | 24                 |
| 10 De'Mauri Flournoy | G 37:57 | 2-8   | 2-5  | 0-0 | 0 6 6     | 3     | 0  | 6  | 3  | 3  | 0      | 0   | 15                 |
| 12 Roxane Makolo     | G 35:07 | 3-10  | 1-1  | 5-7 | 0 7 7     | 2     | 6  | 12 | 0  | 1  | 2      | 0   | 15                 |
| 4 Miyah Verse        | 14:20   | 2-6   | 0-0  | 0-0 | 2 5 7     | 4     | 2  | 4  | 1  | 1  | 0      | 0   | -7                 |
| 23 Summer Davis      | 08:31   | 0-0   | 0-0  | 0-0 | 0 0 0     | 0     | 0  | 0  | 0  | 1  | 0      | 0   | -3                 |
| 24 Indya Davis       | 03:04   | 0-1   | 0-0  | 0-0 | 0 0 0     | 0     | 0  | 0  | 0  | 0  | 0      | 0   | -6                 |
| Team                 |         |       |      |     | 0 1 1     | 0     | 0  | 1  |    |    |        |     |                    |
| Totals               |         | 24-57 | 7-14 | 6-9 | 5 36 41   | 16    | 13 | 61 | 12 | 16 | 5      | 2   | -14                |

Technical Fouls: NONE

Dead Ball Rebounds: 2.1

|                  | Hou                       | UGA                       |
|------------------|---------------------------|---------------------------|
| Biggest lead     | 0 (1 <sup>st</sup> 10:00) | 16 (4 <sup>th</sup> 3:10) |
| Best Scoring Run | 9 (3 <sup>rd</sup> 1:53)  | 11 (1 <sup>st</sup> 3:00) |
| Lead Changes     | 0                         |                           |
| Times Tied       | 0                         |                           |
| Time with Lead   | 00:00                     | 39:45                     |

## Game 4: Georgia 66, GA State 60

Nov. 14, 2024 | Stegeman Coliseum | Athens



Official Basketball Box Score - Final  
Georgia St. at Georgia  
11/14/24 Stegeman Coliseum, Athens  
2024-25 Women's Basketball

Game Time: 6:00 PM  
Game Duration: 1:47  
Attendance: 1,472

Officials: Gina Cross, Stephanie Barksdale, Jeff Wooten

Georgia St. - 66

Record: 2-2

| NO. Name             | Min     | FG   | 3P  | FT  | Rebounds  | Fouls | TP | AS | TO | ST | Blocks | +/- | Shooting By Period |
|----------------------|---------|------|-----|-----|-----------|-------|----|----|----|----|--------|-----|--------------------|
|                      |         | Min  | M-A | M-A | OR DR TOT | PF    |    |    |    |    | BS BA  |     | 1st FG% 7-17 41.2% |
| 10 Eden Johnson      | F 25:10 | 0-3  | 0-2 | 0-0 | 0 5 5     | 2     | 0  | 0  | 1  | 1  | 0      | 1   | 10                 |
| 25 Mahogany Matthews | F 32:53 | 4-9  | 0-1 | 0-0 | 1 2 3     | 3     | 4  | 8  | 2  | 0  | 0      | 1   | 11                 |
| 22 Mikyla Tolvert    | G 28:56 | 8-17 | 4-9 | 3-4 | 2 1 3     | 2     | 23 | 1  | 5  | 0  | 0      | 0   | -6                 |
| 22 Mya Williams      | G 35:52 | 5-14 | 3-9 | 1-2 | 1 0 1     | 3     | 5  | 14 | 3  | 3  | 2      | 0   | 8                  |
| 30 Crystal Henderson | G 38:20 | 5-7  | 5-7 | 2-2 | 0 4 4     | 3     | 1  | 17 | 5  | 2  | 3      | 0   | 7                  |

## Game 5: Georgia Tech 83, Georgia 67

Nov. 17, 2024 | McCamish Pavilion | Atlanta

Official Basketball Box Score - Final  
Georgia at Georgia Tech  
11/17/24 McCamish Pavilion, Atlanta  
Georgia Tech vs. Georgia

Game Time: 2:00 PM  
Game Duration: 1:56  
Attendance: 2,551

Officials: Joseph Vaszily, Angelica Suffren, Billy Smith

| Georgia - 67        |         |       |      |       |           |       |    |    |    |    |        |       |
|---------------------|---------|-------|------|-------|-----------|-------|----|----|----|----|--------|-------|
| Record: 3-2         |         |       |      |       |           |       |    |    |    |    |        |       |
| NO. Name            | Min     | FG    | 3P   | FT    | Rebounds  | Fouls | TP | AS | TO | ST | Blocks | +/-   |
|                     |         | M-A   | M-A  | M-A   | OR DR TOT | PF    |    |    |    |    | BS BA  |       |
| 30 Amiya Evans      | F 29:39 | 2-3   | 0-0  | 2-2   | 4 7 11    | 4     | 3  | 6  | 1  | 4  | 0      | 1 -17 |
| 21 Fatima Diakhate  | C 22:37 | 1-7   | 0-0  | 2-2   | 2 0 2     | 1     | 1  | 4  | 0  | 2  | 0      | 0 -5  |
| 0 Trinity Turner    | G 38:28 | 11-26 | 5-10 | 1-1   | 1 4 5     | 4     | 1  | 28 | 3  | 4  | 0      | 0 -16 |
| 1 Asia Avinger      | G 34:59 | 2-8   | 1-3  | 0-0   | 1 4 5     | 2     | 0  | 5  | 2  | 3  | 2      | 0 -15 |
| 12 Roxane Makolo    | G 25:47 | 3-6   | 0-1  | 5-8   | 0 2 2     | 1     | 4  | 11 | 1  | 1  | 0      | 0 -3  |
| 10 DeMauri Flournoy | G 27:09 | 5-9   | 1-4  | 0-0   | 0 1 1     | 3     | 1  | 11 | 2  | 0  | 0      | 0 -12 |
| 4 Miyah Verse       | 18:48   | 1-1   | 0-0  | 0-0   | 5 2 7     | 1     | 0  | 2  | 1  | 0  | 1      | 0 -1  |
| 24 Indya Davis      | 02:33   | 0-0   | 0-0  | 0-0   | 0 0 0     | 0     | 0  | 0  | 0  | 0  | 0      | 0 -11 |
| Team                |         |       |      |       | 1 2 3     |       |    | 0  |    |    |        |       |
| Totals              |         | 25-60 | 7-18 | 10-13 | 14 22 36  | 16    | 10 | 67 | 10 | 14 | 5      | 1 -16 |

Technical Fouls: NONE

| Georgia Tech - 83   |         |       |       |       |           |       |    |    |    |    |        |      |
|---------------------|---------|-------|-------|-------|-----------|-------|----|----|----|----|--------|------|
| Record: 4-0         |         |       |       |       |           |       |    |    |    |    |        |      |
| NO. Name            | Min     | FG    | 3P    | FT    | Rebounds  | Fouls | TP | AS | TO | ST | Blocks | +/-  |
|                     |         | M-A   | M-A   | M-A   | OR DR TOT | PF    |    |    |    |    | BS BA  |      |
| 0 Zoehsa Smith      | F 21:22 | 1-5   | 0-0   | 6-8   | 1 5 6     | 3     | 4  | 8  | 0  | 1  | 0      | 0 22 |
| 20 Ariadna Termis   | C 31:07 | 4-12  | 2-7   | 0-0   | 0 3 3     | 2     | 2  | 10 | 3  | 0  | 0      | 0 14 |
| 5 Tonie Morgan      | G 31:53 | 3-9   | 1-2   | 0-0   | 1 3 4     | 0     | 2  | 7  | 7  | 1  | 1      | 1 21 |
| 22 Ines Noguero     | G 08:34 | 1-3   | 0-2   | 0-0   | 0 1 1     | 0     | 0  | 2  | 1  | 0  | 0      | 0 -2 |
| 25 Kara Dunn        | G 37:31 | 10-15 | 4-7   | 1-1   | 6 3 9     | 2     | 3  | 25 | 2  | 1  | 1      | 0 16 |
| 1 Chazadi Wright    | 17:41   | 0-3   | 0-3   | 3-3   | 0 0 0     | 2     | 1  | 3  | 1  | 2  | 0      | 0 1  |
| 3 Dani Carnegie     | 30:00   | 7-18  | 4-10  | 2-2   | 3 5 8     | 0     | 3  | 20 | 3  | 1  | 1      | 0 10 |
| 13 Kayla Blackshear | 21:52   | 4-6   | 0-1   | 0-0   | 2 1 3     | 1     | 1  | 8  | 0  | 0  | 2      | 0 -2 |
| Team                |         |       |       |       | 2 0 2     |       |    | 0  |    |    |        |      |
| Totals              |         | 30-71 | 11-32 | 12-14 | 15 21 36  | 10    | 16 | 83 | 17 | 6  | 5      | 1 16 |

Technical Fouls: NONE

|                  |                           | UGA                       | GT |
|------------------|---------------------------|---------------------------|----|
| Biggest lead     | 4 (2 <sup>nd</sup> 8:33)  | 16 (4 <sup>th</sup> 0:19) |    |
| Best Scoring Run | 10 (2 <sup>nd</sup> 1:16) | 11 (3 <sup>rd</sup> 4:24) |    |
| Lead Changes     | 11                        |                           |    |
| Times Tied       | 8                         |                           |    |
| Time with Lead   | 05:45                     | 27:47                     |    |

|                       |    | UGA | GT |
|-----------------------|----|-----|----|
| Points from Turnovers | 4  | 22  |    |
| Paint                 | 26 | 26  |    |
| Second Chance         | 18 | 14  |    |
| Fast Breaks           | 4  | 5   |    |
| Bench                 | 13 | 31  |    |

| Period by Period Scoring |     |     |     |     |     |
|--------------------------|-----|-----|-----|-----|-----|
|                          | 1st | 2nd | 3rd | 4th | TOT |
| UGA                      | 24  | 15  | 14  | 14  | 67  |
| GT                       | 22  | 19  | 17  | 25  | 83  |

|                     |       | UGA   | GT |
|---------------------|-------|-------|----|
| Shooting By Period  |       |       |    |
| 1 <sup>st</sup> FG% | 6-16  | 37.5% |    |
| 3PT%                | 3-9   | 33.3% |    |
| FT%                 | 1-1   | 100%  |    |
| 2 <sup>nd</sup> FG% | 6-17  | 35.3% |    |
| 3PT%                | 4-9   | 44.4% |    |
| FT%                 | 3-3   | 100%  |    |
| 3 <sup>rd</sup> FG% | 7-22  | 31.8% |    |
| 3PT%                | 3-11  | 27.3% |    |
| FT%                 | 0-0   | 0%    |    |
| 4 <sup>th</sup> FG% | 8-12  | 66.7% |    |
| 3PT%                | 1-3   | 33.3% |    |
| FT%                 | 8-10  | 80%   |    |
| GM FG%              | 30-71 | 42.3% |    |
| 3PT%                | 11-32 | 34.4% |    |
| FT%                 | 12-14 | 85.7% |    |

Dead Ball Rebounds: 5, 0

## Game 6: Georgia 60, Tulsa 44

Nov. 21, 2024 | State Farm Field House | Orlando, Fla.

Official Basketball Box Score - Final  
Tulsa at Georgia  
11/21/24 State Farm Field House, Orlando  
2024-25 Women's Basketball

Game Time: 6:00 PM  
Game Duration: 1:54  
Attendance: 1,672

Officials: Dee Kirtner, Raketi Spurtak, Fatou Ousoko-Shepe

| Tulsa - 44            |         |       |      |       |           |       |    |    |    |    |        |       |
|-----------------------|---------|-------|------|-------|-----------|-------|----|----|----|----|--------|-------|
| Record: 1-3           |         |       |      |       |           |       |    |    |    |    |        |       |
| NO. Name              | Min     | FG    | 3P   | FT    | Rebounds  | Fouls | TP | AS | TO | ST | Blocks | +/-   |
|                       |         | M-A   | M-A  | M-A   | OR DR TOT | PF    |    |    |    |    | BS BA  |       |
| 5 Delanie Crawford    | G 25:27 | 4-11  | 1-6  | 5-5   | 2 7 9     | 2     | 6  | 14 | 1  | 4  | 1      | 0 -20 |
| 7 Paige Bradley       | G 20:58 | 1-8   | 0-4  | 1-1   | 1 0 1     | 4     | 3  | 3  | 1  | 1  | 1      | 0 -14 |
| 21 Hadley Perlman     | G 24:22 | 1-3   | 0-1  | 0-0   | 1 6 7     | 2     | 1  | 2  | 2  | 6  | 1      | 0 -12 |
| 22 Mady Cartwright    | G 23:10 | 2-5   | 1-3  | 1-2   | 1 3 4     | 3     | 3  | 6  | 1  | 1  | 0      | 0 -13 |
| 24 Elise Hill         | G 25:02 | 1-5   | 1-5  | 1-2   | 2 1 3     | 2     | 1  | 4  | 0  | 2  | 1      | 0 -14 |
| 15 Jade Clark         | 18:30   | 3-7   | 0-0  | 1-2   | 1 1 2     | 3     | 2  | 7  | 0  | 1  | 2      | 0 -1  |
| 2 Kristol Ayson       | 18:35   | 1-4   | 0-1  | 0-0   | 0 1 1     | 0     | 0  | 3  | 1  | 0  | 0      | 0 -2  |
| 4 Lexie Foutch        | 10:57   | 1-2   | 1-1  | 0-0   | 0 1 1     | 0     | 0  | 0  | 0  | 0  | 0      | 0 -4  |
| 1 Cam Mathews         | 14:20   | 0-1   | 0-0  | 0-0   | 0 0 0     | 2     | 2  | 0  | 0  | 0  | 1      | 0 0   |
| 32 McKayla Miller     | 13:25   | 1-2   | 0-1  | 0-0   | 0 1 1     | 0     | 0  | 2  | 0  | 0  | 1      | 0 0   |
| 6 Brynn Eshoo         | 04:54   | 0-1   | 0-0  | 0-0   | 0 0 0     | 0     | 0  | 0  | 0  | 0  | 0      | 0 -1  |
| 13 Brooklyn Alexander | 02:09   | 0-1   | 0-1  | 1-2   | 0 0 0     | 0     | 0  | 1  | 1  | 0  | 1      | 0 0   |
| 27 Kennedy Alexander  | 02:09   | 0-2   | 0-1  | 0-0   | 0 0 0     | 0     | 0  | 0  | 0  | 0  | 0      | 0 -2  |
| Team                  |         |       |      |       | 0 1 1     |       |    | 0  |    |    |        |       |
| Totals                |         | 15-52 | 4-24 | 10-16 | 8 21 29   | 21    | 19 | 44 | 9  | 18 | 9      | 1 -16 |

Technical Fouls: NONE

| Georgia - 60        |         |       |      |      |           |       |      |    |    |    |        |      |
|---------------------|---------|-------|------|------|-----------|-------|------|----|----|----|--------|------|
| Record: 4-2         |         |       |      |      |           |       |      |    |    |    |        |      |
| NO. Name            | Min     | FG    | 3P   | FT   | Rebounds  | Fouls | TP   | AS | TO | ST | Blocks | +/-  |
|                     |         | M-A   | M-A  | M-A  | OR DR TOT | PF    |      |    |    |    | BS BA  |      |
| 30 Amiya Evans      | F 23:05 | 2-4   | 0-0  | 1-4  | 1 4 5     | 3     | 2    | 5  | 0  | 0  | 2      | 0 3  |
| 21 Fatima Diakhate  | C 22:26 | 2-4   | 0-0  | 0-0  | 4 4 4     | 2     | 2    | 4  | 2  | 3  | 1      | 1 0  |
| 0 Trinity Turner    | G 32:04 | 3-12  | 1-4  | 0-2  | 0 6 6     | 3     | 7    | 4  | 6  | 1  | 0      | 0 20 |
| 10 DeMauri Flournoy | G 33:37 | 7-17  | 3-8  | 2-2  | 0 2 2     | 1     | 1    | 19 | 1  | 3  | 0      | 1 20 |
| 12 Roxane Makolo    | G 31:35 | 5-7   | 1-2  | 2-3  | 3 6 4     | 4     | 4    | 2  | 1  | 3  | 2      | 1 19 |
| 1 Asia Avinger      | 15:58   | 0-1   | 0-0  | 2-6  | 2 4 6     | 3     | 4    | 2  | 0  | 3  | 1      | 0 5  |
| 4 Miyah Verse       | 16:39   | 3-7   | 2-5  | 0-0  | 3 1 4     | 2     | 0    | 8  | 0  | 1  | 0      | 0 -9 |
| 24 Summer Davis     | 02:09   | 0-0   | 0-0  | 0-0  | 0 0 0     | 0     | 0    | 0  | 0  | 0  | 0      | 0 2  |
| Indya Davis         |         |       |      |      | 6 4 10    |       |      | 0  |    |    |        |      |
| Team                |         |       |      |      | 23-54     | 7-19  | 7-19 | 15 | 32 | 47 | 20     | 21   |
| Totals              |         | 23-54 | 7-19 | 7-19 | 15 32 47  | 20    | 21   | 60 | 10 | 23 | 8      | 3 16 |

Technical Fouls: NONE

|                  |                           | Tulsa                     | UGA |
|------------------|---------------------------|---------------------------|-----|
| Biggest lead     | 0 (1 <sup>st</sup> 10:00) | 25 (3 <sup>rd</sup> 6:31) |     |
| Best Scoring Run | 9 (3 <sup>rd</sup> 2:01)  | 8 (1 <sup>st</sup> 3:57)  |     |
| Lead Changes     | 0                         |                           |     |
| Times Tied       | 0                         |                           |     |
| Time with Lead   | 00:00                     | 38:56                     |     |

|                       |    | Tulsa | UGA |
|-----------------------|----|-------|-----|
| Points from Turnovers | 11 | 17    |     |
| Paint                 | 18 | 24    |     |
| Second Chance         | 2  | 10    |     |
| Fast Breaks           | 3  | 8     |     |
| Bench                 | 15 | 23    |     |

| 1st | 2nd | 3rd | 4th | TOT |
|-----|-----|-----|-----|-----|
| 6   | 14  | 11  | 13  | 44  |
| 8   | 23  | 10  | 9   | 60  |

## Game 7: Penn State 67, Georgia 47

Nov. 23, 2024 | State Farm Field House | Orlando, Fla.

Official Basketball Box Score - Final  
Georgia at Penn St.  
11/23/24 State Farm Field House, Lake Buena Vista, Fla.  
2024-25 Women's Basketball

Game Time: 11:30 AM  
Game Duration: 2:01  
Attendance: 735

Officials: Adrienne Gilmore, Kate Lukarich, Maggie Temar

| Georgia - 47        |         |       |      |     |           |       |    |    |    |    |        |         |
|---------------------|---------|-------|------|-----|-----------|-------|----|----|----|----|--------|---------|
| Record: 4-3         |         |       |      |     |           |       |    |    |    |    |        |         |
| NO. Name            | Min     | FG    | 3P   | FT  | Rebounds  | Fouls | TP | AS | TO | ST | Blocks | +/-     |
|                     |         | M-A   | M-A  | M-A | OR DR TOT | PF    |    |    |    |    | BS BA  |         |
| 30 Amiya Evans      | F 27:34 | 1-7   | 0-0  | 1-2 | 5 3 8     | 1     | 1  | 3  | 0  | 1  | 0      | 0 -17   |
| 21 Fatima Diakhate  | C 15:50 | 2-6   | 0-0  | 0-0 | 1 1 2     | 3     | 0  | 4  | 1  | 1  | 1      | 2 -11   |
| 1 Asia Avinger      | G 37:30 | 2-7   | 0-2  | 1-3 | 0 0 0     | 2     | 5  | 5  | 9  | 1  | 0      | 0 -13   |
| 10 DeMauri Flournoy | G 34:50 | 3-13  | 2-6  | 0-0 | 1 2 3     | 3     | 2  | 8  | 4  | 2  | 3      | 0 -12   |
| 12 Roxane Makolo    | G 11:03 | 2-7   | 0-1  | 0-0 | 1 0 1     | 1     | 0  | 4  | 0  | 1  | 0      | 0 -11   |
| 0 Trinity Turner    | 32:55   | 6-16  | 3-7  | 0-0 | 1 5 6     | 5     | 0  | 15 | 0  | 5  | 3      | 0 -17   |
| 4 Miyah Verse       | 22:24   | 1-3   | 0-0  | 2-4 | 3 6 9     | 2     | 2  | 4  | 0  | 2  | 2      | 1 -5    |
| 23 Summer Davis     | 14:23   | 2-5   | 0-2  | 0-0 | 0 0 0     | 0     | 0  | 1  | 4  | 1  | 1      | 0 -17   |
| 24 Indya Davis      | 03:28   | 0-0   | 0-0  | 0-0 | 0 1 1     | 0     | 0  | 0  | 0  | 0  | 0      | 0 3     |
| Team                |         |       |      |     | 3 5 8     |       |    | 0  |    |    |        |         |
| Totals              |         | 19-64 | 5-18 | 4-9 | 15 23 38  | 17    | 11 | 47 | 11 | 23 | 10     | 3 6 -20 |

Technical Fouls: Turner 2<sup>nd</sup> 2:33 Verse 3<sup>rd</sup> 1:50

| Penn St. - 67     |         | Record: 7-0 |      |       |           |       |    |    |    |     |        |       |  |
|-------------------|---------|-------------|------|-------|-----------|-------|----|----|----|-----|--------|-------|--|
| NO. Name          | Min     | FG          | 3P   | FT    | Rebounds  | Fouls | TP | AS | TO | ST  | Blocks | +/-   |  |
|                   |         | M-A         | M-A  | M-A   | OR DR TOT | PF    |    |    |    |     | BS BA  |       |  |
| 7 Grace Hall      | F 13:51 | 2-7         | 0-0  | 0-0   | 1 0 1     | 1     | 0  | 4  | 1  | 4   | 0      | 0 -1  |  |
| 44 Grace Merkle   | G 31:01 | 6-11        | 0-0  | 0-0   | 2 9 11    | 3     | 2  | 12 | 4  | 7   | 1      | 4 -2  |  |
| 3 Moriah Murray   | G 38:46 | 8-16        | 7-14 | 1-1   | 2 5 7     | 0     | 2  | 24 | 1  | 3   | 0      | 0 22  |  |
| 12 Jayla Oden     | G 33:33 | 1-6         | 0-1  | 1-2   | 1 1 2     | 4     | 5  | 3  | 3  | 2   | 5 0    | 0 -22 |  |
| 22 All Campbell   | G 36:24 | 7-11        | 0-0  | 1 4 5 | 1 0 1     | 14    | 7  | 3  | 3  | 1 1 | 0      | 0 23  |  |
| 5 Tamara Johnson  | 20:22   | 1-4         | 0-1  | 1-1   | 1 3 4     | 2 3   | 3  | 3  | 1  | 1   | 1 0    | 0 14  |  |
| 0 Gabby Elliott   | 24:19   | 3-8         | 0-1  | 1-1   | 3 5 8     | 2 3   | 7  | 1  | 1  | 1   | 0      | 0 12  |  |
| 20 Talayah Walker | 01:42   | 0-0         | 0-0  | 0-0   | 0 0 0     | 0 0   | 0  | 0  | 0  | 0   | 0      | 0 -3  |  |
| 24 Jill Kucak     | 00:01   | 0-0         | 0-0  | 0-0   | 0 0 0     | 0 0   | 0  | 0  | 0  | 0   | 0      | 0 -3  |  |
| Total             |         | 2           | 0    | 0     | 7         | 0     | 0  | 0  | 0  | 0   | 0      | 0     |  |
| Total             | 29:61   | 7-17        | 4-5  | 13 22 | 45        | 67    | 20 | 22 | 9  | 6   | 3      | 0     |  |



## Game 9: Hampton 76, Georgia 74 (OT)

Nov. 17, 2024 | McCamish Pavilion | Atlanta



Official Basketball Box Score - Final  
Hampton at Georgia  
12/01/24 Stegeman Coliseum, Athens  
2024-25 Women's Basketball

Game Time: 2:00 PM  
Game Duration: 2:19  
Attendance: 2,132

Officials: Timothy Daly, Carla Fountain, Chasity Taylor

Hampton - 76 Record: 2-4

| NO. Name          | Min     | FG    | 3P   | FT    | Rebounds | Fouls | TP | AS | TO | ST | Blocks | +/- |
|-------------------|---------|-------|------|-------|----------|-------|----|----|----|----|--------|-----|
| 24 Aisha Dabo     | F 20:04 | 2-4   | 0-1  | 0-0   | 1        | 0     | 1  | 3  | 1  | 4  | 0      | 3   |
| 43 Arina Nikshina | C 13:35 | 2-6   | 0-0  | 0-0   | 0        | 0     | 0  | 2  | 0  | 4  | 1      | 1   |
| 0 CoCo Thomas     | G 33:13 | 2-5   | 1-1  | 3-4   | 1        | 1     | 2  | 4  | 3  | 8  | 1      | 4   |
| 11 Jasha Clinton  | G 43:34 | 8-14  | 2-4  | 2-4   | 1        | 1     | 2  | 1  | 4  | 20 | 4      | 6   |
| 22 Amayah Reaves  | G 30:42 | 5-7   | 2-3  | 0-0   | 2        | 0     | 2  | 3  | 1  | 12 | 4      | 4   |
| 10 Tyia Kennedy   | 19:19   | 2-5   | 1-3  | 2-2   | 0        | 1     | 1  | 4  | 2  | 7  | 2      | 0   |
| 3 Jeneae Dulin    | 34:04   | 6-14  | 1-2  | 2-2   | 0        | 6     | 6  | 2  | 4  | 15 | 0      | 0   |
| 25 Tani Abrams    | 03:25   | 0-1   | 0-1  | 0-0   | 0        | 0     | 0  | 0  | 0  | 0  | 0      | 0   |
| 1 LeAsia Foreman  | 17:05   | 0-3   | 0-0  | 2-2   | 1        | 4     | 5  | 1  | 1  | 6  | 4      | 2   |
| 21 Casey Miller   | 09:04   | 0-0   | 0-0  | 0-0   | 0        | 0     | 0  | 0  | 0  | 2  | 0      | 0   |
| 2 Malaka Cobb     | 06:55   | 0-1   | 0-0  | 0-0   | 0        | 0     | 0  | 0  | 0  | 0  | 1      | 0   |
| Team              |         |       |      |       | 1        | 4     | 5  | 0  | 0  | 2  |        |     |
| Totals            |         | 29-60 | 7-15 | 11-14 | 7        | 17    | 24 | 23 | 16 | 75 | 16     | 24  |

Technical Fouls: NONE

|                                |  |
|--------------------------------|--|
| Shooting By Period             |  |
| 1 <sup>st</sup> FG% 5-12 41.7% |  |
| 3PT% 1-1 100.0%                |  |
| FT% 0-0 0%                     |  |
| 2 <sup>nd</sup> FG% 7-14 50.0% |  |
| 3PT% 1-3 33.3%                 |  |
| FT% 1-2 50%                    |  |
| 3 <sup>rd</sup> FG% 8-15 53.3% |  |
| 3PT% 3-5 60.0%                 |  |
| FT% 2-2 100%                   |  |
| 4 <sup>th</sup> FG% 6-13 46.2% |  |
| 3PT% 2-6 33.3%                 |  |
| FT% 8-10 80%                   |  |
| OT FG% 3-6 50.0%               |  |
| 3PT% 0-0 0%                    |  |
| FT% 0-0 0%                     |  |
| GM FG% 29-60 48.3%             |  |
| 3PT% 7-15 46.7%                |  |
| FT% 11-14 78.6%                |  |

Dead Ball Rebounds: 1

Georgia - 74

| NO.    | Name              | Min     | FG    | 3P   | FT    | Rebounds | Fouls | TP | AS | TO | ST | Blocks | +/- |    |   |     |    |
|--------|-------------------|---------|-------|------|-------|----------|-------|----|----|----|----|--------|-----|----|---|-----|----|
|        |                   |         |       |      |       | OR       | DR    |    |    |    |    |        |     |    |   |     |    |
| 30     | Amiya Evans       | F 26:16 | 4-8   | 0-0  | 4-5   | 6        | 6     | 12 | 4  | 4  | 12 | 1      | 5   | 0  | 0 | 3   |    |
| 21     | Fatima Diakhate   | C 29:32 | 6-10  | 0-0  | 5-6   | 4        | 4     | 8  | 0  | 5  | 17 | 0      | 1   | 1  | 0 | -11 |    |
| 0      | Trinity Turner    | G 35:32 | 3-12  | 1-6  | 1-1   | 1        | 4     | 5  | 0  | 2  | 8  | 2      | 9   | 2  | 1 | 0   | 5  |
| 1      | Asia Avinger      | G 42:58 | 4-8   | 1-3  | 3-6   | 0        | 3     | 3  | 2  | 6  | 12 | 7      | 6   | 2  | 0 | 0   | -4 |
| 23     | Summer Davis      | G 09:50 | 1-2   | 0-1  | 0-0   | 0        | 0     | 0  | 0  | 1  | 2  | 1      | 1   | 1  | 0 | 0   | 0  |
| 4      | Miyah Verse       | 19:40   | 1-2   | 0-0  | 2-2   | 1        | 5     | 6  | 4  | 1  | 4  | 0      | 1   | 1  | 0 | 0   | -3 |
| 10     | De'Mauri Flournoy | 31:38   | 1-7   | 1-8  | 2-2   | 2        | 2     | 4  | 2  | 5  | 3  | 6      | 0   | 0  | 0 | 0   | -8 |
| 12     | Roxane Makolo     | 25:34   | 5-6   | 1-1  | 3-4   | 1        | 1     | 2  | 2  | 14 | 1  | 3      | 4   | 0  | 1 | 1   | -1 |
| Team   |                   |         |       |      |       | 2        | 1     | 3  | 0  | 0  | 0  |        |     |    |   |     |    |
| Totals |                   |         | 25-55 | 4-17 | 20-26 | 15       | 26    | 41 | 16 | 23 | 74 | 15     | 32  | 11 | 2 | 4   | 1  |

Technical Fouls: NONE

|                                |  |
|--------------------------------|--|
| Shooting By Period             |  |
| 1 <sup>st</sup> FG% 9-15 60.0% |  |
| 3PT% 2-4 50.0%                 |  |
| FT% 2-4 50%                    |  |
| 2 <sup>nd</sup> FG% 5-10 50.0% |  |
| 3PT% 1-5 20.0%                 |  |
| FT% 8-9 88.9%                  |  |
| 3 <sup>rd</sup> FG% 8-16 50.0% |  |
| 3PT% 1-3 33.3%                 |  |
| FT% 6-7 85.7%                  |  |
| 4 <sup>th</sup> FG% 3-9 33.3%  |  |
| 3PT% 0-4 0.0%                  |  |
| FT% 2-4 50%                    |  |
| OT FG% 1-5 20.0%               |  |
| 3PT% 0-1 0.0%                  |  |
| FT% 2-4 50%                    |  |
| GM FG% 25-55 45.5%             |  |
| 3PT% 4-17 23.5%                |  |
| FT% 20-26 76.9%                |  |

Dead Ball Rebounds: 3

| HAMP             | UGA   |
|------------------|---|
| Biggest lead     | 2 (1 <sup>st</sup> OT 3:36) 16 (4 <sup>th</sup> 9:37) |
| Best Scoring Run | 11 (4 <sup>th</sup> 1:20) 9 (3 <sup>rd</sup> 0:46)    |
| Lead Changes     | 3   |
| Times Tied       | 5   |
| Time with Lead   | 00:25 40:33   |

| Points from Turnovers | HAMP | UGA |
|-----------------------|------|-----|
| Points                | 32   | 15  |
| Second Chance         | 11   | 16  |
| Fast Breaks           | 8    | 5   |
| Bench                 | 28   | 23  |

| Period by Period Scoring | 1st | 2nd | 3rd | 4th | OT | TOT |
|--------------------------|-----|-----|-----|-----|----|-----|
| HAMP                     | 11  | 16  | 21  | 22  | 6  | 76  |
| UGA                      | 20  | 19  | 23  | 8   | 4  | 74  |



## Game 11: Georgia 59, UNC 52

Dec. 16, 2024 | Stegeman Coliseum | Athens



Official Basketball Box Score - Final  
UNC Greensboro at Georgia  
12/16/24 Stegeman Coliseum, Athens  
2024-25 Women's Basketball

Game Time: 11:00 AM  
Game Duration: 1:45  
Attendance: 4,524

Officials: Felicia Grider, Kevin Pethel, Margaret Tamar

UNC Greensboro - 52 Record: 7-4

| NO. Name              | Min     | FG<br>M-A | 3P<br>M-A | FT<br>M-A | Rebounds<br>OR DR TOT | Fouls<br>PF FD | TP | AS | TO | ST | Blocks<br>BS | +/- |   |    |    |    |
|-----------------------|---------|-----------|-----------|-----------|-----------------------|----------------|----|----|----|----|--------------|-----|---|----|----|----|
| 15 Khalis Cain        | F 30:20 | 1-5       | 0-0       | 0-0       | 4                     | 4              | 8  | 4  | 1  | 2  | 0            | 0   | 1 | -5 |    |    |
| 1 Jayda Gamble        | G 34:04 | 4-12      | 0-4       | 0-0       | 1                     | 3              | 4  | 0  | 0  | 8  | 5            | 3   | 1 | 0  | -5 |    |
| 2 Tasia Johnson       | G 23:35 | 3-5       | 3-5       | 0-0       | 2                     | 1              | 3  | 2  | 0  | 9  | 0            | 2   | 1 | 0  | 0  |    |
| 4 Jalia Lee           | G 34:07 | 3-7       | 1-1       | 4-7       | 1                     | 2              | 3  | 1  | 4  | 11 | 1            | 3   | 1 | 0  | -5 |    |
| 44 Nia Howard         | G 18:50 | 0-3       | 0-3       | 0-0       | 1                     | 1              | 1  | 1  | 0  | 0  | 0            | 0   | 0 | 0  | -5 |    |
| 21 Makiah Asidanya    | 12:06   | 0-4       | 0-3       | 2-3       | 0                     | 0              | 0  | 2  | 2  | 0  | 0            | 0   | 0 | 0  | -1 |    |
| 22 Nya Smith          | 25:24   | 4-11      | 3-9       | 0-0       | 0                     | 3              | 3  | 0  | 2  | 11 | 2            | 2   | 1 | 0  | -5 |    |
| 5 Yacine N'Diaye      | 11:40   | 3-3       | 0-0       | 0-0       | 3                     | 3              | 6  | 3  | 0  | 6  | 1            | 4   | 1 | 1  | -4 |    |
| 0 Kelly Boyle         | 09:19   | 1-3       | 1-2       | 0-0       | 0                     | 1              | 1  | 1  | 0  | 3  | 1            | 0   | 0 | 1  | -5 |    |
| 12 Ayanna Jackson     | 00:36   | 0-0       | 0-0       | 0-0       | 0                     | 0              | 0  | 0  | 0  | 0  | 0            | 0   | 0 | 0  | 0  |    |
| Team                  |         |           |           |           | 0                     | 2              | 2  | 0  | 0  | 2  |              |     |   |    |    |    |
| Totals                |         | 19-53     | 8-27      | 6-10      | 11                    | 20             | 31 | 12 | 10 | 52 | 10           | 18  | 5 | 1  | 2  | -7 |
| Technical Fouls: NONE |         |           |           |           |                       |                |    |    |    |    |              |     |   |    |    |    |

Technical Fouls: NONE

Georgia - 59 Record: 6-5

| NO.    | Name              | Min     | FG    | 3P  | FT  | Reb | Orb | Def | Fouls | TP | AS | TO | ST | Blocks | BS | BA | +/- |    |  |  |    |  |  |    |  |  |    |  |  |    |  |  |    |  |  |   |  |  |   |  |  |   |  |  |   |  |  |
|--------|-------------------|---------|-------|-----|-----|-----|-----|-----|-------|----|----|----|----|--------|----|----|-----|----|--|--|----|--|--|----|--|--|----|--|--|----|--|--|----|--|--|---|--|--|---|--|--|---|--|--|---|--|--|
| 21     | Fatima Diakhate   | C 26:05 | 4-8   | 0-0 | 0-0 | 1   | 2   | 3   | 2     | 8  | 0  | 1  | 0  | 0      | 0  | 0  | 9   |    |  |  |    |  |  |    |  |  |    |  |  |    |  |  |    |  |  |   |  |  |   |  |  |   |  |  |   |  |  |
| 0      | Trinity Turner    | G 31:38 | 2-6   | 0-0 | 1-2 | 0   | 4   | 4   | 2     | 3  | 5  | 1  | 2  | 0      | 0  | 0  | 8   |    |  |  |    |  |  |    |  |  |    |  |  |    |  |  |    |  |  |   |  |  |   |  |  |   |  |  |   |  |  |
| 1      | Asia Avinger      | G 30:57 | 1-5   | 0-1 | 0-0 | 1   | 2   | 3   | 1     | 1  | 2  | 3  | 2  | 0      | 0  | 0  | -2  |    |  |  |    |  |  |    |  |  |    |  |  |    |  |  |    |  |  |   |  |  |   |  |  |   |  |  |   |  |  |
| 12     | Roxane Makolo     | G 29:04 | 0-0   | 0-0 | 1-2 | 0   | 5   | 5   | 2     | 1  | 1  | 0  | 1  | 1      | 0  | 0  | 3   |    |  |  |    |  |  |    |  |  |    |  |  |    |  |  |    |  |  |   |  |  |   |  |  |   |  |  |   |  |  |
| 23     | Summer Davis      | G 07:40 | 2-3   | 1-2 | 0-0 | 0   | 1   | 1   | 0     | 0  | 5  | 0  | 0  | 0      | 0  | 0  | 3   |    |  |  |    |  |  |    |  |  |    |  |  |    |  |  |    |  |  |   |  |  |   |  |  |   |  |  |   |  |  |
| 10     | De'Mauri Flournoy | 32:17   | 8-12  | 3-4 | 2-2 | 0   | 0   | 0   | 0     | 1  | 2  | 21 | 3  | 4      | 1  | 0  | 6   |    |  |  |    |  |  |    |  |  |    |  |  |    |  |  |    |  |  |   |  |  |   |  |  |   |  |  |   |  |  |
| 30     | Amiya Evans       | 07:12   | 0-2   | 0-0 | 0-0 | 0   | 2   | 2   | 0     | 0  | 0  | 0  | 0  | 0      | 1  | 1  | -1  |    |  |  |    |  |  |    |  |  |    |  |  |    |  |  |    |  |  |   |  |  |   |  |  |   |  |  |   |  |  |
| 33     | Mia Woolfolk      | 21:53   | 7-10  | 0-0 | 1-2 | 0   | 4   | 4   | 1     | 2  | 15 | 0  | 2  | 0      | 1  | 0  | 6   |    |  |  |    |  |  |    |  |  |    |  |  |    |  |  |    |  |  |   |  |  |   |  |  |   |  |  |   |  |  |
| 4      | Miyah Verse       | 13:14   | 1-3   | 0-0 | 0-1 | 0   | 1   | 1   | 1     | 3  | 2  | 0  | 2  | 1      | 0  | 0  | 3   |    |  |  |    |  |  |    |  |  |    |  |  |    |  |  |    |  |  |   |  |  |   |  |  |   |  |  |   |  |  |
| Team   |                   |         |       |     |     | 1   |     |     | 4     |    |    | 5  |    |        | 0  |    |     | 0  |  |  |    |  |  |    |  |  |    |  |  |    |  |  |    |  |  |   |  |  |   |  |  |   |  |  |   |  |  |
| Totals |                   |         | 25-49 |     |     | 4-7 |     |     | 5-9   |    |    | 3  |    |        | 25 |    |     | 28 |  |  | 10 |  |  | 12 |  |  | 59 |  |  | 10 |  |  | 14 |  |  | 7 |  |  | 2 |  |  | 1 |  |  | 7 |  |  |

Technical Fouls: NONE

| UNCG             | UGA   |
|------------------|---|
| Biggest lead     | 9 (3 <sup>rd</sup> 6:46) 9 (4 <sup>th</sup> 1:13) |
| Best Scoring Run | 6 (3 <sup>rd</sup> 6:46) 7 (3 <sup>rd</sup> 2:39) |
| Lead Changes     | 10  |
| Times Tied       | 1   |
| Time with Lead   | 20:53 17:07                                       |

| Points from Turnovers | UNCG | UGA |
|-----------------------|------|-----|
| Points                | 13   | 13  |
| Second Chance         | 6    | 4   |
| Fast Breaks           | 5    | 9   |
| Bench                 | 22   | 38  |

| Period by Period Scoring | 1st | 2nd | 3rd | 4th | TOT |
|--------------------------|-----|-----|-----|-----|-----|
| UNCG                     | 15  | 14  | 14  | 9   | 52  |
| UGA                      | 12  | 14  | 19  | 14  | 59  |

Dead Ball Rebounds: 2



Official Basketball Box Score - Final  
Virginia Tech at Georgia  
12/04/24 Stegeman Coliseum, Athens  
2024-25 Women's Basketball

Game Time: 5:00 PM  
Game Duration: 1:55  
Attendance: 2,162

Officials: Dee Kanton, Joseph Vazaly, Kristen Ball

Virginia Tech - 70 Record: 7-2

| NO. Name           | Min     | FG    | 3P   | FT    | Rebounds | Fouls | TP | AS | TO | ST | Blocks | +/- |   |   |    |   |
|--------------------|---------|-------|------|-------|----------|-------|----|----|----|----|--------|-----|---|---|----|---|
| 4 Rose Michaux     | F 36:42 | 6-9   | 0-0  | 1-3   | 5        | 4     | 9  | 1  | 12 | 13 | 0      | 1   | 1 | 0 | 8  |   |
| 10 Carys Baker     | F 36:01 | 6-12  | 2-6  | 0-0   | 2        | 3     | 5  | 0  | 0  | 14 | 2      | 0   | 0 | 0 | 14 |   |
| 0 Lani White       | G 17:35 | 4-6   | 3-4  | 3-3   | 1        | 2     | 3  | 1  | 2  | 14 | 3      | 1   | 1 | 0 | 1  |   |
| 1 Carleigh Wenzel  | G 26:60 | 1-5   | 0-2  | 3-4   | 1        | 4     | 5  | 3  | 6  | 5  | 5      | 6   | 0 | 0 | 12 |   |
| 11 Malika Ekh      | G 37:09 | 5-13  | 4-9  | 0-0   | 0        | 4     | 4  | 2  | 3  | 14 | 1      | 3   | 0 | 0 | 7  |   |
| 3 Mackenzie Nelson | 19:09   | 0-4   | 0-1  | 2-2   | 0        | 3     | 1  | 1  | 2  | 4  | 1      | 2   | 0 | 0 | 2  |   |
| 34 Kayl Petersen   | 05:39   | 0-1   | 0-1  | 0-0   | 0        | 0     | 0  | 0  | 0  | 1  | 0      | 2   | 0 | 0 | -6 |   |
| 12 Samiya Sufren   | 19:08   | 3-5   | 0-2  | 2-2   | 0        | 4     | 4  | 1  | 2  | 8  | 1      | 1   | 1 | 1 | -5 |   |
| 22 Ramiya White    | 01:38   | 0-1   | 0-0  | 0-0   | 0        | 0     | 0  | 0  | 0  | 0  | 0      | 2   | 0 | 0 | 2  |   |
| Team               |         |       |      |       | 0        | 4     | 4  | 0  | 0  | 2  |        |     |   |   |    |   |
| Totals             |         | 25-56 | 9-25 | 11-14 | 9        | 28    | 37 | 10 | 16 | 70 | 18     | 17  | 5 | 2 | 0  | 9 |

Technical Fouls: NONE

|                                |  |
|--------------------------------|--|
| Shooting By Period             |  |
| 1 <sup>st</sup> FG% 7-16 43.8% |  |
| 3PT% 3-9 33.3%                 |  |
| FT% 1-3 33.3%                  |  |
| 2 <sup>nd</sup> FG% 5-15 33.3% |  |
| 3PT% 2-7 28.6%                 |  |
| FT% 0-0 0%                     |  |
| 3 <sup>rd</sup> FG% 7-11 63.6% |  |
| 3PT% 0-2 0.0%                  |  |
| FT% 2-2 100%                   |  |
| 4 <sup>th</sup> FG% 6-14 42.9% |  |
| 3PT% 4-7 57.1%                 |  |
| FT% 8-9 88.9%                  |  |
| GM FG% 25-56 44.6%             |  |
| 3PT% 9-25 36.0%                |  |
| FT% 11-14 78.6%                |  |

Dead Ball Rebounds: 2

Georgia - 61 Record: 5-5

| NO. Name             | Min     | FG   | 3P  | FT  | Rebounds | Fouls | TP | AS | TO | ST | Blocks | +/- |   |   |   |     |
|----------------------|---------|------|-----|-----|----------|-------|----|----|----|----|--------|-----|---|---|---|-----|
|                      |         | M    | A   | M   | OR       | DR    | F  | A  |    |    | B      |     |   |   |   |     |
| 21 Fatima Diakhate   | C 27:44 | 7-12 | 0-0 | 2-2 | 4        | 6     | 10 | 2  | 1  | 16 | 0      | 1   | 1 | 0 | 0 | 4   |
| 0 Trinity Turner     | G 35:30 | 7-15 | 0-2 | 0-0 | 0        | 3     | 3  | 4  | 3  | 14 | 2      | 4   | 2 | 0 | 0 | -12 |
| 1 Asia Avinger       | G 34:27 | 1-7  | 0-3 | 0-0 | 0        | 0     | 0  | 4  | 1  |    |        |     |   |   |   |     |
| 12 Roxanne Makolo    | G 31:51 | 1-4  | 0-0 | 0   | 2        | 8     | 10 | 0  | 1  | 2  | 1      | 2   | 0 | 1 | 0 | -9  |
| 23 Summer Davis      | G 23:01 | 4-10 | 3-5 | 0-0 | 0        | 0     | 0  | 1  | 10 | 11 | 2      | 1   | 0 | 1 | 0 | 9   |
| 30 Amyia Evans       | 11:30   | 1-1  | 0-0 | 0   | 2        | 2     | 2  | 0  | 2  | 2  | 0      | 2   | 0 | 0 | 0 | -13 |
| 4 Myah Vosse         | 2:22    | 0-0  | 0-0 | 0-0 | 0        | 0     | 0  | 0  | 0  | 0  | 0      | 0   | 0 | 0 | 0 | 0   |
| 10 De'Mauri Flournoy | 25:55   | 31-1 | 2-6 | 0-0 | 0        | 0     | 0  | 2  | 3  | 8  | 1      | 0   | 1 | 0 | 0 | -3  |
| Team                 |         |      |     |     | 1        | 2     | 3  |    | 0  | 0  |        |     |   |   |   |     |
| 0 Totals             | 26:62   | 5-16 | 4-5 | 8   | 23       | 31    | 16 | 61 | 14 | 13 | 6      | 0   | 2 | 9 | 0 | -9  |



## Game 13: Colorado State 72 Georgia 56

Dec. 20, 2024 | Viejas Arena | San Diego



Official Basketball Box Score - Final  
**Colorado St. at Georgia**  
12/20/24 Dave Fisher Court at Viejas Arena, San Diego  
2024-25 Women's Basketball

Game Time: 1:00 PM  
Game Duration: 1:34

Officials: Barry Luna, Felicity Wells, Angie Lata

Colorado St. - 72

Record: 9-3

| NO. Name           | Min     | FG   | 3P    | FT  | Rebounds | Fouls | TP | AS | TO | ST    | Blocks | BS | BA | +/- |
|--------------------|---------|------|-------|-----|----------|-------|----|----|----|-------|--------|----|----|-----|
| 21 Emma Ronsiek    | F 40:50 | 9-13 | 4-5   | 2-2 | 0 8 8    | 0 1 1 | 24 | 3  | 2  | 3     | 0 0 0  | 16 |    |     |
| 1 Kloe Froebe      | G 22:58 | 3-7  | 0-1   | 0-0 | 1 1 2    | 1 1 1 | 8  | 0  | 2  | 0 1 1 | -1     |    |    |     |
| 14 Marta Leimane   | G 22:05 | 3-10 | 0-3   | 3-4 | 0 2 2    | 1 5 9 | 2  | 1  | 0  | 1 1 1 | 12     |    |    |     |
| 20 Sanna Strom     | G 28:26 | 1-3  | 0-1   | 2-2 | 0 2 2    | 2 4 1 | 4  | 3  | 0  | 0 1 1 | 9      |    |    |     |
| 30 Hannah Ronsiek  | G 38:11 | 4-9  | 1-4   | 1-1 | 0 4 4    | 3 3 4 | 10 | 0  | 0  | 2 1 0 | 16     |    |    |     |
| 10 Joseana Vaz     | 11:34   | 1-2  | 0-0   | 0-0 | 3 0 3    | 2 1 1 | 2  | 0  | 0  | 0 0 1 | 7      |    |    |     |
| 32 Hannah Simental | 15:57   | 2-5  | 2-4   | 0-0 | 0 1 1    | 0 0 5 | 6  | 0  | 1  | 1 0 0 | 17     |    |    |     |
| 2 Brooke Carlson   | 18:53   | 4-7  | 1-3   | 2-2 | 0 0 0    | 0 0 6 | 11 | 4  | 1  | 0 0 0 | 4      |    |    |     |
| 5 Jadyin File      | 01:56   | 0-1  | 0-0   | 0-0 | 0 1 1    | 0 0 0 | 0  | 0  | 0  | 0 0 0 | 0      |    |    |     |
| Team               |         |      |       |     | 1 1 2    |       | 0  | 1  |    |       |        |    |    |     |
| Totals             | 27:57   | 8-22 | 10-11 | 5   | 20 25    | 10 18 | 72 | 12 | 8  | 6 3 4 | 16     |    |    |     |

Technical Fouls: NONE

|          |       |       |
|----------|-------|-------|
| 1st FG%  | 7-15  | 46.7% |
| 2nd FG%  | 4-9   | 44.4% |
| 3rd FG%  | 0-0   | 0%    |
| 4th FG%  | 7-14  | 50.0% |
| 5th FG%  | 0-1   | 0.0%  |
| 6th FG%  | 4-5   | 80%   |
| 7th FG%  | 6-15  | 53.3% |
| 8th FG%  | 2-5   | 40%   |
| 9th FG%  | 2-2   | 100%  |
| 10th FG% | 5-13  | 38.5% |
| 11th FG% | 2-7   | 28.6% |
| 12th FG% | 4-4   | 100%  |
| GM FG%   | 27-57 | 47.4% |
| 3PT%     | 6-22  | 27.3% |
| FT%      | 10-11 | 90.9% |

Dead Ball Rebounds: 2-2

Georgia - 56

Record: 7-6

| NO. Name             | Min     | FG   | 3P  | FT  | Rebounds | Fouls  | TP | AS | TO | ST    | Blocks | BS | BA | +/- |
|----------------------|---------|------|-----|-----|----------|--------|----|----|----|-------|--------|----|----|-----|
| 21 Fatima Diakhate   | C 18:49 | 0-2  | 0-0 | 0-0 | 2 3 5    | 0 0 0  | 0  | 1  | 1  | 0 1 1 | -11    |    |    |     |
| 0 Trinity Turner     | F 18:03 | 2-7  | 1-1 | 0-0 | 0 2 2    | 5 0 5  | 1  | 3  | 1  | 0 1 0 | -13    |    |    |     |
| 1 Asia Avinger       | G 36:25 | 6-17 | 3-5 | 1-1 | 0 10 10  | 2 1 10 | 7  | 3  | 0  | 0 0 0 | -7     |    |    |     |
| 12 Roxane Makolo     | G 21:35 | 1-3  | 0-0 | 1-2 | 2 2 4    | 2 1 3  | 0  | 3  | 0  | 0 0 0 | 3      |    |    |     |
| 23 Summer Davis      | G 26:19 | 1-4  | 0-2 | 0-0 | 2 2 0    | 0 2 0  | 0  | 2  | 0  | 0 2 0 | -20    |    |    |     |
| 10 De'Mauri Flournoy | 30:10   | 4-12 | 2-5 | 1-1 | 1 2 4    | 1 1 1  | 1  | 3  | 0  | 0 0 0 | -8     |    |    |     |
| 30 Amiya Evans       | 03:34   | 0-0  | 0-0 | 0-0 | 0 0 0    | 0 0 0  | 0  | 0  | 0  | 0 0 0 | -8     |    |    |     |
| 33 Mia Woolfolk      | 18:56   | 3-5  | 0-0 | 3-4 | 1 1 2    | 3 5 9  | 0  | 0  | 1  | 0 0 0 | 5      |    |    |     |
| 4 Miyah Verse        | 23:59   | 3-6  | 0-0 | 0-0 | 4 3 7    | 2 2 6  | 1  | 2  | 0  | 2 1 0 | -10    |    |    |     |
| 24 Indya Davis       | 01:41   | 0-0  | 0-0 | 0-0 | 0 0 0    | 0 1 0  | 0  | 0  | 0  | 0 0 0 | 0      |    |    |     |
| Team                 |         |      |     |     | 2 0 2    |        | 0  | 0  |    |       |        |    |    |     |
| Totals               | 22:56   | 6-15 | 6-8 | 12  | 24 36    | 19 10  | 56 | 11 | 15 | 4 4 3 | -16    |    |    |     |

Technical Fouls: Verse 4<sup>th</sup> 1:25

|          |       |       |
|----------|-------|-------|
| 1st FG%  | 2-5   | 13.3% |
| 2nd FG%  | 0-3   | 0.0%  |
| 3rd FG%  | 9-15  | 60.0% |
| 4th FG%  | 2-3   | 66.7% |
| 5th FG%  | 0-0   | 0%    |
| 6th FG%  | 4-15  | 26.7% |
| 7th FG%  | 1-3   | 33.3% |
| 8th FG%  | 4-6   | 66.7% |
| 9th FG%  | 7-11  | 63.6% |
| 10th FG% | 3-4   | 75.0% |
| 11th FG% | 2-2   | 100%  |
| 12th FG% | 22-56 | 39.3% |
| GM FG%   | 6-15  | 40.0% |
| 3PT%     | 6-8   | 75.0% |

Dead Ball Rebounds: 2-0

|                  | CSU                       | UGA                      |
|------------------|---------------------------|--------------------------|
| Biggest lead     | 24 (4 <sup>th</sup> 7:13) | 2 (1 <sup>st</sup> 8:47) |
| Best Scoring Run | 16 (2 <sup>nd</sup> 9:18) | 7 (2 <sup>nd</sup> 0:55) |
| Lead Changes     | 1                         |                          |
| Times Tied       | 1                         |                          |
| Time with Lead   | 38:01                     | 00:15                    |



## Game 15: Vanderbilt 108 Georgia 82

Jan. 2, 2025 | Memorial Gymnasium | Nashville



Official Basketball Box Score - Final  
**Georgia at Vanderbilt**  
01/02/25 Memorial Gymnasium (Vanderbilt), Nashville  
2024-25 Women's Basketball

Game Time: 6:30 PM  
Game Duration: 2:00  
Attendance: 3,100

Officials: Brian Hall, Timothy Greene, Karen Preat

Georgia - 82

Record: 8-7 (0-1)

| NO. Name             | Min     | FG   | 3P    | FT  | Rebounds | Fouls | TP | AS | TO | ST    | Blocks | BS | BA | +/- |
|----------------------|---------|------|-------|-----|----------|-------|----|----|----|-------|--------|----|----|-----|
| 33 Mia Woolfolk      | F 32:29 | 7-12 | 0-0   | 6-8 | 4 3 7    | 2 6   | 20 | 0  | 0  | 0 0 1 | -17    |    |    |     |
| 21 Fatima Diakhate   | C 22:12 | 2-3  | 0-0   | 0-0 | 1 5 6    | 4 0   | 4  | 0  | 0  | 0 1 1 | -6     |    |    |     |
| 0 Trinity Turner     | G 19:32 | 2-11 | 0-5   | 0-0 | 0 0 0    | 4 1   | 4  | 4  | 5  | 0 0 1 | -17    |    |    |     |
| 1 Asia Avinger       | G 27:56 | 5-11 | 1-3   | 2-3 | 0 6 6    | 3 3   | 13 | 7  | 0  | 2 0 0 | -8     |    |    |     |
| 12 Roxane Makolo     | G 31:02 | 2-6  | 0-0   | 3-4 | 1 2 3    | 0 2   | 7  | 4  | 2  | 0 0 1 | -9     |    |    |     |
| 10 De'Mauri Flournoy | 26:43   | 6-11 | 3-4   | 0-0 | 0 2 2    | 2 1   | 15 | 1  | 2  | 1 0 2 | -15    |    |    |     |
| 23 Summer Davis      | 12:42   | 1-7  | 0-5   | 0-0 | 1 1 2    | 1 0   | 2  | 1  | 5  | 0 0 0 | -26    |    |    |     |
| 30 Amiya Evans       | 10:16   | 0-0  | 0-0   | 2-2 | 1 3 4    | 2 2   | 2  | 0  | 1  | 0 0 0 | -16    |    |    |     |
| 4 Miyah Verse        | 15:03   | 7-8  | 0-0   | 1-3 | 3 1 4    | 5 3   | 15 | 0  | 0  | 1 0 0 | -13    |    |    |     |
| 24 Indya Davis       | 02:05   | 0-0  | 0-0   | 0-0 | 0 0 0    | 0 0   | 0  | 0  | 1  | 0 0 0 | -3     |    |    |     |
| Team                 |         |      |       |     | 6 4 10   |       | 0  | 2  |    |       |        |    |    |     |
| Totals               | 32:69   | 4-17 | 14-20 | 17  | 27 44    | 22 18 | 82 | 17 | 18 | 4 1 6 | 26     |    |    |     |

Technical Fouls: NONE

|          |       |       |
|----------|-------|-------|
| 1st FG%  | 6-12  | 50.0% |
| 2nd FG%  | 0-4   | 0.0%  |
| 3rd FG%  | 1-1   | 100%  |
| 4th FG%  | 6-16  | 37.5% |
| 5th FG%  | 1-3   | 33.3% |
| 6th FG%  | 3-3   | 100%  |
| 7th FG%  | 11-22 | 50.0% |
| 8th FG%  | 2-5   | 40.0% |
| 9th FG%  | 4-4   | 100%  |
| 10th FG% | 9-19  | 47.4% |
| 11th FG% | 1-5   | 20.0% |
| 12th FG% | 6-12  | 50%   |
| GM FG%   | 4-17  | 23.5% |
| 3PT%     | 14-20 | 70.0% |

Dead Ball Rebounds: 1-0

Vanderbilt - 108

Record: 14-1 (1-0)

| NO. Name           | Min     | FG    | 3P    | FT    | Rebounds | Fouls | TP  | AS | TO | ST    | Blocks | BS | BA | +/- |
|--------------------|---------|-------|-------|-------|----------|-------|-----|----|----|-------|--------|----|----|-----|
| 10 Jane Nwaba      | F 26:49 | 3-8   | 2-4   | 2-2   | 1 3 4    | 2 1   | 10  | 4  | 2  | 0 0 0 | 6      |    |    |     |
| 12 Khani Pierre    | F 29:55 | 11-20 | 0-2   | 6-7   | 1 7 8    | 4 6   | 28  | 2  | 0  | 1 1 1 | 20     |    |    |     |
| 1 Mikayla Blakes   | G 32:42 | 9-20  | 5-9   | 13-14 | 2 1 3    | 3 10  | 36  | 5  | 0  | 1 1 0 | 21     |    |    |     |
| 11 Jordyn Oliver   | G 38:13 | 2-2   | 0-0   | 0-0   | 3 7 10   | 2 0   | 4   | 11 | 1  | 1 0 1 | 25     |    |    |     |
| 23 Iyana Moore     | G 35:22 | 5-10  | 3-6   | 3-3   | 2 1 3    | 3 1   | 16  | 4  | 2  | 0 2 0 | 24     |    |    |     |
| 4 Midasid Greene   | 19:24   | 2-6   | 1-2   | 5-5   | 0 0 1    | 1 4   | 10  | 1  | 2  | 0 0 0 | 20     |    |    |     |
| 14 Aiyana Mitchell | 12:02   | 2-3   | 0-0   | 0-0   | 0 4 4    | 4 0   | 4   | 0  | 0  | 2 1 0 | 8      |    |    |     |
| 5 Lellari Kapinus  | 05:33   | 0-2   | 0-2   | 0-0   | 1 0 1    | 0 0   | 0   | 0  | 1  | 0 0 0 | 6      |    |    |     |
| Team               |         |       |       |       | 0 1 1    |       | 0   | 0  |    |       |        |    |    |     |
| Totals             | 34:71   | 11-25 | 29-31 | 10    | 25 35    | 18 22 | 108 | 27 | 8  | 5 6 1 | 26     |    |    |     |

Technical Fouls: NONE

|          |       |       |
|----------|-------|-------|
| 1st FG%  | 8-17  | 47.1% |
| 2nd FG%  | 3-6   | 50.0% |
| 3rd FG%  | 7-8   | 87.5% |
| 4th FG%  | 0-1   | 0%    |
| 5th FG%  | 7-18  | 38.9% |
| 6th FG%  | 4-8   | 50.0% |
| 7th FG%  | 10-10 | 100%  |
| 8th FG%  | 9-15  | 60.0% |
| 9th FG%  | 5-7   | 71.4% |
| 10th FG% | 6-6   | 100%  |
| 11th FG% | 10-21 | 47.6% |
| 12th FG% | 3-8   | 37.5% |
| GM FG%   | 34-71 | 47.9% |
| 3PT%     | 11-25 | 44.0% |
| FT%      | 29-31 | 93.5% |

Dead Ball Rebounds: 2-0

|                  | UGA                       | VANDY                     |
|------------------|---------------------------|---------------------------|
| Biggest lead     | 5 (1 <sup>st</sup> 6:34)  | 26 (3 <sup>rd</sup> 1:21) |
| Best Scoring Run | 12 (3 <sup>rd</sup> 5:14) | 16 (1 <sup>st</sup> 1:25) |
| Lead Changes     | 1                         |                           |
| Times Tied       | 0                         |                           |
| Time with Lead   | 03:44                     | 34:35                     |

## Game 14: Georgia 83, Ohio 50

Dec. 28, 2024 | Stegeman Coliseum | Athens



Official Basketball Box Score - Final  
**Ohio at Georgia**  
12/28/24 Stegeman Coliseum, Athens  
2024-25 Women's Basketball

Game Time: 4:00 PM  
Game Duration: 1:50  
Attendance: 2,525

Officials: Joseph Vascity, Ty Seales, Cara Segie

Ohio - 50

Record: 2-8

| NO. Name          | Min     | FG   | 3P  | FT  | Rebounds | Fouls | TP | AS | TO | ST    | Blocks | BS  | BA | +/- |
|-------------------|---------|------|-----|-----|----------|-------|----|----|----|-------|--------|-----|----|-----|
| 5 Kenned Watkins  | G 33:24 | 7-14 | 0-2 | 1-2 | 1 1 2    | 3 5   | 15 | 1  | 4  | 1     | 0      | -28 |    |     |
| 14 Kate Dennis    | G 23:42 | 3-6  | 2-4 | 0-0 | 0 1 1    | 1 2   | 8  | 1  | 1  | 0 2 0 | -22    |     |    |     |
| 20 Gigi Bower     | G 32:00 | 1-4  | 1-4 | 1-2 | 0 2 2    | 2 2   | 4  | 2  | 2  | 1 0 0 | -29    |     |    |     |
| 21 Bailey Tabeing | G 36:16 | 3-12 | 2-9 | 0-0 | 4 4 2    | 0 8   | 3  | 4  | 1  | 0 0 0 | -27    |     |    |     |
| 22 Asiah Baxter   | G 28:06 | 1-4  | 1-3 | 2-2 | 0 5 5    | 2 1   | 5  | 3  | 0  | 0 0 0 | -19    |     |    |     |
| 4 Allah McWhorter | 18:45   | 2-5  | 0-2 | 0-0 | 1 1 2    | 0 2   | 4  | 3  | 1  | 0 0 0 | -16    |     |    |     |
| 41 Cassidy Laffer | 12:17   | 0-3  | 0-0 | 0-0 | 0 1 1    | 1 0   | 0  | 1  | 2  | 0 1 2 | -12    |     |    |     |
| 34 Emma Barnett   | 13:55   | 2-5  | 2-4 | 0-0 | 1 0 1    | 1 0   | 6  | 0  | 0  | 3 0 0 | -6     |     |    |     |
| 30 Madison Lim    | 01:35   | 0-0  | 0-0 | 0-0 | 0 0 0    | 1 1   | 0  | 0  | 0  | 0 0 0 | -5     |     |    |     |
| Team              |         |      |     |     | 0 1 1    |       | 0  | 1  |    |       |        |     |    |     |
| Totals            | 19:53   | 8-28 | 4-6 | 3   | 16 19    | 14 12 | 50 | 14 | 18 | 6 3 3 | -33    |     |    |     |

Technical Fouls: NONE

|          |       |       |
|----------|-------|-------|
| 1st FG%  | 3-14  | 21.4% |
| 2nd FG%  | 1-6   | 16.7% |
| 3rd FG%  | 1-2   | 50%   |
| 4th FG%  | 4-12  | 33.3% |
| 5th FG%  | 3-9   | 33.3% |
| 6th FG%  | 0-0   | 0%    |
| 7th FG%  | 8-14  | 57.1% |
| 8th FG%  | 3-5   | 60%   |
| 9th FG%  | 1-2   | 50%   |
| 10th FG% | 4-13  | 30.8% |
| 11th FG% | 2-8   | 25.0% |
| 12th FG% | 2-2   | 100%  |
| GM FG%   | 19-53 | 35.8% |
| 3PT%     | 6-28  | 28.6% |
| FT%      | 4-6   | 66.7% |

Dead Ball Rebounds: 2-0

Georgia - 83

Record: 8-6

| NO.    | Name              | Min     | FG   | 3P    | FT    | Rebounds | Fouls | TP | AS | TO | ST | Blocks | BS | BA | +/- |
|--------|-------------------|---------|------|-------|-------|----------|-------|----|----|----|----|--------|----|----|-----|
| 33     | Mia Woolfolk      | F 16:03 | 6-6  | 0-0   | 1-3   | 2 4 6    | 2 3   | 1  | 0  | 1  | 2  | 1      | 0  | 0  | 0   |
| 21     | Faniela Diskhaite | C 12:27 | 2-3  | 0-0   | 0-0   | 1 2 3    | 2 0   | 4  | 0  | 1  | 0  | 1      | 0  | 1  | 0   |
| 0      | Tinitty Turner    | G 20:27 | 5-11 | 1-5   | 2-2   | 1 5 7    | 2 2   | 13 | 4  | 2  | 0  | 1      | 0  | 0  | 0   |
| 1      | Chloe Averger     | C 20:07 | 2-4  | 0-0   | 0-0   | 2 2 4    | 1 0   | 0  | 0  | 0  | 0  | 0      | 0  | 0  | 0   |
| 12     | Roxane Makou      | G 11:53 | 0-3  | 0-1   | 2-2   | 1 1 2    | 1 1   | 2  | 1  | 3  | 0  | 0      | 0  | 0  | 0   |
| 1      | DeMauni Flournoy  | 27:00   | 7-15 | 5-8   | 0-0   | 0 1 1    | 0 0   | 19 | 2  | 4  | 0  | 0      | 0  | 0  | 0   |
| 4      | Yvonne Davis      | 28:52   | 5-10 | 0-1   | 0-0   | 0 1 1    | 0 0   | 19 | 2  | 4  | 0  | 0      | 0  | 0  | 0   |
| 4      | Mylène Vaneau     | 28:52   | 5-5  | 0-0   | 5-8   | 1 1 3    | 1 3   | 5  | 15 | 0  | 1  | 3      | 0  | 0  | 0   |
| 23     | Summer Davis      | 15:56   | 3-9  | 1-5   | 0-0   | 1 1 2    | 1 0   | 7  | 2  | 2  | 1  | 0      | 0  | 1  | 0   |
| 24     | Indya Davis       | 08:27   | 2-3  | 0-0   | 1-1   | 1 2 3    | 1 0   | 5  | 1  | 1  | 0  | 0      | 0  | 0  | 0   |
|        | Team              |         |      |       |       | 1 2 3    |       |    |    |    |    |        |    |    |     |
| Totals |                   | 31:10   | 7-17 | 14-20 | 14-20 | 14 24 34 | 13 14 | 83 | 17 | 12 | 3  | 3      | 3  | 3  | 3   |

# Game 17: Georgia 74, Missouri 72

Jan. 9, 2025 | Stegeman Coliseum | Athens



Official Basketball Box Score - Final  
Missouri at Georgia  
01/09/25 Stegeman Coliseum, Athens  
2024-25 Women's Basketball

Game Time: 6:00 PM  
Game Duration: 1:59  
Attendance: 2,209

Officials: Billy Smith, Kyle Bacon, Meadow Overstreet

| Missouri - 72         |                     |         |       |     |      |          |    |       |    | Record: 11-7 (0-3) |    |    |        |    |    |                    |                     |                     |       |        |
|-----------------------|---------------------|---------|-------|-----|------|----------|----|-------|----|--------------------|----|----|--------|----|----|--------------------|---------------------|---------------------|-------|--------|
| NO.                   | Name                | Min     | FG    |     | FT   | Rebounds |    | Fouls | TP | AS                 | TO | ST | Blocks |    | A+ | Shooting By Period |                     |                     |       |        |
|                       |                     |         | M/A   | P/A |      | OR       | DR |       |    |                    |    |    | TOT    | BS |    |                    |                     | BA                  |       |        |
| 30                    | Angelique Ngakulond | F 29:06 | 7-8   | 0-0 | 1-4  | 4        | 6  | 10    | 4  | 2                  | 15 | 0  | 1      | 0  | 1  | 0                  | 1 <sup>st</sup> FG% | 9-21                | 38.1% |        |
| 0                     | Grace Slaughter     | G 21:01 | 1-5   | 1-4 | 2-2  | 1        | 1  | 2     | 1  | 1                  | 5  | 0  | 2      | 0  | 0  | 0                  | 3PT%                | 3-6                 | 50.0% |        |
| 4                     | Lanah Randle        | G 38:26 | 6-14  | 0-0 | 0-0  | 4        | 6  | 10    | 2  | 0                  | 12 | 2  | 3      | 2  | 0  | 0                  | 2 <sup>nd</sup> FG% | 10-15               | 66.7% |        |
| 21                    | Averi Kroenke       | G 23:54 | 2-4   | 1-1 | 0-0  | 0        | 0  | 0     | 4  | 0                  | 9  | 4  | 0      | 0  | 0  | 0                  | 3PT%                | 1-4                 | 25.0% |        |
| 24                    | Ashton Judd         | G 37:16 | 7-14  | 4-6 | 4-4  | 2        | 0  | 2     | 1  | 6                  | 22 | 5  | 4      | 0  | 1  | 1                  | FT%                 | 1-2                 | 50%   |        |
| 8                     | Nyah Wilson         | 25:29   | 2-9   | 0-2 | 0-0  | 1        | 3  | 4     | 3  | 1                  | 4  | 7  | 1      | 4  | 0  | 3                  | 3 <sup>rd</sup> FG% | 5-12                | 41.7% |        |
| 34                    | Hannah Linthacum    | 10:30   | 1-1   | 0-0 | 1-2  | 0        | 0  | 0     | 0  | 2                  | 3  | 0  | 0      | 1  | 0  | 0                  | 3PT%                | 2-4                 | 50.0% |        |
| 23                    | Abbey Schreacke     | 14:18   | 2-4   | 2-3 | 0-0  | 0        | 1  | 1     | 0  | 0                  | 6  | 0  | 0      | 0  | 0  | 0                  | FT%                 | 2-2                 | 100%  |        |
| Team                  |                     |         |       |     |      | 2        | 2  | 4     |    |                    | 0  |    |        |    |    |                    | 4 <sup>th</sup> FG% | 5-11                | 45.5% |        |
| Totals                |                     |         | 28-59 |     | 8-16 | 8-12     | 14 | 19    | 33 | 15                 | 12 | 72 | 18     | 12 | 7  | 2                  | 4                   | 3 <sup>rd</sup> FT% | 2-2   | 100.0% |
| Technical Fouls: NONE |                     |         |       |     |      |          |    |       |    |                    |    |    |        |    |    |                    |                     |                     |       |        |

| Georgia - 74             |                  |         |      |      |     |          |    |       |    | Record: 9-8 (1-2) |    |    |        |    |     |                    |                 |                 |                 |       |       |    |  |   |  |   |  |   |  |
|--------------------------|------------------|---------|------|------|-----|----------|----|-------|----|-------------------|----|----|--------|----|-----|--------------------|-----------------|-----------------|-----------------|-------|-------|----|--|---|--|---|--|---|--|
| NO.                      | Name             | Min     | FG   |      | FT  | Rebounds |    | Fouls | TP | AS                | TO | ST | Blocks |    | +/- | Shooting By Period |                 |                 |                 |       |       |    |  |   |  |   |  |   |  |
|                          |                  |         | M/A  | 3P/A |     | OR       | DR |       |    |                   |    |    | BS     | BA |     | 1 <sup>st</sup>    | 2 <sup>nd</sup> | 3 <sup>rd</sup> | 4 <sup>th</sup> |       |       |    |  |   |  |   |  |   |  |
| 21                       | Falima Diakhate  | F 31:26 | 2-2  | 0-0  | 0-1 | 3        | 0  | 3     | 1  | 1                 | 4  | 0  | 0      | 1  | 0   | -5                 | 1 <sup>st</sup> | FG%             | 11-21           | 52.4% |       |    |  |   |  |   |  |   |  |
| 0                        | Trinity Turner   | G 36:36 | 8-22 | 1-9  | 1-2 | 2        | 5  | 7     | 1  | 1                 | 18 | 7  | 1      | 2  | 0   | -3                 | FT%             | 2-3             | 66.7%           |       |       |    |  |   |  |   |  |   |  |
| 1                        | Asia Avinger     | G 37:38 | 3-8  | 2-4  | 2-2 | 0        | 2  | 2     | 3  | 5                 | 10 | 4  | 3      | 3  | 0   | -2                 | 2 <sup>nd</sup> | FG%             | 3-18            | 16.7% |       |    |  |   |  |   |  |   |  |
| 23                       | Summer Davis     | G 18:23 | 1-6  | 0-4  | 2-3 | 0        | 2  | 2     | 1  | 1                 | 4  | 1  | 0      | 0  | 0   | 12                 | 3PT%            | 0-7             | 0.0%            |       |       |    |  |   |  |   |  |   |  |
| 33                       | Mia Woolfolk     | 26:06   | 4-7  | 0-0  | 1-2 | 4        | 4  | 8     | 2  | 2                 | 9  | 0  | 3      | 2  | 0   | 3                  | 3 <sup>rd</sup> | FG%             | 5-11            | 45.5% |       |    |  |   |  |   |  |   |  |
| 12                       | Roxane Makolo    | 05:21   | 0-0  | 0-0  | 0-0 | 0        | 1  | 1     | 0  | 0                 | 0  | 1  | 0      | 0  | 0   | 6                  | 3PT%            | 0-3             | 0.0%            |       |       |    |  |   |  |   |  |   |  |
| 10                       | DeMauri Flournoy | 25:21   | 6-14 | 5-9  | 2-2 | 1        | 1  | 2     | 1  | 3                 | 19 | 2  | 3      | 1  | 0   | 1                  | FT%             | 3-5             | 60%             |       |       |    |  |   |  |   |  |   |  |
| Team                     |                  |         |      |      |     |          |    |       |    |                   |    |    |        |    |     |                    |                 | 4 <sup>th</sup> | FG%             | 10-18 | 55.6% |    |  |   |  |   |  |   |  |
| Totals                   |                  | 29-68   |      | 8-26 |     | 8-12     |    | 20    |    | 19                |    | 39 |        | 12 |     | 15                 |                 | 74              |                 | 15    |       | 12 |  | 9 |  | 4 |  | 2 |  |
| Technical Fouls: NONE    |                  |         |      |      |     |          |    |       |    |                   |    |    |        |    |     |                    |                 |                 |                 |       |       |    |  |   |  |   |  |   |  |
| Dead Ball Rebounds: 4, 0 |                  |         |      |      |     |          |    |       |    |                   |    |    |        |    |     |                    |                 |                 |                 |       |       |    |  |   |  |   |  |   |  |

|                  | MIZ                       | UGA                      | Points from   | MIZ | UGA | Period by Period Scoring |     |     |     |         |
|------------------|---------------------------|--------------------------|---------------|-----|-----|--------------------------|-----|-----|-----|---------|
| Biggest lead     | 14 (4 <sup>th</sup> 9:42) | 8 (2 <sup>nd</sup> 8:42) | Turnovers     | 7   | 12  |                          | 1st | 2nd | 3rd | 4th TOT |
| Best Scoring Run | 14 (2 <sup>nd</sup> 0:47) | 9 (2 <sup>nd</sup> 8:42) | Paint         | 30  | 34  | MIZ                      | 21  | 22  | 14  | 15 72   |
| Lead Changes     | 12                        |                          | Second Chance | 13  | 19  |                          |     |     |     |         |
| Times Tied       | 5                         |                          | Fast Breaks   | 2   | 6   | UGA                      | 27  | 6   | 13  | 28 74   |
| Time with Lead   | 27:32                     | 09:40                    | Bench         | 13  | 28  |                          |     |     |     |         |



## INDIVIDUAL SUPERLATIVES

| GEORGIA   | CATEGORY                             | OPPONENT  |
|---|--------------------------------------|---|
| 28 by Trinity Turner at Georgia Tech (11/17/24)           | Points Scored                        | 36 by Mikayla Blakes, Vanderbilt (1/2/25)                 |
| 11 by Trinity Turner at Georgia Tech (11/17/24)           | Total Field Goals                    | 11 by Khamil Pierre, Vanderbilt (1/2/25)                  |
| 26 by Trinity Turner at Georgia Tech (11/17/24)           | Total FGs Attempted                  | 21 by Eylia Love, Houston (11/8/24)                       |
| .700 by Amiya Evans vs. Houston (11/8/24)                 | Highest FG Percentage (min. 10 att.) | .692 by Emma Ronsiek, Colorado State (12/20/24)           |
| .471 by Asia Avinger vs. Colorado State (12/20/24)        | Highest FG Percentage (min. 15 att.) | .667 by Kara Dunn, Georgia Tech (11/17/24)                |
| 5, 3X, last by De'Mauri Flournoy vs. Missouri (1/9/25)    | 3-Point Field Goals                  | 7 by Moriah Murray, Penn State (11/23/24)                 |
| 10, 2X, last by Trinity Turner at Georgia Tech (11/17/24) | 3-Pt. FGs Attempted                  | 14 by Moriah Murray, Penn State (11/23/24)                |
| N/A   | 3-Pt. FGs Percentage (min. 6 made)   | .556 by Mikayla Blakes, Vanderbilt (1/2/25)               |
| 10 by Mia Woolfolk vs. NC Central (11/4/24)               | Free Throws Made                     | 13 by Mikayla Blakes, Vanderbilt (1/2/25)                 |
| 10 by Mia Woolfolk vs. NC Central (11/4/24)               | Free Throws Attempted                | 14 by Mikayla Blakes, Vanderbilt (1/2/25)                 |
| 1.000 (10-10) by Mia Woolfolk vs. NC Central (11/4/24)    | Free Throw Percentage (min 10 att.)  | .929 (13-14) by Mikayla Blakes, Vanderbilt (1/2/25)       |
| 8 by Amiya Evans vs. NC Central (11/4/24)                 | Offensive Rebounds                   | 6 by Kara Dunn, Georgia Tech (11/17/24)                   |
| 10 by Asia Avinger vs. Colorado State (12/20/24)          | Defensive Rebounds                   | 9, 2X, last by Gracie Merkle, Penn State (11/23/24)       |
| 13 by Mia Woolfolk vs. NC Central (11/4/24)               | Total Rebounds                       | 11 by Gracie Merkle, Penn State (11/23/24)                |
| 8 by Asia Avinger vs. Virginia Tech (12/4/24)             | Assists                              | 11 by Jordyn Oliver, Vanderbilt (1/2/25)                  |
| 9, 2X, last by Trinity Turner vs. Hampton (12/1/24)       | Turnovers                            | 7, 3X, last by Nyam Thornton, Prairie View A&M (11/26/24) |
| 3, 2X, last by Miyah Verse vs. Missouri (1/9/25)          | Blocked Shots                        | 4 by Gracie Merkle, Penn State (11/23/24)                 |
| 5, 2X, last by Trinity Turner vs. Ohio (12/28/24)         | Steals                               | 5, 2X, last by Jasha Clinton, Hampton (12/1/24)           |
| 42 by Asia Avinger vs. Hampton (12/1/24)                  | Minutes Played (Including OT)        | 43 by Jasha Clinton, Hampton (12/1/24)                    |

## TEAM SUPERLATIVES

| Georgia High                        | Georgia Low                             | Category                    | Opponent High                       | Opponent Low                     |
|-------------------------------------|---|-----------------------------|-------------------------------------|----------------------------------|
| 96 vs. NC Central (11/4/24)         | 47 vs. Penn State (11/23/24)            | Points                      | 108 by Vanderbilt (1/2/25)          | 44 by Tulsa (11/21/24)           |
| 28, 3X, last vs. Missouri (1/9/25)  | 4 vs. Colorado State (12/20/24)         | Points/Quarter              | 29, 2X by Vanderbilt (1/2/25)       | 4 by Houston (11/8/24)           |
| 54 vs. NC Central (11/4/24)         | 19 vs. Tulsa (11/21/24)                 | Points/Half                 | 58 by Vanderbilt (1/2/25)           | 19 by Ohio (12/28/24)            |
| 32, 2X, last at Vanderbilt (1/2/25) | 19 vs. Penn State (11/23/24)            | Field Goals Made            | 34 by Vanderbilt (1/2/25)           | 15, 2X, last by Tulsa (11/21/24) |
| 78 vs. NC Central (11/4/24)         | 49 vs. UNCG (12/16/24)                  | FG Attempts                 | 71, 2X, last by Vanderbilt (1/2/25) | 52 by Tulsa (11/21/24)           |
| .517 vs. Ohio (12/28/24)            | .297 vs. Penn State (11/23/24)          | FG Percentage               | .500 by Clemson (12/19/24)          | .246 by Houston (11/8/24)        |
| 8 vs. Missouri (1/9/25)             | 4, 4X, last at Vanderbilt (1/2/25)      | 3-Point FG Made             | 12 by Georgia State (11/14/24)      | 2 by Furman (11/10/24)           |
| 26 vs. Missouri (1/9/25)            | 7 vs. UNCG (12/16/24)                   | 3-Pt. FG Attempts           | 33 by Georgia State (11/14/24)      | 15, 3X, last by Florida (1/5/25) |
| .571 vs. UNCG (12/16/24)            | .211 vs. Georgia State (11/14/24)       | 3-Pt. Percentage            | .500 by Missouri (1/9/25)           | .100 by Furman (11/10/24)        |
| 25 vs. NC Central (11/4/24)         | 4, 2X, last vs. Virginia Tech (12/4/24) | Free Throws Made            | 29 by Vanderbilt (1/2/25)           | 4, 2X, last by Ohio (12/28/24)   |
| 30 vs. NC Central (11/4/24)         | 5 vs. Virginia Tech (12/4/24)           | FT Attempted                | 31 by Vanderbilt (1/2/25)           | 5 by Penn State (11/23/24)       |
| .833 vs. NC Central (11/4/24)       | .368 vs. Tulsa (11/21/24)               | FT Percentage (min 10 att.) | .935 by Vanderbilt (1/2/25)         | .462 by NC Central (11/4/24)     |
| 23 vs. NC Central (11/4/24)         | 3 vs. UNCG (12/16/24)                   | Offensive Rebounds          | 15 by Georgia Tech (11/17/24)       | 3, 2X, last by Ohio (12/28/24)   |
| 36, 2X, last vs. Houston (11/8/24)  | 19 vs. Missouri (1/9/25)                | Defensive Rebounds          | 32 by Penn State (11/23/24)         | 16 by Ohio (12/28/24)            |
| 59 vs. NC Central (11/4/24)         | 28, 2X, last vs. Clemson (12/19/24)     | Total Rebounds              | 45 by Penn State (11/23/24)         | 19 by Ohio (12/28/24)            |
| 18 vs. NC Central (11/4/24)         | 10, 4X, last vs. Clemson (12/19/24)     | Assists                     | 27 by Vanderbilt (1/2/25)           | 6 by Houston (11/8/24)           |
| 13 vs. NC Central (11/4/24)         | 4, 2X, last at Vanderbilt (1/2/25)      | Steals                      | 12 by Hampton (12/1/24)             | 2 by Clemson (12/19/24)          |
| 5, 2X, last at Florida (1/5/25)     | 0 2X, last vs. Clemson (12/19/24)       | Blocked Shots               | 6, 2X, last by Vanderbilt (1/2/25)  | 0 by Tulsa (11/26/24)            |
| 32 vs. Hampton (12/1/24)            | 7 vs. Clemson (12/19/24)                | Turnovers                   | 24 by Hampton (12/1/24)             | 6 by Georgia Tech (11/17/24)     |





# #0 TRINITY TURNER

Fr. // Guard // 5-6 // Orlando, Fla. // Dr. Phillips High School  
*Angie Watson Women's Basketball Scholarship*

**Major: Finance**

## CAREER HIGHS

### POINTS

Season: 28 at GA Tech (11/17/24)  
 Career: 28 at GA Tech (11/17/24)

### REBOUNDS

Season: 8 vs. Ga State (11/14/24)  
 Career: 8 vs. Ga State (11/14/24)

### ASSISTS

Season: 7 vs. Missouri (1/9/25)  
 Career: 7 vs. Missouri (1/9/25)

### BLOCKS

Season: 1 vs. Hampton (12/1/24)  
 Career: 1 vs. Hampton (12/1/24)

### STEALS

Season: 3 4x (last vs Penn State (11/23/24))  
 Career: 3 4x (last vs Penn State (11/23/24))

### MINUTES

Season: 40 vs. Ga State (11/14/24)  
 Career: 40 vs. Ga State (11/14/24)

## MISCELLANEOUS STATS

### DOUBLE-DIGIT POINTS

Season: 11 Career: 11

### DOUBLE-DIGIT REBOUNDS

Season: x Career: x

### DOUBLE-DOUBLES

Season: x Career: x

### 20-POINT GAMES

Season: 2 Career: 2

## Career Highlights

- » Hit the game-winning 3-pointer as time expired in the 74-72 win vs. Missouri
- » First Georgia freshman since Tasha Humphrey in 2004 to start her career with three-straight double-figure scoring games
- » Her 28 points against GA Tech were the most for a Georgia freshman since Gabby Connally in 2018
- » 3x Florida Dairy Farmers 7A Player Of The Year
- » 2023 Orlando Sentinel Girls Player Of The Year

## Season Stats

### #0 TURNER, Trinity

| Opponent        | Date       | GS | MIN   | Total  |        | 3-Pointers |       | Free throws |       | Rebounds |     |     |     | PF  | A  | TO | BLK | STL | PTS | AVG  |      |
|-----------------|------------|----|-------|--------|--------|------------|-------|-------------|-------|----------|-----|-----|-----|-----|----|----|-----|-----|-----|------|------|
|                 |            |    |       | FG-FGA | PCT    | 3FG-3FGA   | PCT   | FT-FTA      | PCT   | OFF      | DEF | TOT | AVG |     |    |    |     |     |     |      |      |
| N.C. Central    | 11/04/2024 | *  | 21:28 | 4-8    | .500   | 1-1        | 1.000 | 6-6         | 1.000 | 0        | 6   | 6   | 6.0 | 1   | 0  | 2  | 0   | 3   | 15  | 15.0 |      |
| Houston         | 11/08/2024 | *  | 37:27 | 5-16   | .313   | 1-5        | .200  | 1-2         | .500  | 1        | 6   | 7   | 6.5 | 0   | 6  | 2  | 0   | 3   | 12  | 13.5 |      |
| Furman          | 11/10/2024 | *  | 33:57 | 5-19   | .263   | 1-3        | .333  | 0-0         | .000  | 3        | 3   | 6   | 6.3 | 1   | 1  | 0  | 0   | 3   | 11  | 12.7 |      |
| Georgia St.     | 11/14/2024 | *  | 40:00 | 2-15   | .133   | 1-5        | .200  | 0-0         | .000  | 4        | 4   | 8   | 6.8 | 2   | 6  | 2  | 0   | 2   | 5   | 10.8 |      |
| at Georgia Tech | 11/17/2024 | *  | 38:28 | 11-26  | .423   | 5-10       | .500  | 1-1         | 1.000 | 1        | 4   | 5   | 6.4 | 4   | 3  | 4  | 0   | 0   | 28  | 14.2 |      |
| vs Tulsa        | 11/21/2024 | *  | 32:04 | 3-12   | .250   | 1-4        | .250  | 0-2         | .000  | 0        | 6   | 6   | 6.3 | 0   | 4  | 6  | 0   | 1   | 7   | 13.0 |      |
| vs Penn St.     | 11/23/2024 | *  | 32:55 | 6-16   | .375   | 3-7        | .429  | 0-0         | .000  | 1        | 5   | 6   | 6.3 | 5   | 0  | 5  | 0   | 3   | 15  | 13.3 |      |
| Prairie View    | 11/26/2024 | *  | 31:17 | 6-17   | .353   | 1-5        | .200  | 3-3         | 1.000 | 2        | 3   | 5   | 6.1 | 3   | 3  | 3  | 0   | 0   | 16  | 13.6 |      |
| Hampton         | 12/01/2024 | *  | 35:32 | 3-12   | .250   | 1-6        | .167  | 1-1         | 1.000 | 1        | 4   | 5   | 6.0 | 0   | 2  | 9  | 1   | 2   | 8   | 13.0 |      |
| Virginia Tech   | 12/04/2024 | *  | 35:30 | 7-15   | .467   | 0-2        | .000  | 0-0         | .000  | 0        | 3   | 3   | 5.7 | 4   | 2  | 4  | 0   | 2   | 14  | 13.1 |      |
| UNC Greensboro  | 12/16/2024 | *  | 31:38 | 2-6    | .333   | 0-0        | .000  | 1-2         | .500  | 0        | 4   | 4   | 5.5 | 2   | 5  | 1  | 0   | 2   | 5   | 12.4 |      |
| vs Clemson      | 12/19/2024 | *  | 33:18 | 6-11   | .545   | 0-2        | .000  | 2-2         | 1.000 | 0        | 3   | 3   | 5.3 | 1   | 3  | 1  | 0   | 1   | 14  | 12.5 |      |
| vs Colorado St. | 12/20/2024 | *  | 18:03 | 2-7    | .286   | 1-1        | 1.000 | 0-0         | .000  | 0        | 2   | 2   | 5.1 | 5   | 1  | 3  | 0   | 1   | 5   | 11.9 |      |
| Ohio            | 12/28/2024 | *  | 30:27 | 5-11   | .455   | 1-5        | .200  | 2-2         | 1.000 | 1        | 1   | 2   | 4.9 | 2   | 4  | 2  | 0   | 5   | 13  | 12.0 |      |
| at Vanderbilt   | 01/02/2025 | *  | 19:32 | 2-11   | .182   | 0-5        | .000  | 0-0         | .000  | 0        | 0   | 0   | 4.5 | 4   | 4  | 5  | 0   | 0   | 4   | 11.5 |      |
| at Florida      | 01/05/2025 | *  | 39:45 | 8-16   | .500   | 3-6        | .500  | 1-1         | 1.000 | 0        | 5   | 5   | 4.6 | 0   | 0  | 6  | 0   | 1   | 20  | 12.0 |      |
| Missouri        | 01/09/2025 | *  | 36:36 | 8-22   | .364   | 1-9        | .111  | 1-2         | .500  | 2        | 5   | 7   | 4.7 | 1   | 7  | 1  | 0   | 2   | 18  | 12.4 |      |
| Totals          |            |    | 16    | 547:57 | 85-240 | .354       | 21-76 | .276        | 19-24 | .792     | 16  | 64  | 80  | 4.7 | 35 | 51 | 56  | 1   | 31  | 210  | 12.4 |

### Player Averages

| Games Played | Minutes/ game | Points/ game | FG Pct | 3FG Pct | FT Pct | Rebounds/ game | Assists/ game | Turnovers/ game | Assist/Turnover ratio | Steals/ game | Blocks/ game |
|--------------|---------------|--------------|--------|---------|--------|----------------|---------------|-----------------|-----------------------|--------------|--------------|
| 17           | 32.2          | 12.4         | 35.4   | 27.6    | 79.2   | 4.7            | 3.0           | 3.3             | 0.9                   | 1.8          | 0.1          |

## OVERALL CAREER STATISTICS

|         |      |       |          | Field Goals |      | 3-Point  |      | F-Throws |      | Rebounds |     |     |     |       |    |    |     |     | Scoring |      |
|---------|------|-------|----------|-------------|------|----------|------|----------|------|----------|-----|-----|-----|-------|----|----|-----|-----|---------|------|
| SEASON  | TEAM | GP-GS | MIN/AVG  | FG-FGA      | FG%  | 3FG-3FGA | 3FG% | FT-FTA   | FT%  | OFF      | DEF | TOT | AVG | PF-FO | A  | TO | BLK | STL | PTS     | AVG  |
| 2024-25 | UG   | 17-16 | 548/32.2 | 85-240      | .354 | 21-76    | .276 | 19-24    | .792 | 16       | 64  | 80  | 4.7 | 35-2  | 51 | 56 | 1   | 31  | 210     | 12.4 |
| TOTAL   |      | 17-16 | 548/32.2 | 85-240      | .354 | 21-76    | .276 | 19-24    | .792 | 16       | 64  | 80  | 4.7 | 35-2  | 51 | 56 | 1   | 31  | 210     | 12.4 |



# #1

## ASIA AVINGER

Sr. // Guard // 5-7 // Cerritos, Calif. // San Diego State  
*Vickie and Leon Farmer Scholarship Endowment*  
**Major: Communication Studies**

### CAREER HIGHS

#### POINTS

Season: 20 vs. Colorado St. (12/20/24)  
 Career: 30 vs. Boise State (1/15/22)

#### REBOUNDS

Season: 10 vs. Colorado St. (12/20/24)  
 Career: 10 vs. Colorado St. (12/20/24)

#### ASSISTS

Season: 8 vs. Va Tech (12/4/24)  
 Career: 10 vs. Wofford (12/30/23)

#### BLOCKS

Season: 1 vs. Tulsa (11/21/24)  
 Career: 1 10 times

#### STEALS

Season: 5 vs. NC Central (11/4/24)  
 Career: 5 3X last vs. NC Central (11/4/24)

#### MINUTES

Season: 42 vs. Hampton (12/1/24)  
 Career: 42 vs. Hampton (12/1/24)

### MISCELLANEOUS STATS

#### DOUBLE-DIGIT POINTS

Season: 10 Career: 57

#### DOUBLE-DIGIT REBOUNDS

Season: 1 Career: 1

#### DOUBLE-DOUBLES

Season: 1 Career: 2

#### 20-POINT GAMES

Season: 1 Career: 9

### Career Highlights

- » Georgia's senior leader
- » Season-high 20-point, 10-reb. effort vs. Colorado State
- » Hit the 1,000-point mark for her career in the win against Tulsa
- » Started in all 30 games in her first season at Georgia
- » Ranked fifth in the SEC with 131 assists on the season (4.4 per game) last year
- » All-Mountain West Team (2022-23)

### Season Stats

#### #1 AVINGER, Asia

| Opponent        | Date       | GS | MIN              | Total         |             | 3-Pointers   |             | Free throws  |             | Rebounds  |           |           |            | PF        | A         | TO        | BLK      | STL       | PTS        | AVG        |
|-----------------|------------|----|------------------|---------------|-------------|--------------|-------------|--------------|-------------|-----------|-----------|-----------|------------|-----------|-----------|-----------|----------|-----------|------------|------------|
|                 |            |    |                  | FG-FGA        | PCT         | 3FG-3FGA     | PCT         | FT-FTA       | PCT         | OFF       | DEF       | TOT       | AVG        |           |           |           |          |           |            |            |
| N.C. Central    | 11/04/2024 | *  | 22:42            | 3-4           | .750        | 0-1          | .000        | 2-2          | 1.000       | 0         | 3         | 3         | 3.0        | 5         | 6         | 2         | 0        | 5         | 8          | 8.0        |
| Houston         | 11/08/2024 | *  | 29:59            | 5-6           | .833        | 3-3          | 1.000       | 0-0          | .000        | 0         | 3         | 3         | 3.0        | 4         | 2         | 6         | 0        | 0         | 13         | 10.5       |
| Furman          | 11/10/2024 | *  | 31:55            | 4-8           | .500        | 1-4          | .250        | 8-9          | .889        | 2         | 2         | 4         | 3.3        | 1         | 2         | 4         | 0        | 1         | 17         | 12.7       |
| Georgia St.     | 11/14/2024 | *  | 29:07            | 4-11          | .364        | 1-6          | .167        | 6-7          | .857        | 1         | 2         | 3         | 3.3        | 4         | 4         | 3         | 0        | 3         | 15         | 13.3       |
| at Georgia Tech | 11/17/2024 | *  | 34:59            | 2-8           | .250        | 1-3          | .333        | 0-0          | .000        | 1         | 4         | 5         | 3.6        | 2         | 2         | 3         | 0        | 2         | 5          | 11.6       |
| vs Tulsa        | 11/21/2024 |    | 31:35            | 5-7           | .714        | 1-2          | .500        | 2-3          | .667        | 3         | 3         | 6         | 4.0        | 4         | 2         | 4         | 1        | 1         | 13         | 11.8       |
| vs Penn St.     | 11/23/2024 | *  | 37:33            | 2-7           | .286        | 0-2          | .000        | 1-3          | .333        | 0         | 0         | 0         | 3.4        | 2         | 5         | 9         | 0        | 1         | 5          | 10.9       |
| Prairie View    | 11/26/2024 | *  | 27:58            | 1-3           | .333        | 0-1          | .000        | 3-4          | .750        | 1         | 3         | 4         | 3.5        | 0         | 4         | 2         | 0        | 3         | 5          | 10.1       |
| Hampton         | 12/01/2024 | *  | 42:58            | 4-8           | .500        | 1-3          | .333        | 3-6          | .500        | 0         | 3         | 3         | 3.4        | 2         | 7         | 6         | 0        | 2         | 12         | 10.3       |
| Virginia Tech   | 12/04/2024 | *  | 34:27            | 1-7           | .143        | 0-3          | .000        | 0-0          | .000        | 0         | 0         | 0         | 3.1        | 4         | 8         | 2         | 0        | 1         | 2          | 9.5        |
| UNC Greensboro  | 12/16/2024 | *  | 30:57            | 1-5           | .200        | 0-1          | .000        | 0-0          | .000        | 1         | 2         | 3         | 3.1        | 1         | 2         | 3         | 0        | 2         | 2          | 8.8        |
| vs Clemson      | 12/19/2024 | *  | 30:11            | 4-8           | .500        | 1-1          | 1.000       | 2-2          | 1.000       | 2         | 2         | 4         | 3.2        | 4         | 4         | 1         | 0        | 2         | 11         | 9.0        |
| vs Colorado St. | 12/20/2024 | *  | 36:54            | 8-17          | .471        | 3-5          | .600        | 1-1          | 1.000       | 0         | 10        | 10        | 3.7        | 2         | 7         | 3         | 0        | 0         | 20         | 9.8        |
| Ohio            | 12/28/2024 | *  | 30:03            | 1-4           | .250        | 0-0          | .000        | 2-2          | 1.000       | 0         | 2         | 2         | 3.6        | 1         | 6         | 0         | 0        | 1         | 4          | 9.4        |
| at Vanderbilt   | 01/02/2025 | *  | 27:56            | 5-11          | .455        | 1-3          | .333        | 2-3          | .667        | 0         | 6         | 6         | 3.7        | 3         | 7         | 0         | 0        | 2         | 13         | 9.7        |
| at Florida      | 01/05/2025 | *  | 38:49            | 4-11          | .364        | 0-1          | .000        | 3-4          | .750        | 1         | 3         | 4         | 3.8        | 2         | 6         | 3         | 0        | 4         | 11         | 9.8        |
| Missouri        | 01/09/2025 | *  | 37:38            | 3-8           | .375        | 2-4          | .500        | 2-2          | 1.000       | 0         | 2         | 2         | 3.6        | 3         | 4         | 3         | 0        | 3         | 10         | 9.8        |
| <b>Totals</b>   |            |    | <b>16 555:41</b> | <b>57-133</b> | <b>.429</b> | <b>15-43</b> | <b>.349</b> | <b>37-48</b> | <b>.771</b> | <b>12</b> | <b>50</b> | <b>62</b> | <b>3.6</b> | <b>44</b> | <b>78</b> | <b>54</b> | <b>1</b> | <b>33</b> | <b>166</b> | <b>9.8</b> |

#### Player Averages

| Games Played | Minutes/game | Points/game | FG Pct | 3FG Pct | FT Pct | Rebounds/game | Assists/game | Turnovers/game | Assist/Turnover ratio | Steals/game | Blocks/game |
|--------------|--------------|-------------|--------|---------|--------|---------------|--------------|----------------|-----------------------|-------------|-------------|
| 17           | 32.7         | 9.8         | 42.9   | 34.9    | 77.1   | 3.6           | 4.6          | 3.2            | 1.4                   | 1.9         | 0.1         |

### OVERALL CAREER STATISTICS

|              |      |         |           | Field Goals |      | 3-Point  |      | F-Throws |      | Rebounds |     |     |     |       |     |     |     |     |      | Scoring |  |
|--------------|------|---------|-----------|-------------|------|----------|------|----------|------|----------|-----|-----|-----|-------|-----|-----|-----|-----|------|---------|--|
| SEASON       | TEAM | GP-GS   | MIN/AVG   | FG-FGA      | FG%  | 3FG-3FGA | 3FG% | FT-FTA   | FT%  | OFF      | DEF | TOT | AVG | PF-FO | A   | TO  | BLK | STL | PTS  | AVG     |  |
| 2021-22      | SDSU | 31-30   | 933/30.1  | 134-354     | .379 | 7-36     | .194 | 96-129   | .744 | 33       | 112 | 145 | 4.7 | 93-1  | 121 | 94  | 1   | 35  | 371  | 12.0    |  |
| 2022-23      | SDSU | 29-28   | 871/30.0  | 133-277     | .480 | 13-42    | .310 | 56-90    | .622 | 14       | 86  | 100 | 3.4 | 95-3  | 123 | 71  | 6   | 59  | 335  | 11.6    |  |
| 2023-24      | UG   | 30-30   | 847/28.2  | 80-233      | .343 | 29-94    | .309 | 44-71    | .620 | 12       | 89  | 101 | 3.4 | 73-1  | 131 | 85  | 3   | 37  | 233  | 7.8     |  |
| 2024-25      | UG   | 17-16   | 556/32.7  | 57-133      | .429 | 15-43    | .349 | 37-48    | .771 | 12       | 50  | 62  | 3.6 | 44-1  | 78  | 54  | 1   | 33  | 166  | 9.8     |  |
| TOTAL FOR UG |      | 47-46   | 1403/29.8 | 137-366     | .374 | 44-137   | .321 | 81-119   | .681 | 24       | 139 | 163 | 3.5 | 117-2 | 209 | 139 | 4   | 70  | 399  | 8.5     |  |
| TOTAL        |      | 107-104 | 3207/30.0 | 404-997     | .405 | 64-215   | .298 | 233-338  | .689 | 71       | 337 | 408 | 3.8 | 305-6 | 453 | 304 | 11  | 164 | 1105 | 10.3    |  |



# #2

## SAVANNAH HENDERSON

R-So. // Guard // 6-3 // Orlando, Fla. // Timbercreek HS  
*Victoria P. Farmer Women's Basketball Scholarship*

**Major: Sociology**

### CAREER HIGHS

#### POINTS

Season:  
 Career: 9 at South Carolina (2/18/24)

#### REBOUNDS

Season:  
 Career: 3 2X, last vs. LSU (2/29/24)

#### ASSISTS

Season:  
 Career: 2 3X, last vs. Kentucky (3/6/24)

#### BLOCKS

Season:  
 Career: 1 at Ole Miss (2/22/24)

#### STEALS

Season:  
 Career: 2 at South Carolina (2/18/24)

#### MINUTES

Season:  
 Career: 27 at Vanderbilt (3/3/24)

### MISCELLANEOUS STATS

#### DOUBLE-DIGIT POINTS

Season: Career:

#### DOUBLE-DIGIT REBOUNDS

Season: Career:

#### DOUBLE-DOUBLES

Season: Career:

#### 20-POINT GAMES

Season: Career:

### Career Highlights

- » Out due to injury.
- » Best game of her career came at No. 1 South Carolina, where she scored nine points in 20 min.
- » Was putting together an impressive freshman season in 2022-23 before suffering a season-ending injury in the fourth game.
- » Consensus top-50 prospect nationally
- » Daughter of Coach ABE and Michael Henderson

### Season Stats

### OVERALL CAREER STATISTICS

|              |      |             |                 | Field Goals  |             | 3-Point      |             | F-Throws   |             | Rebounds |           |           |            |             |           |           |          |          | Scoring   |            |
|--------------|------|-------------|-----------------|--------------|-------------|--------------|-------------|------------|-------------|----------|-----------|-----------|------------|-------------|-----------|-----------|----------|----------|-----------|------------|
| SEASON       | TEAM | GP-GS       | MIN/AVG         | FG-FGA       | FG%         | 3FG-3FGA     | 3FG%        | FT-FTA     | FT%         | OFF      | DEF       | TOT       | AVG        | PF-FO       | A         | TO        | BLK      | STL      | PTS       | AVG        |
| 2022-23      | UG   | 4-0         | 53/13.3         | 6-14         | .429        | 4-9          | .444        | 1-2        | .500        | 1        | 2         | 3         | 0.8        | 4-0         | 4         | 2         | 0        | 3        | 17        | 4.3        |
| 2023-24      | UG   | 15-0        | 179/12.0        | 11-40        | .275        | 11-37        | .297        | 0-0        | .000        | 2        | 11        | 13        | 0.9        | 12-0        | 6         | 8         | 1        | 5        | 33        | 2.2        |
| <b>TOTAL</b> |      | <b>19-0</b> | <b>233/12.3</b> | <b>17-54</b> | <b>.315</b> | <b>15-46</b> | <b>.326</b> | <b>1-2</b> | <b>.500</b> | <b>3</b> | <b>13</b> | <b>16</b> | <b>0.8</b> | <b>16-0</b> | <b>10</b> | <b>10</b> | <b>1</b> | <b>8</b> | <b>50</b> | <b>2.6</b> |





# #4

## MIYAH VERSE

R-Fr. // Forward // 6-1 // Dayton, Ohio // Arizona Elite Prep  
Val Porter Family Women's Basketball Scholarship

**Major: Criminal Justice**

### CAREER HIGHS

#### POINTS

Season: 15 2X, last vs. Vandy (1/2/25)  
Career: 15 2X, last vs. Vandy (1/2/25)

#### REBOUNDS

Season: 11 vs. Ohio (12/28/24)  
Career: 11 vs. Ohio (12/28/24)

#### ASSISTS

Season: 1 5X  
Career: 1 5X

#### BLOCKS

Season: 3 vs. Missouri (1/9/25)  
Career: 3 vs. Missouri (1/9/25)

#### STEALS

Season: 3 vs. Ohio (12/28/24)  
Career: 3 vs. Ohio (12/28/24)

#### MINUTES

Season: 31 vs. Missouri (1/9/25)  
Career: 31 vs. Missouri (1/9/25)

### MISCELLANEOUS STATS

#### DOUBLE-DIGIT POINTS

Season: 4 Career: 4

#### DOUBLE-DIGIT REBOUNDS

Season: 2 Career: 2

#### DOUBLE-DOUBLES

Season: 1 Career: 1

#### 20-POINT GAMES

Season: x Career: x

### Career Highlights

- » Four-straight games in double figures and shooting 81 percent over those four contests
- » First career double double with a career-high 15 points and 11 boards vs. Ohio
- » Redshirted last season
- » Prepped at national powerhouse Arizona Elite Prep and Mountain Ridge High in Peoria, Arizona
- » Member of ESPN's Super 60 as one of the top players in the country
- » A track star who won the outdoor state championship in the discus throw

### Season Stats

#### #4 VERSE, Miyah

| Opponent        | Date         | GS       | MIN           | Total        |             | 3-Pointers |             | Free throws  |             | Rebounds  |           |           |            | PF        | A        | TO        | BLK      | STL       | PTS        | AVG        |
|-----------------|--------------|----------|---------------|--------------|-------------|------------|-------------|--------------|-------------|-----------|-----------|-----------|------------|-----------|----------|-----------|----------|-----------|------------|------------|
|                 |              |          |               | FG-FGA       | PCT         | 3FG-3FGA   | PCT         | FT-FTA       | PCT         | OFF       | DEF       | TOT       | AVG        |           |          |           |          |           |            |            |
| N.C. Central    | 11/04/2024   |          | 23:45         | 3-12         | .250        | 0-0        | .000        | 3-8          | .375        | 4         | 6         | 10        | 10.0       | 0         | 0        | 0         | 0        | 2         | 9          | 9.0        |
| Houston         | 11/08/2024   |          | 14:20         | 2-6          | .333        | 0-0        | .000        | 0-0          | .000        | 2         | 5         | 7         | 8.5        | 4         | 1        | 1         | 0        | 0         | 4          | 6.5        |
| Furman          | 11/10/2024   |          | 09:26         | 2-3          | .667        | 0-0        | .000        | 0-2          | .000        | 2         | 1         | 3         | 6.7        | 5         | 1        | 1         | 0        | 0         | 4          | 5.7        |
| Georgia St.     | 11/14/2024   |          | 14:29         | 1-2          | .500        | 0-0        | .000        | 0-1          | .000        | 1         | 5         | 6         | 6.5        | 2         | 0        | 1         | 0        | 2         | 2          | 4.8        |
| at Georgia Tech | 11/17/2024   |          | 18:48         | 1-1          | 1.000       | 0-0        | .000        | 0-0          | .000        | 5         | 2         | 7         | 6.6        | 1         | 1        | 0         | 0        | 1         | 2          | 4.2        |
| vs Tulsa        | 11/21/2024   |          | 15:58         | 0-1          | .000        | 0-0        | .000        | 2-6          | .333        | 2         | 4         | 6         | 6.5        | 3         | 0        | 3         | 0        | 1         | 2          | 3.8        |
| vs Penn St.     | 11/23/2024   |          | 22:24         | 1-3          | .333        | 0-0        | .000        | 2-4          | .500        | 3         | 6         | 9         | 6.9        | 2         | 0        | 2         | 1        | 2         | 4          | 3.9        |
| Prairie View    | 11/26/2024   |          | 21:46         | 3-3          | 1.000       | 0-0        | .000        | 2-6          | .333        | 3         | 2         | 5         | 6.6        | 4         | 0        | 1         | 1        | 3         | 8          | 4.4        |
| Hampton         | 12/01/2024   |          | 19:40         | 1-2          | .500        | 0-0        | .000        | 2-2          | 1.000       | 1         | 5         | 6         | 6.6        | 4         | 0        | 1         | 0        | 1         | 4          | 4.3        |
| Virginia Tech   | 12/04/2024   |          | 10:03         | 2-2          | 1.000       | 0-0        | .000        | 2-3          | .667        | 1         | 2         | 3         | 6.2        | 0         | 0        | 1         | 0        | 0         | 6          | 4.5        |
| UNC Greensboro  | 12/16/2024   |          | 13:14         | 1-3          | .333        | 0-0        | .000        | 0-1          | .000        | 0         | 1         | 1         | 5.7        | 1         | 0        | 2         | 0        | 1         | 2          | 4.3        |
| vs Clemson      | 12/19/2024   |          | 04:31         | 0-0          | .000        | 0-0        | .000        | 1-2          | .500        | 0         | 1         | 1         | 5.3        | 0         | 1        | 0         | 0        | 0         | 1          | 4.0        |
| vs Colorado St. | 12/20/2024   |          | 23:59         | 3-6          | .500        | 0-0        | .000        | 0-0          | .000        | 4         | 3         | 7         | 5.5        | 2         | 1        | 2         | 2        | 0         | 6          | 4.2        |
| Ohio            | 12/28/2024   |          | 28:52         | 5-5          | 1.000       | 0-0        | .000        | 5-8          | .625        | 3         | 8         | 11        | 5.9        | 3         | 0        | 1         | 0        | 3         | 15         | 4.9        |
| at Vanderbilt   | 01/02/2025   |          | 15:03         | 7-8          | .875        | 0-0        | .000        | 1-3          | .333        | 3         | 1         | 4         | 5.7        | 5         | 0        | 0         | 0        | 1         | 15         | 5.6        |
| at Florida      | 01/05/2025   |          | 28:25         | 4-4          | 1.000       | 0-0        | .000        | 5-8          | .625        | 3         | 6         | 9         | 5.9        | 3         | 0        | 5         | 0        | 0         | 13         | 6.1        |
| Missouri        | 01/09/2025 * |          | 31:26         | 5-9          | .556        | 0-0        | .000        | 0-0          | .000        | 3         | 1         | 4         | 5.8        | 3         | 0        | 1         | 3        | 1         | 10         | 6.3        |
| <b>Totals</b>   |              | <b>1</b> | <b>316:09</b> | <b>41-70</b> | <b>.586</b> | <b>0-0</b> | <b>.000</b> | <b>25-54</b> | <b>.463</b> | <b>40</b> | <b>59</b> | <b>99</b> | <b>5.8</b> | <b>42</b> | <b>5</b> | <b>22</b> | <b>7</b> | <b>18</b> | <b>107</b> | <b>6.3</b> |

### Player Averages

| Games Played | Minutes/ game | Points/ game | FG Pct | 3FG Pct | FT Pct | Rebounds/ game | Assists/ game | Turnovers/ game | Assist/Turnover ratio | Steals/ game | Blocks/ game |
|--------------|---------------|--------------|--------|---------|--------|----------------|---------------|-----------------|-----------------------|--------------|--------------|
| 17           | 18.6          | 6.3          | 58.6   | 0.0     | 46.3   | 5.8            | 0.3           | 1.3             | 0.2                   | 1.1          | 0.4          |

### OVERALL CAREER STATISTICS

|              |      |             |                 | Field Goals  |             | 3-Point    |             | F-Throws     |             | Rebounds  |           |           |            | Scoring     |          |           |          |           |            |            |
|--------------|------|-------------|-----------------|--------------|-------------|------------|-------------|--------------|-------------|-----------|-----------|-----------|------------|-------------|----------|-----------|----------|-----------|------------|------------|
| SEASON       | TEAM | GP-GS       | MIN/AVG         | FG-FGA       | FG%         | 3FG-3FGA   | 3FG%        | FT-FTA       | FT%         | OFF       | DEF       | TOT       | AVG        | PF-FO       | A        | TO        | BLK      | STL       | PTS        | AVG        |
| 2024-25      | UG   | 17-1        | 316/18.6        | 41-70        | .586        | 0-0        | .000        | 25-54        | .463        | 40        | 59        | 99        | 5.8        | 42-2        | 5        | 22        | 7        | 18        | 107        | 6.3        |
| <b>TOTAL</b> |      | <b>17-1</b> | <b>316/18.6</b> | <b>41-70</b> | <b>.586</b> | <b>0-0</b> | <b>.000</b> | <b>25-54</b> | <b>.463</b> | <b>40</b> | <b>59</b> | <b>99</b> | <b>5.8</b> | <b>42-2</b> | <b>5</b> | <b>22</b> | <b>7</b> | <b>18</b> | <b>107</b> | <b>6.3</b> |



# #10 DE'MAURI FLOURNOY

Sr. // Guard // 5-7 // Villa Rica, Ga. // Vanderbilt  
Edwina Chastain Johnson Women's Basketball Athletic Scholarship

## Major: Sport Management

### Career Highlights

- » Career-best five made 3-point FGs vs. Missouri, including one to cut the Missouri lead to 72-71 with under 10 seconds remaining.
- » Five-straight double-figure scoring games from Dec. 16-Jan. 2
- » Career-high 21 points effort against UNCG, marking the first 20-point game of her career
- » Started her college career at Vanderbilt, where she played in all 31 games her freshman season
- » Serves on the SEC Leadership Council

### Season Stats

#### #10 FLOURNOY, De'Mauri

| Opponent        | Date       | GS | MIN             | Total         |             | 3-Pointers   |             | Free throws  |             | Rebounds |           |           |            | PF        | A         | TO        | BLK      | STL       | PTS        | AVG         |
|-----------------|------------|----|-----------------|---------------|-------------|--------------|-------------|--------------|-------------|----------|-----------|-----------|------------|-----------|-----------|-----------|----------|-----------|------------|-------------|
|                 |            |    |                 | FG-FGA        | PCT         | 3FG-3FGA     | PCT         | FT-FTA       | PCT         | OFF      | DEF       | TOT       | AVG        |           |           |           |          |           |            |             |
| N.C. Central    | 11/04/2024 | *  | 27:18           | 3-15          | .200        | 2-10         | .200        | 0-0          | .000        | 0        | 3         | 3         | 3.0        | 3         | 3         | 1         | 0        | 2         | 8          | 8.0         |
| Houston         | 11/08/2024 | *  | 37:57           | 2-8           | .250        | 2-5          | .400        | 0-0          | .000        | 0        | 6         | 6         | 4.5        | 3         | 3         | 3         | 0        | 0         | 6          | 7.0         |
| Furman          | 11/10/2024 | *  | 31:25           | 7-13          | .538        | 2-6          | .333        | 2-2          | 1.000       | 1        | 5         | 6         | 5.0        | 4         | 2         | 2         | 0        | 1         | 18         | 10.7        |
| Georgia St.     | 11/14/2024 | *  | 33:10           | 5-13          | .385        | 2-7          | .286        | 2-2          | 1.000       | 1        | 1         | 2         | 4.3        | 1         | 1         | 3         | 0        | 1         | 14         | 11.5        |
| at Georgia Tech | 11/17/2024 |    | 27:09           | 5-9           | .556        | 1-4          | .250        | 0-0          | .000        | 0        | 1         | 1         | 3.6        | 3         | 2         | 0         | 0        | 2         | 11         | 11.4        |
| vs Tulsa        | 11/21/2024 | *  | 33:37           | 7-17          | .412        | 3-8          | .375        | 2-2          | 1.000       | 0        | 2         | 2         | 3.3        | 1         | 1         | 3         | 0        | 0         | 19         | 12.7        |
| vs Penn St.     | 11/23/2024 | *  | 34:50           | 3-13          | .231        | 2-6          | .333        | 0-0          | .000        | 1        | 2         | 3         | 3.3        | 3         | 4         | 2         | 0        | 3         | 8          | 12.0        |
| Prairie View    | 11/26/2024 | *  | 29:37           | 6-13          | .462        | 1-5          | .200        | 3-3          | 1.000       | 0        | 2         | 2         | 3.1        | 2         | 5         | 5         | 0        | 2         | 16         | 12.5        |
| Hampton         | 12/01/2024 |    | 31:38           | 1-7           | .143        | 1-6          | .167        | 2-2          | 1.000       | 0        | 2         | 2         | 3.0        | 4         | 3         | 6         | 0        | 0         | 5          | 11.7        |
| Virginia Tech   | 12/04/2024 |    | 25:54           | 3-11          | .273        | 2-6          | .333        | 0-0          | .000        | 0        | 0         | 0         | 2.7        | 3         | 1         | 0         | 0        | 1         | 8          | 11.3        |
| UNC Greensboro  | 12/16/2024 |    | 32:17           | 8-12          | .667        | 3-4          | .750        | 2-2          | 1.000       | 0        | 0         | 0         | 2.5        | 1         | 3         | 4         | 0        | 1         | 21         | 12.2        |
| vs Clemson      | 12/19/2024 |    | 24:26           | 3-8           | .375        | 2-3          | .667        | 5-6          | .833        | 0        | 0         | 0         | 2.3        | 3         | 0         | 3         | 0        | 0         | 13         | 12.3        |
| vs Colorado St. | 12/20/2024 |    | 30:10           | 4-12          | .333        | 2-5          | .400        | 1-1          | 1.000       | 1        | 1         | 2         | 2.2        | 4         | 1         | 3         | 0        | 0         | 11         | 12.2        |
| Ohio            | 12/28/2024 |    | 27:00           | 7-15          | .467        | 5-8          | .625        | 0-0          | .000        | 0        | 1         | 1         | 2.1        | 0         | 2         | 4         | 0        | 0         | 19         | 12.6        |
| at Vanderbilt   | 01/02/2025 |    | 26:43           | 6-11          | .545        | 3-4          | .750        | 0-0          | .000        | 0        | 2         | 2         | 2.1        | 2         | 1         | 2         | 0        | 1         | 15         | 12.8        |
| at Florida      | 01/05/2025 |    | 14:23           | 1-4           | .250        | 1-2          | .500        | 0-0          | .000        | 0        | 1         | 1         | 2.1        | 0         | 2         | 1         | 0        | 0         | 3          | 12.2        |
| Missouri        | 01/09/2025 |    | 25:21           | 6-14          | .429        | 5-9          | .556        | 2-2          | 1.000       | 1        | 1         | 2         | 2.1        | 1         | 2         | 3         | 0        | 1         | 19         | 12.6        |
| <b>Totals</b>   |            |    | <b>7 492:55</b> | <b>77-195</b> | <b>.395</b> | <b>39-98</b> | <b>.398</b> | <b>21-22</b> | <b>.955</b> | <b>5</b> | <b>30</b> | <b>35</b> | <b>2.1</b> | <b>38</b> | <b>36</b> | <b>45</b> | <b>0</b> | <b>15</b> | <b>214</b> | <b>12.6</b> |

### Player Averages

| Games Played | Minutes/game | Points/game | FG Pct | 3FG Pct | FT Pct | Rebounds/game | Assists/game | Turnovers/game | Assist/Turnover ratio | Steals/game | Blocks/game |
|--------------|--------------|-------------|--------|---------|--------|---------------|--------------|----------------|-----------------------|-------------|-------------|
| 17           | 29.0         | 12.6        | 39.5   | 39.8    | 95.5   | 2.1           | 2.1          | 2.6            | 0.8                   | 0.9         | 0.0         |

### CAREER HIGHS

#### POINTS

Season: 21 vs. UNCG (12/16/24)  
Career: 21 vs. UNCG (12/16/24)

#### REBOUNDS

Season: 6 2X, last vs. Furman (11/10/24)  
Career: 7 vs. Kentucky (2/4/24)

#### ASSISTS

Season: 5 vs. PVAM (11/26/24)  
Career: 5 2X, last vs. PVAM (11/26/24)

#### BLOCKS

Season: x x  
Career: 1 at Tennessee (2/23/22)

#### STEALS

Season: 3 vs. Penn State (11/23/24)  
Career: 6 vs. Tennessee (2/1/24)

#### MINUTES

Season: 37 vs. Houston (11/8/24)  
Career: 40 vs. Kentucky (2/4/24)

### MISCELLANEOUS STATS

#### DOUBLE-DIGIT POINTS

Season: 11 Career: 32

#### DOUBLE-DIGIT REBOUNDS

Season: x Career: x

#### DOUBLE-DOUBLES

Season: x Career: x

#### 20-POINT GAMES

Season: 1 Career: 1

### OVERALL CAREER STATISTICS

|              |      |       |           | Field Goals |      | 3-Point  |      | F-Throws |      | Rebounds |     |     |     |       |     |     |     |     | Scoring |      |
|--------------|------|-------|-----------|-------------|------|----------|------|----------|------|----------|-----|-----|-----|-------|-----|-----|-----|-----|---------|------|
| SEASON       | TEAM | GP-GS | MIN/AVG   | FG-FGA      | FG%  | 3FG-3FGA | 3FG% | FT-FTA   | FT%  | OFF      | DEF | TOT | AVG | PF-FO | A   | TO  | BLK | STL | PTS     | AVG  |
| 2021-22      | VU   | 31-0  | 387/12.5  | 42-139      | .302 | 20-72    | .278 | 13-19    | .684 | 7        | 23  | 30  | 1.0 | 38-1  | 27  | 47  | 1   | 15  | 117     | 3.8  |
| 2022-23      | UG   | 21-0  | 171/8.1   | 18-52       | .346 | 9-27     | .333 | 6-13     | .462 | 2        | 11  | 13  | 0.6 | 17-0  | 17  | 19  | 0   | 19  | 51      | 2.4  |
| 2023-24      | UG   | 29-23 | 717/24.7  | 87-278      | .313 | 43-161   | .267 | 41-50    | .820 | 4        | 53  | 57  | 2.0 | 55-0  | 43  | 52  | 0   | 35  | 258     | 8.9  |
| 2024-25      | UG   | 17-7  | 493/29.0  | 77-195      | .395 | 39-98    | .398 | 21-22    | .955 | 5        | 30  | 35  | 2.1 | 38-0  | 36  | 45  | 0   | 15  | 214     | 12.6 |
| TOTAL FOR UG |      | 67-30 | 1381/20.6 | 182-525     | .347 | 91-286   | .318 | 68-85    | .800 | 11       | 94  | 105 | 1.6 | 110-0 | 96  | 116 | 0   | 69  | 523     | 7.8  |
| TOTAL        |      | 98-30 | 1768/18.0 | 224-664     | .337 | 111-358  | .310 | 81-104   | .779 | 18       | 117 | 135 | 1.4 | 148-1 | 123 | 163 | 1   | 84  | 640     | 6.5  |



# #12 ROXANE MAKOLO

5th-yr. // Guard // 5-10 // Saint-Hubert, Quebec, Canada // USC  
*Tom and Jeannette Greeson Women's Basketball Scholarship*  
**Major: Master's Degree in Business Analytics**

## CAREER HIGHS

### POINTS

Season: 14 vs. Hampton (12/1/24)  
 Career: 15 vs. South Florida (11/20/22)

### REBOUNDS

Season: 10 vs. Va Tech (12/4/24)  
 Career: 10 2X, last vs. Va Tech (12/4/24)

### ASSISTS

Season: 4 vs. Vandy (1/2/25)  
 Career: 5 vs. Milwaukee (11/10/19)

### BLOCKS

Season: 1 vs. Tulsa (11/21/24)  
 Career: 2 3X, last vs. West Virginia (1/25/22)

### STEALS

Season: 4 vs. Hampton (12/1/24)  
 Career: 4 vs. Hampton (12/1/24)

### MINUTES

Season: 35 vs. Houston (11/8/24)  
 Career: 36 vs. Oklahoma St. (2/4/23)

## MISCELLANEOUS STATS

### DOUBLE-DIGIT POINTS

Season: 4 Career: 9

### DOUBLE-DIGIT REBOUNDS

Season: 1 Career: 3

### DOUBLE-DOUBLES

Season: x Career: x

### 20-POINT GAMES

Season: x Career: x

## Career Highlights

- » Double figures in scoring in four games at Georgia after just five total double-figure scoring games in her previous four years
- » Transfer from USC
- » Can play the 1-3 positions; played the 4 at USC
- » Helped the Trojans reach the NCAA Elite Eight last season
- » Grew up in The Congo until she was six years old
- » Fluent in three languages -- English, French and Langala

## Season Stats

### #12 MAKOLO, Roxane

| Opponent        | Date       | GS | MIN       | Total FG-FGA  | PCT          | 3-Pointers 3FG-3FGA | PCT         | Free throws FT-FTA | PCT          | Rebounds OFF DEF TOT | AVG             | PF         | A         | TO        | BLK       | STL         | PTS       | AVG        |
|-----------------|------------|----|-----------|---------------|--------------|---------------------|-------------|--------------------|--------------|----------------------|-----------------|------------|-----------|-----------|-----------|-------------|-----------|------------|
| N.C. Central    | 11/04/2024 | *  | 24:49     | 3-5           | .600         | 0-0                 | .000        | 4-4                | 1.000        | 1 3 4                | 4.0             | 1          | 3         | 2         | 0         | 0           | 10        | 10.0       |
| Houston         | 11/08/2024 | *  | 35:07     | 3-10          | .300         | 1-1                 | 1.000       | 5-7                | .714         | 0 7 7                | 5.5             | 2          | 0         | 1         | 0         | 2           | 12        | 11.0       |
| Furman          | 11/10/2024 | *  | 29:57     | 1-7           | .143         | 0-3                 | .000        | 2-4                | .500         | 2 2 4                | 5.0             | 1          | 1         | 2         | 0         | 0           | 4         | 8.7        |
| Georgia St.     | 11/14/2024 | *  | 19:37     | 1-3           | .333         | 0-1                 | .000        | 0-0                | .000         | 0 2 2                | 4.3             | 2          | 0         | 0         | 0         | 0           | 2         | 7.0        |
| at Georgia Tech | 11/17/2024 | *  | 25:47     | 3-6           | .500         | 0-1                 | .000        | 5-8                | .625         | 0 2 2                | 3.8             | 1          | 1         | 1         | 0         | 0           | 11        | 7.8        |
| vs Tulsa        | 11/21/2024 | *  | 22:27     | 1-2           | .500         | 0-0                 | .000        | 0-2                | .000         | 0 4 4                | 3.8             | 4          | 1         | 3         | 1         | 2           | 2         | 6.8        |
| vs Penn St.     | 11/23/2024 | *  | 11:03     | 2-7           | .286         | 0-1                 | .000        | 0-0                | .000         | 1 0 1                | 3.4             | 1          | 0         | 1         | 0         | 0           | 4         | 6.4        |
| Prairie View    | 11/26/2024 |    | 12:02     | 1-3           | .333         | 0-0                 | .000        | 0-0                | .000         | 0 4 4                | 3.5             | 1          | 0         | 1         | 0         | 0           | 2         | 5.9        |
| Hampton         | 12/01/2024 |    | 29:34     | 5-6           | .833         | 1-1                 | 1.000       | 3-4                | .750         | 1 1 2                | 3.3             | 2          | 1         | 3         | 0         | 4           | 14        | 6.8        |
| Virginia Tech   | 12/04/2024 | *  | 31:51     | 1-4           | .250         | 0-0                 | .000        | 0-0                | .000         | 2 8 10               | 4.0             | 0          | 1         | 2         | 0         | 0           | 2         | 6.3        |
| UNC Greensboro  | 12/16/2024 | *  | 29:04     | 0-0           | .000         | 0-0                 | .000        | 1-2                | .500         | 0 5 5                | 4.1             | 2          | 0         | 1         | 0         | 1           | 1         | 5.8        |
| vs Clemson      | 12/19/2024 | *  | 22:59     | 2-7           | .286         | 0-1                 | .000        | 1-2                | .500         | 0 3 3                | 4.0             | 1          | 2         | 0         | 0         | 0           | 5         | 5.8        |
| vs Colorado St. | 12/20/2024 | *  | 21:35     | 1-3           | .333         | 0-0                 | .000        | 1-2                | .500         | 2 2 4                | 4.0             | 2          | 0         | 3         | 0         | 1           | 3         | 5.5        |
| Ohio            | 12/28/2024 | *  | 11:53     | 0-3           | .000         | 0-1                 | .000        | 2-2                | 1.000        | 1 1 2                | 3.9             | 1          | 1         | 3         | 0         | 0           | 2         | 5.3        |
| at Vanderbilt   | 01/02/2025 | *  | 31:02     | 2-6           | .333         | 0-0                 | .000        | 3-4                | .750         | 1 2 3                | 3.8             | 0          | 4         | 2         | 0         | 0           | 7         | 5.4        |
| at Florida      | 01/05/2025 |    | 11:30     | 1-1           | 1.000        | 0-0                 | .000        | 2-2                | 1.000        | 0 2 2                | 3.7             | 0          | 1         | 0         | 0         | 0           | 4         | 5.3        |
| Missouri        | 01/09/2025 |    | 05:21     | 0-0           | .000         | 0-0                 | .000        | 0-0                | .000         | 0 1 1                | 3.5             | 0          | 1         | 0         | 0         | 0           | 0         | 5.0        |
| <b>Totals</b>   |            |    | <b>13</b> | <b>375:38</b> | <b>27-73</b> | <b>.370</b>         | <b>2-10</b> | <b>.200</b>        | <b>29-43</b> | <b>.674</b>          | <b>11 49 60</b> | <b>3.5</b> | <b>21</b> | <b>17</b> | <b>25</b> | <b>1 10</b> | <b>85</b> | <b>5.0</b> |

## Player Averages

| Games Played | Minutes/game | Points/game | FG Pct | 3FG Pct | FT Pct | Rebounds/game | Assists/game | Turnovers/game | Assist/Turnover ratio | Steals/game | Blocks/game |
|--------------|--------------|-------------|--------|---------|--------|---------------|--------------|----------------|-----------------------|-------------|-------------|
| 17           | 22.1         | 5.0         | 37.0   | 20.0    | 67.4   | 3.5           | 1.0          | 1.5            | 0.7                   | 0.6         | 0.1         |

## OVERALL CAREER STATISTICS

| SEASON              | TEAM   | GP-GS         | MIN/AVG          | Field Goals FG-FGA FG% | 3-Point 3FG-3FGA 3FG% | F-Throws FT-FTA FT% | Rebounds OFF DEF TOT AVG | PF-FO        | A         | TO         | BLK       | STL       | PTS        | AVG        |
|---------------------|--------|---------------|------------------|------------------------|-----------------------|---------------------|--------------------------|--------------|-----------|------------|-----------|-----------|------------|------------|
| 2019-20             | Purdue | 31-0          | 354/11.4         | 12-52 .231             | 0-5 .000              | 8-22 .364           | 17 29 46 1.5             | 30-0         | 21        | 28         | 2         | 13        | 32         | 1.0        |
| 2022-23             | TCU    | 30-19         | 639/21.3         | 67-210 .319            | 10-48 .208            | 29-71 .408          | 17 88 105 3.5            | 56-3         | 43        | 73         | 6         | 21        | 173        | 5.8        |
| 2023-24             | USC    | 23-0          | 203/8.8          | 9-21 .429              | 0-1 .000              | 3-5 .600            | 10 23 33 1.4             | 27-0         | 5         | 9          | 1         | 10        | 21         | 0.9        |
| 2024-25             | UG     | 17-13         | 376/22.1         | 27-73 .370             | 2-10 .200             | 29-43 .674          | 11 49 60 3.5             | 21-0         | 17        | 25         | 1         | 10        | 85         | 5.0        |
| <b>TOTAL FOR UG</b> |        | <b>17-13</b>  | <b>376/22.1</b>  | <b>27-73 .370</b>      | <b>2-10 .200</b>      | <b>29-43 .674</b>   | <b>11 49 60 3.5</b>      | <b>21-0</b>  | <b>17</b> | <b>25</b>  | <b>1</b>  | <b>10</b> | <b>85</b>  | <b>5.0</b> |
| <b>TOTAL</b>        |        | <b>101-32</b> | <b>1572/15.6</b> | <b>115-356 .323</b>    | <b>12-64 .188</b>     | <b>69-141 .489</b>  | <b>55 189 244 2.4</b>    | <b>134-3</b> | <b>86</b> | <b>135</b> | <b>10</b> | <b>54</b> | <b>311</b> | <b>3.1</b> |





# #21 FATIMA DIAKHATE

R-So. // Forward/Center // 6-5 // Dakar, Sengal. // Montverde Academy

*Freeman Sisters Scholarship*

**Major: Human Development & Family Science**

## CAREER HIGHS

### POINTS

Season: 17 vs. Hampton (12/1/24)  
Career: 17 vs. Hampton (12/1/24)

### REBOUNDS

Season: 10 vs. Va Tech (12/4/24)  
Career: 10 vs. Va Tech (12/4/24)

### ASSISTS

Season: 2 vs. Tulsa (11/21/24)  
Career: 2 vs. Tulsa (11/21/24)

### BLOCKS

Season: 2 vs. Penn State (11/23/24)  
Career: 4 vs. GA Southern (11/13/23)

### STEALS

Season: 1 3X  
Career: 1 4X

### MINUTES

Season: 29 vs. Hampton (12/1/24)  
Career: 29 vs. Hampton (12/1/24)

## MISCELLANEOUS STATS

### DOUBLE-DIGIT POINTS

Season: 4 Career: 5

### DOUBLE-DIGIT REBOUNDS

Season: 1 Career: 1

### DOUBLE-DOUBLES

Season: 1 Career: 1

### 20-POINT GAMES

Season: x Career: x

## Career Highlights

- » Recorded first career double-double with 16 pts. and 10 rebs. vs. Virginia Tech
- » Made first appearance of the season against Georgia State and scored 11 points
- » Appeared in 28 of 30 games last season
- » Earned a redshirt in 2022-23
- » Prepped at Montverde Academy in Florida
- » Helped lead Montverde to the GEICO National Title
- » Competed for Canada at the 2019 FIBA U16 Women's Americas Championship, where she played in five of the team's six games overall

## Season Stats

### #21 DIAKHATE, Fatima

| #21 DIARRHIL, Rating |            |    |        |        |       |            |      |             |       |          |     |     |     |    |   |    |     |     |     |      |
|----------------------|------------|----|--------|--------|-------|------------|------|-------------|-------|----------|-----|-----|-----|----|---|----|-----|-----|-----|------|
| Opponent             | Date       | GS | MIN    | Total  |       | 3-Pointers |      | Free throws |       | Rebounds |     |     |     | PF | A | TO | BLK | STL | PTS | AVG  |
|                      |            |    |        | FG-FGA | PCT   | 3FG-3FGA   | PCT  | FT-FTA      | PCT   | OFF      | DEF | TOT | AVG |    |   |    |     |     |     |      |
| Georgia St.          | 11/14/2024 |    | 23:51  | 4-8    | .500  | 0-0        | .000 | 3-5         | .600  | 4        | 5   | 9   | 9.0 | 2  | 0 | 3  | 0   | 0   | 11  | 11.0 |
| at Georgia Tech      | 11/17/2024 | *  | 22:37  | 1-7    | .143  | 0-0        | .000 | 2-2         | 1.000 | 2        | 0   | 2   | 5.5 | 1  | 0 | 2  | 0   | 0   | 4   | 7.5  |
| vs Tulsa             | 11/21/2024 | *  | 22:26  | 2-4    | .500  | 0-0        | .000 | 0-0         | .000  | 0        | 4   | 4   | 5.0 | 2  | 2 | 3  | 1   | 1   | 4   | 6.3  |
| vs Penn St.          | 11/23/2024 | *  | 15:50  | 2-6    | .333  | 0-0        | .000 | 0-0         | .000  | 1        | 1   | 2   | 4.3 | 3  | 1 | 1  | 2   | 1   | 4   | 5.8  |
| Prairie View         | 11/26/2024 | *  | 28:26  | 7-12   | .583  | 0-0        | .000 | 1-2         | .500  | 1        | 5   | 6   | 4.6 | 1  | 0 | 1  | 1   | 0   | 15  | 7.6  |
| Hampton              | 12/01/2024 | *  | 29:32  | 6-10   | .600  | 0-0        | .000 | 5-6         | .833  | 4        | 4   | 8   | 5.2 | 0  | 0 | 1  | 1   | 1   | 17  | 9.2  |
| Virginia Tech        | 12/04/2024 | *  | 27:44  | 7-12   | .583  | 0-0        | .000 | 2-2         | 1.000 | 4        | 6   | 10  | 5.9 | 2  | 0 | 1  | 0   | 1   | 16  | 10.1 |
| UNC Greensboro       | 12/16/2024 | *  | 26:05  | 4-8    | .500  | 0-0        | .000 | 0-0         | .000  | 1        | 2   | 3   | 5.5 | 2  | 0 | 1  | 0   | 0   | 8   | 9.9  |
| vs Clemson           | 12/19/2024 | *  | 09:53  | 0-1    | .000  | 0-0        | .000 | 2-2         | 1.000 | 0        | 0   | 0   | 4.9 | 4  | 0 | 0  | 0   | 1   | 2   | 9.0  |
| vs Colorado St.      | 12/20/2024 | *  | 18:49  | 0-2    | .000  | 0-0        | .000 | 0-0         | .000  | 2        | 3   | 5   | 4.9 | 0  | 1 | 1  | 1   | 0   | 0   | 8.1  |
| Ohio                 | 12/28/2024 | *  | 12:37  | 2-3    | .667  | 0-0        | .000 | 0-0         | .000  | 2        | 5   | 7   | 5.1 | 2  | 0 | 1  | 1   | 0   | 4   | 7.7  |
| at Vanderbilt        | 01/02/2025 | *  | 22:12  | 2-3    | .667  | 0-0        | .000 | 0-0         | .000  | 1        | 5   | 6   | 5.2 | 3  | 0 | 0  | 1   | 0   | 4   | 7.4  |
| at Florida           | 01/05/2025 | *  | 13:32  | 0-2    | .000  | 0-0        | .000 | 1-2         | .500  | 0        | 2   | 2   | 4.9 | 3  | 0 | 3  | 0   | 0   | 1   | 6.9  |
| Missouri             | 01/09/2025 | *  | 19:09  | 2-2    | 1.000 | 0-0        | .000 | 0-1         | .000  | 3        | 0   | 3   | 4.8 | 1  | 0 | 0  | 1   | 0   | 4   | 6.7  |
| Totals               |            | 13 | 292:43 | 39-80  | .488  | 0-0        | .000 | 16-22       | .727  | 25       | 42  | 67  | 4.8 | 26 | 4 | 18 | 9   | 5   | 94  | 6.7  |

## Player Averages

| Games Played | Minutes/game | Points/game | FG Pct | 3FG Pct | FT Pct | Rebounds/game | Assists/game | Turnovers/game | Assist/Turnover ratio | Steals/game | Blocks/game |
|--------------|--------------|-------------|--------|---------|--------|---------------|--------------|----------------|-----------------------|-------------|-------------|
| 14           | 20.9         | 6.7         | 48.8   | 0.0     | 72.7   | 4.8           | 0.3          | 1.3            | 0.2                   | 0.4         | 0.6         |

## OVERALL CAREER STATISTICS

|         |      |       |          | Field Goals |      | 3-Point  |      | F-Throws |      | Rebounds |     |     |     |       |   |    |     |     | Scoring |     |
|---------|------|-------|----------|-------------|------|----------|------|----------|------|----------|-----|-----|-----|-------|---|----|-----|-----|---------|-----|
| SEASON  | TEAM | GP-GS | MIN/AVG  | FG-FGA      | FG%  | 3FG-3FGA | 3FG% | FT-FTA   | FT%  | OFF      | DEF | TOT | AVG | PF-FO | A | TO | BLK | STL | PTS     | AVG |
| 2023-24 | UG   | 28-0  | 200/7.1  | 27-58       | .466 | 0-0      | .000 | 13-18    | .722 | 16       | 27  | 43  | 1.5 | 19-0  | 3 | 10 | 12  | 3   | 67      | 2.4 |
| 2024-25 | UG   | 14-13 | 293/20.9 | 39-80       | .488 | 0-0      | .000 | 16-22    | .727 | 25       | 42  | 67  | 4.8 | 26-0  | 4 | 18 | 9   | 5   | 94      | 6.7 |
| TOTAL   |      | 42-13 | 493/11.7 | 66-138      | .478 | 0-0      | .000 | 29-40    | .725 | 41       | 69  | 110 | 2.6 | 45-0  | 7 | 28 | 21  | 8   | 161     | 3.8 |



# #22 NYAH LEVERETTER

R-Sr. // Forward // 6-2 // Blythewood, S.C. // Kentucky  
*Andy Landers Women's Basketball Scholarship*  
**Major: Master's Degree in Journalism**

## CAREER HIGHS

### POINTS

Season  
 Career: 8 3x, last Missouri (1/29/23)

### REBOUNDS

Season  
 Career: 11 Auburn (1/26/23)

### ASSISTS

Season  
 Career: 3 Georgia (2/16/23)

### BLOCKS

Season  
 Career: 6 at Vanderbilt (1/27/22)

### STEALS

Season  
 Career: 3 at Alabama (2/13/22)

### MINUTES

Season  
 Career: 37 2X, last Georgia (2/16/23)

## MISCELLANEOUS STATS

### DOUBLE-DIGIT POINTS

Season Career: x

### DOUBLE-DIGIT REBOUNDS

Season Career: 1

### DOUBLE-DOUBLES

Season Career: x

### 20-POINT GAMES

Season Career: x

## Career Highlights

- » Out due to injury but is expected to return soon
- » Transfer from Kentucky
- » Missed last season recovering from an ACL injury
- » Was on the 2022 UK team that won the SEC tourney

## Season Stats

## OVERALL CAREER STATISTICS

|              |      |       |           | Field Goals |      | 3-Point  |      | F-Throws |      | Rebounds |     |     |     |       |    |    |     |     |  | Scoring |     |
|--------------|------|-------|-----------|-------------|------|----------|------|----------|------|----------|-----|-----|-----|-------|----|----|-----|-----|--|---------|-----|
| SEASON       | TEAM | GP-GS | MIN/AVG   | FG-FGA      | FG%  | 3FG-3FGA | 3FG% | FT-FTA   | FT%  | OFF      | DEF | TOT | AVG | PF-FO | A  | TO | BLK | STL |  | PTS     | AVG |
| 2020-21      | UK   | 14-0  | 94/6.7    | 5-14        | .357 | 0-0      | .000 | 4-9      | .444 | 14       | 12  | 26  | 1.9 | 14-0  | 1  | 5  | 3   | 0   |  | 14      | 1.0 |
| 2021-22      | UK   | 25-11 | 444/17.7  | 16-32       | .500 | 0-0      | .000 | 23-33    | .697 | 23       | 42  | 65  | 2.6 | 51-0  | 10 | 25 | 17  | 8   |  | 55      | 2.2 |
| 2022-23      | UK   | 26-21 | 517/19.9  | 20-57       | .351 | 0-0      | .000 | 26-37    | .703 | 51       | 51  | 102 | 3.9 | 59-1  | 6  | 35 | 15  | 10  |  | 66      | 2.5 |
| TOTAL FOR UG |      | 0-0   | 0/0.0     | 0-0         | .000 | 0-0      | .000 | 0-0      | .000 | 0        | 0   | 0   | 0.0 | 0-0   | 0  | 0  | 0   | 0   |  | 0       | 0.0 |
| TOTAL        |      | 65-32 | 1055/16.2 | 41-103      | .398 | 0-0      | .000 | 53-79    | .671 | 88       | 105 | 193 | 3.0 | 124-1 | 17 | 65 | 35  | 18  |  | 135     | 2.1 |



# #23 SUMMER DAVIS

Fr. // Guard // 5-9 // Detroit, Mich. // West Bloomfield High School  
*Joy Thomas Elder Women's Basketball Scholarship*

## CAREER HIGHS

### POINTS

Season: 12 vs. PVAM (11/26/24)  
 Career: 12 vs. PVAM (11/26/24)

### REBOUNDS

Season: 6 vs. Furman (11/10/24)  
 Career: 6 vs. Furman (11/10/24)

### ASSISTS

Season: 4 vs. NC Central (11/4/24)  
 Career: 4 vs. NC Central (11/4/24)

### BLOCKS

Season: 1 vs. NC Central (11/4/24)  
 Career: 1 vs. NC Central (11/4/24)

### STEALS

Season: 2 2X  
 Career: 2 2X

### MINUTES

Season: 27 vs. Clemson (12/19/24)  
 Career: 27 vs. Clemson (12/19/24)

## MISCELLANEOUS STATS

### DOUBLE-DIGIT POINTS

Season: 4 Career: 4

### DOUBLE-DIGIT REBOUNDS

Season: x Career: x

### DOUBLE-DOUBLES

Season: x Career: x

### 20-POINT GAMES

Season: x Career: x

## Career Highlights

- » Earned five-straight games from Dec. 1-Dec. 20
- » Knocked in four 3-pointers, including three in the second half, to finish with 12 points against Prairie View A&M
- » Twin sister Indya is No. 24 on Georgia's roster
- » 2024 Michigan Gatorade Player of the Year
- » Her and Indya led West Bloomfield to an 88-8 record during their time there

## Major: Business Management

## Season Stats

### #23 DAVIS, Summer

|                 |            |    | Total  |        |      | 3-Pointers |      | Free throws |      | Rebounds |     |     |     |    |    |    |     |     |     |      |  |  |
|-----------------|------------|----|--------|--------|------|------------|------|-------------|------|----------|-----|-----|-----|----|----|----|-----|-----|-----|------|--|--|
| Opponent        | Date       | GS | MIN    | FG-FGA | PCT  | 3FG-3FGA   | PCT  | FT-FTA      | PCT  | OFF      | DEF | TOT | AVG | PF | A  | TO | BLK | STL | PTS | AVG  |  |  |
| N.C. Central    | 11/04/2024 |    | 21:10  | 4-10   | .400 | 3-6        | .500 | 0-0         | .000 | 0        | 5   | 5   | 5.0 | 0  | 4  | 1  | 1   | 1   | 11  | 11.0 |  |  |
| Houston         | 11/08/2024 |    | 08:31  | 0-0    | .000 | 0-0        | .000 | 0-0         | .000 | 0        | 0   | 0   | 2.5 | 0  | 0  | 1  | 0   | 0   | 0   | 5.5  |  |  |
| Furman          | 11/10/2024 |    | 20:15  | 4-7    | .571 | 2-5        | .400 | 0-0         | .000 | 0        | 6   | 6   | 3.7 | 0  | 1  | 1  | 0   | 2   | 10  | 7.0  |  |  |
| Georgia St.     | 11/14/2024 |    | 02:51  | 0-0    | .000 | 0-0        | .000 | 0-0         | .000 | 0        | 0   | 0   | 2.8 | 0  | 0  | 1  | 0   | 0   | 0   | 5.3  |  |  |
| vs Tulsa        | 11/21/2024 |    | 16:39  | 3-7    | .429 | 2-5        | .400 | 0-0         | .000 | 3        | 1   | 4   | 3.0 | 2  | 0  | 1  | 0   | 0   | 8   | 5.8  |  |  |
| vs Penn St.     | 11/23/2024 |    | 14:23  | 2-5    | .400 | 0-2        | .000 | 0-0         | .000 | 0        | 0   | 0   | 2.5 | 0  | 1  | 1  | 0   | 0   | 4   | 5.5  |  |  |
| Prairie View    | 11/26/2024 |    | 19:18  | 4-5    | .800 | 4-5        | .800 | 0-0         | .000 | 0        | 1   | 1   | 2.3 | 1  | 1  | 0  | 0   | 2   | 12  | 6.4  |  |  |
| Hampton         | 12/01/2024 | *  | 09:50  | 1-2    | .500 | 0-1        | .000 | 0-0         | .000 | 0        | 0   | 0   | 2.0 | 0  | 1  | 1  | 0   | 1   | 2   | 5.9  |  |  |
| Virginia Tech   | 12/04/2024 | *  | 23:01  | 4-10   | .400 | 3-5        | .600 | 0-0         | .000 | 0        | 0   | 0   | 1.8 | 1  | 2  | 1  | 0   | 1   | 11  | 6.4  |  |  |
| UNC Greensboro  | 12/16/2024 | *  | 07:40  | 2-3    | .667 | 1-2        | .500 | 0-0         | .000 | 0        | 1   | 1   | 1.7 | 0  | 0  | 0  | 0   | 0   | 5   | 6.3  |  |  |
| vs Clemson      | 12/19/2024 | *  | 27:24  | 3-5    | .600 | 2-3        | .667 | 0-0         | .000 | 1        | 2   | 3   | 1.8 | 0  | 0  | 1  | 0   | 0   | 8   | 6.5  |  |  |
| vs Colorado St. | 12/20/2024 | *  | 26:19  | 1-4    | .250 | 0-2        | .000 | 0-0         | .000 | 0        | 2   | 2   | 1.8 | 0  | 0  | 0  | 0   | 2   | 2   | 6.1  |  |  |
| Ohio            | 12/28/2024 |    | 15:56  | 3-9    | .333 | 1-5        | .200 | 0-0         | .000 | 1        | 1   | 2   | 1.8 | 1  | 2  | 2  | 0   | 1   | 7   | 6.2  |  |  |
| at Vanderbilt   | 01/02/2025 |    | 12:42  | 1-7    | .143 | 0-5        | .000 | 0-0         | .000 | 1        | 1   | 2   | 1.9 | 1  | 1  | 5  | 0   | 0   | 2   | 5.9  |  |  |
| at Florida      | 01/05/2025 | *  | 19:54  | 0-3    | .000 | 0-1        | .000 | 0-0         | .000 | 0        | 3   | 3   | 1.9 | 0  | 0  | 0  | 0   | 1   | 0   | 5.5  |  |  |
| Missouri        | 01/09/2025 | *  | 18:23  | 1-6    | .167 | 0-4        | .000 | 2-3         | .667 | 0        | 2   | 2   | 1.9 | 1  | 1  | 0  | 0   | 0   | 4   | 5.4  |  |  |
| Totals          |            | 7  | 264:16 | 33-83  | .398 | 18-51      | .353 | 2-3         | .667 | 6        | 25  | 31  | 1.9 | 7  | 14 | 16 | 1   | 11  | 86  | 5.4  |  |  |


## Player Averages

| Games Played | Minutes/ game | Points/ game | FG Pct | 3FG Pct | FT Pct | Rebounds/ game | Assists/ game | Turnovers/ game | Assist/Turnover ratio | Steals/ game | Blocks/ game |
|--------------|---------------|--------------|--------|---------|--------|----------------|---------------|-----------------|-----------------------|--------------|--------------|
| 16           | 16.5          | 5.4          | 39.8   | 35.3    | 66.7   | 1.9            | 0.9           | 1.0             | 0.9                   | 0.7          | 0.1          |

## OVERALL CAREER STATISTICS

|              |      |             |                 | Field Goals  |             | 3-Point      |             | F-Throws   |             | Rebounds |           |           |            |            |           |           |          |           |           |            | Scoring |  |
|--------------|------|-------------|-----------------|--------------|-------------|--------------|-------------|------------|-------------|----------|-----------|-----------|------------|------------|-----------|-----------|----------|-----------|-----------|------------|---------|--|
| SEASON       | TEAM | GP-GS       | MIN/AVG         | FG-FGA       | FG%         | 3FG-3FGA     | 3FG%        | FT-FTA     | FT%         | OFF      | DEF       | TOT       | AVG        | PF-FO      | A         | TO        | BLK      | STL       | PTS       | AVG        |         |  |
| 2024-25      | UG   | 16-7        | 264/16.5        | 33-83        | .398        | 18-51        | .353        | 2-3        | .667        | 6        | 25        | 31        | 1.9        | 7-0        | 14        | 16        | 1        | 11        | 86        | 5.4        |         |  |
| <b>TOTAL</b> |      | <b>16-7</b> | <b>264/16.5</b> | <b>33-83</b> | <b>.398</b> | <b>18-51</b> | <b>.353</b> | <b>2-3</b> | <b>.667</b> | <b>6</b> | <b>25</b> | <b>31</b> | <b>1.9</b> | <b>7-0</b> | <b>14</b> | <b>16</b> | <b>1</b> | <b>11</b> | <b>86</b> | <b>5.4</b> |         |  |





# #24

## INDYA DAVIS

Fr. // Guard // 5-9 // Detroit, Mich. // West Bloomfield High School  
*Evans Family Women's Basketball Scholarship*  
**Major: Business Management**

### CAREER HIGHS

#### POINTS

Season: 7 vs. NC Central (11/4/24)  
 Career: 7 vs. NC Central (11/4/24)

#### REBOUNDS

Season: 4 vs. NC Central (11/4/24)  
 Career: 4 vs. NC Central (11/4/24)

#### ASSISTS

Season: 2 vs. NC Central (11/4/24)  
 Career: 2 vs. NC Central (11/4/24)

#### BLOCKS

Season: X X  
 Career: X X

#### STEALS

Season: X X  
 Career: X X

#### MINUTES

Season: 17 vs. NC Central (11/4/24)  
 Career: 17 vs. NC Central (11/4/24)

### MISCELLANEOUS STATS

#### DOUBLE-DIGIT POINTS

Season: X Career: X

#### DOUBLE-DIGIT REBOUNDS

Season: X Career: X

#### DOUBLE-DOUBLES

Season: X Career: X

#### 20-POINT GAMES

Season: X Career: X

### Career Highlights

- » Twin sister Summer is No. 23 on Georgia's roster
- » 2023 Michigan Gatorade Player of the Year
- » Her and Summer led West Bloomfield to an 88-8 record during their time there

### Season Stats

#### #24 DAVIS, Indya

| Opponent        | Date       | GS | MIN            | Total       |             | 3-Pointers |             | Free throws |              | Rebounds |          |          |            | PF       | A        | TO       | BLK      | STL      | PTS       | AVG        |
|-----------------|------------|----|----------------|-------------|-------------|------------|-------------|-------------|--------------|----------|----------|----------|------------|----------|----------|----------|----------|----------|-----------|------------|
|                 |            |    |                | FG-FGA      | PCT         | 3FG-3FGA   | PCT         | FT-FTA      | PCT          | OFF      | DEF      | TOT      | AVG        |          |          |          |          |          |           |            |
| N.C. Central    | 11/04/2024 |    | 17:02          | 3-5         | .600        | 1-2        | .500        | 0-0         | .000         | 2        | 2        | 4        | 4.0        | 1        | 2        | 2        | 0        | 0        | 7         | 7.0        |
| Houston         | 11/08/2024 |    | 03:04          | 0-1         | .000        | 0-0        | .000        | 0-0         | .000         | 0        | 0        | 0        | 2.0        | 0        | 0        | 0        | 0        | 0        | 0         | 3.5        |
| Furman          | 11/10/2024 |    | 09:56          | 0-2         | .000        | 0-0        | .000        | 0-0         | .000         | 0        | 1        | 1        | 1.7        | 0        | 1        | 0        | 0        | 0        | 0         | 2.3        |
| Georgia St.     | 11/14/2024 |    | 02:12          | 0-1         | .000        | 0-0        | .000        | 0-0         | .000         | 0        | 0        | 0        | 1.3        | 0        | 0        | 0        | 0        | 0        | 0         | 1.8        |
| at Georgia Tech | 11/17/2024 |    | 02:33          | 0-0         | .000        | 0-0        | .000        | 0-0         | .000         | 0        | 0        | 0        | 1.0        | 0        | 0        | 0        | 0        | 0        | 0         | 1.4        |
| vs Tulsa        | 11/21/2024 |    | 02:09          | 0-0         | .000        | 0-0        | .000        | 0-0         | .000         | 0        | 0        | 0        | 0.8        | 0        | 0        | 0        | 0        | 0        | 0         | 1.2        |
| vs Penn St.     | 11/23/2024 |    | 03:28          | 0-0         | .000        | 0-0        | .000        | 0-0         | .000         | 0        | 1        | 1        | 0.9        | 0        | 0        | 0        | 0        | 0        | 0         | 1.0        |
| Prairie View    | 11/26/2024 |    | 04:16          | 0-0         | .000        | 0-0        | .000        | 0-0         | .000         | 0        | 0        | 0        | 0.8        | 0        | 0        | 1        | 0        | 0        | 0         | 0.9        |
| vs Colorado St. | 12/20/2024 |    | 01:41          | 0-0         | .000        | 0-0        | .000        | 0-0         | .000         | 0        | 0        | 0        | 0.7        | 1        | 0        | 0        | 0        | 0        | 0         | 0.8        |
| Ohio            | 12/28/2024 |    | 08:37          | 2-3         | .667        | 0-0        | .000        | 1-1         | 1.000        | 1        | 1        | 2        | 0.8        | 0        | 1        | 0        | 0        | 0        | 5         | 1.2        |
| at Vanderbilt   | 01/02/2025 |    | 02:05          | 0-0         | .000        | 0-0        | .000        | 0-0         | .000         | 0        | 0        | 0        | 0.7        | 0        | 0        | 1        | 0        | 0        | 0         | 1.1        |
| <b>Totals</b>   |            |    | <b>0 57:03</b> | <b>5-12</b> | <b>.417</b> | <b>1-2</b> | <b>.500</b> | <b>1-1</b>  | <b>1.000</b> | <b>3</b> | <b>5</b> | <b>8</b> | <b>0.7</b> | <b>2</b> | <b>4</b> | <b>4</b> | <b>0</b> | <b>0</b> | <b>12</b> | <b>1.1</b> |

#### Player Averages

| Games Played | Minutes/game | Points/game | FG Pct | 3FG Pct | FT Pct | Rebounds/game | Assists/game | Turnovers/game | Assist/Turnover ratio | Steals/game | Blocks/game |
|--------------|--------------|-------------|--------|---------|--------|---------------|--------------|----------------|-----------------------|-------------|-------------|
| 11           | 5.2          | 1.1         | 41.7   | 50.0    | 100.0  | 0.7           | 0.4          | 0.4            | 1.0                   | 0.0         | 0.0         |

### OVERALL CAREER STATISTICS

|         |      |       |         | Field Goals |      | 3-Point  |      | F-Throws |       | Rebounds |     |     |     |       |   |    |     |     | Scoring |     |
|---------|------|-------|---------|-------------|------|----------|------|----------|-------|----------|-----|-----|-----|-------|---|----|-----|-----|---------|-----|
| SEASON  | TEAM | GP-GS | MIN/AVG | FG-FGA      | FG%  | 3FG-3FGA | 3FG% | FT-FTA   | FT%   | OFF      | DEF | TOT | AVG | PF-FO | A | TO | BLK | STL | PTS     | AVG |
| 2024-25 | UG   | 11-0  | 57/5.2  | 5-12        | .417 | 1-2      | .500 | 1-1      | 1.000 | 3        | 5   | 8   | 0.7 | 2-0   | 4 | 4  | 0   | 0   | 12      | 1.1 |
| TOTAL   |      | 11-0  | 57/5.2  | 5-12        | .417 | 1-2      | .500 | 1-1      | 1.000 | 3        | 5   | 8   | 0.7 | 2-0   | 4 | 4  | 0   | 0   | 12      | 1.1 |



# #30 AMIYA EVANS

Jr. // Forward // 6-2 // Pensacola, Fla. // DME Academy  
*Dr. Archie Sime and Bettye Johnston Rushton Family Athletic Scholarship*  
**Major: Sociology**

## CAREER HIGHS

### POINTS

Season: 14 vs. Houston (11/8/24)  
 Career: 14 vs. Houston (11/8/24)

### REBOUNDS

Season: 12 2X last vs. Hampton (12/1/24)  
 Career: 12 vs. GA State (11/14/24)

### ASSISTS

Season: 2 2X last vs. GA State (11/14/24)  
 Career: 2 2X last vs. GA State (11/14/24)

### BLOCKS

Season: 2 vs. Houston (11/8/24)  
 Career: 2 vs. Houston (11/8/24)

### STEALS

Season: 3 vs. Furman (11/10/24)  
 Career: 3 vs. Furman (11/10/24)

### MINUTES

Season: 34 vs. GA State (11/14/24)  
 Career: 34 vs. GA State (11/14/24)

## MISCELLANEOUS STATS

### DOUBLE-DIGIT POINTS

Season: 5 Career: 5

### DOUBLE-DIGIT REBOUNDS

Season: 5 Career: 5

### DOUBLE-DOUBLES

Season: 4 Career: 4

### 20-POINT GAMES

Season: x Career: x

## Career Highlights

- » Suffered a broken thumb and missed the Missouri game
- » Double figures in scoring and rebounding in five games; none prior to this season
- » Picked up first starts of her career this season
- » Posted first career double-double against NC Central and followed with another double-double against Houston
- » Has set new career highs in scoring and rebounding in each of the first two games
- » Played in 22 games last season
- » Prepped at DME Academy in Daytona Beach, Fla.

## Season Stats

### #30 EVANS, Amiya

| Opponent        | Date       | GS       | MIN           | Total        |             | 3-Pointers |             | Free throws  |             | Rebounds  |           |            |            | PF        | A        | TO        | BLK       | STL      | PTS       | AVG        |
|-----------------|------------|----------|---------------|--------------|-------------|------------|-------------|--------------|-------------|-----------|-----------|------------|------------|-----------|----------|-----------|-----------|----------|-----------|------------|
|                 |            |          |               | FG-FGA       | PCT         | 3FG-3FGA   | PCT         | FT-FTA       | PCT         | OFF       | DEF       | TOT        | AVG        |           |          |           |           |          |           |            |
| N.C. Central    | 11/04/2024 |          | 23:01         | 5-9          | .556        | 0-0        | .000        | 0-0          | .000        | 8         | 2         | 10         | 10.0       | 4         | 0        | 3         | 1         | 0        | 10        | 10.0       |
| Houston         | 11/08/2024 | *        | 33:35         | 7-10         | .700        | 0-0        | .000        | 0-0          | .000        | 2         | 8         | 10         | 10.0       | 3         | 0        | 1         | 2         | 0        | 14        | 12.0       |
| Furman          | 11/10/2024 | *        | 33:09         | 3-7          | .429        | 0-0        | .000        | 4-5          | .800        | 4         | 5         | 9          | 9.7        | 2         | 2        | 1         | 1         | 3        | 10        | 11.3       |
| Georgia St.     | 11/14/2024 | *        | 34:43         | 5-7          | .714        | 0-0        | .000        | 1-1          | 1.000       | 5         | 7         | 12         | 10.3       | 2         | 2        | 4         | 1         | 1        | 11        | 11.3       |
| at Georgia Tech | 11/17/2024 | *        | 29:39         | 2-3          | .667        | 0-0        | .000        | 2-2          | 1.000       | 4         | 7         | 11         | 10.4       | 4         | 1        | 4         | 1         | 0        | 6         | 10.2       |
| vs Tulsa        | 11/21/2024 | *        | 23:05         | 2-4          | .500        | 0-0        | .000        | 1-4          | .250        | 1         | 4         | 5          | 9.5        | 3         | 0        | 0         | 0         | 2        | 5         | 9.3        |
| vs Penn St.     | 11/23/2024 | *        | 27:34         | 1-7          | .143        | 0-0        | .000        | 1-2          | .500        | 5         | 3         | 8          | 9.3        | 1         | 0        | 1         | 0         | 0        | 3         | 8.4        |
| Prairie View    | 11/26/2024 | *        | 25:20         | 2-4          | .500        | 0-0        | .000        | 1-2          | .500        | 2         | 5         | 7          | 9.0        | 2         | 1        | 2         | 3         | 0        | 5         | 8.0        |
| Hampton         | 12/01/2024 | *        | 26:16         | 4-8          | .500        | 0-0        | .000        | 4-5          | .800        | 6         | 6         | 12         | 9.3        | 4         | 1        | 5         | 0         | 0        | 12        | 8.4        |
| Virginia Tech   | 12/04/2024 |          | 11:30         | 1-1          | 1.000       | 0-0        | .000        | 0-0          | .000        | 0         | 2         | 2          | 8.6        | 2         | 0        | 2         | 0         | 0        | 2         | 7.8        |
| UNC Greensboro  | 12/16/2024 |          | 07:12         | 0-2          | .000        | 0-0        | .000        | 0-0          | .000        | 0         | 2         | 2          | 8.0        | 0         | 0        | 0         | 1         | 0        | 0         | 7.1        |
| vs Clemson      | 12/19/2024 |          | 33:01         | 2-4          | .500        | 0-0        | .000        | 4-4          | 1.000       | 1         | 7         | 8          | 8.0        | 0         | 0        | 0         | 0         | 1        | 8         | 7.2        |
| vs Colorado St. | 12/20/2024 |          | 03:34         | 0-0          | .000        | 0-0        | .000        | 0-0          | .000        | 0         | 0         | 0          | 7.4        | 0         | 0        | 0         | 0         | 0        | 0         | 6.6        |
| Ohio            | 12/28/2024 |          | 18:32         | 0-1          | .000        | 0-0        | .000        | 1-2          | .500        | 2         | 4         | 6          | 7.3        | 1         | 1        | 3         | 1         | 0        | 1         | 6.2        |
| at Vanderbilt   | 01/02/2025 |          | 10:16         | 0-0          | .000        | 0-0        | .000        | 2-2          | 1.000       | 1         | 3         | 4          | 7.1        | 2         | 0        | 1         | 0         | 0        | 2         | 5.9        |
| at Florida      | 01/05/2025 |          | 15:57         | 1-3          | .333        | 0-0        | .000        | 0-0          | .000        | 1         | 2         | 3          | 6.8        | 5         | 0        | 1         | 2         | 0        | 2         | 5.7        |
| <b>Totals</b>   |            | <b>8</b> | <b>356:24</b> | <b>35-70</b> | <b>.500</b> | <b>0-0</b> | <b>.000</b> | <b>21-29</b> | <b>.724</b> | <b>42</b> | <b>67</b> | <b>109</b> | <b>6.8</b> | <b>35</b> | <b>8</b> | <b>28</b> | <b>13</b> | <b>7</b> | <b>91</b> | <b>5.7</b> |

## Player Averages

| Games Played | Minutes/ game | Points/ game | FG Pct | 3FG Pct | FT Pct | Rebounds/ game | Assists/ game | Turnovers/ game | Assist/Turnover ratio | Steals/ game | Blocks/ game |
|--------------|---------------|--------------|--------|---------|--------|----------------|---------------|-----------------|-----------------------|--------------|--------------|
| 16           | 22.3          | 5.7          | 50.0   | 0.0     | 72.4   | 6.8            | 0.5           | 1.8             | 0.3                   | 0.4          | 0.8          |

## OVERALL CAREER STATISTICS

| SEASON       | TEAM | GP-GS       | MIN/AVG         | Field Goals   |             | 3-Point    |             | F-Throws     |             | Rebounds  |            |            |            | Scoring     |           |           |           |           |            |            |
|--------------|------|-------------|-----------------|---------------|-------------|------------|-------------|--------------|-------------|-----------|------------|------------|------------|-------------|-----------|-----------|-----------|-----------|------------|------------|
|              |      |             |                 | FG-FGA        | FG%         | 3FG-3FGA   | 3FG%        | FT-FTA       | FT%         | OFF       | DEF        | TOT        | AVG        | PF-FO       | A         | TO        | BLK       | STL       | PTS        | AVG        |
| 2022-23      | UG   | 12-0        | 53/4.4          | 3-8           | .375        | 0-0        | .000        | 4-6          | .667        | 6         | 12         | 18         | 1.5        | 6-0         | 1         | 6         | 1         | 0         | 10         | 0.8        |
| 2023-24      | UG   | 22-0        | 173/7.9         | 8-30          | .267        | 0-0        | .000        | 4-8          | .500        | 14        | 22         | 36         | 1.6        | 36-1        | 6         | 15        | 4         | 4         | 20         | 0.9        |
| 2024-25      | UG   | 16-8        | 356/22.3        | 35-70         | .500        | 0-0        | .000        | 21-29        | .724        | 42        | 67         | 109        | 6.8        | 35-1        | 8         | 28        | 13        | 7         | 91         | 5.7        |
| <b>TOTAL</b> |      | <b>50-8</b> | <b>582/11.6</b> | <b>46-108</b> | <b>.426</b> | <b>0-0</b> | <b>.000</b> | <b>29-43</b> | <b>.674</b> | <b>62</b> | <b>101</b> | <b>163</b> | <b>3.3</b> | <b>77-2</b> | <b>15</b> | <b>49</b> | <b>18</b> | <b>11</b> | <b>121</b> | <b>2.4</b> |



# #33 MIA WOOLFOLK

Fr. // Forward // 6-3 // Midlothian, Va. // Manchester High School  
*Vincent J. and Barbara Dooley Scholarship*

**Major: Psychology**

## CAREER HIGHS

### POINTS

Season: 20 vs. Vandy (1/2/25)  
 Career: 20 vs. Vandy (1/2/25)

### REBOUNDS

Season: 13 vs. NC Central (11/4/24)  
 Career: 13 vs. NC Central (11/4/24)

### ASSISTS

Season: x x  
 Career: x x

### BLOCKS

Season: 1 3X  
 Career: 1 3X

### STEALS

Season: 2 2X, last vs. Missouri (1/9/25)  
 Career: 2 2X, last vs. Missouri (1/9/25)

### MINUTES

Season: 32 vs. Vandy (1/2/25)  
 Career: 32 vs. Vandy (1/2/25)

## MISCELLANEOUS STATS

### DOUBLE-DIGIT POINTS

Season: 5 Career: 5

### DOUBLE-DIGIT REBOUNDS

Season: 1 Career: 1

### DOUBLE-DOUBLES

Season: 1 Career: 1

### 20-POINT GAMES

Season: 1 Career: 1

## Career Highlights

- » Missed nine games due to injury; came back and scored 15 points in the win against UNCG
- » Posted first career 20-point game with a career-best 20 pts. at Vanderbilt
- » Georgia is 5-3 with her in the lineup
- » Only the third freshman in program history, joining Janet Harris in 1981 and Christi Thomas in 2000, to record a double-double in her collegiate debut
- » Four-star, top-100 prospect by ESPN
- » 2024 MaxPreps Virginia Player of the Year
- » Avg. 20 points and 9.7 rebs. per game during her senior season of high school

## Season Stats

### #33 WOOLFOLK, Mia

| Opponent        | Date       | GS | MIN             | Total        |             | 3-Pointers |             | Free throws  |             | Rebounds  |           |           |            | PF        | A        | TO        | BLK      | STL      | PTS        | AVG         |
|-----------------|------------|----|-----------------|--------------|-------------|------------|-------------|--------------|-------------|-----------|-----------|-----------|------------|-----------|----------|-----------|----------|----------|------------|-------------|
|                 |            |    |                 | FG-FGA       | PCT         | 3FG-3FGA   | PCT         | FT-FTA       | PCT         | OFF       | DEF       | TOT       | AVG        |           |          |           |          |          |            |             |
| N.C. Central    | 11/04/2024 | *  | 18:45           | 4-10         | .400        | 0-0        | .000        | 10-10        | 1.000       | 7         | 6         | 13        | 13.0       | 2         | 0        | 1         | 0        | 0        | 18         | 18.0        |
| UNC Greensboro  | 12/16/2024 |    | 21:53           | 7-10         | .700        | 0-0        | .000        | 1-2          | .500        | 0         | 4         | 4         | 8.5        | 1         | 0        | 2         | 1        | 0        | 15         | 16.5        |
| vs Clemson      | 12/19/2024 |    | 14:17           | 6-9          | .667        | 0-1        | .000        | 1-4          | .250        | 3         | 0         | 3         | 6.7        | 2         | 0        | 1         | 0        | 0        | 13         | 15.3        |
| vs Colorado St. | 12/20/2024 |    | 18:56           | 3-5          | .600        | 0-0        | .000        | 3-4          | .750        | 1         | 1         | 2         | 5.5        | 3         | 0        | 0         | 1        | 0        | 9          | 13.8        |
| Ohio            | 12/28/2024 | *  | 16:03           | 6-6          | 1.000       | 0-0        | .000        | 1-3          | .333        | 2         | 4         | 6         | 5.6        | 2         | 0        | 1         | 1        | 2        | 13         | 13.6        |
| at Vanderbilt   | 01/02/2025 | *  | 32:29           | 7-12         | .583        | 0-0        | .000        | 6-8          | .750        | 4         | 3         | 7         | 5.8        | 2         | 0        | 0         | 0        | 0        | 20         | 14.7        |
| at Florida      | 01/05/2025 | *  | 17:45           | 1-4          | .250        | 0-0        | .000        | 1-2          | .500        | 1         | 2         | 3         | 5.4        | 5         | 0        | 2         | 1        | 0        | 3          | 13.0        |
| Missouri        | 01/09/2025 |    | 26:06           | 4-7          | .571        | 0-0        | .000        | 1-2          | .500        | 4         | 4         | 8         | 5.8        | 2         | 0        | 3         | 0        | 2        | 9          | 12.5        |
| <b>Totals</b>   |            |    | <b>4 166:14</b> | <b>38-63</b> | <b>.603</b> | <b>0-1</b> | <b>.000</b> | <b>24-35</b> | <b>.686</b> | <b>22</b> | <b>24</b> | <b>46</b> | <b>5.8</b> | <b>19</b> | <b>0</b> | <b>10</b> | <b>4</b> | <b>4</b> | <b>100</b> | <b>12.5</b> |

### Player Averages

| Games Played | Minutes/game | Points/game | FG Pct | 3FG Pct | FT Pct | Rebounds/game | Assists/game | Turnovers/game | Assist/Turnover ratio | Steals/game | Blocks/game |
|--------------|--------------|-------------|--------|---------|--------|---------------|--------------|----------------|-----------------------|-------------|-------------|
| 8            | 20.8         | 12.5        | 60.3   | 0.0     | 68.6   | 5.8           | 0.0          | 1.3            | 0.0                   | 0.5         | 0.5         |

## OVERALL CAREER STATISTICS

|              |      |            |                 | Field Goals  |             | 3-Point    |             | F-Throws     |             | Rebounds  |           |           |            | Scoring     |          |           |          |          |            |             |
|--------------|------|------------|-----------------|--------------|-------------|------------|-------------|--------------|-------------|-----------|-----------|-----------|------------|-------------|----------|-----------|----------|----------|------------|-------------|
| SEASON       | TEAM | GP-GS      | MIN/AVG         | FG-FGA       | FG%         | 3FG-3FGA   | 3FG%        | FT-FTA       | FT%         | OFF       | DEF       | TOT       | AVG        | PF-FO       | A        | TO        | BLK      | STL      | PTS        | AVG         |
| 2024-25      | UG   | 8-4        | 166/20.8        | 38-63        | .603        | 0-1        | .000        | 24-35        | .686        | 22        | 24        | 46        | 5.8        | 19-1        | 0        | 10        | 4        | 4        | 100        | 12.5        |
| <b>TOTAL</b> |      | <b>8-4</b> | <b>166/20.8</b> | <b>38-63</b> | <b>.603</b> | <b>0-1</b> | <b>.000</b> | <b>24-35</b> | <b>.686</b> | <b>22</b> | <b>24</b> | <b>46</b> | <b>5.8</b> | <b>19-1</b> | <b>0</b> | <b>10</b> | <b>4</b> | <b>4</b> | <b>100</b> | <b>12.5</b> |





## 2024-25 Georgia Women's Basketball Team Game-by-Game All games

Page 1/1  
as of Jan 10, 2025

|                 |            |        |     | Total    |      | 3-Pointers |      | Free throws |      | Rebounds |     |     |      |     |     |     |     |     |      |      |  |
|-----------------|------------|--------|-----|----------|------|------------|------|-------------|------|----------|-----|-----|------|-----|-----|-----|-----|-----|------|------|--|
| Opponent        | Date       | Score  |     | FG-FGA   | PCT  | 3FG-3FGA   | PCT  | FT-FTA      | PCT  | OFF      | DEF | TOT | AVG  | PF  | A   | TO  | BLK | STL | PTS  | AVG  |  |
| N.C. Central    | 11/04/2024 | 96-52  | W   | 32-78    | .410 | 7-20       | .350 | 25-30       | .833 | 23       | 36  | 59  | 59.0 | 17  | 18  | 14  | 2   | 13  | 96   | 96.0 |  |
| Houston         | 11/08/2024 | 61-47  | W   | 24-57    | .421 | 7-14       | .500 | 6-9         | .667 | 5        | 36  | 41  | 50.0 | 16  | 12  | 16  | 2   | 5   | 61   | 78.5 |  |
| Furman          | 11/10/2024 | 74-46  | W   | 26-66    | .394 | 6-21       | .286 | 16-22       | .727 | 14       | 30  | 44  | 48.0 | 14  | 11  | 11  | 1   | 10  | 74   | 77.0 |  |
| Georgia St.     | 11/14/2024 | 60-66  | L   | 22-60    | .367 | 4-19       | .211 | 12-16       | .750 | 17       | 28  | 45  | 47.3 | 15  | 13  | 19  | 1   | 9   | 60   | 72.8 |  |
| at Georgia Tech | 11/17/2024 | 67-83  | L   | 25-60    | .417 | 7-18       | .389 | 10-13       | .769 | 14       | 22  | 36  | 45.0 | 16  | 10  | 14  | 1   | 5   | 67   | 71.6 |  |
| vs Tulsa        | 11/21/2024 | 60-44  | W   | 23-54    | .426 | 7-19       | .368 | 7-19        | .368 | 15       | 32  | 47  | 45.3 | 19  | 10  | 23  | 3   | 8   | 60   | 69.7 |  |
| vs Penn St.     | 11/23/2024 | 47-67  | L   | 19-64    | .297 | 5-18       | .278 | 4-9         | .444 | 15       | 23  | 38  | 44.3 | 17  | 11  | 23  | 3   | 10  | 47   | 66.4 |  |
| Prairie View    | 11/26/2024 | 79-62  | W   | 30-60    | .500 | 6-16       | .375 | 13-20       | .650 | 10       | 28  | 38  | 43.5 | 14  | 14  | 18  | 5   | 10  | 79   | 68.0 |  |
| Hampton         | 12/01/2024 | 74-76  | Lot | 25-55    | .455 | 4-17       | .235 | 20-26       | .769 | 15       | 26  | 41  | 43.2 | 16  | 15  | 32  | 2   | 11  | 74   | 68.7 |  |
| Virginia Tech   | 12/04/2024 | 61-70  | L   | 26-62    | .419 | 5-16       | .313 | 4-5         | .800 | 8        | 23  | 31  | 42.0 | 16  | 14  | 13  | 0   | 6   | 61   | 67.9 |  |
| UNC Greensboro  | 12/16/2024 | 59-52  | W   | 25-49    | .510 | 4-7        | .571 | 5-9         | .556 | 3        | 25  | 28  | 40.7 | 10  | 10  | 14  | 2   | 7   | 59   | 67.1 |  |
| vs Clemson      | 12/19/2024 | 75-68  | W   | 26-53    | .491 | 5-11       | .455 | 18-24       | .750 | 8        | 20  | 28  | 39.7 | 15  | 10  | 7   | 0   | 5   | 75   | 67.8 |  |
| vs Colorado St. | 12/20/2024 | 56-72  | L   | 22-56    | .393 | 6-13       | .462 | 6-8         | .750 | 12       | 24  | 36  | 39.4 | 19  | 11  | 15  | 4   | 4   | 56   | 66.8 |  |
| Ohio            | 12/28/2024 | 83-50  | W   | 31-60    | .517 | 7-19       | .368 | 14-20       | .700 | 14       | 30  | 44  | 39.7 | 13  | 17  | 17  | 3   | 12  | 83   | 68.0 |  |
| at Vanderbilt   | 01/02/2025 | 82-108 | L   | 32-69    | .464 | 4-17       | .235 | 14-20       | .700 | 17       | 27  | 44  | 40.0 | 22  | 17  | 18  | 1   | 4   | 82   | 68.9 |  |
| at Florida      | 01/05/2025 | 57-73  | L   | 20-48    | .417 | 4-10       | .400 | 13-19       | .684 | 7        | 27  | 34  | 39.6 | 18  | 9   | 22  | 3   | 6   | 57   | 68.2 |  |
| Missouri        | 01/09/2025 | 74-72  | W   | 29-68    | .426 | 8-26       | .308 | 8-12        | .667 | 20       | 19  | 39  | 39.6 | 12  | 15  | 12  | 4   | 9   | 74   | 68.5 |  |
| Total           |            | 1165   |     | 437-1019 | .429 | 96-281     | .342 | 195-281     | .694 | 217      | 456 | 673 | 39.6 | 269 | 217 | 288 | 37  | 134 | 1165 | 68.5 |  |
| Opponents       |            | 1108   |     | 409-1003 | .408 | 123-373    | .330 | 167-226     | .739 | 147      | 388 | 535 | 31.5 | 284 | 233 | 263 | 45  | 109 | 1108 | 65.2 |  |

### Georgia Averages

| Games Played | Points/game | FG Pct | 3FG Pct | FT Pct | Rebounds/game | Assists/game | Turnovers/game | Assist/Turnover ratio | Steals/game | Blocks/game |
|--------------|-------------|--------|---------|--------|---------------|--------------|----------------|-----------------------|-------------|-------------|
| 17           | 68.5        | 42.9   | 34.2    | 69.4   | 39.6          | 12.8         | 16.9           | 0.8                   | 7.9         | 2.2         |



## 2024-25 Georgia Women's Basketball Opponents Game-by-Game All games

Page 1/1  
as of Jan 10, 2025

|                 |            |        | Total |          |      | 3-Pointers |      | Free throws |      | Rebounds |     |     |      |     |     |     |     |     |      |      |  |
|-----------------|------------|--------|-------|----------|------|------------|------|-------------|------|----------|-----|-----|------|-----|-----|-----|-----|-----|------|------|--|
| Opponent        | Date       | Score  |       | FG-FGA   | PCT  | 3FG-3FGA   | PCT  | FT-FTA      | PCT  | OFF      | DEF | TOT | AVG  | PF  | A   | TO  | BLK | STL | PTS  | AVG  |  |
| N.C. Central    | 11/04/2024 | 96-52  | W     | 21-58    | .362 | 4-15       | .267 | 6-13        | .462 | 3        | 24  | 27  | 27.0 | 25  | 11  | 21  | 2   | 5   | 52   | 52.0 |  |
| Houston         | 11/08/2024 | 61-47  | W     | 15-61    | .246 | 5-21       | .238 | 12-20       | .600 | 10       | 29  | 39  | 33.0 | 13  | 6   | 13  | 2   | 5   | 47   | 49.5 |  |
| Furman          | 11/10/2024 | 74-46  | W     | 17-55    | .309 | 2-20       | .100 | 10-14       | .714 | 9        | 28  | 37  | 34.3 | 24  | 7   | 21  | 1   | 6   | 46   | 48.3 |  |
| Georgia St.     | 11/14/2024 | 60-66  | L     | 23-58    | .397 | 12-33      | .364 | 8-10        | .800 | 5        | 20  | 25  | 32.0 | 18  | 9   | 11  | 4   | 7   | 66   | 52.8 |  |
| at Georgia Tech | 11/17/2024 | 67-83  | L     | 30-71    | .423 | 11-32      | .344 | 12-14       | .857 | 15       | 21  | 36  | 32.8 | 10  | 17  | 6   | 1   | 5   | 83   | 58.8 |  |
| vs Tulsa        | 11/21/2024 | 60-44  | W     | 15-52    | .288 | 4-24       | .167 | 10-16       | .625 | 8        | 21  | 29  | 32.2 | 21  | 9   | 18  | 1   | 9   | 44   | 56.3 |  |
| vs Penn St.     | 11/23/2024 | 47-67  | L     | 28-63    | .444 | 7-17       | .412 | 4-5         | .800 | 13       | 32  | 45  | 34.0 | 13  | 20  | 23  | 6   | 9   | 67   | 57.9 |  |
| Prairie View    | 11/26/2024 | 79-62  | W     | 22-60    | .367 | 6-18       | .333 | 12-14       | .857 | 10       | 22  | 32  | 33.8 | 19  | 12  | 20  | 0   | 7   | 62   | 58.4 |  |
| Hampton         | 12/01/2024 | 74-76  | Lot   | 29-60    | .483 | 7-15       | .467 | 11-14       | .786 | 7        | 17  | 24  | 32.7 | 23  | 16  | 24  | 4   | 12  | 76   | 60.3 |  |
| Virginia Tech   | 12/04/2024 | 61-70  | L     | 25-56    | .446 | 9-25       | .360 | 11-14       | .786 | 9        | 28  | 37  | 33.1 | 10  | 18  | 17  | 2   | 5   | 70   | 61.3 |  |
| UNC Greensboro  | 12/16/2024 | 59-52  | W     | 19-53    | .358 | 8-27       | .296 | 6-10        | .600 | 11       | 20  | 31  | 32.9 | 12  | 10  | 18  | 1   | 5   | 52   | 60.5 |  |
| vs Clemson      | 12/19/2024 | 75-68  | W     | 28-56    | .500 | 7-20       | .350 | 5-7         | .714 | 7        | 23  | 30  | 32.7 | 21  | 12  | 11  | 2   | 2   | 68   | 61.1 |  |
| vs Colorado St. | 12/20/2024 | 56-72  | L     | 27-57    | .474 | 8-22       | .364 | 10-11       | .909 | 5        | 20  | 25  | 32.1 | 10  | 12  | 8   | 3   | 6   | 72   | 61.9 |  |
| Ohio            | 12/28/2024 | 83-50  | W     | 19-53    | .358 | 8-28       | .286 | 4-6         | .667 | 3        | 16  | 19  | 31.1 | 14  | 14  | 18  | 3   | 6   | 50   | 61.1 |  |
| at Vanderbilt   | 01/02/2025 | 82-108 | L     | 34-71    | .479 | 11-25      | .440 | 29-31       | .935 | 10       | 25  | 35  | 31.4 | 18  | 27  | 8   | 6   | 5   | 108  | 64.2 |  |
| at Florida      | 01/05/2025 | 57-73  | L     | 29-60    | .483 | 6-15       | .400 | 9-15        | .600 | 8        | 23  | 31  | 31.4 | 18  | 15  | 14  | 5   | 8   | 73   | 64.8 |  |
| Missouri        | 01/09/2025 | 74-72  | W     | 28-59    | .475 | 8-16       | .500 | 8-12        | .667 | 14       | 19  | 33  | 31.5 | 15  | 18  | 12  | 2   | 7   | 72   | 65.2 |  |
| Total           |            | 1108   |       | 409-1003 | .408 | 123-373    | .330 | 167-226     | .739 | 147      | 388 | 535 | 31.5 | 284 | 233 | 263 | 45  | 109 | 1108 | 65.2 |  |
| Georgia         |            | 1165   |       | 437-1019 | .429 | 96-281     | .342 | 195-281     | .694 | 217      | 456 | 673 | 39.6 | 269 | 217 | 288 | 37  | 134 | 1165 | 68.5 |  |

### Opponents Averages

| Games Played | Points/game | FG Pct | 3FG Pct | FT Pct | Rebounds/game | Assists/game | Turnovers/game | Assist/Turnover ratio | Steals/game | Blocks/game |
|--------------|-------------|--------|---------|--------|---------------|--------------|----------------|-----------------------|-------------|-------------|
| 17           | 65.2        | 40.8   | 33.0    | 73.9   | 31.5          | 13.7         | 15.5           | 0.9                   | 6.4         | 2.6         |



## 2024-25 Georgia Women's Basketball Combined Team Statistics In Conference games

Page 1/1  
as of Jan 10, 2025

### Game Records

| Record         | Overall | Home | Away | Neutral |
|----------------|---------|------|------|---------|
| ALL GAMES      | 1-2     | 1-0  | 0-2  | 0-0     |
| CONFERENCE     | 1-2     | 1-0  | 0-2  | 0-0     |
| NON-CONFERENCE | 0-0     | 0-0  | 0-0  | 0-0     |

### Score by Periods

| Team      | 1st | 2nd | 3rd | 4th | OT | TOT |
|-----------|-----|-----|-----|-----|----|-----|
| Georgia   | 50  | 39  | 52  | 72  | 0  | 213 |
| Opponents | 72  | 65  | 59  | 57  | 0  | 253 |

### Team Box Score

| No.       | Player             |       |        |      | Total  |      | 3-Point  |      | F-Throw |       | Rebounds |     |     |      |    |    |    |    |     |     |     |      |
|-----------|--------------------|-------|--------|------|--------|------|----------|------|---------|-------|----------|-----|-----|------|----|----|----|----|-----|-----|-----|------|
|           |                    | GP-GS | MIN    | AVG  | FG-FGA | FG%  | 3FG-3FGA | 3FG% | FT-FTA  | FT%   | OFF      | DEF | TOT | AVG  | PF | DQ | A  | TO | BLK | STL | PTS | AVG  |
| 0         | TURNER, Trinity    | 3-3   | 95:53  | 32.0 | 18-49  | .367 | 4-20     | .200 | 2-3     | .667  | 2        | 10  | 12  | 4.0  | 5  | 0  | 11 | 12 | 0   | 3   | 42  | 14.0 |
| 4         | VERSE, Miyah       | 3-1   | 74:54  | 25.0 | 16-21  | .762 | 0-0      | .000 | 6-11    | .545  | 9        | 8   | 17  | 5.7  | 11 | 1  | 0  | 6  | 3   | 2   | 38  | 12.7 |
| 10        | FLOURNOY, De'Mauri | 3-0   | 66:27  | 22.2 | 13-29  | .448 | 9-15     | .600 | 2-2     | 1.000 | 1        | 4   | 5   | 1.7  | 3  | 0  | 5  | 6  | 0   | 2   | 37  | 12.3 |
| 1         | AVINGER, Asia      | 3-3   | 104:23 | 34.8 | 12-30  | .400 | 3-8      | .375 | 7-9     | .778  | 1        | 11  | 12  | 4.0  | 8  | 0  | 17 | 6  | 0   | 9   | 34  | 11.3 |
| 33        | WOOLFOLK, Mia      | 3-2   | 76:20  | 25.4 | 12-23  | .522 | 0-0      | .000 | 8-12    | .667  | 9        | 9   | 18  | 6.0  | 9  | 1  | 0  | 5  | 1   | 2   | 32  | 10.7 |
| 12        | MAKOLO, Roxane     | 3-1   | 47:53  | 16.0 | 3-7    | .429 | 0-0      | .000 | 5-6     | .833  | 1        | 5   | 6   | 2.0  | 0  | 0  | 6  | 2  | 0   | 0   | 11  | 3.7  |
| 21        | DIAKHATE, Fatima   | 3-3   | 54:53  | 18.3 | 4-7    | .571 | 0-0      | .000 | 1-3     | .333  | 4        | 7   | 11  | 3.7  | 7  | 0  | 0  | 3  | 2   | 0   | 9   | 3.0  |
| 30        | EVANS, Amiya       | 2-0   | 26:13  | 13.1 | 1-3    | .333 | 0-0      | .000 | 2-2     | 1.000 | 2        | 5   | 7   | 3.5  | 7  | 1  | 0  | 2  | 2   | 0   | 4   | 2.0  |
| 23        | DAVIS, Summer      | 3-2   | 50:59  | 17.0 | 2-16   | .125 | 0-10     | .000 | 2-3     | .667  | 1        | 6   | 7   | 2.3  | 2  | 0  | 2  | 5  | 0   | 1   | 6   | 2.0  |
| 24        | DAVIS, Indya       | 1-0   | 02:05  | 2.1  | 0-0    | .000 | 0-0      | .000 | 0-0     | .000  | 0        | 0   | 0   | 0.0  | 0  | 0  | 0  | 1  | 0   | 0   | 0   | 0.0  |
| Team      |                    |       |        |      |        |      |          |      |         |       | 14       | 8   | 22  |      |    |    | 4  |    |     |     |     |      |
| Total     |                    | 3     | 600    |      | 81-185 | .438 | 16-53    | .302 | 35-51   | .686  | 44       | 73  | 117 | 39.0 | 52 | 3  | 41 | 52 | 8   | 19  | 213 | 71.0 |
| Opponents |                    | 3     | 600    |      | 91-190 | .479 | 25-56    | .446 | 46-58   | .793  | 32       | 67  | 99  | 33.0 | 51 | 0  | 60 | 34 | 13  | 20  | 253 | 84.3 |

### Team Statistics

|                        | UG            | OPP           |
|------------------------|---------------|---------------|
| <b>Scoring</b>         | <b>213</b>    | <b>253</b>    |
| Points per game        | 71.0          | 84.3          |
| Scoring margin         | -13.3         | -             |
| <b>Field goals-att</b> | <b>81-185</b> | <b>91-190</b> |
| Field goal pct         | .438          | .479          |
| <b>3 point fg-att</b>  | <b>16-53</b>  | <b>25-56</b>  |
| 3-point FG pct         | .302          | .446          |
| 3-pt FG made per game  | 5.3           | 8.3           |
| <b>Free throws-att</b> | <b>35-51</b>  | <b>46-58</b>  |
| Free throw pct         | .686          | .793          |
| F-Throws made per game | 11.7          | 15.3          |
| <b>Rebounds</b>        | <b>117</b>    | <b>99</b>     |
| Rebounds per game      | 39.0          | 33.0          |
| Rebounding margin      | +6.0          | -             |
| <b>Assists</b>         | <b>41</b>     | <b>60</b>     |
| Assists per game       | 13.7          | 20.0          |
| <b>Turnovers</b>       | <b>52</b>     | <b>34</b>     |
| Turnovers per game     | 17.3          | 11.3          |
| Turnover margin        | -6.0          | -             |
| Assist/turnover ratio  | 0.8           | 1.8           |
| <b>Steals</b>          | <b>19</b>     | <b>20</b>     |
| Steals per game        | 6.3           | 6.7           |
| <b>Blocks</b>          | <b>8</b>      | <b>13</b>     |
| Blocks per game        | 2.7           | 4.3           |
| <b>Winning streak</b>  | <b>1</b>      | <b>-</b>      |
| Home win streak        | 1             | -             |
| <b>Attendance</b>      | <b>2209</b>   | <b>4776</b>   |
| Home games-Avg/Game    | 1-2209        | 2-2388        |
| Neutral site-Avg/Game  | -             | 0-0           |

### Team Results

| Date       | Opponent      |   | Score  | Att. |
|------------|---------------|---|--------|------|
| 01/02/2025 | at Vanderbilt | L | 82-108 | 3120 |
| 01/05/2025 | at Florida    | L | 57-73  | 1656 |
| 01/09/2025 | Missouri      | W | 74-72  | 2209 |



## 2024-25 Georgia Women's Basketball Combined Team Statistics All games

Page 1/1  
as of Jan 10, 2025

### Game Records

| Record         | Overall | Home | Away | Neutral |
|----------------|---------|------|------|---------|
| ALL GAMES      | 9-8     | 7-3  | 0-3  | 2-2     |
| CONFERENCE     | 1-2     | 1-0  | 0-2  | 0-0     |
| NON-CONFERENCE | 8-6     | 6-3  | 0-1  | 2-2     |

### Score by Periods

| Team      | 1st | 2nd | 3rd | 4th | OT | TOT  |
|-----------|-----|-----|-----|-----|----|------|
| Georgia   | 293 | 282 | 283 | 303 | 4  | 1165 |
| Opponents | 258 | 274 | 272 | 298 | 6  | 1108 |

### Team Box Score

| No.       | Player             |       |        |      | Total    |      | 3-Point  |      | F-Throw |       | Rebounds |     |     |      |     |    |     |     |     |     |      |      |  |
|-----------|--------------------|-------|--------|------|----------|------|----------|------|---------|-------|----------|-----|-----|------|-----|----|-----|-----|-----|-----|------|------|--|
|           |                    | GP-GS | MIN    | AVG  | FG-FGA   | FG%  | 3FG-3FGA | 3FG% | FT-FTA  | FT%   | OFF      | DEF | TOT | AVG  | PF  | DQ | A   | TO  | BLK | STL | PTS  | AVG  |  |
| 10        | FLOURNOY, De'Mauri | 17-7  | 492:55 | 29.0 | 77-195   | .395 | 39-98    | .398 | 21-22   | .955  | 5        | 30  | 35  | 2.1  | 38  | 0  | 36  | 45  | 0   | 15  | 214  | 12.6 |  |
| 33        | WOOLFOLK, Mia      | 8-4   | 166:14 | 20.8 | 38-63    | .603 | 0-1      | .000 | 24-35   | .686  | 22       | 24  | 46  | 5.8  | 19  | 1  | 0   | 10  | 4   | 4   | 100  | 12.5 |  |
| 0         | TURNER, Trinity    | 17-16 | 547:57 | 32.2 | 85-240   | .354 | 21-76    | .276 | 19-24   | .792  | 16       | 64  | 80  | 4.7  | 35  | 2  | 51  | 56  | 1   | 31  | 210  | 12.4 |  |
| 1         | AVINGER, Asia      | 17-16 | 555:41 | 32.7 | 57-133   | .429 | 15-43    | .349 | 37-48   | .771  | 12       | 50  | 62  | 3.6  | 44  | 1  | 78  | 54  | 1   | 33  | 166  | 9.8  |  |
| 21        | DIAKHATE, Fatima   | 14-13 | 292:43 | 20.9 | 39-80    | .488 | 0-0      | .000 | 16-22   | .727  | 25       | 42  | 67  | 4.8  | 26  | 0  | 4   | 18  | 9   | 5   | 94   | 6.7  |  |
| 4         | VERSE, Miyah       | 17-1  | 316:09 | 18.6 | 41-70    | .586 | 0-0      | .000 | 25-54   | .463  | 40       | 59  | 99  | 5.8  | 42  | 2  | 5   | 22  | 7   | 18  | 107  | 6.3  |  |
| 30        | EVANS, Amiya       | 16-8  | 356:24 | 22.3 | 35-70    | .500 | 0-0      | .000 | 21-29   | .724  | 42       | 67  | 109 | 6.8  | 35  | 1  | 8   | 28  | 13  | 7   | 91   | 5.7  |  |
| 23        | DAVIS, Summer      | 16-7  | 264:16 | 16.5 | 33-83    | .398 | 18-51    | .353 | 2-3     | .667  | 6        | 25  | 31  | 1.9  | 7   | 0  | 14  | 16  | 1   | 11  | 86   | 5.4  |  |
| 12        | MAKOLO, Roxane     | 17-13 | 375:38 | 22.1 | 27-73    | .370 | 2-10     | .200 | 29-43   | .674  | 11       | 49  | 60  | 3.5  | 21  | 0  | 17  | 25  | 1   | 10  | 85   | 5.0  |  |
| 24        | DAVIS, Indya       | 11-0  | 57:03  | 5.2  | 5-12     | .417 | 1-2      | .500 | 1-1     | 1.000 | 3        | 5   | 8   | 0.7  | 2   | 0  | 4   | 4   | 0   | 0   | 12   | 1.1  |  |
| Team      |                    |       |        |      |          |      |          |      |         |       | 35       | 41  | 76  |      |     |    |     | 10  |     |     |      |      |  |
| Total     |                    | 17    | 3425   |      | 437-1019 | .429 | 96-281   | .342 | 195-281 | .694  | 217      | 456 | 673 | 39.6 | 269 | 7  | 217 | 288 | 37  | 134 | 1165 | 68.5 |  |
| Opponents |                    | 17    | 3425   |      | 409-1003 | .408 | 123-373  | .330 | 167-226 | .739  | 147      | 388 | 535 | 31.5 | 284 | 4  | 233 | 263 | 45  | 109 | 1108 | 65.2 |  |

### Team Statistics

|                        | UG              | OPP             |
|------------------------|-----------------|-----------------|
| <b>Scoring</b>         | <b>1165</b>     | <b>1108</b>     |
| Points per game        | 68.5            | 65.2            |
| Scoring margin         | +3.4            | -               |
| <b>Field goals-att</b> | <b>437-1019</b> | <b>409-1003</b> |
| Field goal pct         | .429            | .408            |
| <b>3 point fg-att</b>  | <b>96-281</b>   | <b>123-373</b>  |
| 3-point FG pct         | .342            | .330            |
| 3-pt FG made per game  | 5.6             | 7.2             |
| <b>Free throws-att</b> | <b>195-281</b>  | <b>167-226</b>  |
| Free throw pct         | .694            | .739            |
| F-Throws made per game | 11.5            | 9.8             |
| <b>Rebounds</b>        | <b>673</b>      | <b>535</b>      |
| Rebounds per game      | 39.6            | 31.5            |
| Rebounding margin      | +8.1            | -               |
| <b>Assists</b>         | <b>217</b>      | <b>233</b>      |
| Assists per game       | 12.8            | 13.7            |
| <b>Turnovers</b>       | <b>288</b>      | <b>263</b>      |
| Turnovers per game     | 16.9            | 15.5            |
| Turnover margin        | -1.5            | -               |
| Assist/turnover ratio  | 0.8             | 0.9             |
| <b>Steals</b>          | <b>134</b>      | <b>109</b>      |
| Steals per game        | 7.9             | 6.4             |
| <b>Blocks</b>          | <b>37</b>       | <b>45</b>       |
| Blocks per game        | 2.2             | 2.6             |
| <b>Winning streak</b>  | <b>1</b>        | <b>-</b>        |
| Home win streak        | 3               | -               |
| <b>Attendance</b>      | <b>22887</b>    | <b>7327</b>     |
| Home games-Avg/Game    | 10-2289         | 3-2442          |
| Neutral site-Avg/Game  | -               | 4-584           |

### Team Results

| Date       | Opponent        |     | Score  | Att. |
|------------|-----------------|-----|--------|------|
| 11/04/2024 | N.C. Central    | W   | 96-52  | 2588 |
| 11/08/2024 | Houston         | W   | 61-47  | 1739 |
| 11/10/2024 | Furman          | W   | 74-46  | 1863 |
| 11/14/2024 | Georgia St.     | L   | 60-66  | 1472 |
| 11/17/2024 | at Georgia Tech | L   | 67-83  | 2551 |
| 11/21/2024 | vs Tulsa        | W   | 60-44  | 673  |
| 11/23/2024 | vs Penn St.     | L   | 47-67  | 735  |
| 11/26/2024 | Prairie View    | W   | 79-62  | 1672 |
| 12/01/2024 | Hampton         | Lot | 74-76  | 2133 |
| 12/04/2024 | Virginia Tech   | L   | 61-70  | 2162 |
| 12/16/2024 | UNC Greensboro  | W   | 59-52  | 4524 |
| 12/19/2024 | vs Clemson      | W   | 75-68  | 724  |
| 12/20/2024 | vs Colorado St. | L   | 56-72  | 205  |
| 12/28/2024 | Ohio            | W   | 83-50  | 2525 |
| 01/02/2025 | at Vanderbilt   | L   | 82-108 | 3120 |
| 01/05/2025 | at Florida      | L   | 57-73  | 1656 |
| 01/09/2025 | Missouri        | W   | 74-72  | 2209 |