

MISSISSIPPI STATE

WOMEN'S BASKETBALL

GAME 20

JAN. 19, 2025 | 2:00 P.M. CT | HUMPHREY COLISEUM | STARKVILLE, MISS. | SEC NETWORK


RV/RV MISSISSIPPI STATE
15-4 | 2-3 SEC

HEAD COACH: Sam Purcell
RECORD AT MSU: 60-27 (Third Season)
CAREER RECORD: Same
LAST GAME: L, 86-73, at Tennessee (Jan. 16)

VS


RV/RV OLE MISS
14-2 | 2-2 SEC

HEAD COACH: Yolett McPhee-McCuin
RECORD AT OM: 115-89 (Seventh Season)
CAREER RECORD: 209-152 (12th Season)
LAST GAME: W, 94-69, vs Florida (Jan. 16)

HOW TO FOLLOW MISSISSIPPI STATE-OLE MISS

WATCH | SEC NETWORK

Play-By-Play: Sam Gore
Analyst: Andrea Lloyd

LISTEN | HAILSTATE ON-DEMAND

Online: HailState.com/Watch
Radio: Starkville 96.1
Talent: Jason Crowder

LIVE STATS | STATBROADCAST

Online: MSU.StatBroadcast.com
SOCIAL MEDIA | HAILSTATEWBK
Twitter/Instagram/Facebook: HailStateWBK

THE OPENING SCENE

- Mississippi State dropped their last matchup in Knoxville, falling to the No. 15/15 Tennessee Lady Vols 86-73.
- Debresha Powe tied her season-high of 16 points while also tying the most three's she had hit this season with 4.
- The Bulldogs won a pair of matchups last week against No. 10 Oklahoma and on the road in Athens.
- Oklahoma was State's first ranked win since defeating the then defending-national champions, No. 9/9 LSU, last season on January 29, 2024.
- The win over Oklahoma marked the first time that Mississippi State had beaten two top-10 opponents in Humphrey Coliseum in back-to-back seasons since the 2017-18 and 2018-19 seasons when the Dawgs beat #10 Texas on Dec. 2, 2018 and #7 South Carolina on February 5, 2018
- The Bulldogs knocked down a season-best 14 threes in the game against Georgia. This also tied the most threes hit by a Bulldog team in three seasons under Coach Purcell, which has been done multiple times.
- Mississippi State closed out the non-conference slate with a 13-1 record on a five game win streak after beating South Carolina State, **their best start since the 2018-2019**. Those Bulldogs ended their season in the Elite Eight against the two seed Oregon Ducks.
- The Bulldogs are receiving votes in the Week 11 editions of the AP Poll (22) and the USA Today Coaches' Poll (10).

MISSISSIPPI STATE IN CONFERENCE PLAY UNDER PURCELL

- In three seasons, Purcell has gone 19-18 in conference play. He needs just three wins to earn the most SEC wins of any Bulldog head coach in their first three seasons.
- Purcell is also three wins away from his 63rd win at Mississippi State, which would give him the most overall wins of any MSU head coach in their first three seasons.
- At home, Mississippi State is 34-8 overall and 11-7 in conference play.
- Mississippi State is 9-11 under Purcell in the month of January.

NO EASY SHOTS

- Mississippi State's defense ranks top-20 in the nation in opposing field goal percentage. Opponents are currently shooting 35.9 against the Bulldogs, which is 3.7 percent off of the nation's leader, Kansas State (32.2).
- State is one of 5 teams in the SEC and one of 15 teams in the nation to hold opponents to under 65 points per game, under 40% shooting and to average at least 8.0 steals and 4.5 blocks per game.

SPECIAL PLAYERS, SPECIAL STATS (AS OF JAN. 17)

- Madina Okot leads the conference and is second in the nation with a 69.3 field goal percentage.
- Eniya Russell and Denim DeShields both ranks seventh and ninth respectively in the conference in total assists, as Russell has 81 and DeShields has 71.
- Debresha Powe ranks 15th in the nation and second in the conference with a 44.8 3 point percentage.
- Jerkaila Jordan has made the 10th most shots in the conference this season.

PROBABLE STARTERS (BASED ON LAST GAME)

#	NAME	POS.	HT.	CL.	HOMETOWN	GP-GS	MPG	PPG	RPG	APG	OTHER
0	Denim DeShields	G	5-5	Jr.	Atlanta, Ga.	19-19	27.0	5.2	1.9	3.7	1.3 SPG, 86.7 FT%
2	Jerkaila Jordan	G	5-10	Gr.^	New Orleans, La.	19-19	29.9	15.6	6.4	4.3	1.6 SPG, 0.9 BPG
4	Eniya Russell	G/F	6-0	Gr.^	Baltimore, Md.	19-18	27.9	13.2	4.8	4.3	0.7 SPG, 46.5 FG%
15	Madina Okot	C	6-6	Jr.	Mumias, Kenya	19-19	21.2	11.6	8.8	0.2	0.9 BPG, 67.8 FG%
21	Debresha Powe	G	6-1	Jr.	Meridian, Miss.	17-17	29.4	9.2	3.1	0.8	1.1 SPG, 44.8 3PT%

2024-25 SCHEDULE

RECORD		15-4
NON-CONFERENCE		13-1
SEC		2-3
HOME		7-1
AWAY		4-3
NEUTRAL		4-0

AP/USAT					
DATE	MSU	OPP	OPPONENT	TV	TIME/RESULT
NOVEMBER (8-0)					
N7	-	-	Memphis	SECN+	W, 100-56
N10	-	-	Alcorn State	SECN+	W, 73-45
N13	RV/RV	-	Alabama State	SECN+	W, 83-29
N17	RV/RV	-	Chattanooga	SECN+	W, 69-44
N20	-/RV	-	Mercer	SECN+	W, 81-44
N24	-/RV	-	vs. Jacksonville!	NBC Sports	W, 80-35
N28	-/RV	-	vs. Utah#	FloCollege	W, 66-62
N29	-/RV	-	vs. South Florida#	FloCollege	W, 59-52
DECEMBER (5-1)					
D4	RV/RV	RV/RV	at Georgia Tech^	ACCN	L, 75-78
D8	RV/RV	-	at Chicago State	NEC Front Row	W, 102-42
D14	-/RV	-	vs. Belmont@	SECN+	W, 70-73
D17	RV/RV	-	at ULM	ESPN+	W, 78-70
D20	RV/RV	-	at UMES	DSN+	W, 70-52
D29	-/RV	-	South Carolina State	SECN+	W, 95-47
JANUARY					
J2	RV/RV	16/16	at Kentucky*	SECN+	L, 69-91
J5	RV/RV	2/2	South Carolina*	SECN	L, 68-95
J9	RV/-	10/11	Oklahoma*	SECN+	W, 81-77
J12	RV/-	-	at Georgia*	SECN+	W, 79-68
J16	RV/RV	15/15	at Tennessee*	SECN	L, 73-86
J19	RV/RV	RVRV	Ole Miss*	SECN	2 p.m.
J23	-	-	Auburn*	SECN+	6:30 p.m.
J27	-	-	at Missouri*	SECN	7 p.m.
FEBRUARY					
F2	-	5/4	at LSU*	SECN	1 p.m.
F6	-	-	Arkansas*	SECN+	6:30 p.m.
F9	-	19/19	Alabama*	SECN	1 p.m.
F13	-	RV/-	at Vanderbilt*	SECN	8 p.m.
F16	-	-	at Florida*	SECN+	1 p.m.
F23	-	-	Texas A&M*	SECN+	2 p.m.
F27	-	7/7	Texas*	SECN+	6:30 p.m.
MARCH					
M2	-	-	at Auburn*	SECN+	2 p.m.
M5-M9			2025 SEC Tournament		Greenville, S.C.

All times Central | * - SEC game | ! - WBCA State Farm Showcase (Orlando, Fla.) | # - Cayman Islands Classic (George Town, Grand Cayman, Cayman Islands) | ^ - SEC/ACC Challenge | @ - Tupelo, Miss.

All games on ESPN networks (ESPN, ESPN2, ESPNU and SEC Network) are also available through the ESPN App or ESPN.com/Watch.

MISSISSIPPI STATE-OLE MISS HISTORY

OVERALL	Ole Miss Leads, 39-67
STREAK	L1
IN STARKVILLE	23-25
LAST MEETING	L, 71-75 (2/18/24)
LAST 10 MEETINGS	MSU Leads 6-4
PURCELL VS OLE MISS	1-3

NUMERICAL ROSTER

#	NAME	POS.	HT.	CL.	EXP.	HOMETOWN / HIGH SCHOOL / PREVIOUS SCHOOL
0	Denim DeShields	G	5-5	Jr.	TR	Atlanta, Ga. / McEachern HS / La Lumiere School (Prep) / UAB
1	Destiney McPhaul	G	5-9	R-Jr.	TR	Philadelphia, Pa. / West Catholic HS / Temple / Northwest Florida State College
2	Jerkaila Jordan	G	5-10	Gr. ^	3L	New Orleans, La. / John Curtis HS / Tulane
3	Terren Ward	G/F	5-11	Gr. ^	TR	Jesup, Ga. / Wayne County HS / Georgia Southern
4	Eniya Russell	G/F	6-0	Gr. ^	TR	Baltimore, Md. / Saint Vincent Pallotti HS / South Carolina / Kentucky
5	Chandler Prater	G/F	5-10	Gr.	TR	Kansas City, Mo. / North Kansas City HS / Kansas / Oklahoma State
6	Shakirah Edwards	G	5-10	Fr.	HS	Panama City, Fla. / Rutherford HS
8	Anaisha Carriere	G/F	6-2	Fr.	HS	Gulfport, Miss. / Harrison Central HS
11	Tahj-Monet Bloom	F	6-2	Fr.	HS	Okinawa, Japan / DME Academy
13	Rocio Jiménez	C	6-7	R-Fr.	1L	Elías Piña, Dominican Republic / Central Pointe Christian Academy
14	Kayla Thomas	F/C	6-2	Sr.	TR	Beltsville, Md. / Emerge Christian Academy / Penn State / Georgia Southern
15	Madina Okot	C	6-6	Jr.	TR	Mumias, Kenya / Kaya Tiwi Secondary School / Zetech University
21	Debreasha Powe	G	6-1	Jr.	2L	Meridian, Miss. / Meridian HS
24	Quanirah Montague	F/C	6-5	So.	1L	Atlantic City, N.J. / Atlantic City HS

^ Exercising extra year of eligibility granted by NCAA for 2020-21 season due to Covid-19

ALPHABETICAL ROSTER

#	NAME	POS.	HT.	CL.	EXP.	HOMETOWN / HIGH SCHOOL / PREVIOUS SCHOOL
11	Tahj-Monet Bloom	F	6-2	Fr.	HS	Okinawa, Japan / DME Academy
8	Anaisha Carriere	G/F	6-2	Fr.	HS	Gulfport, Miss. / Harrison Central HS
0	Denim DeShields	G	5-5	Jr.	TR	Atlanta, Ga. / McEachern HS / La Lumiere School (Prep) / UAB
6	Shakirah Edwards	G	5-10	Fr.	HS	Panama City, Fla. / Rutherford HS
13	Rocio Jiménez	C	6-7	R-Fr.	1L	Elías Piña, Dominican Republic / Central Pointe Christian Academy
2	Jerkaila Jordan	G	5-10	Gr. ^	3L	New Orleans, La. / John Curtis HS / Tulane
1	Destiney McPhaul	G	5-9	R-Jr.	TR	Philadelphia, Pa. / West Catholic HS / Temple / Northwest Florida State College
24	Quanirah Montague	F/C	6-5	So.	1L	Atlantic City, N.J. / Atlantic City HS
15	Madina Okot	C	6-6	Jr.	TR	Mumias, Kenya / Kaya Tiwi Secondary School / Zetech University
21	Debreasha Powe	G	6-1	Jr.	2L	Meridian, Miss. / Meridian HS
5	Chandler Prater	G/F	5-10	Gr.	TR	Kansas City, Mo. / North Kansas City HS / Kansas / Oklahoma State
4	Eniya Russell	G/F	6-0	Gr. ^	TR	Baltimore, Md. / Saint Vincent Pallotti HS / South Carolina / Kentucky
14	Kayla Thomas	F/C	6-2	Sr.	TR	Beltsville, Md. / Emerge Christian Academy / Penn State / Georgia Southern
3	Terren Ward	G/F	5-11	Gr. ^	TR	Jesup, Ga. / Wayne County HS / Georgia Southern

^ Exercising extra year of eligibility granted by NCAA for 2020-21 season due to Covid-19

STAFF

Head Coach	Sam Purcell	Third Season / Same Overall	Auburn '03
Associate Head Coach / Offensive Coordinator	Fred Castro	First Season	Oklahoma '04
Assistant Coach / Recruiting Coordinator	Anita Howard	First Season	Armstrong State '03
Assistant Coach	Samantha Williams	First Season	Auburn '96
Senior Director of Scouting and Analytics / Assistant Coach	Tony Dukes	Second Season	Clayton State '13
Director of Scouting / Assistant Coach	Victoria Vivians	First Season	Mississippi State '18
Assistant A.D. / Women's Basketball Operations	Jimmy Yu	Third Season	Louisville '16
Strength and Conditioning	Kaiti Jones	Third Season	Central Michigan '12
Athletic Trainer	Taylor Pitts	Third Season	Aquinas College '18
Counseling and Sports Psychology	Allison Rogers	Second Season	William Carey '12
Creative Content	Noah Madison	Second Season	Mississippi State '23

PRONUNCIATION GUIDE

Destiney McPhaul	Mick - Fall
Jerkaila Jordan	Jer - Kay - Luh
Terren Ward	Tear - En
Eniya Russell	Ee - Nye - Ah
Shakirah Edwards	Shak - Ear - Ah
Anaisha Carriere	Ah - Nay - Shah Care - Ee - Er
Rocio Jiménez	Row - See - Oh Him - Men - Ez
Madina Okot	Mah - Dean - Ah Oh - Kot
Debreasha Powe	Duh - Bree - Shah
Quanirah Montague	Quah - Near - Ah Mon - Tuh - Gue

SCAN OR [CLICK HERE](#) FOR ROSTER AUDIO PRONUNCIATIONS



SOCIAL MEDIA ROSTER

	TWITTER	INSTAGRAM
Denim DeShields	DenimDru	denimdru
Destiney McPhaul	DestineyMcphaul	d1_des
Jerkaila Jordan	Jerk2Brazy	jerkailajordan
Terren Ward	terrenward3	terrrrrrrren
Eniya Russell	EniyaR4	nixxel_
Chandler Prater	Channy_Chan25	chan_cp5
Shakirah Edwards	EdwardsShakirah	_s4akeeee
Anaisha Carriere		slimm_0
Tahj-Monet Bloom	Tahj_bloom	tahj_bloom
Rocio Jiménez	mxrocirojimenez	rocio_jimenez_
Kayla Thomas		kaylaamarshae
Madina Okot		okotmadina
Debreasha Powe	debreasha	breashapowe
Quanirah Montague	NirNir35	nirfrmda609

QUICK FACTS

UNIVERSITY INFORMATION

Location	Starkville, Miss.
Enrollment	22,657
Founded	Feb. 28, 1878
Nickname	Bulldogs
School Colors	Maroon (PMS 202) and White
Conference	Southeastern
President	Dr. Mark Keenum
Director of Athletics	Zac Selmon

HISTORY

Season of Basketball (First Season)	51st (1974-75)
All-Time Record	829-668 (51st Season)
All-Time Conference Record	233-320 (42th Season)
SEC Regular-Season Titles (Last)	2 (2019)
SEC Tournament Titles (Last)	1 (2019)
SEC Tournament Record	26-44
NCAA Tournament Appearances (Last)	12 (2023)
NCAA Tournament Record	24-12
NCAA Final Four Appearances (Last)	2 (2018)

HUMPHREY COLISEUM

Year Opened (Seasons)	1975 (50th Season)
All-Time Record (Win %)	480-215 (49th Season)
Record under Purcell	32-7

2023-24 REVIEW

Overall Record	23-12
SEC Record (Finish)	8-8 (T-7th)
Home Record	13-5
Road Record	7-6
Neutral Record	3-1

2024-25 TEAM INFORMATION

Returners/Lost	4 (3 active)/8
Starters Returning/Lost	2/3 (Min. 10 starts)
Newcomers	10 (Seven transfers and three freshman)

WEB/SOCIAL MEDIA

Website	HailState.com
Twitter/Instagram	@HailStateWBK
Facebook	facebook.com/HailStateWBK
Hashtag	#HailState

MEDIA INFORMATION

CREDENTIALS

Outlets interested in obtaining credentials to cover Mississippi State women's basketball home games must apply for credentials at <https://hailst.at/MBKWBKcredentials>.

WEEKLY PRESS CONFERENCES

Throughout non-conference play, Head Coach Sam Purcell will typically host weekly media press conferences in the Humphrey Coliseum Media Room. All press conferences will be uploaded to HailState.com and HailState Athletics YouTube. Contact Communications Director Will Simmons for more information. Purcell and selected student-athlete are currently scheduled to hold non-conference sessions on the below dates, which are subject to change.

Friday January 3, Wednesday January 8, Wednesday January 15, Wednesday January 22, Wednesday February 5

COMMUNICATIONS CONTACT INFORMATION

WILL SIMMONS

Communications Fellow (WBB/VB/W Golf)
EMAIL: wsimmons@athletics.msstate.edu
CELL: (662) 297-6734

JORDAN PRIMED FOR HER FINAL "STATE"MENT

- Graduate student guard Jerkaila Jordan is currently averaging 15.6 points, 6.4 rebounds, 2.2 assists, 1.6 steals and 0.9 block per game.
- She led the Bulldogs with 17 points against Tennessee against Tennessee, the 11th time she led the team in scoring in a game this season.
- Jordan picked up three double-digit performances to open up conference play, including back-to-back 24 point performances against top-10 teams in Kentucky and Oklahoma.
- Jordan scored 20+ points in a five game stretch spanning from November 29 to December 17. She was the first Bulldog to do such since the 201-22 season when Anastasia Hayes scored 20+ in six straight.
- Against ULM, Jordan led the team with 23 points.
- Against Belmont, she led the team with 24 points and picked up a career-high 15 rebounds.
- She finished with a game-high 25 points on 10-19 from the field, in addition to five rebounds, two assists and two steals in 35 minutes at Georgia Tech on Dec. 4.
- Jordan returned for her fourth season at Mississippi State, fifth overall, after she was named to the 2024 All-SEC Second Team and averaged 16.2 points, 5.9 rebounds, 2.4 assists and 2.1 steals on 44.5 percent from the field (213-479), 33.3 percent from three (40-120) and 79.1 percent from the free-throw line (102-129) in 30.8 minutes per game in 2023-24. Her points, rebounds, assists, steals, blocks and minutes totals in 2023-24 were all career highs.
- Jordan earned a spot on the 2025 Preseason Coaches All-SEC Second Team on Oct. 24, a list that is voted on by the conference head coaches. She has been named to the Preseason Coaches All-SEC list each of the last two seasons.
- Jordan was the only player in the SEC to average at least 15.0 points (16.2), 5.0 rebounds (5.9), 2.0 assists (2.4) and 2.0 steals (2.1) per game in 2023-24.
- Jordan's 16.2 points per game ranked 10th, her 2.1 steals per game were sixth and her 568 total points finished fourth in the SEC in 2023-24. Her 16.2 points and 2.1 steals per game are each the fourth-best returning mark in the SEC in 2024-25.
- Jordan averaged 24.0 points, 4.0 rebounds, 4.0 assists, 2.5 steals and 2.0 blocks on 50.0 percent from the field (20-40) and 44.4 percent from three (4-9) against top-10 opponents (at No. 1/1 SC, vs. No. 9/9 LSU) in 2023-24.
- Jordan was the only Bulldog to start all 35 games in 2023-24. She has started every game in her career. She made her 100th start as a Bulldog against Alabama State and is one of 11 players in program history to eclipse the 100-start mark.

JERK GOT THE SAUCE

- Jerkaila Jordan recently unveiled her own signature "Jerk Sauce." The sauce, now sold at Humphrey Coliseum and local retailer "Maroon & Co.", sold out it's first batch in less than a day.
- The deal marked the first food based NIL deal in Mississippi State Athletics, and was a partnership between Jordan and Mississippi State and NFL Alum, Reggie Kelly, founder of Kyven Foods.
- Jordan was apart of the sauce creation process and got to pick the flavor of the sauce herself. She was able to help curate the taste to the Mississippi State fanbase. Jordan says she wants the sauce to be something everyone enjoyed, so she settled for a more tame jerk flavor.

- The sauce is apart of numerous concession items at Humphrey Coliseum, on top of being sold by the bottle at both men's and women's games.

POWE PREPARED FOR JUNIOR SEASON JUMP

- Junior guard/forward Debreasha Powe is averaging 9.2 points, 3.1 rebounds, 1.3 assists, and 1.1 steals per game.
- The junior knocked down four threes for the fourth time this season against Tennessee at a 66.7 percent rate.
- Powe knocked down 3 threes at a 50 percent rate against Georgia on January 12, the seventh time she's knocked down three or more this season.
- She made her return to the Mississippi State lineup in limited minutes against Kentucky after missing two games nursing a foot injury.
- Powe's three point percentage has climbed each season at Mississippi State and is currently an increase from her sophomore season, in which she experienced a +9.8 percent increase (30.2 to 40.0) from her freshman season.
- Powe played all 40 minutes for the first time in her career at Georgia Tech on Dec. 4. Powe posted 13 points on 4-8 from the field and 4-7 from three, all threes which came in the first half, in addition to four rebounds and three steals against Utah on Nov. 28. She has 10 career games with four or more threes made, three of which have already come this season.
- Powe has finished top five on the team in plus/minus ratio each of her first two seasons (+188 in 2023-24 (5th), +358 in 2022-23 (1st)).
- Powe has started nearly every game since her true freshman season, in which she was named to the 2023 All-SEC Freshman Team. She has started all but one game she has played in three seasons under Head Coach Sam Purcell.
- Powe's field-goal percentage (41.2 from 39.5), three-point percentage (40.0 from 30.2), free-throw percentage (78.1 from 76.5) and points per game (8.9 from 8.2) all improved from her freshman to sophomore season.
- Powe averaged 8.9 points, 3.3 rebounds, 1.0 assists on 41.2 percent from the field (105-255), 40.0 percent from three (66-165) and 78.1 percent from the free-throw line (25-32) in 26.5 minutes per game in 2023-24. Her 8.9 points per game ranked fifth on the team, while her 26.5 minutes were fourth.

RUSSELL READY TO GO IN HER LAST YEAR

- Graduate student guard/forward Eniya Russell is averaging 13.2 points and 4.3 assists, in addition to 4.8 rebounds in 27.6 minutes per game in 2024-25.
- Russell has scored 10 or more points 15 of 19 games in 2024-25, including 11 of her last 13.
- Russell tied her career highs in assists and three pointers made against Georgia, where she dished out nine assists and knocked down four threes in a 21 point performance.
- Russell has already set her single-game career highs in points, rebounds, assists, threes made and threes attempted during her short time at Mississippi State.
- Against Belmont (Dec. 14), Russell tallied her 48th assist this season, which is set a new best season total for her career (47 at Kentucky in 2023-24).
- Before this season, Russell had only earned two starts over 104 career games at Kentucky and South Carolina from 2020-24.
- Russell neared a triple-double with 18 points, a career-high nine assists and nine rebounds in 30 minutes at Georgia Tech on Dec. 4.

- Russell reintroduced herself to the fan base in her Mississippi State debut with a career-high and game-high 26 points on 10-15 from the field and 4-8 from three, in addition to three rebounds and an assist in 25 minutes in the season opener against Memphis on Nov. 7. The 26 points marked the most in a Mississippi State debut since at least the 1983-84 season (Records weren't able to confirm all-time for every season prior to 1983-84).
- Russell recorded eight points and a career-high 10 rebounds in 28 minutes against Alcorn State on Nov. 10.
- Russell was rated the No. 24 transfer portal prospect in the 2024 class by ESPN (Charlie Creme). Russell played in 32 games with two starts at Kentucky in 2023-24. She averaged 10.1 points, 3.6 rebounds and 1.5 assists in 20.7 minutes per game. Her points, rebounds, assists, minutes, steals averages and free-throw percentage were all career highs. She also played in 49 games in two seasons at South Carolina from 2020-22, where she won the 2022 NCAA Championship.
- Russell posted 14.5 points, 4.0 rebounds, 2.0 steals and 2.5 steals on 44.0 percent from the field in two games against Mississippi State while at Kentucky in 2023-24.
- Russell was a 2020 McDonald's All-American and was ranked as a five-star and the No. 43 overall recruit in the 2020 class by espnW HoopGurlz.

MADINA OKOT - HERE TO DOMINATE

- Junior center Madina Okot is second in the nation and leads the SEC with a 67.8 field goal percentage, and is averaging 11.6 points and 8.9 rebounds.
- Okot picked up double-digit rebounds in contests against Oklahoma, Georgia and Tennessee.
- Okot picked up her sixth double-double of the season and first in conference play where she scored 19 with 12 rebounds on 8-11 shooting.
- She shot above 70 percent in nine of the last 11 non-conference games, putting up five or more attempts in all but one of those games.
- Okot finished with a double-double at ULM when she picked up 15 points and 14 boards.
- She picked up her fourth double-double after picking up 11 points and 15 rebounds against Belmont. Okot has scored 10+ in eight of 11 games this season.
- Okot has pulled down five or more rebounds in all 13 games and 10 or more rebounds in five games.
- Okot added her third double-double on 18 points and 11 rebounds, nine of which were offensive, in 17 minutes at Chicago State on Dec. 8.
- Okot recorded her second double-double in her first three games with 17 points on 8-9 from the field, in addition to 12 rebounds and five steals in 25 minutes. She made her NCAA and Mississippi State debut with 14 points on 5-8 from the field and 17 rebounds, six of which were offensive, with three blocks in 23 minutes in the season opener against Memphis on Nov. 7.

POWE - ONE OF THE NATION'S BEST SHOOTERS

- Junior guard/forward Debreasha Powe was one of three players in the SEC in 2023-24 and the latest Mississippi State player since Andra Espinoza-Hunter in 2018-19 to knock down 65-plus threes on a 40.0 percent or better rate. Alabama's Aaliyah Nye and South Carolina's Te-Hina Paopao are the only other players in the SEC to connect on 65-plus threes at a 40.0 percent or better rate in 2023-24.

13 State ranks 13th in the nation in rebounding margin, bringing in 10.5 more rebounds on average than their opponents.

- Her 66 threes in 2023-24 were a team best and ranked fourth in the SEC. Her 40.0 percent from three was a team best, ranked third in the SEC and was a +9.8 percent increase from her freshman season.
- With 143 career threes made, Powe is tied for seventh in program history in threes made.

CAREER THREES MADE IN PROGRAM HISTORY (5-9)

RANK	THREES MADE	GAMES
5	Blair Schaefer (2014-18)	175 (455 attempts)
6	Jerkaila Jordan (2021-Present)	159 (446 attempts)
7	Cynthia Hall (1998-01)	147 (451 attempts)
	Debreasha Powe (2022-Present)	147 (391 attempts)

WHAT IS THE PREGAME AND HALFTIME SPEECH?

- Mississippi State is outscoring its opponents by its largest margins in the first and third quarter. Mississippi State is outscoring 379-259 (+120) in the first quarter and 372-272 (+100) in the third quarter.
- Head Coach Sam Purcell credits the dominance out of half not only to being able to wear down teams, but also to the halftime adjustments that are by design mainly player led. Purcell asks the players three questions at halftime "What are we doing well?", "What do we need to fix?" and "What is it going to take to win this game?".

DAWGS CLEAN UP THE GLASS

- Mississippi State ranks 15th nationally and fifth in the SEC with a +9.5 rebounding margin and ranks fifth in the SEC at 41.5rebounds per game.
- Mississippi State has outrebounded opponents 13 times and is 12-1 when doing such in 2024-25.

THE HUMP - AN ELITE HOME-COURT ADVANTAGE

- With one of the best home court advantages in the nation, Mississippi State has ranked in the top-25 nationally in final average home attendance each of the last nine seasons.

HUMPHREY COLISEUM AVERAGE ATTENDANCE

YEAR	AVG ATTENDANCE	NCAA RANK	SEC RANK
24-25	4,856	23	6
23-24	5,109	25	4
22-23	5,096	16	4
21-22	4,691	15	4
20-21	980 (COVID)	14	6
19-20	7,681	9	3
18-19	8,446	5	2
17-18	7,439	7	3
16-17	6,641	7	3
15-16	5,162	16	4

- Mississippi State ranked 25th nationally with a final average home attendance of 5,109 in 2023-24, its best average since 2019-20.
- Mississippi State has ranked in the top five in the SEC in final average home attendance in every season, excluding 2020-21 due to COVID-19, since 2013-14.
- Entering the 2024-25 season, Mississippi State was 136-23 in home games and 78-3 in non-conference home games over the last 10 seasons. Mississippi State is 5-0 in both this season.

4 Head Coach Sam Purcell needs five wins to become the most winningest coach (SEC and Overall games) in their first three seasons in program history.

- Mississippi State has won 10 or more home games in 12 of the last 13 seasons, since 2011-12, with the only exception being a 7-4 home record in the shortened COVID-19 2020-21 season.
- Mississippi State is 482-216 (.691) all time inside Humphrey Coliseum.
- The attendance of 9,121 vs. LSU on Jan. 29, 2024 was the largest under Head Coach Sam Purcell and marked his first sellout. It was the program's largest crowd since Jan. 26, 2020.

COACH PURCELL'S SPECIAL START IN STARKVILLE

- Sam Purcell is the only head coach in program history and one of six in SEC women's basketball since 2000 to record consecutive seasons with 20 or more wins in each of their first two seasons. Other SEC women's basketball head coaches since 2000 to surpass the 20-win mark in each of their first two seasons were Pokey Chatman, Nikki Fargas, Kim Mulkey (LSU), Holly Warlick (Tennessee)

COACH	SCHOOL	S1	S2	S3
Pokey Chatman	LSU	33-3	31-4	30-8
Kim Mulkey	LSU	26-6	34-2	31-6
Nikki Fargas	LSU	23-11	22-12	21-13
Holly Warlick	Tennessee	27-8	29-6	30-6
Melanie Balcomb	Vanderbilt	22-10	26-8	24-8
Sam Purcell	Mississippi State	22-11	23-12	15-4

- and Melanie Balcomb (Vanderbilt).
- Mississippi State started 8-0 in consecutive seasons under Head Coach Sam Purcell.
 - Purcell recorded the most overall wins (45 - 10 more than the next) (now at 57 in third season), most SEC wins (17 - 7 more than the next) and most NCAA Tournament wins (2 - no other head coach has recorded one) of any head coach through their first two seasons in program history.
 - With 15 wins this season, Purcell now only needs three wins and three SEC wins in 2024-25 to have the most overall wins and most SEC wins of any head coach in program history through their first

TOTAL WINS IN FIRST THREE SEASONS - MSU TOP THREE

COACH	YEARS	S1	S2	S3	TOTAL
Sam Purcell	2022-	22-11	23-12	15-4	60-27
Vic Schaefer	2012-15	13-17	22-14	27-7	62-38
Peggy Collins	1977-1980	14-17	16-14	12-18	42-49

SEC WINS IN FIRST THREE SEASONS - MSU TOP THREE

COACH	YEARS	S1	S2	S3	TOTAL
Sam Purcell	2022-	9-7	8-8	2-3	19-18
Vic Schaefer	2012-15	5-11	5-11	11-5	21-27
Sharon Fanning	1995-98	4-7	1-11	4-10	9-28

- three seasons.
- Purcell became the fastest coach in program history to reach 50 wins at Mississippi State, achieving the mark in 73 games. The next closest is Vic Schaefer, who earned his 50th win at Mississippi State in 81 games.
 - Purcell is the first head coach in program history to play in the NCAA tournament in either of his first two seasons (2023 NCAA Tournament Second Round).
 - With a win over No. 9/9 LSU on Jan. 29, 2024, Purcell earned

11 Eniya Russell has scored double-figures in 11 of her last 12 matchups and 14 times this season.

- his first win over a top-25 and top-10 opponent as a head coach. It was Mississippi State's first top-10 win since a road win at No. 10 Texas, 67-49, on Dec. 2, 2018.
- Purcell picked up his second top-10 victory as a head coach against No. 10/11 Oklahoma on Jan. 9, 2025. This marked back-to-

PURCELL RECORD BREAKDOWN

OVERALL	60-27 (.690)
HOME	35-8
AWAY	13-16
NEUTRAL	12-3
NON-CONFERENCE	41-7 (EXCLUDING SEC TOURNAMENT)
HOME	23-1
AWAY	6-5
NEUTRAL	12-1
SEC	19-17 (0-2 IN SEC TOURNAMENT)
HOME	11-7
AWAY	8-11
POSTSEASON	4-2
NCAA	2-1
WBIT	2-1

- back seasons with top-10 victories for Coach Purcell.
- In 2022-23, Purcell became the winningest head coach in their debut season at Mississippi State with a 22-11 overall record. He received the distinction when he earned his 16th win. Purcell led Mississippi State to the NCAA Tournament appearance in his first season following a three-year absence for the Bulldogs. Mississippi State became the first team in NCAA women's basketball history to advance to the Round of 32 after starting in the First Four round.
 - Purcell recorded the most SEC wins by a Mississippi State head coach in their debut season with nine. The nine conference wins by Purcell almost doubled the previous high of five wins by Vic Schaefer. Purcell is also the only head coach in program history with a winning SEC record in year one.

JORDAN LEADS THE DAWGS

- Graduate student guard Jerkaila Jordan placed her name all over the statistic sheet in 2023-24 and ranked near the top of the team in almost every statistical category.

JERKAILA JORDAN TEAM RANKS

CATEGORY	STAT	23-24	STAT	24-25
Points Per Game	16.2	1	15.6	1
Rebounds Per Game	5.9	2	6.4	2
Assists Per Game	2.4	T2	2.2	4
Steals Per Game	2.1	1	1.6	1
Blocks Per Game	0.7	3	0.9	T1
Minutes Per Game	30.8	3	29.5	1

NIR SHOWING SHE'S UP NEXT

- Sophomore forward/center Quanirah Montague averaged 9.0 points and 6.7 rebounds on 52.2 percent from the field (12-23) in 14.3 minutes over a three-game stretch from Nov. 24-29.
- Montague finished with eight points and 11 rebounds in 17 minutes at Chicago State on Dec. 8.
- Montague recorded a career-high and game-high 17 points on 8-13 from the field, in addition to seven rebounds, six of which were

MISSISSIPPI STATE NEAR TOP OF SEC IN LAST DECADE

- Entering the 2024-25 season, Mississippi State ranks third in total wins - trailing South Carolina and Texas - and second in SEC wins - trailing only South Carolina - of any SEC school over the last 10 seasons.
- Entering the 2024-25 season, Mississippi State is 256-77 overall and 107-49 in SEC play over the last decade. It is one of six SEC schools to accumulated 200 or more wins and one of three SEC school to achieve 100 SEC wins over that stretch.

WINS AND SEC WINS OVER 10 SEASONS

SCHOOL	WINS	SEC WINS	24-25
1 South Carolina	319-38	147-13	17-1
2 Texas	259-85	N/A	17-2
3 Mississippi State	256-77	107-49	15-4
4 Tennessee	224-105	104-53	15-2
5 Texas A&M	208-109	88-70	9-8
6 LSU	202-107	95-63	19-0

Updated Jan. 17. Total win records are entering the 2024-25 season.

BRING JOY AND JUICE

- Head Coach Sam Purcell has asked his team to bring "Joy and Juice", which can be broken down to having excitement, being positive and celebrating your teammates (joy), while contributing great energy (juice) both on and off the court. Purcell was seen rocking a "Joy and Juice" shirt in the Cayman Islands and at practice.

DESHIELDS COMMANDING STATE'S OFFENSE

- Junior guard Demin DeShields was one of the top-ranked point guards in the transfer portal and has taken command of Mississippi State's offense through the early portion of 2024-25.
- DeShields is currently averaging 5.2 points, 3.7 assists and 1.9 rebounds in 27.0 minutes per game in her new role. DeShields is also 26-30 from the free-throw line
- DeShields has knocked down a three in six of the last seven games.
- DeShields anchored a Bulldog defense to 21 forced turnovers against Oklahoma (Jan. 9). The guard had five steals, tying her career high.
- DeShields led the Bulldog offense with a total of nine assists against South Carolina State en route to a team 59.4 field goal percentage.
- An Atlanta, Ga. native, DeShields had five points, three rebounds, three assists and a block in 33 minutes at Georgia Tech on Dec. 4.
- DeShields posted her first game with 10 or more points at Mississippi State with 10 points, three assists and three rebounds in 25 minutes against Chattanooga on Nov. 17.
- Prior to 2024-25, DeShields started 61 of 63 games over two seasons at UAB from 2022-24. She was a two-time All-Conference selection over two different conference affiliations, Conference USA and American Athletic Conference. She was named to the 2023 Conference USA All-Freshman and 2024 American Athletic Conference All-Conference Third Team.
- DeShields averaged 13.4 points, 5.3 assists and 3.0 rebounds on 42.5 percent from the field (161-379) and 78.4 percent from the free-throw line (91-116) in 33.3 minutes per game at UAB in 2023-24. She set new career highs in points, assists, rebounds, minutes averages, field-goal and free-throw percentage.
- Her 170 assists in 2023-24 were the fourth-best single-season

total in UAB program history. She has ranked top three in the conference in assists per game in each of her first two seasons.

- DeShields led the AAC with 5.3 assists per game in 2023-24.
- DeShields improved her points (13.0 to 13.4), assists (4.3 to 5.3), rebounds (2.9 to 3.0), minutes averages (30.0 to 33.3), field-goal (40.8 to 42.5) and free-throw percentage (69.4 to 79.4) from her freshman to her sophomore season.
- DeShields led her team in assists per game and has finished top two in points per game in each of her first two seasons.

BALL STOPPERS

- Head Coach Sam Purcell has repeatedly stressed how important junior guard Demin DeShields' and redshirt junior guard Destiney McPhaul's defense has been to wearing out the opposing point guard and stifling the opposing offense.
- DeShields is second on the team with 1.3 steals per game. and McPhaul ranks is third with 1.2 steals
- Purcell is shopping the nickname "The Deputies" for Denim and Destiney because of the D and D name correlation and the fact that each player brings a "Seatbelt. Click It. Top-Dog." mentality.

MISSISSIPPI STATE'S 2025 CLASS AMONG THE BEST

- Mississippi State announced the signings of three espnW HoopGurlz top-100 prospects in Jaylah Lampley (No. 38), Madison Francis (No. 39) and Nataliyah Gray (No. 95) at the start of the early signing period on Wednesday, Nov. 13.
- Mississippi State's 2025 class is ranked 10th by ESPN's Top-25 Recruiting Class Rankings, the second-best in program history only behind the sixth-ranked 2019 class.
- With the addition of three espnW HoopGurlz top-100 prospects, Purcell has now signed seven such players in his three classes at Mississippi State. Mississippi State is one of 13 programs in the nation to land three 2025 top-100 prospects.
- Lampley, a 6-1 guard from Lawrence Central High School in Indianapolis, Ind., is ranked No. 38 overall and the second-rated prospect in Indiana by espnW HoopGurlz. She is the highest-rated recruit by the outlet to date under Purcell. Lampley led Lawrence Central to a 2024 IHSAA Class 4A State Championship title in her junior season, in which she averaged 18.0 points, 5.9 rebounds and 2.1 steals per game. She was named the 2023-24 MaxPreps Indiana High School Girls Basketball Player of the Year.
- Francis, a 6-2 forward from Lancaster Central High School in Lancaster, N.Y., is ranked No. 20 overall, No. 6 forward and the top-rated prospect in New York by ON3. She is the highest-rated signee by the outlet to date under Purcell. Francis is also listed as the No. 39 overall prospect by espnW HoopGurlz. Francis averaged 29.0 points, 13.1 rebounds, 5.7 steals and 5.1 assists over her junior season at Lancaster, in which she propelled her team to a 2024 NYSPHSAA Class AAA Title. She was one of 12 players to be named to the Team USA U18 National Team and took home a gold medal at the 2024 FIBA U18 Women's AmeriCup Championship, which was held in Bucaramanga, Colombia in June 2024.
- Gray, a 6-3 forward from Alief Taylor High School in Houston, Texas, is ranked No. 95 overall and the sixth-rated recruit in Texas by espnW HoopGurlz. Gray was Purcell's first commitment of the class and has averaged 20.7 points, 11.2 rebounds and 2.5 blocks over the course of her high school career. She has already surpassed 2,000 points and 1,000 rebounds following her junior season.

MATCH UP BREAKDOWN



MISSISSIPPI ST	CATEGORY	OLE MISS
15-4	RECORD	12-5
L1	STREAK	W1
77.6	POINTS/GAME	80.1
60.2	OPP. POINTS/GAME	52.4
+17.4	POINT MARGIN	+27.7
47.3	FIELD-GOAL PERCENTAGE	46.1
35.9	OPP. FIELD-GOAL PERCENTAGE	38.1
33.2	THREE-POINT FIELD-GOAL PERCENTAGE	32.2
29.9	OPP. THREE-POINT FIELD-GOAL PERCENTAGE	30.0
6.9	THREE-POINT FIELD GOALS MADE/GAME	5.9
7.1	OPP. THREE-POINT FIELD GOALS MADE/GAME	3.9
70.7	FREE-THROW PERCENTAGE	71.6
11.6	FREE THROWS MADE/GAME	15.1
16.4	FREE THROWS ATTEMPTED/GAME	21.1
41.5	REBOUNDS/GAME	39.1
12.7	OFFENSIVE REBOUNDS/GAME	16.2
28.8	DEFENSIVE REBOUNDS/GAME	22.9
+9.5	REBOUND MARGIN	+9.2
16.7	ASSISTS/GAME	18.2
16.2	TURNOVERS/GAME	13.4
17.2	TURNOVERS FORCED/GAME	23.5
+1.0	TURNOVER MARGIN	+10.1
1.0	ASSIST-TURNOVER RATIO	1.4
8.1	STEALS/GAME	12.5
4.6	BLOCKS/GAME	5.1

MISSISSIPPI STATE-OLE MISS TEAM LEADERS

	MISSISSIPPI STATE	OLE MISS
POINTS	Jordan (15.6)	Thienou (13.1)
REBOUNDS	Okot (8.9)	Jacobs (6.5)
ASSISTS	Russell (4.3)	Scott (4.0)
BLOCKS	Jordan (0.9)	Scott (1.1)
STEALS	Jordan (1.6)	Thienou (2.8)
MINUTES	Jordan (29.5)	Todd-Williams (29.2)

UNDER 15 TURNS PLEASE

- Head Coach Sam Purcell has stressed multiple times in media that he wants his team to be under the 15-turnover mark, which the Bulldogs have done six times (5-1 when 15 or under) in 2024-25.
- Mississippi State is currently averaging 15.9 turnovers per game, which according to Purcell is often due to Bulldogs' often too unselfish nature.

MCPHAUL - TOP DAWG OFF THE BENCH

- Redshirt junior guard Destiney McPhaul is averaging 8.3 points, on 47.5 percent from the field and 38.1 percent from three (16-42), in addition to 3.0 rebounds, 2.8 assists and 1.2 steals in 23.5 minutes per game in 2024-25.
- McPhaul is playing her best basketball starting conference play. In her last five games, the junior has averaged 10.2 points on 35.3 percent shooting from three, 3.6 rebounds, 3.6 assists, 0.6 steals per game
- In her first three SEC games, she has scored double-digits in all three matchups as well as recording career-highs with six assists and six turnovers.
- McPhaul was a threat on both sides of the ball against South Carolina State, as she picked up a career-high five steals and four made threes.
- McPhaul picked up her third game this season with double-digit points after finishing with 13 points against Belmont. She knocked down three free throws after being fouled with 0.2 seconds to ice the game.
- McPhaul was ranked as the top-guard and second-overall junior college prospect in the 2024 class by JUCO World Exposure.
- McPhaul scored in double figures in each of her first two games at Mississippi State, adding 15 points on 5-6 from the field, 3-3 from three and 2-2 from the free-throw line in 22 minutes against Alcorn State on Nov. 10. In her Mississippi State and NCAA Collegiate debut, McPhaul added 11 points, four rebounds, three assists and three steals in 22 minutes in the season opener against Memphis on Nov. 7.
- McPhaul was named a 2024 National Junior College Athletic Association (NJCAA) First Team All-American after she averaged 13.2 points, 4.8 assists and 3.0 rebounds in 31.7 minutes per game. Due to her success at the junior college level, McPhaul will have her jersey commemorated this season at the Women's Basketball Hall of Fame in Knoxville, Tenn.
- McPhaul helped guide Northwest Florida State College to consecutive National Junior College Athletic Association (NJCAA) Championship game appearances.
- McPhaul improved her points average (12.0 to 14.4), field-goal (45.1 to 49.4), three-point (31.4 to 36.2) and free-throw percentage (66.4 to 82.3) from her freshman to her sophomore season, while she decreased her turnovers by 1.0 per game (2.9 to 1.9).
- McPhaul totaled 30 points on 10-20 from the field and 10-12 from the free-throw line in 44 minutes in the NJCAA Division I Championship game with Purcell in attendance. The four-game run over the NJCAA Division I tournament saw her average 25.5 points per game with three performances of 25 or more points.

PRATER, MCPHAUL AND MONTAGUE - THE GLUE

- Head Coach Sam Purcell has repeatedly stated the importance and value of players like graduate student guard/forward Chandler Prater, redshirt junior guard Destiney McPhaul and sophomore

forward/center Quanirah Montague, who have the ability to play and guard multiple positions.

- McPhaul has opened conference play with three double-digit performances, and has picked up four straight.
- Against Kentucky, McPhaul recorded career-highs with six assists and six turnovers.
- In her second start at Mississippi State, Prater tied her season-highs of 14 points and two steals, along with eight rebounds against South Carolina State.
- McPhaul was a threat on both sides of the ball against South Carolina State, as she picked up a career-high five steals and four made threes.
- McPhaul picked up her third game this season with double-digit points after finishing with 13 points against Belmont. She knocked down three free throws after being fouled with 0.2 seconds to ice the game.
- Prater recorded back-to-back outings with 10 or more points after 14 points on 5-9 from the field and a career-high 4-5 from three in 23 minutes at Chicago State on Dec. 8. It marked the 33rd game of her career with 10 or more points and her second at Mississippi State. Prater also turned in 10 points on 5-5 from the field, in addition to six rebounds and three assists in 25 minutes at Georgia Tech on Dec. 4.
- Montague added eight points and 11 rebounds in 17 minutes at Chicago State on Dec. 8.

TOUGH SLATE FOR MISSISSIPPI STATE

- Mississippi State will take on seven opponents ranked in the Associated Press and/or USA TODAY Coaches Preseason Polls with six more opponents currently receiving votes in either poll.
- State has six matchups remaining with opponents that are currently ranked or receiving votes in either polls.
- Mississippi State will tip off with 13 teams that made the 2024 NCAA Tournament and 14 games of its 30 games will be against such teams. Mississippi State defeated Utah, 66-62, on Nov. 28, in its second game against a 2024 NCAA Tournament team. Mississippi State is 3-1 in games against such teams this season after it defeated Oklahoma on Jan. 9, Utah on Nov. 28 and Chattanooga on Nov. 17.

PURCELL RELOADS ASSISTANT COACHES

- Head Coach Sam Purcell reloaded his staff with the addition of four new assistant coaches to the bench. In addition to Assistant Coach/Director of Scouting Victoria Vivians, Purcell added Associate Head Coach/Offensive Coordinator Fred Castro (Head Coach of Eastern Michigan), Assistant Coach/Recruiting Coordinator Anita Howard (Head Coach of Georgia Southern) and Assistant Coach Samantha Williams (Assistant Coach at Tennessee).
- All three of Purcell's main assistants - Castro (Eastern Michigan), Howard (Georgia Southern) and Williams (Eastern Kentucky) - have head coaching experience.
- Assistant Coach/Senior Director of Scouting and Analytics Tony Dukes returned for his second season on staff.
- Purcell had two assistant coaches in Michelle Clark-Heard (Mercer) and Corry Irvin (Chicago State) earn head coaching positions following the 2023-24 season. Mississippi State faced Clark-Heard on Wednesday, Nov. 20 when it defeated Mercer, 81-44, inside Humphrey Coliseum. Mississippi State reunited Irvin when it ran past Chicago State, 102-42, inside Jones Convocation

Center on Sunday, Dec. 8. Purcell gifted Irvin with a copy of House Bill 346 to recognize her efforts to raise epilepsy awareness prior to the game. The bill, which was passed in Mississippi in large part due to Irvin's efforts, ensures schools are properly equipped to assist students, like Irvin's son Cory, with seizures.

#OWNIT - TEAM MANTRA

- After "Why Not Us" in the first season and "ONE" in his second, the team mantra for the third season under Head Coach Sam Purcell is "Own It". It is centered around the belief that as a program, the players and staff have to own everything that comes with the history, standard and expectation of this program and playing in the SEC. This motto can be seen throughout the arena, on the door in the women's basketball tunnel and on the warmup shirts.

2024-25 DAWGS ACCOLADES

- Graduate student guard Jerkaila Jordan earned a spot on the 2025 Preseason Coaches All-SEC Second Team on Oct. 24, voted on by the conference head coaches. She has been named to the Preseason Coaches All-SEC list each of the last two seasons.
- Jordan was named to the 2024 Cayman Islands Classic All-Tournament Team on Nov. 29 and sophomore forward/center Quanirah Montague earned Most Outstanding Player honors after the 2024 WBCA State Farm Showcase game win over Jacksonville on Nov. 24.

JERKAILA JORDAN

- 2025 Preseason Coaches All-SEC Second Team
- 2024 Cayman Islands Classic All-Tournament Team

QUANIRAH MONTAGUE

- 2024 WBCA State Farm Showcase Most Outstanding Player

MISSISSIPPI STATE CAN GO ON OFFENSE

- Mississippi State has averaged at least 70.0 points per game each season since 2016-17 and is currently averaging 77.6 points.
- Mississippi State has three players averaging 10 or more points per game (Jordan 15.6, Russell 13.2, Okot 11.6).
- The Bulldogs have three players converting on 50.0 or better percent from the field (Okot 67.9, Thomas 62.5, Montague 53.8).
- Mississippi State has scored 100 points twice already this season, the first season with multiple 100-point games since 2020-21. Mississippi State scored 100 points on the road for the first time since it scored 103 at Washington on Dec. 20, 2018.
- Mississippi State ranks 16th nationally and fifth in the SEC in field-goal percentage (47.3).
- Mississippi State ranked top five in the SEC in multiple offensive categories in 2023-24. The Bulldogs ranked second in assists (17.1) and assist/turnover ratio (+1.2), third in field-goal percentage (44.9) and three-point field-goal percentage (35.0), fourth in scoring offense (75.6), scoring margin (+9.9) and free-throw percentage (73.0). Mississippi State has ranked top five in the SEC in scoring offense, scoring margin, field-goal percentage, three-point field-goal percentage and assists in each of Head Coach Sam Purcell's first two seasons at Mississippi State.
- Mississippi State has now converted on 50.0 percent six times this season. Mississippi State shot 59.4 percent (38-64) against South Carolina State, 54.7 percent (41-75), at ULM, 53.6 percent (30-56), at Chicago State, 54.2 percent (32-59) at Georgia Tech, 52.4 percent (33-63) against Mercer on Nov. 20 and 50.7 percent (37-73) against Memphis on Nov. 7 to extend its mark to now 22 times (21-1) eclipsing the 50.0-percent mark under Purcell. The

Georgia Tech loss was the first time that Mississippi State has lost a game when converting on at least 50.0 percent from the field under Purcell.

VICTORIA VIVIAN'S BACK AT MISSISSIPPI STATE

- Head Coach Sam Purcell hired Mississippi State legend Victoria Vivians as an Assistant Coach/Director of Scouting on June 17, 2024.
- Vivians just finished her seventh season in the WNBA, sixth active after she missed 2019 due to injury, and her first with Seattle Storm, where she made her playoff debut against the Las Vegas Aces in the 2024 Playoffs.
- A part of the winningest class in program history, Vivians helped transform Mississippi State into a national power from 2014-18 and was instrumental in compiling 126 wins and four-straight NCAA Tournament berths, including consecutive NCAA National Championship game appearances in 2017 and 2018. She helped surpass the program record for wins in each of her four seasons, a run that was capped off with a nation-best 37-2 record in 2017-18.
- Vivians received All-America honors in each of her four seasons and in 2018 she became the first Bulldog to be named an Associated Press First Team All-American since LaToya Thomas in 2003.
- Vivians was a three-time All-SEC First Team selection and one of only three players in program history to be named All-SEC four times over her career.
- She became the fourth player from Mississippi State at the time to be taken in the first round of the WNBA Draft when she was selected eighth overall by the Indiana Fever in 2018.
- A five-star recruit out of Scott Central High School in Carthage, Miss, Vivians was a two-time Mississippi's Miss Basketball and 2013-14 Gatorade Player of the Year honoree.
- Vivians was crowned the 2017 Mississippi State Homecoming Queen and was a four-time SEC Academic Honor Roll selection. She graduated with a bachelor's degree in Human Development and Family Science in 2018.
- Vivians remains the only player to win the CSpire Gillom Trophy, which is awarded to the best female player in Mississippi, in each of her four seasons and the only player to win it more than twice.

JORDAN EARNS PRESEASON ALL-SEC SELECTION

- Graduate student guard Jerkaila Jordan earned a spot on the 2025 Preseason Coaches All-SEC Second Team on Oct. 24, voted on by the conference head coaches.
- It marked the second-straight season that Jordan was named to the Preseason Coaches All-SEC list.

PRESEASON ALL-SEC SELECTIONS UNDER PURCELL

YEAR	PLAYER	POLL
24-25	Jerkaila Jordan	Coaches (Second)
23-24	Jessika Carter	Media (Second), Coaches (First)
23-24	Jerkaila Jordan	Coaches (Second)
23-24	Erynn Barnum	Coaches (Second)
22-23	Jessika Carter	Coaches (Second), Media (Second)
22-23	Anastasia Hayes	Coaches (First), Media (Second)

DAWGS REPRESENTED IN THE W

- Mississippi State was one of three SEC schools - South Carolina and Tennessee - to have at least three former players active on WNBA rosters in the 2024 season.
- Victoria Vivians (Mississippi State, 2014-18) - Seattle Storm

Teaira McCowan (Mississippi State, 2015-19) - Dallas Wings
Jessika Carter (Mississippi State, 2018-24) - New York Liberty/Las Vegas Aces

MISSISSIPPI STATE BY THE NUMBERS

- Mississippi State returned 962 of its 2,647 points (36.3 percent), 394 of its 1,421 rebounds (27.7), 125 of its 599 assists (25.1), 107 of its 270 steals (39.6), 71 of its 162 blocks (43.8) and 2,205 of its 7,050 minutes (31.3) from 2023-24.
- With the addition of its five transfers with Division I playing experience, Mississippi State added 1,599 points, 627 rebounds, 293 assists, 133 steals, 58 blocks and 3,182 minutes from 2023-24.

MISSISSIPPI STATE PUTS PORTAL POWER ON DISPLAY

- Head Coach Sam Purcell and his staff has navigated the portal successfully since arriving to Mississippi State and the 2024 class remains no exception.
- Mississippi State added seven transfers Denim DeShields (UAB), Destiney McPhaul (Northwest Florida State College), Eniya Russell (Kentucky), Terren Ward (Georgia Southern), Chandler Prater (Oklahoma State), Kayla Thomas (Georgia Southern) and Madina Okot (Zetech University - Kenya).
- The five transfers - Denim DeShields (UAB), Eniya Russell (Kentucky/South Carolina), Terren Ward (Georgia Southern), Chandler Prater (Oklahoma State/Kansas), Kayla Thomas (Georgia Southern/Penn State) - who have Division I playing experience entered the 2024-25 season with 431 games played and 179 starts.
- Russell (Kentucky) was ranked as the No. 24 transfer in the 2024 class by ESPN (Charlie Creme), while Ward (Georgia Southern) was named in the also mentioned/honorable mention section.
- McPhaul (Northwest Florida State College) was ranked as the top-guard and second-overall junior college prospect in the 2024 class by JUCO World Exposure. She was named a 2024 National Junior College Athletic Association (NJCAA) First Team All-American in 2023-24.

IT RUNS IN THE FAMILY

- Junior guard Denim DeShields comes from a very athletic family. Her mother, Tisha, was a 1991 NCAA Outdoor All-American in the heptathlon at Tennessee and is a member of the Delaware Track and Field Hall of Fame. Her father, Delino, was drafted out of high school with the 12th-overall pick in the first round of the 1987 MLB June Amateur Draft and played 13 major league seasons. Her brother, Delino Jr., was selected with the eighth-overall pick in the first round of the 2010 MLB June Amateur Draft by the Houston Astros. Her sister, Diamond, was an multi-time All-American and All-SEC selection at Tennessee after she transferred from North Carolina, where she was the 2014 National Freshman of the Year by multiple outlets, and the third-overall pick in the first round of the 2018 WNBA Draft by the Chicago Sky. She won 2021 WNBA Championship with the Sky and just completed her seventh season, sixth active due to injury in 2023, in the WNBA.
- Graduate student guard Jerkaila Jordan's older brother, Jerrae is a defensive back who walked on to play football at UNLV and currently plays at Washington State. Jerrae's journey is a source of motivation for Jerkaila.
- Senior forward/center Kayla Thomas' mother, Tenicka, was a three-sport athlete and played volleyball, basketball and ran track and field at Mississippi Valley State. She was a two-time Mississippi Valley State Female Athlete of the Year selection and

was inducted into the Mississippi Valley State Hall of Fame in 2008.

- Junior guard/forward Debreasha Powe's twin brother, Demarcus, plays basketball at Belhaven University and played at East Central Community College and Mississippi Gulf Coast Community College.
- Sophomore forward/center Quanirah Montague's brother, Jahl-eem, played basketball at Palm Beach State Community College and Longwood.

TOP DAWGS IN SPORT PERFORMANCE

- Mississippi State's athleticism is both natural and built by hours in the weight room and conditioning sessions under the guidance and leadership of Strength and Conditioning Coach Kaiti Jones. A few key measurements from the team are listed below.

WINGSPAN

Rocio Jiménez: 6' 11.5"
Madina Okot: 6' 10"
Quanirah Montague: 6' 8.25"
Kayla Thomas: 6' 7.5"
Eniya Russell: 6' 3"

STANDING REACH

Rocio Jiménez: 8' 8"
Madina Okot: 8' 8"
Quanirah Montague: 8' 4.5"

APPROACH HEIGHT (RUNNING VERTICAL HEIGHT)

Shakirah Edwards: 10' 5.5"
Quanirah Montague: 10' 3.5"
Madina Okot: 10' 3"
Eniya Russell: 10' 2"

APPROACH JUMP (RUNNING VERTICAL JUMP)

Shakirah Edwards: 35.5"
Eniya Russell: 27.5"

STANDING VERTICAL

Shakirah Edwards: 30.2"
Denim DeShields: 28"
Jerkaila Jordan: 26.7"

3/4-COURT SPRINT

Jerkaila Jordan: 3.46 seconds
Shakirah Edwards: 3.46 seconds
Denim DeShields: 3.51 seconds
Quanirah Montague: 3.79 seconds
Madina Okot: 3.82 seconds

10-YARD ACCELERATION SPLIT

Denim DeShields: 1.52 seconds
Jerkaila Jordan: 1.59 seconds
Shakirah Edwards: 1.59 seconds

- Freshman Shakirah Edwards and graduate student guard Jerkaila Jordan were named this season's "Top Dawg" award winners. The "Top Dawg" is an award that reflects overall physical competency and athleticism metrics, athletes awarded this honor are scored on a scale of 0-10, with 10 representing of the most elite level women's basketball players to date. The metrics taken into consideration are power, speed, strength, aerobic capacity and anaerobic power. Only the top two student-athletes are crowned "Top Dawgs" each offseason, owning that title until testing resumes the following year.
- This is Jordan's third-consecutive season receiving the award and the first for Edwards.

DAWGS INTERESTS OFF THE COURT

- Graduate student guard Jerkaila Jordan is interested in a career

in law enforcement after basketball and shadowed the Starkville Police Department on a ride along earlier this offseason. Jordan is also interested in sauce, particularly BBQ sauce, which is no surprise considering her play of the court, and has partnered with Mississippi State alums to have her own NIL Jerk sauce for sale.

- Majoring in Communication-Broadcast and Digital Journalism, junior guard/forward Debreasha Powe intends to pursue a career as a sports analyst after basketball and is inspired by ESPN's Andraya Carter, who visited the team to provide media training ahead of the 2023-24 season. Powe put her broadcasting talents on display at the 2025 SEC Basketball Tipoff, where she took over the mic with Brooke Weisbrod on the SEC Now set. Powe has interned as a sideline reporter at French Camp Academy football games and in the production rooms with the Mississippi State Athletics Broadcast staff.

- Majoring in Business Administration and Entrepreneurship, junior guard Denim DeShields has always had an entrepreneurial spirit. She grew up selling glitter paper doughnuts around the neighborhood for 25 cents and spent a summer in Chicago living with her sister and braiding hair at a local salon. She still braids hair when she finds the time and after her playing career is completed, DeShields plans to explore opening her own business.

- Graduate student guard/forward Eniya Russell (Baltimore, Md.) and Chandler Prater (Kansas City, Mo.) run annual basketball camps back in their hometown in the offseason to give back.

DAWGS IN THE CLASSROOM

- Listed below are the majors for the 2024-25 Mississippi State women's basketball team.

2024-25 MAJORS

Denim DeShields: Business Administration

Destiney McPhaul: Interdisciplinary Studies

Jerkaila Jordan: Undeclared (Graduated with a Bachelor of Science in Interdisciplinary Studies from Mississippi State)

Terren Ward: Undeclared (Graduated with a Bachelor of Science in Exercise Science from Georgia Southern)

Eniya Russell: Undeclared (Graduate with a Bachelor of Arts Sport Communication from Kentucky)

Chandler Prater: Undeclared (Graduate with a Bachelor of Arts in Communication Studies from Oklahoma State)

Shakirah Edwards: Undeclared

Anaisha Carriere: Business Administration

Tahj-Monet Bloom: Undeclared

Rocio Jiménez: Undeclared

Kayla Thomas: Criminology

Madina Okot: Undeclared

Debreasha Powe: Communication-Broadcast and Digital Journalism

Quanirah Montague: Undeclared

PURCELL FAMILY GOT THEIR POOL

- The Purcell family has completed the pool that was promised to Coach Purcell's three daughters - Reese, Rylee and Reagan - prior to Mississippi State's win over No. 9/9 LSU on Jan. 29, 2024.

- Purcell and his wife, Meghan, came up with the idea that each season his three daughters can select one game with some sort of prize at stake if Mississippi State wins. Reese, Rylee and Reagan are 2-0 in the trade off after also choosing Tennessee in 2022-23, where Mississippi State earned a 91-90 (2OT) win inside Humphrey Coliseum on Feb. 6, 2023. The prize for the win over Tennessee in 2022-23 was a trampoline.

- Reese, Rylee and Reagan have decided the game for the 2024-25 season, but are keeping it close to the chest this year.
- The win over No. 9/9 LSU on Jan. 29, 2024 was Purcell's first win over a top-25 and top-10 opponent as a head coach. It was Mississippi State's first top-10 win since a win at No. 10 Texas on Dec. 2, 2018. It was also the first sellout crowd under Purcell with 9,121 fans inside Humphrey Coliseum.

HEAD COACH SAM PURCELL



Sam Purcell was named the ninth head coach in Mississippi State women's basketball history on Saturday, March 12, 2022. The 2024-25 season will be his third year as a head coach and his third at the helm of the women's basketball program at Mississippi State.

Purcell picked up his second top-10 victory as a head coach after taking down No.10/11 Oklahoma inside Humphrey Coliseum on January 9, 2025. The win marked the second-straight season had taken down a top-10 opponent inside The Hump.

With an established identity as an elite recruiter, **PURCELL AND STAFF SIGNED THREE ESPNW HOOPGURLZ TOP-100 RECRUITS IN THE 2025 CLASS, WHICH CULMINATED IN CURRENTLY THE NO.10 RANKED CLASS PER ESPN, THE SECOND BEST IN PROGRAM HISTORY** only behind the 2019 class.

With a win against Mercer on Nov. 20, 2024, **PURCELL BECAME THE FASTEST HEAD COACH TO REACH 50 WINS AT MISSISSIPPI STATE, ACHIEVING THE MARK IN 73 GAMES, WHICH IS EIGHT FASTER THAN THE NEXT.**

In 2023-24, Purcell led Mississippi State to a 23-12 record, 8-8 SEC, and **BECAME THE ONLY HEAD COACH IN PROGRAM HISTORY AND ONE OF SIX IN THE SEC WOMEN'S BASKETBALL SINCE 2000 TO SURPASS THE 20-WIN MARK IN EACH OF THEIR FIRST TWO SEASONS. PURCELL TOTALED THE MOST WINS (45), MOST SEC WINS (17) AND MOST NCAA TOURNAMENT WINS (2) OF ANY HEAD COACH THROUGH THEIR FIRST TWO SEASONS IN PROGRAM HISTORY.**

Purcell **COACHED A PAIR OF BULLDOGS TO ALL-CONFERENCE HONORS DURING THE 2023-24 SEASON.** He led graduate student Jessika Carter to 2024 All-SEC Second Team and 2024 WBCA Honorable All-American accolades. Carter was selected with the 23rd overall pick in the Second Round of the 2024 WNBA Draft by the New York Liberty and was the ninth overall player to be drafted to the WNBA and the first under Purcell at Mississippi State. She was the first player from Mississippi State to be drafted since both Teaira McCowan and Anriel Howard were selected in 2019.

Purcell also led now graduate student guard Jerkaila Jordan, who returns for her fifth season in 2024-25, to 2024 All-SEC Second Team honors. Jordan set career-highs in points, rebounds, assists, steals, blocks and minutes totals in 2023-24 were all career-highs and was the only player in the SEC to average at least 15.0 points, 5.0 rebounds, 2.0 assists and 2.0 steals per game in 2023-24.

With a win over No. 9/9 LSU on Jan. 29, 2024, Purcell earned his first win over a top-25 and top-10 opponent as a head coach. It was Mississippi State's first top-10 win since a win at No. 10 Texas on Dec. 2, 2018. It was also the first sellout crowd of his tenure with 9,121 fans inside Humphrey Coliseum.

Mississippi State opened its second season under Purcell in 2023-24 ranked in the Associated Press Preseason Top-25 poll at No. 25, the program's first time listed in the preseason poll since 2020-21. The preseason spot also marked a return to the AP Top-25 poll after a 44-week absence. Mississippi State earned its highest rankings of the season when it was ranked No. 21 in both the week four editions of the AP Poll on Nov. 21 and the USA Today Coaches Poll on Nov. 22. The No. 21 ranking in the

AP Poll tied the program's best in the poll since Jan. 25, 2021, while it tied the program's best ranking in the USA Today Coaches Poll since Jan. 26, 2021.

Under Purcell, Assistant Coaches Michelle Clark-Heard and Corry Irvin went on to earn head coaching positions at Mercer and Chicago State, respectively, while Graduate Assistant Luke Carns went on to be named Director of Player Personnel at Texas State following the 2023-24 season. It marked the latest staff under Purcell to advance their career after Assistant A.D. of Women's Basketball Joi Williams was named Men's Basketball Chief of Staff at South Florida and Graduate Assistant Kelby Jones earned an Assistant Coach position at Oklahoma State, each following the 2022-23 season.

Purcell's first season as a head coach was a season of 'firsts' for the up-and-coming coaching star. A handful of those 'firsts' included his first game as a head coach, his first win, and his first NCAA Tournament appearance. But it also came with firsts for the Mississippi State women's basketball program that saw **PURCELL BECOME THE WINNINGEST FIRST-YEAR HEAD COACH IN PROGRAM HISTORY.**

In his first season sitting in the head chair, **PURCELL BECAME THE WINNINGEST HEAD COACH AT MISSISSIPPI STATE IN THEIR DEBUT SEASON WITH 22 WINS WHILE ALSO BECOMING THE FIRST TO HAVE A WINNING RECORD IN THE SEC AFTER GOING 9-7 AND FINISHING FIFTH IN THE TOUGHEST CONFERENCE IN THE COUNTRY.** Most impressive, though, is that he guided the Bulldogs to the NCAA Tournament following a three-year hiatus.

In leading the team to the Big Dance in his first season, Purcell set the standard at Mississippi State, as no coach in program history had made the NCAA Tournament before their third season leading the program. On top of that, **PURCELL BECAME THE FASTEST COACH AT MISSISSIPPI STATE TO WIN A PAIR OF NCAA TOURNAMENT GAMES.** In winning two tournament games, **MISSISSIPPI STATE BECAME THE FIRST TEAM IN NCAA WOMEN'S BASKETBALL HISTORY TO ADVANCE TO THE TOURNAMENT'S SECOND ROUND AFTER STARTING IN THE FIRST FOUR ROUND.**

Purcell helped guide a pair of Bulldogs to All-Conference honors during the 2022-23 season. He coached Jessika Carter to Second Team All-SEC honors and a place on the SEC All-Defensive Team. Carter had a career season under Purcell, setting career bests in points scored (458), blocked shots (65) and assists (42). He also led Debreasha Powe to the SEC All-Freshmen team after a promising rookie campaign for the Mississippi native.

Before he arrived in Starkville, Purcell spent nine seasons at Louisville under the direction of future hall of famer Jeff Walz. While on the staff at Louisville, Purcell helped guide the Cardinals to a 266-48 overall record with eight NCAA Tournament appearances, seven Sweet 16s, five Elite Eights and two Final Fours. He also helped lead Louisville to four ACC Regular Season Championships and the 2018 ACC Tournament title, their first tournament crown since 1993.

Promoted to associate coach in 2017-18, Purcell played a critical role in guiding Louisville to a program-best 36-3 overall record that included an ACC Regular Season and Tournament Championship. The Cardinals opened the year going 20-0, marking the best start in program history. They then earned

Purcell helped the Louisville offense consistently rank among the nation’s best. In every season but one at Louisville, the offense ranked inside the top 40 in points per game while averaging more than 72.2 points per game during that time. The impressive scoring margins that Louisville won games by – more than a +16.0-scoring margin in each of his last five seasons there.

Purcell led the recruiting efforts at Louisville and he has landed the nation’s top recruit on two separate occasions with two different programs. Purcell inked top-rated prospect Kaela Davis in 2013 at Georgia Tech and Asia Durr at Louisville in 2015.

All nine signing classes that Purcell helped recruit were ranked in the top 15 by ESPN. Of those nine classes, four were ranked inside the top 10, highlighted by the No. 1 class in 2015, the No. 4 class in 2017, the No. 6 class in 2016 and the No. 8 class in 2014. Even more impressive, of the 15 McDonald’s

All-Americans in Louisville’s history, 13 were recruited by Purcell.

Before his time at Louisville, Purcell had stops at Georgia Tech, Tulsa and Auburn. Purcell has learned from some of the best minds in college basketball, including Jeff Walz, Nell Fortner (former Auburn and current Georgia Tech head coach and the head coach of the 1996 Olympic Team) and Joe Ciampi (25-year head coach at Auburn, 2005 Hall of Fame inductee and Purcell’s father-in-law).

PURCELL FILE
INFORMATION

Birthdate: Oct. 5, 1979
Hometown: Dalton, Ga.
Wife: Meghan
Children: Reese, Rylee and Reagan
Education: Auburn, 2003

COACHING CAREER

YEAR	SCHOOL	POSITION
2022-	Mississippi State	Head Coach
2017-22	Louisville	Associate Coach
2013-17	Louisville	Assistant Coach
2009-13	Georgia Tech	Assistant Coach
2005-07	Tulsa	Assistant Coach
2003-05	Auburn	Video Coordinator

PURCELL WIN-LOSS BREAKDOWN

OVERALL 60-27 (.690)
HOME 34-8
AWAY 14-16
NEUTRAL 12-3
NON-CONFERENCE 41-7 (EXCLUDES SECT)
HOME 23-1
AWAY 6-5
NEUTRAL 12-1
SEC 19-18 (0-2 IN SECT)
HOME 11-7
AWAY 8-11
POSTSEASON 4-2
NCAA 2-1
WBIT 2-1

MSU HEAD COACH TOTAL WINS IN FIRST THREE SEASONS

COACH	YEARS	S1	S2	S3	TOTAL
Sam Purcell	2022-	22-11	23-12	15-4	60-27
Vic Schaefer	2012-15	13-17	22-14	27-7	62-38
Peggy Collins	1977-1980	14-17	16-14	12-18	42-49

MSU HEAD COACH SEC WINS IN FIRST THREE SEASONS

COACH	YEARS	S1	S2	S3	TOTAL
Sam Purcell	2022-	9-7	8-8	2-3	19-18
Vic Schaefer	2012-15	5-11	5-11	11-5	21-27
Sharon Fanning	1995-98	4-7	1-11	4-10	9-28

PURCELL COACHING TREE

COACH	YEARS	CURRENT POSITION
Michelle Clark-Heard	2023-24	Head Coach at Mercer
Corry Irvin	2022-24	Head Coach at Chicago State

PURCELL CAREER RECORD BREAKDOWN

	SCHOOL	OVERALL	HOME	ROAD	NEUTRAL	NET	SEC	FINISH	SEC TOURNAMENT	POSTSEASON
2022-23	Mississippi State	22-11	14-2	3-7	5-2	39	9-7	T-5th	0-1, Second Round	2-1, NCAA Second Round
2023-24	Mississippi State	23-12	13-5	7-6	3-1	43	8-8	T-7th	0-1, Second Round	2-1, WBIT Quarterfinals
2024-25	Mississippi State	15-4	7-1	4-3	4-0		2-3			
TOTALS	THREE SEASONS	60-27 (.690)	34-8	14-16	12-3		19-18		0-2	4-2 (2-1 NCAA, 2-1 WBIT)

PURCELL WNBA DRAFT PICKS COACHED (17)

	SCHOOL	PLAYER	RD	PICK	TEAM
2024	Mississippi State (HC)	Jessika Carter	2	22	New York Liberty
2022	Louisville (AC)	Emily Engstler	1	4	Indiana Fever
2022	Louisville (AC)	Kianna Smith	2	16	Los Angeles Sparks
2021	Louisville (AC)	Dana Evans	2	13	Dallas Wings
2020	Louisville (AC)	Jasmine Jones	1	2	New York Liberty
2020	Louisville (AC)	Kylee Shook	2	13	New York Liberty
2019	Louisville (AC)	Asia Durr	1	2	New York Liberty
2019	Louisville (AC)	Sam Fuehring	3	34	Washington Mystics
2019	Louisville (AC)	Arica Carter	3	34	Phoenix Mercury
2018	Louisville (AC)	Myisha Hines-Allen	2	19	Washington Mystics
2014	Louisville (AC)	Shoni Schimmel	1	8	Atlanta Dream
2014	Louisville (AC)	Antonita Slaughter	3	35	Los Angeles Sparks
2014	Louisville (AC)	Asia Taylor	3	36	Minnesota Lynx
2012	Georgia Tech (AC)	Sasha Goodlett	1	11	Indiana Fever
2011	Georgia Tech (AC)	Alex Montgomery	1	10	New York Liberty
2010	Georgia Tech (AC)	Brigitte Ardossi	2	21	Atlanta Dream
2008	Georgia Tech (AC)	Chioma Nnamaka	2	21	San Antonio Stars

PURCELL ALL-AMERICANS COACHED (11)

SCHOOL	PLAYER	YEAR
Mississippi State (HC)	Jessika Carter	2024
Louisville (AC)	Dana Evans	2021, 2020
Louisville (AC)	Jasmine Jones	2020
Louisville (AC)	Asia Durr	2019, 2018, 2017
Louisville (AC)	Myisha Hines-Allen	2018, 2017, 2016
Louisville (AC)	Mariya Moore	2016
Louisville (AC)	Shoni Schimmel	2014
Louisville (AC)	Sara Hammond	2014
Georgia Tech (AC)	Tyaunna Marshall	2013
Georgia Tech (AC)	Alex Montgomery	2011
Tulsa (AC)	Jill Robbins	2007, 2006

ESPNW TOP-100 SIGNEES AT MISSISSIPPI STATE UNDER PURCELL (7)

PLAYER	RANK	LISTED POSITION	YEAR	HIGH SCHOOL
Jaylah Lampley	38	Guard *	2025	Lawrence Central H.S. (IN)
Madison Francis	39	Forward*	2025	Lancaster Central High (NY)
Nataylah Gray	95	Forward*	2025	Alief Taylor H.S. (TX)
Tahj-Monet Bloom	43	Forward	2024	DME Academy (FL)
Quanirah Montague	48	Post	2023	Atlantic City H.S. (NJ)
Jasmine Brown-Hagger	54	Guard	2023	Example Academy (IL)
Mjracle Sheppard	86	Guard	2023	Montverde Academy (FL)

* The 2025 class that features Lampley, Francis and Gray is currently ranked 10th by ESPN.

MISSISSIPPI STATE WOMEN'S BASKETBALL

PURCELL RECORD AGAINST ALL CONFERENCES

	HOME	AWAY	NEUTRAL	TOTAL
AMERICAN ATHLETIC				
Memphis	1-0	1-0		2-0
South Florida			1-0	1-0
Tulsa			1-0	1-0
ATLANTIC COAST				
Clemson			1-0	1-0
Georgia Tech	1-0	0-1		1-1
Miami (Fla.)	0-1			0-1
Notre Dame			0-1	0-1
ATLANTIC SUN				
Jacksonville			1-0	1-0
North Alabama	1-0			1-0
BIG 12				
TCU	1-0			1-0
Utah			1-0	1-0
BIG EAST				
Creighton			1-0	1-0
Georgetown			1-0	1-0
BIG TEN				
Illinois			1-0	1-0
Penn State		0-1		0-1
Nebraska			0-1	0-1
CONFERENCE USA				
Jacksonville State	1-0			1-0
Kennesaw State	1-0			1-0
MID-EASTERN ATHLETIC				
Maryland Eastern Shore		1-0		1-0
South Carolina State	1-0			1-0
MISSOURI VALLEY				
Belmont		1-0	1-0	2-0
MOUNTAIN WEST				
Colorado State	1-0	1-0		2-0
New Mexico	1-0			1-0
NORTHEAST				
Chicago State		1-0		2-0
SOUTHEASTERN (SEC)				
Alabama	1-0	0-1		1-1
Arkansas	1-0	1-0		2-0
Auburn	1-0	0-1		1-1
Florida	0-1	2-0		2-1
Georgia	1-0	1-1		2-1
Kentucky	1-1	1-1		2-2
LSU	1-0	0-1		1-1
Missouri	1-0	0-1		1-1
Oklahoma	1-0			1-0
Ole Miss	1-1	0-2		1-3
South Carolina	0-2	0-1		0-3
Tennessee	1-1	0-2		1-3
Texas A&M	1-0	2-0	0-2	3-2
Vanderbilt	0-1	1-0		1-1
SOUTHERN				
Chattanooga	1-0	0-1		1-1
Mercer	1-0			1-0
SOUTHLAND				
New Orleans	1-0			1-0
Southeastern La.	1-0			1-0
Texas A&M-Commerce	1-0			1-0
SOUTHWESTERN ATHLETIC				
Alabama State	2-0			2-0
Alcorn State	2-0			2-0
Arkansas-Pine Bluff			1-0	1-0
Florida A&M	1-0			1-0
Grambling	1-0			1-0
Jackson State	1-0			1-0
Mississippi Valley State	2-0			2-0
SUMMIT LEAGUE				
South Dakota State		0-1		0-1
SUN BELT				
Old Dominion			1-0	1-0
UL Monroe	1-0	1-0		2-0

PURCELL RECORD AGAINST ALL OPPONENTS

	HOME	AWAY	NEUTRAL	TOTAL
Alabama	1-0	0-1		1-1
Alabama State	2-0			2-0
Alcorn State	2-0			2-0
Arkansas	1-0	1-0		2-0
Arkansas-Pine Bluff			1-0	1-0
Auburn	1-0	0-1		1-1
Belmont		1-0	1-0	2-0
Chattanooga	1-0	0-1		1-1
Chicago State		1-0		1-0
Clemson			1-0	1-0
Colorado State	1-0	1-0		2-0
Creighton			1-0	1-0
Florida	0-1	2-0		2-1
Florida A&M	1-0			1-0
Georgetown			1-0	1-0
Georgia	1-0	1-1		2-1
Georgia Tech	1-0	0-1		1-1
Grambling	1-0			1-0
Illinois			1-0	1-0
Jackson State	1-0			1-0
Jacksonville			1-0	1-0
Jacksonville State	1-0			1-0
Kennesaw State	1-0			1-0
Kentucky	1-1	1-1		2-2
LSU	1-0	0-1		1-1
Maryland Eastern Shore		1-0		1-0
Mercer	1-0			1-0
Memphis	1-0	1-0		2-0
Miami (Fla.)	0-1			0-1
Mississippi Valley State	2-0			2-0
Missouri	1-0	0-1		1-1
Nebraska			0-1	0-1
New Mexico				1-0
New Orleans	1-0			1-0
North Alabama	1-0			1-0
Notre Dame			0-1	0-1
Oklahoma	1-0			1-0
Old Dominion			1-0	1-0
Ole Miss	1-1	0-2		1-3
Penn State		0-1		0-1
South Carolina	0-2	0-1		0-3
South Carolina State				
South Dakota State		0-1		0-1
South Florida			1-0	1-0
Southeastern La.	1-0			1-0
TCU	1-0			1-0
Tennessee	1-1	0-2		1-3
Texas A&M	1-0	2-0	0-2	3-2
Texas A&M-Commerce	1-0			1-0
Tulsa			1-0	1-0
UL Monroe	1-0	1-0		2-0
Utah			1-0	1-0
Vanderbilt	0-1	1-0		1-1

PURCELL RECORD AGAINST ACTIVE SEC HEAD COACHES

	HOME	AWAY	NEUTRAL	TOTAL
Kristy Curry (Alabama)	1-0	0-1		1-1
Mike Neighbors (Arkansas)	1-0	1-0		2-0
Johnnie Harris (Auburn)	1-0	0-1		1-1
Kelly Rae Finley (Florida)	0-1	2-0		2-1
Katie Abrahamson-Henderson (Georgia)	1-0	1-1		2-1
Kenny Brooks (Kentucky)		0-1		0-1
Kim Mulkey (LSU)	1-0	0-1		1-1
Robin Pingeton (Missouri)	1-0	0-1		1-1
Jennie Baranczyk (Oklahoma)	1-0			1-0
Yolett McPhee-McCuin (Ole Miss)	1-1	0-2		1-3
Dawn Staley (South Carolina)	0-2	0-1		0-3
Kim Caldwell (Tennessee)		0-1		0-1
Vic Schaefer (Texas)				
Joni Taylor (Texas A&M)	1-0	2-0	0-2	3-2
Shae Ralph (Vanderbilt)	0-1	1-0		1-1



2024-25 Mississippi St. Women's Basketball
Combined Team Statistics
All games

Game Records

Record	Overall	Home	Away	Neutral
ALL GAMES	15-4	7-1	4-3	4-0
CONFERENCE	2-3	1-1	1-2	0-0
NON-CONFERENCE	13-1	6-0	3-1	4-0

Score by Periods

Team	1st	2nd	3rd	4th	OT	TOT
Mississippi St.	379	346	372	377	0	1474
Opponents	259	281	272	331	0	1143

Team Box Score

No.	Player				Total		3-Point		F-Throw		Rebounds													
		GP-GS	MIN	AVG	FG-FGA	FG%	3FG-3FGA	3FG%	FT-FTA	FT%	OFF	DEF	TOT	AVG	PF	DQ	A	TO	BLK	STL	PTS	AVG		
2	JORDAN, Jerkaila	19-19	567:11	29.9	116-272	.426	22-79	.278	43-59	.729	33	88	121	6.4	33	0	42	34	18	31	297	15.6		
4	RUSSELL, Eniya	19-18	524:41	27.6	99-213	.465	23-78	.295	30-50	.600	15	76	91	4.8	38	0	81	61	4	13	251	13.2		
15	OKOT, Madina	19-19	403:12	21.2	97-143	.678	0-0	.000	26-44	.591	65	105	170	8.9	48	1	8	50	18	18	220	11.6		
21	POWE, Debreasha	17-17	499:17	29.4	54-123	.439	39-87	.448	10-13	.769	12	40	52	3.1	23	0	22	14	13	18	157	9.2		
1	MCPHAUL, Destiney	17-1	398:53	23.5	47-99	.475	16-42	.381	31-40	.775	5	46	51	3.0	35	1	48	30	5	20	141	8.3		
0	DESHIELDS, Denim	19-19	513:02	27.0	29-81	.358	14-43	.326	26-30	.867	11	25	36	1.9	31	0	71	56	2	25	98	5.2		
24	MONTAGUE, Qunairah	19-0	231:35	12.2	43-80	.538	0-8	.000	11-19	.579	28	48	76	4.0	20	0	11	12	6	10	97	5.1		
5	PRATER, Chandler	19-2	352:01	18.5	34-88	.386	12-35	.343	16-20	.800	15	60	75	3.9	30	1	25	34	7	13	96	5.1		
3	WARD, Terren	13-0	112:54	8.7	16-38	.421	3-15	.200	14-17	.824	10	20	30	2.3	11	0	2	6	4	3	49	3.8		
14	THOMAS, Kayla	19-0	142:21	7.5	20-32	.625	0-0	.000	10-14	.714	20	7	27	1.4	13	0	3	4	7	1	50	2.6		
6	EDWARDS, Shakirah	10-0	44:11	4.4	4-10	.400	2-6	.333	2-2	1.000	1	3	4	0.4	3	0	5	5	3	2	12	1.2		
8	CARRIERE, Anaisha	6-0	10:38	1.8	2-6	.333	1-4	.250	1-3	.333	2	0	2	0.3	1	0	0	1	0	0	6	1.0		
Team											24	30	54											
Total		19	3800		561-1185	.473	132-397	.332	220-311	.707	241	548	789	41.5	286	3	318	307	87	154	1474	77.6		
Opponents		19	3800		402-1121	.359	134-448	.299	205-274	.748	187	422	609	32.1	327	5	231	326	38	142	1143	60.2		

Team Statistics

	MS	OPP
Scoring	1474	1143
Points per game	77.6	60.2
Scoring margin	+17.4	-
Field goals-att	561-1185	402-1121
Field goal pct	.473	.359
3 point fg-att	132-397	134-448
3-point FG pct	.332	.299
3-pt FG made per game	6.9	7.1
Free throws-att	220-311	205-274
Free throw pct	.707	.748
F-Throws made per game	11.6	10.8
Rebounds	789	609
Rebounds per game	41.5	32.1
Rebounding margin	+9.5	-
Assists	318	231
Assists per game	16.7	12.2
Turnovers	307	326
Turnovers per game	16.2	17.2
Turnover margin	+1.0	-
Assist/turnover ratio	1.0	0.7
Steals	154	142
Steals per game	8.1	7.5
Blocks	87	38
Blocks per game	4.6	2.0
Winning streak	0	-
Home win streak	1	-
Attendance	38851	20165
Home games-Avg/Game	8-4856	7-2881
Neutral site-Avg/Game	-	4-1748

Team Results

Date	Opponent		Score	Att.
11/07/2024	Memphis	W	100-56	4971
11/10/2024	Alcorn	W	73-45	4504
11/13/2024	Alabama St.	W	83-29	6585
11/17/2024	Chattanooga	W	69-44	4037
11/20/2024	Mercer	W	81-44	4003
11/24/2024	vs Jacksonville	W	80-35	1310
11/28/2024	vs Utah	W	66-62	802
11/29/2024	vs South Fla.	W	59-52	1034
12/04/2024	at Georgia Tech	L	75-78	1514
12/08/2024	at Chicago St.	W	102-42	235
12/14/2024	vs Belmont	W	73-70	3846
12/17/2024	at ULM	W	78-70	1095
12/20/2024	at UMES	W	70-52	400
12/29/2024	South Carolina St.	W	95-47	4271
01/02/2025	at Kentucky	L	69-91	4493
01/05/2025	South Carolina	L	68-95	6164
01/09/2025	Oklahoma	W	81-77	4316
01/12/2025	at Georgia	W	79-68	3410
01/16/2025	at Tennessee	L	73-86	9018



2024-25 Mississippi St. Women's Basketball
Combined Team Statistics
Non Conference games

Game Records

Record	Overall	Home	Away	Neutral
ALL GAMES	13-1	6-0	3-1	4-0
CONFERENCE	0-0	0-0	0-0	0-0
NON-CONFERENCE	13-1	6-0	3-1	4-0

Score by Periods

Team	1st	2nd	3rd	4th	OT	TOT
Mississippi St.	286	262	290	266	0	1104
Opponents	179	168	170	209	0	726

Team Box Score

No.	Player				Total		3-Point		F-Throw		Rebounds											
		GP-GS	MIN	AVG	FG-FGA	FG%	3FG-3FGA	3FG%	FT-FTA	FT%	OFF	DEF	TOT	AVG	PF	DQ	A	TO	BLK	STL	PTS	AVG
2	JORDAN, Jerkaila	14-14	400:54	28.6	82-194	.423	14-63	.222	26-36	.722	25	70	95	6.8	26	0	38	21	15	21	204	14.6
4	RUSSELL, Eniya	14-13	366:07	26.2	76-154	.494	16-58	.276	19-31	.613	10	60	70	5.0	29	0	61	46	4	10	187	13.4
15	OKOT, Madina	14-14	304:02	21.7	81-110	.736	0-0	.000	21-34	.618	54	73	127	9.1	31	0	7	39	13	17	183	13.1
21	POWE, Debreasha	12-12	376:30	31.4	42-88	.477	29-60	.483	8-11	.727	11	33	44	3.7	17	0	18	12	11	14	121	10.1
1	MCPHAUL, Destiney	12-1	274:16	22.9	30-57	.526	10-25	.400	20-28	.714	1	32	33	2.8	21	0	30	22	2	17	90	7.5
0	DESHIELDS, Denim	14-14	386:29	27.6	21-64	.328	10-32	.313	22-26	.846	8	17	25	1.8	22	0	58	39	2	18	74	5.3
5	PRATER, Chandler	14-2	257:17	18.4	26-59	.441	10-24	.417	11-14	.786	11	49	60	4.3	23	1	21	25	3	9	73	5.2
24	MONTAGUE, Quanirah	14-0	169:03	12.1	31-64	.484	0-7	.000	7-14	.500	23	37	60	4.3	17	0	8	11	4	8	69	4.9
3	WARD, Terren	11-0	99:16	9.0	14-35	.400	3-14	.214	14-17	.824	7	20	27	2.5	8	0	2	5	3	3	45	4.1
14	THOMAS, Kayla	14-0	113:45	8.1	16-25	.640	0-0	.000	8-9	.889	15	5	20	1.4	8	0	2	3	7	1	40	2.9
6	EDWARDS, Shakirah	8-0	41:39	5.2	4-10	.400	2-6	.333	2-2	1.000	1	3	4	0.5	3	0	5	5	3	2	12	1.5
8	CARRIERE, Anaisha	6-0	10:38	1.8	2-6	.333	1-4	.250	1-3	.333	2	0	2	0.3	1	0	0	1	0	0	6	1.0
Team											19	23	42									
Total		14	2800		425-866	.491	95-293	.324	159-225	.707	187	422	609	43.5	206	1	250	229	67	120	1104	78.9
Opponents		14	2800		257-799	.322	79-323	.245	133-188	.707	136	283	419	29.9	244	5	139	261	24	100	726	51.9

Team Statistics

	MS	OPP
Scoring	1104	726
Points per game	78.9	51.9
Scoring margin	+27.0	-
Field goals-att	425-866	257-799
Field goal pct	.491	.322
3 point fg-att	95-293	79-323
3-point FG pct	.324	.245
3-pt FG made per game	6.8	5.6
Free throws-att	159-225	133-188
Free throw pct	.707	.707
F-Throws made per game	11.4	9.5
Rebounds	609	419
Rebounds per game	43.5	29.9
Rebounding margin	+13.6	-
Assists	250	139
Assists per game	17.9	9.9
Turnovers	229	261
Turnovers per game	16.4	18.6
Turnover margin	+2.3	-
Assist/turnover ratio	1.1	0.5
Steals	120	100
Steals per game	8.6	7.1
Blocks	67	24
Blocks per game	4.8	1.7
Winning streak	5	-
Home win streak	6	-
Attendance	28371	3244
Home games-Avg/Game	6-4729	4-811
Neutral site-Avg/Game	-	4-1748

Team Results

Date	Opponent		Score	Att.
11/07/2024	Memphis	W	100-56	4971
11/10/2024	Alcorn	W	73-45	4504
11/13/2024	Alabama St.	W	83-29	6585
11/17/2024	Chattanooga	W	69-44	4037
11/20/2024	Mercer	W	81-44	4003
11/24/2024	vs Jacksonville	W	80-35	1310
11/28/2024	vs Utah	W	66-62	802
11/29/2024	vs South Fla.	W	59-52	1034
12/04/2024	at Georgia Tech	L	75-78	1514
12/08/2024	at Chicago St.	W	102-42	235
12/14/2024	vs Belmont	W	73-70	3846
12/17/2024	at ULM	W	78-70	1095
12/20/2024	at UMES	W	70-52	400
12/29/2024	South Carolina St.	W	95-47	4271



2024-25 Mississippi St. Women's Basketball
Combined Team Statistics
In Conference games

Game Records

Record	Overall	Home	Away	Neutral
ALL GAMES	2-3	1-1	1-2	0-0
CONFERENCE	2-3	1-1	1-2	0-0
NON-CONFERENCE	0-0	0-0	0-0	0-0

Score by Periods

Team	1st	2nd	3rd	4th	OT	TOT
Mississippi St.	93	84	82	111	0	370
Opponents	80	113	102	122	0	417

Team Box Score

No.	Player				Total		3-Point		F-Throw		Rebounds												
		GP-GS	MIN	AVG	FG-FGA	FG%	3FG-3FGA	3FG%	FT-FTA	FT%	OFF	DEF	TOT	AVG	PF	DQ	A	TO	BLK	STL	PTS	AVG	
2	JORDAN, Jerkaila	5-5	166:17	33.3	34-78	.436	8-16	.500	17-23	.739	8	18	26	5.2	7	0	4	13	3	10	93	18.6	
4	RUSSELL, Eniya	5-5	158:34	31.7	23-59	.390	7-20	.350	11-19	.579	5	16	21	4.2	9	0	20	15	0	3	64	12.8	
1	MCPHAUL, Destiney	5-0	124:37	24.9	17-42	.405	6-17	.353	11-12	.917	4	14	18	3.6	14	1	18	8	3	3	51	10.2	
15	OKOT, Madina	5-5	99:10	19.8	16-33	.485	0-0	.000	5-10	.500	11	32	43	8.6	17	1	1	11	5	1	37	7.4	
21	POWE, Debreasha	5-5	122:47	24.6	12-35	.343	10-27	.370	2-2	1.000	1	7	8	1.6	6	0	4	2	2	4	36	7.2	
24	MONTAGUE, Qunirah	5-0	62:32	12.5	12-16	.750	0-1	.000	4-5	.800	5	11	16	3.2	3	0	3	1	2	2	28	5.6	
0	DESHIELDS, Denim	5-5	126:33	25.3	8-17	.471	4-11	.364	4-4	1.000	3	8	11	2.2	9	0	13	17	0	7	24	4.8	
5	PRATER, Chandler	5-0	94:44	18.9	8-29	.276	2-11	.182	5-6	.833	4	11	15	3.0	7	0	4	9	4	4	23	4.6	
3	WARD, Terren	2-0	13:38	6.8	2-3	.667	0-1	.000	0-0	.000	3	0	3	1.5	3	0	0	1	1	0	4	2.0	
14	THOMAS, Kayla	5-0	28:36	5.7	4-7	.571	0-0	.000	2-5	.400	5	2	7	1.4	5	0	1	1	0	0	10	2.0	
6	EDWARDS, Shakirah	2-0	02:32	1.3	0-0	.000	0-0	.000	0-0	.000	0	0	0	0.0	0	0	0	0	0	0	0	0.0	
Team											5	7	12										
Total		5	1000		136-319	.426	37-104	.356	61-86	.709	54	126	180	36.0	80	2	68	78	20	34	370	74.0	
Opponents		5	1000		145-322	.450	55-125	.440	72-86	.837	51	139	190	38.0	83	0	92	65	14	42	417	83.4	

Team Statistics

	MS	OPP
Scoring	370	417
Points per game	74.0	83.4
Scoring margin	-9.4	-
Field goals-att	136-319	145-322
Field goal pct	.426	.450
3 point fg-att	37-104	55-125
3-point FG pct	.356	.440
3-pt FG made per game	7.4	11.0
Free throws-att	61-86	72-86
Free throw pct	.709	.837
F-Throws made per game	12.2	14.4
Rebounds	180	190
Rebounds per game	36.0	38.0
Rebounding margin	-2.0	-
Assists	68	92
Assists per game	13.6	18.4
Turnovers	78	65
Turnovers per game	15.6	13.0
Turnover margin	-2.6	-
Assist/turnover ratio	0.9	1.4
Steals	34	42
Steals per game	6.8	8.4
Blocks	20	14
Blocks per game	4.0	2.8
Winning streak	0	-
Home win streak	1	-
Attendance	10480	16921
Home games-Avg/Game	2-5240	3-5640
Neutral site-Avg/Game	-	0-0

Team Results

Date	Opponent		Score	Att.
01/02/2025	at Kentucky	L	69-91	4493
01/05/2025	South Carolina	L	68-95	6164
01/09/2025	Oklahoma	W	81-77	4316
01/12/2025	at Georgia	W	79-68	3410
01/16/2025	at Tennessee	L	73-86	9018



2024-25 Mississippi St. Women's Basketball
Combined Team Statistics
Home games

Game Records					Score by Periods											
Record	Overall		Home	Away	Neutral	Team	1st	2nd	3rd	4th	OT	TOT				
ALL GAMES	7-1		7-1	0-0	0-0	Mississippi St.	177	133	178	162	0	650				
CONFERENCE	1-1		1-1	0-0	0-0	Opponents	90	113	98	136	0	437				
NON-CONFERENCE	6-0		6-0	0-0	0-0											

Team Box Score																							
No.	Player				Total		3-Point		F-Throw		Rebounds												
		GP-GS	MIN	AVG	FG-FGA	FG%	3FG-3FGA	3FG%	FT-FTA	FT%	OFF	DEF	TOT	AVG	PF	DQ	A	TO	BLK	STL	PTS	AVG	
2	JORDAN, Jerkaila	8-8	216:27	27.1	44-106	.415	8-30	.267	16-20	.800	16	40	56	7.0	9	0	22	9	3	13	112	14.0	
4	RUSSELL, Eniya	8-8	220:46	27.6	40-86	.465	11-32	.344	21-30	.700	6	29	35	4.4	13	0	31	29	1	10	112	14.0	
15	OKOT, Madina	8-8	170:53	21.4	35-54	.648	0-0	.000	15-24	.625	26	47	73	9.1	21	1	6	20	9	11	85	10.6	
1	MCPHAUL, Destiney	8-0	179:08	22.4	29-52	.558	13-23	.565	12-16	.750	0	22	22	2.8	16	1	15	14	2	11	83	10.4	
21	POWE, Debreasha	7-7	196:34	28.1	27-57	.474	16-38	.421	1-2	.500	8	20	28	4.0	11	0	11	4	5	10	71	10.1	
0	DESHIELDS, Denim	8-8	203:04	25.4	14-31	.452	6-16	.375	12-12	1.000	7	9	16	2.0	9	0	30	19	1	16	46	5.8	
3	WARD, Terren	6-0	65:39	10.9	11-23	.478	3-9	.333	7-9	.778	6	12	18	3.0	3	0	1	3	4	1	32	5.3	
5	PRATER, Chandler	8-1	145:21	18.2	14-41	.341	3-16	.188	7-8	.875	6	30	36	4.5	13	1	9	15	1	8	38	4.8	
24	MONTAGUE, Quanirah	8-0	102:33	12.8	15-29	.517	0-3	.000	5-8	.625	9	16	25	3.1	10	0	4	6	2	2	35	4.4	
14	THOMAS, Kayla	8-0	65:02	8.1	9-14	.643	0-0	.000	8-9	.889	9	2	11	1.4	6	0	2	2	4	1	26	3.3	
8	CARRIERE, Anaisha	5-0	09:44	1.9	2-6	.333	1-4	.250	1-3	.333	2	0	2	0.4	1	0	0	1	0	0	6	1.2	
6	EDWARDS, Shakirah	6-0	24:44	4.1	2-5	.400	0-1	.000	0-0	.000	0	2	2	0.3	3	0	5	3	2	0	4	0.7	
Team											12	5	17										
Total		8	1600		242-504	.480	61-172	.355	105-141	.745	107	234	341	42.6	115	3	136	125	34	83	650	81.3	
Opponents		8	1600		157-450	.349	49-174	.282	74-103	.718	74	174	248	31.0	139	1	88	155	14	54	437	54.6	

Team Statistics

	MS	OPP
Scoring	650	437
Points per game	81.3	54.6
Scoring margin	+26.6	-
Field goals-att	242-504	157-450
Field goal pct	.480	.349
3 point fg-att	61-172	49-174
3-point FG pct	.355	.282
3-pt FG made per game	7.6	6.1
Free throws-att	105-141	74-103
Free throw pct	.745	.718
F-Throws made per game	13.1	9.3
Rebounds	341	248
Rebounds per game	42.6	31.0
Rebounding margin	+11.6	-
Assists	136	88
Assists per game	17.0	11.0
Turnovers	125	155
Turnovers per game	15.6	19.4
Turnover margin	+3.8	-
Assist/turnover ratio	1.1	0.6
Steals	83	54
Steals per game	10.4	6.8
Blocks	34	14
Blocks per game	4.3	1.8
Winning streak	1	-
Home win streak	1	-
Attendance	38851	0
Home games-Avg/Game	8-4856	0-0
Neutral site-Avg/Game	-	0-0

Team Results

Date	Opponent		Score	Att.
11/07/2024	Memphis	W	100-56	4971
11/10/2024	Alcorn	W	73-45	4504
11/13/2024	Alabama St.	W	83-29	6585
11/17/2024	Chattanooga	W	69-44	4037
11/20/2024	Mercer	W	81-44	4003
12/29/2024	South Carolina St.	W	95-47	4271
01/05/2025	South Carolina	L	68-95	6164
01/09/2025	Oklahoma	W	81-77	4316



2024-25 Mississippi St. Women's Basketball
Combined Team Statistics
Away games

Game Records

Record	Overall	Home	Away	Neutral
ALL GAMES	4-3	0-0	4-3	0-0
CONFERENCE	1-2	0-0	1-2	0-0
NON-CONFERENCE	3-1	0-0	3-1	0-0

Score by Periods

Team	1st	2nd	3rd	4th	OT	TOT
Mississippi St.	137	150	125	134	0	546
Opponents	114	122	124	127	0	487

Team Box Score

No.	Player				Total		3-Point		F-Throw		Rebounds															
		GP-GS	MIN	AVG	FG-FGA	FG%	3FG-3FGA	3FG%	FT-FTA	FT%	OFF	DEF	TOT	AVG	PF	DQ	A	TO	BLK	STL	PTS	AVG				
2	JORDAN, Jerkaila	7-7	220:55	31.6	45-102	.441	12-29	.414	18-24	.750	10	22	32	4.6	15	0	12	18	13	13	120	17.1				
4	RUSSELL, Eniya	7-6	190:39	27.2	38-83	.458	11-36	.306	6-12	.500	7	32	39	5.6	16	0	37	25	1	3	93	13.3				
15	OKOT, Madina	7-7	145:24	20.8	43-65	.662	0-0	.000	6-12	.500	24	38	62	8.9	16	0	2	14	5	6	92	13.1				
21	POWE, Debreasha	6-6	172:23	28.7	18-39	.462	14-26	.538	5-5	1.000	1	10	11	1.8	7	0	8	6	4	3	55	9.2				
5	PRATER, Chandler	7-1	148:31	21.2	19-39	.487	8-17	.471	7-8	.875	5	22	27	3.9	9	0	15	11	5	2	53	7.6				
1	MCPHAUL, Destiney	5-1	135:59	27.2	11-33	.333	3-16	.188	11-14	.786	5	16	21	4.2	10	0	23	11	3	6	36	7.2				
0	DESHIELDS, Denim	7-7	204:47	29.3	12-34	.353	6-18	.333	3-5	.600	3	8	11	1.6	11	0	25	25	1	6	33	4.7				
24	MONTAGUE, Qunirah	7-0	82:06	11.7	15-25	.600	0-2	.000	3-7	.429	7	22	29	4.1	6	0	4	2	4	5	33	4.7				
3	WARD, Terren	3-0	30:57	10.3	4-8	.500	0-3	.000	0-0	.000	2	3	5	1.7	5	0	1	0	0	1	8	2.7				
6	EDWARDS, Shakirah	3-0	15:11	5.1	2-4	.500	2-4	.500	2-2	1.000	1	1	2	0.7	0	0	0	2	0	2	8	2.7				
14	THOMAS, Kayla	7-0	53:08	7.6	7-11	.636	0-0	.000	1-4	.250	5	3	8	1.1	6	0	1	2	2	0	15	2.1				
Team											9	15	24													
Total		7	1400		214-443	.483	56-151	.371	62-93	.667	79	192	271	38.7	101	0	128	116	38	47	546	78.0				
Opponents		7	1400		171-447	.383	63-179	.352	82-102	.804	80	158	238	34.0	107	0	96	103	18	65	487	69.6				

Team Statistics

	MS	OPP
Scoring	546	487
Points per game	78.0	69.6
Scoring margin	+8.4	-
Field goals-att	214-443	171-447
Field goal pct	.483	.383
3 point fg-att	56-151	63-179
3-point FG pct	.371	.352
3-pt FG made per game	8.0	9.0
Free throws-att	62-93	82-102
Free throw pct	.667	.804
F-Throws made per game	8.9	11.7
Rebounds	271	238
Rebounds per game	38.7	34.0
Rebounding margin	+4.7	-
Assists	128	96
Assists per game	18.3	13.7
Turnovers	116	103
Turnovers per game	16.6	14.7
Turnover margin	-1.9	-
Assist/turnover ratio	1.1	0.9
Steals	47	65
Steals per game	6.7	9.3
Blocks	38	18
Blocks per game	5.4	2.6
Winning streak	0	-
Home win streak	0	-
Attendance	0	20165
Home games-Avg/Game	0-0	7-2881
Neutral site-Avg/Game	-	0-0

Team Results

Date	Opponent		Score	Att.
12/04/2024	at Georgia Tech	L	75-78	1514
12/08/2024	at Chicago St.	W	102-42	235
12/17/2024	at ULM	W	78-70	1095
12/20/2024	at UMES	W	70-52	400
01/02/2025	at Kentucky	L	69-91	4493
01/12/2025	at Georgia	W	79-68	3410
01/16/2025	at Tennessee	L	73-86	9018



2024-25 Mississippi St. Women's Basketball
Combined Team Statistics
Neutral games

Game Records

Record	Overall	Home	Away	Neutral
ALL GAMES	4-0	0-0	0-0	4-0
CONFERENCE	0-0	0-0	0-0	0-0
NON-CONFERENCE	4-0	0-0	0-0	4-0

Score by Periods

Team	1st	2nd	3rd	4th	OT	TOT
Mississippi St.	65	63	69	81	0	278
Opponents	55	46	50	68	0	219

Team Box Score

No.	Player				Total		3-Point		F-Throw		Rebounds													
		GP-GS	MIN	AVG	FG-FGA	FG%	3FG-3FGA	3FG%	FT-FTA	FT%	OFF	DEF	TOT	AVG	PF	DQ	A	TO	BLK	STL	PTS	AVG		
2	JORDAN, Jerkaila	4-4	129:48	32.5	27-64	.422	2-20	.100	9-15	.600	7	26	33	8.3	9	0	8	7	2	5	65	16.3		
4	RUSSELL, Eniya	4-4	113:15	28.3	21-44	.477	1-10	.100	3-8	.375	2	15	17	4.3	9	0	13	7	2	0	46	11.5		
15	OKOT, Madina	4-4	86:55	21.7	19-24	.792	0-0	.000	5-8	.625	15	20	35	8.8	11	0	0	16	4	1	43	10.8		
21	POWE, Debreasha	4-4	130:20	32.6	9-27	.333	9-23	.391	4-6	.667	3	10	13	3.3	5	0	3	4	4	5	31	7.8		
24	MONTAGUE, Qunirah	4-0	46:56	11.7	13-26	.500	0-3	.000	3-4	.750	12	10	22	5.5	4	0	3	4	0	3	29	7.3		
1	MCPHAUL, Destiney	4-0	83:46	20.9	7-14	.500	0-3	.000	8-10	.800	0	8	8	2.0	9	0	10	5	0	3	22	5.5		
0	DESHIELDS, Denim	4-4	105:11	26.3	3-16	.188	2-9	.222	11-13	.846	1	8	9	2.3	11	0	16	12	0	3	19	4.8		
3	WARD, Terren	4-0	16:18	4.1	1-7	.143	0-3	.000	7-8	.875	2	5	7	1.8	3	0	0	3	0	1	9	2.3		
14	THOMAS, Kayla	4-0	24:11	6.0	4-7	.571	0-0	.000	1-1	1.000	6	2	8	2.0	1	0	0	0	1	0	9	2.3		
5	PRATER, Chandler	4-0	58:10	14.5	1-8	.125	1-2	.500	2-4	.500	4	8	12	3.0	8	0	1	8	1	3	5	1.3		
6	EDWARDS, Shakirah	1-0	04:16	4.3	0-1	.000	0-1	.000	0-0	.000	0	0	0	0.0	0	0	0	0	1	0	0	0.0		
8	CARRIERE, Anaisha	1-0	00:53	0.9	0-0	.000	0-0	.000	0-0	.000	0	0	0	0.0	0	0	0	0	0	0	0	0.0		
Team											3	10	13											
Total		4	800		105-238	.441	15-74	.203	53-77	.688	55	122	177	44.3	70	0	54	66	15	24	278	69.5		
Opponents		4	800		74-224	.330	22-95	.232	49-69	.710	33	90	123	30.8	81	4	47	68	6	23	219	54.8		

Team Statistics

	MS	OPP
Scoring	278	219
Points per game	69.5	54.8
Scoring margin	+14.8	-
Field goals-att	105-238	74-224
Field goal pct	.441	.330
3 point fg-att	15-74	22-95
3-point FG pct	.203	.232
3-pt FG made per game	3.8	5.5
Free throws-att	53-77	49-69
Free throw pct	.688	.710
F-Throws made per game	13.3	12.3
Rebounds	177	123
Rebounds per game	44.3	30.8
Rebounding margin	+13.5	-
Assists	54	47
Assists per game	13.5	11.8
Turnovers	66	68
Turnovers per game	16.5	17.0
Turnover margin	+0.5	-
Assist/turnover ratio	0.8	0.7
Steals	24	23
Steals per game	6.0	5.8
Blocks	15	6
Blocks per game	3.8	1.5
Winning streak	4	-
Home win streak	0	-
Attendance	0	0
Home games-Avg/Game	0-0	0-0
Neutral site-Avg/Game	-	4-1748

Team Results

Date	Opponent		Score	Att.
11/24/2024	vs Jacksonville	W	80-35	1310
11/28/2024	vs Utah	W	66-62	802
11/29/2024	vs South Fla.	W	59-52	1034
12/14/2024	vs Belmont	W	73-70	3846



2024-25 Mississippi St. Women's Basketball
Combined Team Statistics
Won games

Game Records

Record	Overall	Home	Away	Neutral
ALL GAMES	15-0	7-0	4-0	4-0
CONFERENCE	2-0	1-0	1-0	0-0
NON-CONFERENCE	13-0	6-0	3-0	4-0

Score by Periods

Team	1st	2nd	3rd	4th	OT	TOT
Mississippi St.	308	275	305	301	0	1189
Opponents	188	184	184	237	0	793

Team Box Score

No.	Player				Total		3-Point		F-Throw		Rebounds													
		GP-GS	MIN	AVG	FG-FGA	FG%	3FG-3FGA	3FG%	FT-FTA	FT%	OFF	DEF	TOT	AVG	PF	DQ	A	TO	BLK	STL	PTS	AVG		
2	JORDAN, Jerkaila	15-15	434:33	29.0	85-202	.421	14-62	.226	30-44	.682	28	75	103	6.9	28	0	40	25	16	23	214	14.3		
4	RUSSELL, Eniya	15-14	406:41	27.1	79-166	.476	21-66	.318	23-40	.575	11	60	71	4.7	27	0	64	46	4	12	202	13.5		
15	OKOT, Madina	15-15	332:22	22.2	88-121	.727	0-0	.000	26-42	.619	60	84	144	9.6	37	0	8	42	13	17	202	13.5		
21	POWE, Debreasha	13-13	391:06	30.1	45-99	.455	31-70	.443	8-11	.727	11	31	42	3.2	19	0	19	10	13	15	129	9.9		
1	MCPHAUL, Destiney	14-1	319:53	22.8	35-70	.500	14-33	.424	22-30	.733	1	35	36	2.6	25	0	33	24	3	17	106	7.6		
0	DESHIELDS, Denim	15-15	402:38	26.8	23-68	.338	11-38	.289	26-29	.897	10	20	30	2.0	25	0	59	41	1	23	83	5.5		
5	PRATER, Chandler	15-2	263:21	17.6	24-65	.369	12-30	.400	13-16	.813	14	46	60	4.0	24	1	20	28	5	9	73	4.9		
24	MONTAGUE, Quanirah	15-0	179:44	12.0	33-68	.485	0-8	.000	7-14	.500	25	43	68	4.5	17	0	11	10	5	9	73	4.9		
3	WARD, Terren	11-0	99:16	9.0	14-35	.400	3-14	.214	14-17	.824	7	20	27	2.5	8	0	2	5	3	3	45	4.1		
14	THOMAS, Kayla	15-0	118:05	7.9	17-26	.654	0-0	.000	10-11	.909	18	6	24	1.6	11	0	2	3	7	1	44	2.9		
6	EDWARDS, Shakirah	8-0	41:39	5.2	4-10	.400	2-6	.333	2-2	1.000	1	3	4	0.5	3	0	5	5	3	2	12	1.5		
8	CARRIERE, Anaisha	6-0	10:38	1.8	2-6	.333	1-4	.250	1-3	.333	2	0	2	0.3	1	0	0	1	0	0	6	1.0		
Team											19	22	41											
Total		15	3000		449-936	.480	109-331	.329	182-259	.703	207	445	652	43.5	225	1	263	240	73	131	1189	79.3		
Opponents		15	3000		279-849	.329	82-330	.248	153-212	.722	142	319	461	30.7	272	5	159	285	23	109	793	52.9		

Team Statistics

	MS	OPP
Scoring	1189	793
Points per game	79.3	52.9
Scoring margin	+26.4	-
Field goals-att	449-936	279-849
Field goal pct	.480	.329
3 point fg-att	109-331	82-330
3-point FG pct	.329	.248
3-pt FG made per game	7.3	5.5
Free throws-att	182-259	153-212
Free throw pct	.703	.722
F-Throws made per game	12.1	10.2
Rebounds	652	461
Rebounds per game	43.5	30.7
Rebounding margin	+12.7	-
Assists	263	159
Assists per game	17.5	10.6
Turnovers	240	285
Turnovers per game	16.0	19.0
Turnover margin	+3.0	-
Assist/turnover ratio	1.1	0.6
Steals	131	109
Steals per game	8.7	7.3
Blocks	73	23
Blocks per game	4.9	1.5
Winning streak	15	-
Home win streak	7	-
Attendance	32687	5140
Home games-Avg/Game	7-4670	4-1285
Neutral site-Avg/Game	-	4-1748

Team Results

Date	Opponent		Score	Att.
11/07/2024	Memphis	W	100-56	4971
11/10/2024	Alcorn	W	73-45	4504
11/13/2024	Alabama St.	W	83-29	6585
11/17/2024	Chattanooga	W	69-44	4037
11/20/2024	Mercer	W	81-44	4003
11/24/2024	vs Jacksonville	W	80-35	1310
11/28/2024	vs Utah	W	66-62	802
11/29/2024	vs South Fla.	W	59-52	1034
12/08/2024	at Chicago St.	W	102-42	235
12/14/2024	vs Belmont	W	73-70	3846
12/17/2024	at ULM	W	78-70	1095
12/20/2024	at UMES	W	70-52	400
12/29/2024	South Carolina St.	W	95-47	4271
01/09/2025	Oklahoma	W	81-77	4316
01/12/2025	at Georgia	W	79-68	3410



2024-25 Mississippi St. Women's Basketball
Combined Team Statistics
Lost games

Game Records

Record	Overall	Home	Away	Neutral
ALL GAMES	0-4	0-1	0-3	0-0
CONFERENCE	0-3	0-1	0-2	0-0
NON-CONFERENCE	0-1	0-0	0-1	0-0

Score by Periods

Team	1st	2nd	3rd	4th	OT	TOT
Mississippi St.	71	71	67	76	0	285
Opponents	71	97	88	94	0	350

Team Box Score

No.	Player				Total		3-Point		F-Throw		Rebounds												
		GP-GS	MIN	AVG	FG-FGA	FG%	3FG-3FGA	3FG%	FT-FTA	FT%	OFF	DEF	TOT	AVG	PF	DQ	A	TO	BLK	STL	PTS	AVG	
2	JORDAN, Jerkaila	4-4	132:38	33.2	31-70	.443	8-17	.471	13-15	.867	5	13	18	4.5	5	0	2	9	2	8	83	20.8	
4	RUSSELL, Eniya	4-4	117:60	29.5	20-47	.426	2-12	.167	7-10	.700	4	16	20	5.0	11	0	17	15	0	1	49	12.3	
1	MCPHAUL, Destiney	3-0	78:60	26.3	12-29	.414	2-9	.222	9-10	.900	4	11	15	5.0	10	1	15	6	2	3	35	11.7	
21	POWE, Debreasha	4-4	108:11	27.0	9-24	.375	8-17	.471	2-2	1.000	1	9	10	2.5	4	0	3	4	0	3	28	7.0	
24	MONTAGUE, Quanirah	4-0	51:51	13.0	10-12	.833	0-0	.000	4-5	.800	3	5	8	2.0	3	0	0	2	1	1	24	6.0	
5	PRATER, Chandler	4-0	88:40	22.2	10-23	.435	0-5	.000	3-4	.750	1	14	15	3.8	6	0	5	6	2	4	23	5.8	
15	OKOT, Madina	4-4	70:50	17.7	9-22	.409	0-0	.000	0-2	.000	5	21	26	6.5	11	1	0	8	5	1	18	4.5	
0	DESHIELDS, Denim	4-4	110:25	27.6	6-13	.462	3-5	.600	0-1	.000	1	5	6	1.5	6	0	12	15	1	2	15	3.8	
3	WARD, Terren	2-0	13:38	6.8	2-3	.667	0-1	.000	0-0	.000	3	0	3	1.5	3	0	0	1	1	0	4	2.0	
14	THOMAS, Kayla	4-0	24:16	6.1	3-6	.500	0-0	.000	0-3	.000	2	1	3	0.8	2	0	1	1	0	0	6	1.5	
6	EDWARDS, Shakirah	2-0	02:32	1.3	0-0	.000	0-0	.000	0-0	.000	0	0	0	0.0	0	0	0	0	0	0	0	0.0	
Team											5	8	13										
Total		4	800		112-249	.450	23-66	.348	38-52	.731	34	103	137	34.3	61	2	55	67	14	23	285	71.3	
Opponents		4	800		123-272	.452	52-118	.441	52-62	.839	45	103	148	37.0	55	0	72	41	15	33	350	87.5	

Team Statistics

	MS	OPP
Scoring	285	350
Points per game	71.3	87.5
Scoring margin	-16.3	-
Field goals-att	112-249	123-272
Field goal pct	.450	.452
3 point fg-att	23-66	52-118
3-point FG pct	.348	.441
3-pt FG made per game	5.8	13.0
Free throws-att	38-52	52-62
Free throw pct	.731	.839
F-Throws made per game	9.5	13.0
Rebounds	137	148
Rebounds per game	34.3	37.0
Rebounding margin	-2.8	-
Assists	55	72
Assists per game	13.8	18.0
Turnovers	67	41
Turnovers per game	16.8	10.3
Turnover margin	-6.5	-
Assist/turnover ratio	0.8	1.8
Steals	23	33
Steals per game	5.8	8.3
Blocks	14	15
Blocks per game	3.5	3.8
Winning streak	0	-
Home win streak	0	-
Attendance	6164	15025
Home games-Avg/Game	1-6164	3-5008
Neutral site-Avg/Game	-	0-0

Team Results

Date	Opponent		Score	Att.
12/04/2024	at Georgia Tech	L	75-78	1514
01/02/2025	at Kentucky	L	69-91	4493
01/05/2025	South Carolina	L	68-95	6164
01/16/2025	at Tennessee	L	73-86	9018



2024-25 Mississippi St. Women's Basketball
Category Leaders
All games

Page 1/3
as of Jan 17, 2025

Points

##	Player	G	Pts	Pts/G
2	Jordan, Jerkaila	19	297	15.6
4	Russell, Eniya	19	251	13.2
15	Okot, Madina	19	220	11.6
21	Powe, Debreasha	17	157	9.2
1	McPhaul, Destiney	17	141	8.3
0	DeShields, Denim	19	98	5.2
24	Montague, Quanirah	19	97	5.1
5	Prater, Chandler	19	96	5.1
14	Thomas, Kayla	19	50	2.6
3	Ward, Terren	13	49	3.8
6	Edwards, Shakirah	10	12	1.2
8	Carriere, Anaisha	6	6	1.0

Scoring Average

##	Player	G	Pts	Pts/G
2	Jordan, Jerkaila	19	297	15.6
4	Russell, Eniya	19	251	13.2
15	Okot, Madina	19	220	11.6
21	Powe, Debreasha	17	157	9.2
1	McPhaul, Destiney	17	141	8.3
0	DeShields, Denim	19	98	5.2
24	Montague, Quanirah	19	97	5.1
5	Prater, Chandler	19	96	5.1
3	Ward, Terren	13	49	3.8
14	Thomas, Kayla	19	50	2.6
6	Edwards, Shakirah	10	12	1.2
8	Carriere, Anaisha	6	6	1.0

Field Goal Percentage

##	Player	FG	Att	Pct
15	Okot, Madina	97	143	.678
14	Thomas, Kayla	20	32	.625
24	Montague, Quanirah	43	80	.538
1	McPhaul, Destiney	47	99	.475
4	Russell, Eniya	99	213	.465
21	Powe, Debreasha	54	123	.439
2	Jordan, Jerkaila	116	272	.426
3	Ward, Terren	16	38	.421
6	Edwards, Shakirah	4	10	.400
5	Prater, Chandler	34	88	.386
0	DeShields, Denim	29	81	.358
8	Carriere, Anaisha	2	6	.333

Field Goal Attempts

##	Player	G	Att	Att/G
2	Jordan, Jerkaila	19	272	14.3
4	Russell, Eniya	19	213	11.2
15	Okot, Madina	19	143	7.5
21	Powe, Debreasha	17	123	7.2
1	McPhaul, Destiney	17	99	5.8

Field Goals Made

##	Player	G	Made	Made/G
2	Jordan, Jerkaila	19	116	6.1
4	Russell, Eniya	19	99	5.2
15	Okot, Madina	19	97	5.1
21	Powe, Debreasha	17	54	3.2
1	McPhaul, Destiney	17	47	2.8

3-Point FG Percentage

##	Player	3FG	Att	Pct
21	Powe, Debreasha	39	87	.448
1	McPhaul, Destiney	16	42	.381
5	Prater, Chandler	12	35	.343
6	Edwards, Shakirah	2	6	.333
0	DeShields, Denim	14	43	.326
4	Russell, Eniya	23	78	.295
2	Jordan, Jerkaila	22	79	.278
8	Carriere, Anaisha	1	4	.250
3	Ward, Terren	3	15	.200

3-Point FG Attempts

##	Player	G	Att	Att/G
21	Powe, Debreasha	17	87	5.1
2	Jordan, Jerkaila	19	79	4.2
4	Russell, Eniya	19	78	4.1
0	DeShields, Denim	19	43	2.3
1	McPhaul, Destiney	17	42	2.5

3-Point FG Made

##	Player	G	Made	Made/G
21	Powe, Debreasha	17	39	2.3
4	Russell, Eniya	19	23	1.2
2	Jordan, Jerkaila	19	22	1.2
1	McPhaul, Destiney	17	16	0.9
0	DeShields, Denim	19	14	0.7



**2024-25 Mississippi St. Women's Basketball
Category Leaders
All games**

Page 2/3
as of Jan 17, 2025

Free Throw Percentage

##	Player	Made	Att	Pct
6	Edwards, Shakirah	2	2	1.000
0	DeShields, Denim	26	30	.867
3	Ward, Terren	14	17	.824
5	Prater, Chandler	16	20	.800
1	McPhaul, Destiney	31	40	.775
21	Powe, Debreasha	10	13	.769
2	Jordan, Jerkaila	43	59	.729
14	Thomas, Kayla	10	14	.714
4	Russell, Eniya	30	50	.600
15	Okot, Madina	26	44	.591
24	Montague, Quanirah	11	19	.579
8	Carriere, Anaisha	1	3	.333

Free Throw Attempts

##	Player	G	Att	Att/G
2	Jordan, Jerkaila	19	59	3.1
4	Russell, Eniya	19	50	2.6
15	Okot, Madina	19	44	2.3
1	McPhaul, Destiney	17	40	2.4
0	DeShields, Denim	19	30	1.6

Free Throws Made

##	Player	G	Made	Made/G
2	Jordan, Jerkaila	19	43	2.3
1	McPhaul, Destiney	17	31	1.8
4	Russell, Eniya	19	30	1.6
15	Okot, Madina	19	26	1.4
0	DeShields, Denim	19	26	1.4

Rebounds

##	Player	G	Reb	Reb/G
15	Okot, Madina	19	170	8.9
2	Jordan, Jerkaila	19	121	6.4
4	Russell, Eniya	19	91	4.8
24	Montague, Quanirah	19	76	4.0
5	Prater, Chandler	19	75	3.9

Assists

##	Player	G	Ast	Ast/G
4	Russell, Eniya	19	81	4.3
0	DeShields, Denim	19	71	3.7
1	McPhaul, Destiney	17	48	2.8
2	Jordan, Jerkaila	19	42	2.2
5	Prater, Chandler	19	25	1.3

Rebounds Average

##	Player	G	Reb	Reb/G
15	Okot, Madina	19	170	8.9
2	Jordan, Jerkaila	19	121	6.4
4	Russell, Eniya	19	91	4.8
24	Montague, Quanirah	19	76	4.0
5	Prater, Chandler	19	75	3.9

Steals

##	Player	G	Stl	Stl/G
2	Jordan, Jerkaila	19	31	1.6
0	DeShields, Denim	19	25	1.3
1	McPhaul, Destiney	17	20	1.2
15	Okot, Madina	19	18	0.9
21	Powe, Debreasha	17	18	1.1

Offensive Rebounds

##	Player	G	OReb	OReb/G
15	Okot, Madina	19	65	3.4
2	Jordan, Jerkaila	19	33	1.7
24	Montague, Quanirah	19	28	1.5
14	Thomas, Kayla	19	20	1.1
4	Russell, Eniya	19	15	0.8

Blocked Shots

##	Player	G	Blk	Blk/G
2	Jordan, Jerkaila	19	18	0.9
15	Okot, Madina	19	18	0.9
21	Powe, Debreasha	17	13	0.8
5	Prater, Chandler	19	7	0.4
14	Thomas, Kayla	19	7	0.4

Defensive Rebounds

##	Player	G	DReb	DReb/G
15	Okot, Madina	19	105	5.5
2	Jordan, Jerkaila	19	88	4.6
4	Russell, Eniya	19	76	4.0
5	Prater, Chandler	19	60	3.2
24	Montague, Quanirah	19	48	2.5

Minutes

##	Player	G	Min	Min/G
2	Jordan, Jerkaila	19	567	29:51
4	Russell, Eniya	19	525	27:37
0	DeShields, Denim	19	513	27:00
21	Powe, Debreasha	17	499	29:22
15	Okot, Madina	19	403	21:13



2024-25 Mississippi St. Women's Basketball
Category Leaders
All games

Page 3/3
as of Jan 17, 2025

Fouls

##	Player	G	PF	PF/G
15	Okot, Madina	19	48	2.5
4	Russell, Eniya	19	38	2.0
1	McPhaul, Destiney	17	35	2.1
2	Jordan, Jerkaila	19	33	1.7
0	DeShields, Denim	19	31	1.6

Turnovers

##	Player	G	TO	TO/G
4	Russell, Eniya	19	61	3.2
0	DeShields, Denim	19	56	2.9
15	Okot, Madina	19	50	2.6
2	Jordan, Jerkaila	19	34	1.8
5	Prater, Chandler	19	34	1.8

Foul Outs

##	Player	G	FO
15	Okot, Madina	19	1
1	McPhaul, Destiney	17	1
5	Prater, Chandler	19	1

2024-25 NCAA TEAM RANKING SUMMARIES (AS OF Jan. 10)

Statistic	National Rank	Conference Rank	Value	National Leader	Value	Conference Leader	Value
Assist/Turnover Ratio (353 ranked)	69	10	1.04	UConn	1.96	Kentucky	1.55
Assists Per Game (353 ranked)	37	7	16.7	Kansas St.	22.8	Oklahoma	22.3
Bench Points Per Game (353 ranked)	86	10	23.3	South Carolina	42.2	South Carolina	42.2
Blocks Per Game (352 ranked)	33	7	4.6	Kentucky	7.4	Kentucky	7.4
Field Goal Percentage (353 ranked)	16	5	47.3	UConn	50.8	LSU	49.2
Field Goal Percentage Defense (353 ranked)	19	5	35.9	Kansas St.	32.2	South Carolina	34.1
Fouls Per Game (353 ranked)	65	3	15.1	Dartmouth	12.1	South Carolina	13.3
Free Throw Attempts Per Game (353 ranked)	191	14	16.37	Michigan St.	24.94	Texas	24.42
Free Throw Percentage (353 ranked)	173	12	70.7	Kent St.	83.5	Kentucky	78.4
Free Throws Made Per Game (353 ranked)	169	15	11.58	Texas	18.47	Texas	18.47
Rebound Margin (353 ranked)	15	5	9.5	UCLA	17.9	LSU	16.3
Rebounds (Defensive) Per Game (353 ranked)	26	5	28.8	Troy	33.9	Oklahoma	33.6
Rebounds (Offensive) Per Game (353 ranked)	116	11	12.7	Grambling	20.3	Tennessee	20.3
Rebounds Per Game (349 ranked)	31	5	41.53	Troy	50.33	LSU	48.68
Scoring Defense (353 ranked)	92	7	60.2	Kansas St.	51.1	Ole Miss	52.4
Scoring Margin (349 ranked)	34	10	17.4	Kansas St.	32.2	Texas	31.7
Scoring Offense (353 ranked)	35	11	77.6	Tennessee	95.8	Tennessee	95.8
Steals Per Game (353 ranked)	186	12	8.1	Longwood	15.3	Tennessee	14.1
Three Point Attempts Per Game (353 ranked)	149	7	20.9	Tennessee	35.4	Tennessee	35.4
Three Point Percentage (353 ranked)	103	9	33.2	Notre Dame	42.9	Missouri	38.0
Three Point Percentage Defense (353 ranked)	146	10	29.9	Bradley	22.4	Kentucky	25.3
Three Pointers Per Game (353 ranked)	108	7	6.9	Tennessee	12.0	Tennessee	12.0
Turnover Margin (353 ranked)	136	10	1.00	Ohio St.	11.65	Tennessee	11.53
Turnovers Forced Per Game (353 ranked)	166	10	17.16	Longwood	26.42	Tennessee	26.06
Turnovers Per Game (353 ranked)	156	11	16.2	Minnesota	9.7	South Carolina	12.4
Winning Percentage (352 ranked)	43	8	78.9	LSU Ohio St. UCLA	100.0 100.0 100.0	LSU	100.0

2024-25 NCAA INDIVIDUAL RANKING SUMMARIES (AS OF Jan. 17)

Statistic	Player	National Rank	Conference Rank	Value	National Leader	Value	Conference Leader	Value
Assist/Turnover Ratio (250 ranked)	Eniya Russell Denim DeShields	188 203	14 16	1.33 1.27	Kaylah Ivey, Boston College	3.66	Rori Harmon, Texas	3.38
Assists (145 ranked)	Eniya Russell Denim DeShields	53 98	7 9	81 71	Serena Sundell, Kansas St.	145	Georgia Amoores, Kentucky	119
Assists Per Game (250 ranked)	Eniya Russell Denim DeShields	91 162	7 13	4.3 3.7	Serena Sundell, Kansas St.	7.6	Georgia Amoores, Kentucky	7.4
Blocks (136 ranked)					Sedona Prince, TCU	64	Clara Strack, Kentucky	41
Blocks Per Game (250 ranked)	Jerkaila Jordan Madina Okot	220 220	18 18	0.95 0.95	Sedona Prince, TCU	3.56	Clara Strack, Kentucky	2.56
Double Doubles (41 ranked)	Madina Okot	41	6	6	Aneesah Morrow, LSU	17	Aneesah Morrow, LSU	17
Field Goal Attempts (150 ranked)	Jerkaila Jordan	25	6	272	Grace Larkins, South Dakota	357	Izzy Higginbottom, Arkansas	320
Field Goal Percentage (250 ranked)	Madina Okot Eniya Russell Jerkaila Jordan	2 146 215	1 18 22	67.8 46.5 42.6	Jordana Reisma, Cleveland St.	68.7	Madina Okot, Mississippi St.	67.8
Field Goals (148 ranked)	Jerkaila Jordan Eniya Russell Madina Okot	55 120 135	10 16 17	116 99 97	Audi Crooks, Iowa St.	177	Khamil Pierre, Vanderbilt	165
Free Throw Attempts (150 ranked)					S'Mya Nichols, Kansas	176	Izzy Higginbottom, Arkansas	151
Free Throw Percentage (250 ranked)					VianÃ Cumber, New Mexico	98.0	Mikaylah Williams, LSU	94.1
Free Throws (147 ranked)					S'Mya Nichols, Kansas	146	Izzy Higginbottom, Arkansas	136
Minutes Per Game (150 ranked)					Mackenzie Amalia, Eastern Mich.	38.18	Georgia Amoores, Kentucky	35.37
Points (199 ranked)	Jerkaila Jordan Eniya Russell	71 178	11 20	297 251	Izzy Higginbottom, Arkansas	466	Izzy Higginbottom, Arkansas	466
Points Per Game (250 ranked)	Jerkaila Jordan	144	13	15.6	Ta'Niya Latson, Florida St.	26.4	Izzy Higginbottom, Arkansas	24.5
Rebounds (146 ranked)	Madina Okot	24	4	170	Aneesah Morrow, LSU	274	Aneesah Morrow, LSU	274
Rebounds (Defensive) Per Game (30 ranked)					Laura Ziegler, Saint Joseph's	9.6	Aneesah Morrow, LSU	9.3
Rebounds (Offensive) Per Game (30 ranked)					Gift Uchenna, Southern Ill.	5.6	Aneesah Morrow, LSU	5.1
Rebounds Per Game (249 ranked)	Madina Okot	58	6	8.9	Aneesah Morrow, LSU	14.4	Aneesah Morrow, LSU	14.4
Steals (150 ranked)					Kiki McIntyre, Longwood	75	Talaysia Cooper, Tennessee	60
Steals Per Game (249 ranked)					Megan McConnell, Duquesne	4.24	Talaysia Cooper, Tennessee	3.53
Three Point Attempts (145 ranked)					Madison Conner, TCU	163	Aaliyah Nye, Alabama	152
Three Point Percentage (178 ranked)	Debreasha Powe	15	2	44.8	Kayba Laube, UNI	51.9	Dazia Lawrence, Kentucky	45.7
Three Pointers (147 ranked)	Debreasha Powe	80	10	39	Madison Conner, TCU	74	Aaliyah Nye, Alabama	66
Three Pointers Per Game (248 ranked)	Debreasha Powe	88	11	2.29	Alyssa Durazo-Frescas, Grand Canyon	4.06	Aaliyah Nye, Alabama	3.47
Triple Doubles (5 ranked)					Olivia Miles, Notre Dame	3	Liv McGill, Florida Payton Verhulst, Oklahoma	1 1

2024-25 POINTS - REBOUNDS - ASSISTS STATISTICS

Opponent	Date	Score		0	1	2	3	4	5	6	8	14	15	21
				DESHIELDS,	MCPHAUL,DE	JORDAN,JER	WARD,TERRE	RUSSELL,ENI	PRATER,CHA	EDWARDS,SH	CARRIERE,A	THOMAS,KAY	OKOT,MADIN	POWE,DEBRE
Memphis	11/07/2024	100-56	W	9-1-2	11-4-3	2-6-3	0-1-0	26-3-1	9-9-1	4-0-0	2-2-0	2-1-1	14-17-0	16-7-4
Alcorn	11/10/2024	73-45	W	5-1-2	15-2-2	20-7-4	DNP	8-10-2	5-7-0	0-0-0	DNP	5-2-0	1-6-0	9-3-2
Alabama St.	11/13/2024	83-29	W	0-2-4	7-3-0	5-8-2	14-8-1	16-1-8	3-1-2	0-0-1	0-0-0	1-0-0	17-12-1	14-6-2
Chattanooga	11/17/2024	69-44	W	10-3-3	4-1-1	12-8-2	0-1-0	19-7-4	0-3-2	DNP	0-0-0	4-2-1	12-6-0	8-2-0
Mercer	11/20/2024	81-44	W	3-1-5	8-4-2	15-11-5	4-3-0	8-6-6	3-3-3	0-1-2	0-0-0	4-0-0	15-8-2	13-5-1
vs Jacksonville	11/24/2024	80-35	W	2-2-4	6-4-4	12-10-2	9-7-0	12-3-3	1-3-1	0-0-0	0-0-0	4-4-0	11-7-0	6-5-2
vs Utah	11/28/2024	66-62	W	6-2-6	0-2-3	9-2-3	0-0-0	13-4-4	4-6-0	DNP	DNP	2-1-0	15-8-0	13-4-0
vs South Fla.	11/29/2024	59-52	W	4-1-5	3-0-1	20-6-2	0-0-0	10-7-3	0-2-0	DNP	DNP	3-3-0	6-5-0	7-2-0
at Georgia Tech	12/04/2024	75-78	L	5-3-3	DNP	25-5-2	DNP	18-9-9	10-6-3	DNP	DNP	2-0-0	6-5-0	9-6-0
at Chicago St.	12/08/2024	102-42	W	4-1-7	DNP	21-5-3	DNP	17-5-5	14-5-4	8-2-0	DNP	4-3-0	18-11-0	8-1-4
vs Belmont	12/14/2024	73-70	W	7-4-1	13-2-2	24-15-1	0-0-0	11-3-3	0-1-0	DNP	DNP	0-0-0	11-15-0	5-2-1
at ULM	12/17/2024	78-70	W	3-0-6	3-3-5	23-4-2	2-2-0	2-2-1	6-3-2	DNP	DNP	5-1-0	15-14-2	13-1-2
at UMES	12/20/2024	70-52	W	8-2-1	6-4-3	6-4-4	4-1-1	16-10-6	4-3-3	0-0-0	DNP	0-0-0	26-7-0	DNP
South Carolina St.	12/29/2024	95-47	W	8-2-9	14-4-4	10-4-3	12-4-0	11-0-6	14-8-0	0-1-2	4-0-0	4-3-0	16-6-2	DNP
at Kentucky	01/02/2025	69-91	L	5-1-3	10-6-6	17-5-0	2-2-0	13-6-2	5-4-1	DNP	DNP	0-2-1	4-2-0	0-1-0
South Carolina	01/05/2025	68-95	L	2-2-3	14-3-2	24-6-0	2-1-0	12-4-1	2-2-1	0-0-0	DNP	0-0-0	4-8-0	3-2-1
Oklahoma	01/09/2025	81-77	W	9-4-2	10-1-1	24-6-3	DNP	12-4-3	2-3-0	DNP	DNP	6-3-0	6-10-1	8-3-1
at Georgia	01/12/2025	79-68	W	5-4-2	6-2-2	11-7-1	DNP	21-6-9	8-3-2	DNP	DNP	0-1-0	19-12-0	9-1-0
at Tennessee	01/16/2025	73-86	L	3-0-3	11-6-7	17-2-0	DNP	6-1-5	6-3-0	0-0-0	DNP	4-1-0	4-11-0	16-1-2

Opponent	Date	Score		24
				MONTAGUE,Q
Memphis	11/07/2024	100-56	W	5-8-0
Alcorn	11/10/2024	73-45	W	5-2-0
Alabama St.	11/13/2024	83-29	W	6-5-1
Chattanooga	11/17/2024	69-44	W	0-1-0
Mercer	11/20/2024	81-44	W	8-3-0
vs Jacksonville	11/24/2024	80-35	W	17-7-1
vs Utah	11/28/2024	66-62	W	4-5-2
vs South Fla.	11/29/2024	59-52	W	6-8-0
at Georgia Tech	12/04/2024	75-78	L	0-0-0
at Chicago St.	12/08/2024	102-42	W	8-11-2
vs Belmont	12/14/2024	73-70	W	2-2-0
at ULM	12/17/2024	78-70	W	6-6-0
at UMES	12/20/2024	70-52	W	0-1-1
South Carolina St.	12/29/2024	95-47	W	2-1-1
at Kentucky	01/02/2025	69-91	L	13-5-0
South Carolina	01/05/2025	68-95	L	5-1-0
Oklahoma	01/09/2025	81-77	W	4-4-2
at Georgia	01/12/2025	79-68	W	0-4-1
at Tennessee	01/16/2025	73-86	L	6-2-0

Team Box Score Extended

No.	Player	Total				3-Point		F-Throw		Rebounds																	
		GP-GS	MIN	AVG	FG-FGA	FG%	3FG-3FGA	3FG%	FT-FTA	FT%	OFF	DEF	TOT	AVG	PF	DQ	A	A/G	TO	TO/G	A/TO	BLK	BLK/G	STL	STL/G	PTS	AVG
2	JORDAN, Jerkaila	19-19	567:11	29.9	116-272	.426	22-79	.278	43-59	.729	33	88	121	6.4	33	0	42	2.21	34	1.79	1.24	18	0.95	31	1.63	297	15.6
4	RUSSELL, Eniya	19-18	524:41	27.6	99-213	.465	23-78	.295	30-50	.600	15	76	91	4.8	38	0	81	4.26	61	3.21	1.33	4	0.21	13	0.68	251	13.2
15	OKOT, Madina	19-19	403:12	21.2	97-143	.678	0-0	.000	26-44	.591	65	105	170	8.9	48	1	8	0.42	50	2.63	0.16	18	0.95	18	0.95	220	11.6
21	POWE, Debreasha	17-17	499:17	29.4	54-123	.439	39-87	.448	10-13	.769	12	40	52	3.1	23	0	22	1.29	14	0.82	1.57	13	0.76	18	1.06	157	9.2
1	MCPHAUL, Destiney	17-1	398:53	23.5	47-99	.475	16-42	.381	31-40	.775	5	46	51	3.0	35	1	48	2.82	30	1.76	1.60	5	0.29	20	1.18	141	8.3
0	DESHIELDS, Denim	19-19	513:02	27.0	29-81	.358	14-43	.326	26-30	.867	11	25	36	1.9	31	0	71	3.74	56	2.95	1.27	2	0.11	25	1.32	98	5.2
24	MONTAGUE, Qunirah	19-0	231:35	12.2	43-80	.538	0-8	.000	11-19	.579	28	48	76	4.0	20	0	11	0.58	12	0.63	0.92	6	0.32	10	0.53	97	5.1
5	PRATER, Chandler	19-2	352:01	18.5	34-88	.386	12-35	.343	16-20	.800	15	60	75	3.9	30	1	25	1.32	34	1.79	0.74	7	0.37	13	0.68	96	5.1
3	WARD, Terren	13-0	112:54	8.7	16-38	.421	3-15	.200	14-17	.824	10	20	30	2.3	11	0	2	0.15	6	0.46	0.33	4	0.31	3	0.23	49	3.8
14	THOMAS, Kayla	19-0	142:21	7.5	20-32	.625	0-0	.000	10-14	.714	20	7	27	1.4	13	0	3	0.16	4	0.21	0.75	7	0.37	1	0.05	50	2.6
6	EDWARDS, Shakirah	10-0	44:11	4.4	4-10	.400	2-6	.333	2-2	1.000	1	3	4	0.4	3	0	5	0.50	5	0.50	1.00	3	0.30	2	0.20	12	1.2
8	CARRIERE, Anaisha	6-0	10:38	1.8	2-6	.333	1-4	.250	1-3	.333	2	0	2	0.3	1	0	0	0.00	1	0.17	0.00	0	0.00	0	0.00	6	1.0
Total		19	3800		561-1185	.473	132-397	.332	220-311	.707	241	548	789	41.5	286	3	318	16.74	307	16.16	1.04	87	4.58	154	8.11	1474	77.6
Opponents		19	3800		402-1121	.359	134-448	.299	205-274	.748	187	422	609	32.1	327	5	231	12.16	326	17.16	0.71	38	2.00	142	7.47	1143	60.2

Score by Periods

Team	1st	2nd	3rd	4th	OT	TOT
Mississippi St.	379	346	372	377	0	1474
Opponents	259	281	272	331	0	1143

2024-25 GAME-BY-GAME TEAM STATISTICS

	W/L	REC	1ST	2ND	3RD	4TH	OT	PTS	MAR	FG-FGA	FG%	3FG-3FGA	3FG%	FT-FTA	FT%	O-D-REB	MAR	PF	AST	TO	STL	BLK	ATT
MISSISSIPPI STATE	W, 100-56	1-0	23	13	34	30		100	+44	37-73	50.7	8-24	33.3	18-25	72.0	23-38-61	+28	19	15	13	7	9	4,971
Memphis 11/7			13	12	19	12		56		19-70	27.1	8-29	27.6	10-17	58.8	17-16-33		23	8	14	4	4	
MISSISSIPPI STATE	W, 73-45	2-0	26	18	22	7		73	+28	26-56	46.4	7-19	36.8	14-19	73.7	11-31-42	+13	15	12	20	11	6	4,504
Alcorn State 11/10			18	5	9	13		45		15-53	28.3	6-19	31.6	9-14	64.3	9-20-29		22	11	21	7	1	
MISSISSIPPI STATE	W, 83-29	3-0	25	18	17	23		83	+54	30-64	46.9	11-28	39.3	12-17	70.6	18-30-48	+19	10	22	17	15	1	6,585
Alabama State 11/13			7	9	1	12		29		11-49	22.4	4-22	18.2	3-5	60.0	9-20-29		16	5	26	7	1	
MISSISSIPPI STATE	W, 69-44	4-0	16	13	22	18		69	+25	23-55	41.8	3-17	17.6	20-21	95.2	12-28-40	+3	14	13	12	7	5	4,037
Chattanooga 11/17			8	16	7	13		44		16-59	27.1	7-29	24.1	5-9	55.6	17-20-37		17	7	19	4	2	
MISSISSIPPI STATE	W, 81-44	5-0	21	17	32	11		81	+37	33-63	52.4	10-22	45.5	5-10	50.0	11-37-48	+21	12	26	16	9	6	4,003
Mercer 11/20			10	8	7	19		44		15-54	27.8	1-17	5.9	13-15	86.7	4-23-27		14	9	16	7	2	
MISSISSIPPI STATE	W, 80-35	6-0	17	15	27	21		80	+45	30-66	45.5	3-23	13.0	17-22	77.3	20-37-57	+30	16	17	14	8	7	1,310
vs. Jacksonville 11/24			9	10	7	9		35		10-53	18.9	1-18	5.6	14-22	63.6	8-19-27		22	7	18	2	0	
MISSISSIPPI STATE	W, 66-62	7-0	26	17	11	12		66	+4	24-52	46.2	7-19	36.8	11-16	68.8	10-28-38	+9	22	18	22	9	3	802
vs. Utah 11/28			11	11	15	25		62		20-55	36.4	8-32	25.0	14-18	77.8	9-20-29		18	12	20	8	1	
MISSISSIPPI STATE	W, 59-52	8-0	13	16	14	16		59	+7	22-57	38.6	2-13	15.4	13-18	72.2	8-27-35	-6	15	11	11	6	4	1,034
vs. South Florida 11/29			16	15	8	13		52		22-60	36.7	4-16	25.0	4-8	50.0	11-30-41		18	16	18	5	4	
MISSISSIPPI STATE	L, 75-78	8-1	18	21	18	18		75	-3	32-59	54.2	7-17	41.2	4-6	66.7	3-35-38	+3	11	17	17	4	3	1,514
at Georgia Tech 12/4			16	18	23	21		78		30-79	38.0	12-38	31.6	6-6	100.0	12-23-35		11	14	6	12	2	
MISSISSIPPI STATE	W, 102-42	9-1	31	32	22	17		102	+60	41-75	54.7	13-30	43.3	7-9	77.8	20-29-49	+23	9	25	17	10	9	235
at Chicago State 12/8			9	8	16	9		42		17-59	28.8	2-23	8.7	6-8	75.0	12-14-26		15	3	23	9	2	
MISSISSIPPI STATE	W, 73-70	10-1	9	15	17	32		73	+3	29-63	46.0	3-19	15.8	12-21	57.1	17-30-47	+21	17	8	19	1	1	3,846
vs. Belmont 12/14			19	10	20	21		70		22-56	39.3	9-29	31.0	17-21	81.0	5-21-26		23	12	12	8	1	
MISSISSIPPI STATE	W, 78-70	11-1	20	18	20	20		78	+8	30-56	53.6	6-15	40.0	12-17	70.6	11-28-39	+9	17	20	20	7	7	1,095
at ULM 12/17			19	18	16	17		70		23-64	35.9	7-23	30.4	17-21	81.0	13-17-30		17	14	14	10	2	
MISSISSIPPI STATE	W, 70-52	12-1	18	19	14	19		70	+18	30-63	47.6	4-22	18.2	6-11	54.5	9-25-34	0	15	19	15	10	5	400
at UMES 12/20			14	15	10	13		52		19-50	38.0	5-17	29.4	9-14	64.3	8-26-34		15	13	25	9	2	
MISSISSIPPI STATE	W, 95-47	13-1	23	30	20	22		95	+48	38-64	59.4	11-25	44.0	8-13	61.5	14-19-33	+17	14	27	16	16	1	4,271
SCSU 12/29			10	13	12	12		47		18-38	47.4	5-11	45.5	6-9	66.7	2-14-16		13	8	28	8	0	
MISSISSIPPI STATE	L, 69-91	13-2	16	19	16	18		69	-22	26-73	35.6	4-15	26.7	13-18	72.2	14-22-36	-4	20	13	10	7	3	4,493
at Kentucky 1/2			25	24	18	24		91		26-55	47.3	18-33	54.5	21-25	84.0	8-32-40		18	23	14	4	10	
MISSISSIPPI STATE	L, 68-95	13-3	22	12	11	23		68	-27	27-58	46.6	4-11	36.4	10-13	76.9	8-22-30	-3	17	8	20	5	4	6,164
South Carolina 1/5			13	29	26	27		95		35-65	53.8	10-21	47.6	15-17	88.2	9-24-33		13	20	9	8	3	
MISSISSIPPI STATE	W, 81-77	14-3	21	12	20	28		81	+4	28-71	39.4	7-26	26.9	18-23	78.3	10-29-39	-5	14	13	11	13	2	4,316
Oklahoma 1/9			11	21	17	28		77		28-62	45.2	8-26	30.8	13-16	81.3	7-37-44		21	20	21	9	1	
MISSISSIPPI STATE	W, 79-68	15-3	19	22	13	25		79	+11	28-58	48.3	14-29	48.3	9-17	52.9	13-29-42	+9	16	17	17	2	7	3,410
at Georgia 1/12			14	13	20	21		68		24-67	35.8	7-19	36.8	13-14	92.9	11-22-33		18	14	9	12	0	
MISSISSIPPI STATE	L, 73-86	15-4	15	19	22	17		73	-13	27-59	45.8	8-23	34.8	11-15	73.3	9-24-33	-7	13	17	20	7	4	9,018
at Tennessee 1/16			17	26	21	22		86		32-73	43.8	12-26	46.2	10-14	71.4	16-24-40		13	15	12	9	0	

2024-25 GAME-BY-GAME STATISTIC LEADERS

	RESULT	POINTS	REBOUNDS	ASSISTS	STEALS	BLOCKS	MINUTES
Memphis 11/7	100-56 (+44)	26 - Russell	17 - Okot	4 - Powe	3 - McPhaul	3 - Okot, Powe	31 - Powe
Alcorn State 11/10	73-45 (+28)	20 - Jordan	10 - Russell	4 - Jordan	2 - Jordan, Okot, Powe, Prater	2 - Okot, Thomas	35 - Powe
Alabama State 11/13	83-29 (+54)	17 - Okot	12 - Okot	8 - Russell	5 - Okot	1 - Ward	26 - Russell
Chattanooga 11/17	69-44 (+25)	19 - Russell	8 - Jordan	4 - Russell	2 - Jordan, Powe	1 - DeShields, Jordan, Montague, Powe, Ward	33 - Jordan
Mercer 11/20	81-44 (+37)	15 - Jordan, Okot	11 - Jordan	6 - Russell	3 - DeShields, Russell	2 - Okot	25 - Powe
vs. Jacksonville 11/24	80-35 (+45)	17 - Montague	10 - Jordan	4 - DeShields, McPhaul	3 - Jordan	2 - Powe	27 - DeShields, McPhaul, Powe
vs. Utah 11/28	66-62 (+4)	15 - Okot	8 - Okot	6 - DeShields	3 - Powe	2 - Okot	39 - Jordan
vs. South Florida 11/29	59-52 (+7)	20 - Jordan	8 - Montague	5 - DeShields	2 - Montague, Prater	2 - Powe	34 - Jordan
at Georgia Tech 12/4	75-78 (-3)	25 - Jordan	9 - Russell	9 - Russell	2 - Jordan	1 - DeShields, Jordan, Okot	40 - Powe
at Chicago State 12/8	102-42 (+60)	21 - Jordan	11 - Montague, Okot	7 - DeShields	3 - Jordan	5 - Jordan	30 - Jordan
vs. Belmont 12/14	73-70 (+3)	24 - Jordan	15 - Jordan	3 - Russell	1 - Jordan	1 - Jordan	35 - Powe
at ULM 12/17	78-70 (+8)	23 - Jordan	14 - Okot	4 - DeShields	3 - Okot	3 - Jordan	33 - Powe, DeShields
at UMS 12/20	70-52 (+18)	26 - Okot	10 - Russell	6 - Russell	3 - Jordan	2 - McPhaul, Jordan	31 - McPhaul
SCSU 12/29	95-47 (+48)	16 - Okot	8 - Prater	9 - DeShields	5 - McPhaul	1 - Russell	30 - Prater
at Kentucky 1/2	69-91 (-22)	17 - Jordan	6 - Russell, McPhaul	6 - McPhaul	2 - Jordan, McPhaul	2 - Prater	30 - Russell
South Carolina 1/5	68-95 (-27)	24 - Jordan	8 - Okot	3 - DeShields	2 - DeShields, McPhaul	2 - Okot	32 - Jordan
Oklahoma 1/9	81-77 (+4)	24 - Jordan	10 - Okot	3 - Jordan, Russell	5 - DeShields	1 - Jordan, McPhaul	35 - Jordan
at Georgia 1/12	79-68 (+11)	21 - Russell	12 - Okot	9 - Russell	2 - Montague	2 - Powe, Prater	38 - Russell
at Tennessee 1/16	73-86 (-13)	17 - Jordan	11 - Okot	7 - McPhaul	2 - Jordan	2 - Okot	36 - Jordan

2024-25 GAMES LED IN

POINTS	REBOUNDS	ASSISTS	STEALS	BLOCKS	MINUTES
Jordan11 (7-4)	Okot.....9 (7-2)	Russell8 (7-1)	Jordan9 (6-3)	Jordan7 (6-1)	Jordan7 (5-2)
Okot.....5 (5-0)	Jordan4 (4-0)	DeShields.....7 (6-1)	McPhaul4 (2-2)	Okot.....7 (4-3)	Powe.....6 (5-1)
Russell3 (3-0)	Russell4 (2-2)	McPhaul3 (1-2)	Powe.....3 (3-0)	Powe.....5 (5-0)	Russell3 (2-1)
Montague.....1 (1-0)	Montague.....2 (2-0)	Jordan2 (2-0)	Okot.....3 (3-0)	DeShields.....2 (1-1)	McPhaul2 (2-0)
	Prater1 (1-0)	Powe.....1 (1-0)	DeShields.....3 (2-1)	Ward.....2 (2-0)	DeShields.....1 (1-0)
	McPhaul1 (0-1)		Prater2 (2-0)	McPhaul2 (2-0)	Prater1 (1-0)
			Montague.....2 (2-0)	Prater2 (1-1)	
			Russell1 (1-0)	Montague.....1 (1-0)	
				Thomas.....1 (1-0)	
				Russell1 (1-0)	

2024-25 PLUS/MINUS RATIO BREAKDOWN

	RESULT	DESHIELDS	MCPHAUL	JORDAN	WARD	RUSSELL	PRATER	EDWARDS	CARRIERE	OKOT	THOMAS	MONTAGUE	POWE
Memphis 11/7	100-56 (+44)	+29	+20	+12	+4	+30	+21	+11	+4	+18	+12	+23	+36
Alcorn State 11/10	73-45 (+28)	+21	+18	+20	-	+15	+13	+2	-	0	+21	+11	+19
Alabama State 11/13	83-29 (+54)	+50	+9	+37	+10	+54	+5	+1	-3	+44	+9	+1	+53
Chattanooga 11/17	69-44 (+25)	+21	+4	+27	-5	+22	0	-	0	+19	+4	+2	+31
Mercer 11/20	81-44 (+37)	+38	+6	+40	-7	+29	+11	-4	-6	+36	-10	+13	+39
vs. Jacksonville 11/24	80-35 (+45)	+30	+29	+34	+9	+27	+1	+11	+2	+20	+9	+23	+30
vs. Utah 11/28	66-62 (+4)	+3	+3	0	-1	+2	+6	-	-	+1	+3	0	+3
vs. South Florida 11/29	59-52 (+7)	+1	+9	+2	-2	+8	+1	-	-	-3	0	+10	+9
at Georgia Tech 12/4	75-78 (-3)	-6	-	-2	-	+9	-6	-	-	0	-5	-2	-3
at Chicago State 12/8	102-42 (+60)	+39	-	+55	-	+54	+30	+10	-	+31	+20	+23	+38
vs. Belmont 12/14	73-70 (+3)	0	+5	+12	-6	+11	-18	-	-	+7	-1	-5	+10
at ULM 12/17	78-70 (+8)	+8	+8	+7	+1	-2	-3	-	-	+9	-1	0	+13
at UMES 12/20	70-52 (+18)	+25	+14	+10	+5	+10	+8	0	-	+12	+2	+4	-
SCSU 12/29	95-47 (+48)	+33	+32	+31	+22	+27	+36	+6	+5	+22	+12	+14	-
at Kentucky 1/2	69-91 (-22)	-7	-11	-17	-5	-26	+2	-	-	-10	-7	-5	-24
South Carolina 1/5	68-95 (-27)	-11	-22	-31	-2	-21	-14	0	-	-12	-5	-10	-7
Oklahoma 1/9	81-77 (+4)	-3	+7	+5	-	+3	+6	-	-	+8	0	-6	0
at Georgia 1/12	79-68 (+11)	-3	+16	+6	-	+15	+2	-	-	-1	-2	+14	+8
at Tennessee 1/16	73-86 (-13)	-12	-11	-13	-	-10	-5	+2	-	-8	-3	-6	-10
TOTALS		+256	+136	+235	+23	+257	+96	+39	+2	+193	+58	+104	+245
GAMES LED IN		2 (2-0)	1 (1-0)	4 (4-0)		2 (1-1)	3 (2-1)	2 (0-2)		1 (1-0)	1 (1-0)	1 (1-0)	3 (3-0)

2024-25 LEAD BREAKDOWN

	FIRST HALF			SECOND HALF/OT			FINAL			LARGEST		TIMES TIED	LEAD CHANGES	LED	TIME		BEST RUN
	MSU	OPP	MAR	MSU	OPP	MAR	MSU	OPP	MAR	LEAD	DEFICIT				TRAILED	TIED	
Memphis 11/7	36	25	+11	64	31	+33	100	56	+44	44 (4th, 0:08)	-	-	-	38:43	-	1:17	10 (4th, 5:56)
Alcorn State 11/10	44	23	+21	29	22	+7	73	45	+28	35 (4th, 8:21)	3 (1st, 8:54)	1	3	34:53	3:28	1:39	16 (2nd, 2:32)
Alabama State 11/13	43	16	+27	40	13	+27	83	29	+54	57 (4th, 4:43)	-	-	-	39:23	0:37	-	19 (4th, 6:46)
Chattanooga 11/17	29	24	+5	40	20	+20	69	44	+25	27 (4th, 2:37)	3 (1st, 8:41)	3	3	35:18	2:16	2:26	19 (2nd, 5:55)
Mercer 11/20	38	18	+20	43	26	+17	81	44	+37	45 (3rd, 0:10)	-	-	-	39:05	-	0:55	12 (3rd, 6:16)
vs. Jacksonville 11/24	32	19	+13	48	16	+32	80	35	+45	45 (4th, 0:25)	-	-	-	38:18	-	1:42	9 (3rd, 7:30)
vs. Utah 11/28	43	22	+21	23	40	-17	66	62	+4	24 (3rd, 7:09)	5 (1st, 9:04)	-	3	36:02	3:29	0:29	15 (4th, 1:23)
vs. South Florida 11/29	29	31	-2	30	21	+9	59	52	+7	7 (4th, 3:27)	6 (2nd, 9:11)	9	4	15:00	18:47	6:13	8 (3rd, 2:54)
at Georgia Tech 12/4	39	34	+5	36	44	-8	75	78	-3	7 (1st, 6:48)	5 (3rd, 4:33)	5	17	24:38	10:55	4:27	7 (1st, 6:48)
at Chicago State 12/8	63	17	+46	39	25	+14	102	42	+60	62 (4th, 3:39)	-	-	-	39:46	-	0:14	18 (2nd, 0:00)
vs. Belmont 12/14	24	29	-5	49	41	+8	73	70	+3	7 (4th, 2:38)	11 (3rd, 2:12)	6	4	9:09	28:28	2:23	10 (4th, 7:39)
at ULM 12/17	38	37	+1	40	33	+7	78	70	+8	12 (3rd, 3:48)	1 (1st, 0:52)	5	6	34:58	1:12	3:50	8 (2nd, 2:18)
at UMES 12/20	37	29	+8	33	23	+10	70	52	+18	20 (4th, 1:41)	-	0	0	38:58	-	1:02	9 (1st, 4:25)
SCSU 12/29	53	23	+30	42	24	18	85	47	+48	48 (4th, 0:01)	2 (1st, 9:19)	1	1	38:09	00:25	1:26	10 (4th, 6:56)
at Kentucky 1/2	35	49	-14	34	42	-7	69	91	-22	-	25 (3rd, 6:29)	0	0	0:00	39:34	0:26	7 (3rd, 5:05)
South Carolina	34	42	-8	34	53	-19	68	95	-27	11 (2nd, 6:48)	29 (4th, 0:53)	1	6	14:14	23:29	3:27	6 (1st, 5:28)
Oklahoma 1/9	33	32	+1	48	45	+3	81	77	+4	14 (2nd, 6:59)	4 (1st, 7:03)	8	11	26:03	11:09	3:48	9 (4th, 9:45)
at Georgia 1/12	41	27	+14	38	41	-3	79	68	+11	15 (2nd, 1:02)	3 (1st, 4:25)	1	4	35:59	3:13	0:48	14 (2nd, 1:02)
at Tennessee 1/16	34	43	-9	39	43	-4	73	86	-13	5 (1st, 5:07)	15 (4th, 7:54)	2	4	5:26	30:41	3:53	9 (1st, 5:07)

2024-25 STARTING LINEUP BREAKDOWNS

STARTING LINEUPS BY GAME

Memphis 11/7	DeShields	Jordan	Russell	Powe	Okot
Alcorn State 11/10	DeShields	Jordan	Russell	Powe	Okot
Alabama State 11/13	DeShields	Jordan	Russell	Powe	Okot
Chattanooga 11/17	DeShields	Jordan	Russell	Powe	Okot
Mercer 11/20	DeShields	Jordan	Russell	Powe	Okot
vs. Jacksonville 11/24	DeShields	Jordan	Russell	Powe	Okot
vs. Utah 11/28	DeShields	Jordan	Russell	Powe	Okot
vs. South Florida 11/29	DeShields	Jordan	Russell	Powe	Okot
at Georgia Tech 12/4	DeShields	Jordan	Russell	Powe	Okot
at Chicago State 12/8	DeShields	Jordan	Russell	Powe	Okot
vs. Belmont 12/14	DeShields	Jordan	Russell	Powe	Okot
at ULM 12/17	DeShields	Jordan	Russell	Powe	Okot
at UMES 12/20	DeShields	McPhaul	Jordan	Prater	Okot
SCSU 12/29	DeShields	Jordan	Russell	Prater	Okot
at Kentucky 1/2	DeShields	Jordan	Russell	Powe	Okot
South Carolina 1/5	DeShields	Jordan	Russell	Powe	Okot
Oklahoma 1/9	DeShields	Jordan	Russell	Powe	Okot
at Georgia 1/12	DeShields	Jordan	Russell	Powe	Okot
at Tennessee 1/16	DeShields	Jordan	Russell	Powe	Okot

STARTING LINEUPS WIN/LOSS

13-4	DeShields	Jordan	Russell	Powe	Okot
1-0	DeShields	McPhaul	Jordan	Prater	Okot
1-0	DeShields	Jordan	Russell	Prater	Okot

STARTERS/BENCH POINTS PRODUCTION

	MISSISSIPPI STATE		OPPONENT	
	STARTERS	BENCH	STARTERS	BENCH
Memphis 11/7	67	33	44	12
Alcorn State 11/10	43	30	24	21
Alabama State 11/13	52	31	5	24
Chattanooga 11/17	61	8	34	10
Mercer 11/20	54	27	38	6
vs. Jacksonville 11/24	43	37	23	12
vs. Utah 11/28	56	10	50	12
vs. South Florida 11/29	48	11	41	11
at Georgia Tech 12/4	63	12	48	30
at Chicago State 12/8	68	34	26	16
vs. Belmont 12/14	58	15	58	12
at ULM 12/17	56	22	44	26
at UMES 12/20	50	20	41	11
SCSU 12/29	59	36	21	26
at Kentucky 1/2	39	30	86	5
South Carolina 1/5	45	23	54	41
Oklahoma 1/9	59	22	53	24
at Georgia 1/12	65	14	56	12
at Tennessee 1/16	46	27	63	23
TOTALS	1032	442	809	334
AVERAGES	54.3	23.3	42.6	17.6

2024-25 MISCELLANEOUS STATISTICS

JUMP BALLS WON

Mississippi State	15 (13-2)
Opponents	4 (2-2)
Overtime	

SCORING SUMMARY

ALL GAMES

	1ST	2ND	3RD	4TH	OT	TOTAL
Mississippi State	379 (+120)	346 (+65)	372 (+100)	377 (+46)		1,474 (+331)
Opponents	259	281	272	331		1,143

SEC GAMES

	1ST	2ND	3RD	4TH	OT	TOTAL
Mississippi State	93 (+13)	84 (-29)	82 (-20)	111 (-11)		370 (-47)
Opponents	80	113	102	122		417

WIN/LOSS MARGIN

	1	2	3	4	5	6	7	8	9	10-14	15-19	20+
Wins	-	-	1	1	-	-	-	1	-	1	1	10
Losses	-	-	1	-	-	-	-	-	-	1	-	2

LEADS AND DEFICITS

Largest Lead After First Quarter	22 (31-9), at Chicago State, 12/8/24
Largest Halftime Lead	46 (63-17), at Chicago State, 12/8/24
Largest Halftime Lead Blown	5 (39-34), at Georgia Tech, 12/4/24
Largest Halftime Deficit	14, (35-49), at Kentucky, 1/2/25
Largest Halftime Deficit Overcome	5, (24-29), vs. Belmont, 12/14/24
Largest 1st Half Lead	46 (63-17), at Chicago State, 12/8/24
Largest 1st Half Lead Blown	7 (7-0, 35-28, 39-32), at Georgia Tech, 12/4/24
Largest 1st Half Deficit	17, (30-47), at Kentucky, 1/2/25
Largest 1st Half Deficit Overcome	10, (9-19), vs. Belmont, 12/14/24
Largest Lead After Third Quarter	52 (85-33), at Chicago State, 12/8/24
Largest 2nd Half Lead	62 (100-38, 98-36), at Chicago State, 12/8/24
Largest 2nd Half Lead Blown	3 (42-39, 62-59), at Georgia Tech, 12/4/24
Largest 2nd Half Deficit	25, (37-62), at Kentucky, 1/2/25
Largest 2nd Half Deficit Overcome	11, (37-48), vs. Belmont, 12/14/24
Largest Overall Lead	62 (100-38, 98-36), at Chicago State, 12/8/24
Largest Overall Lead Blown	7 (7-0, 35-28, 39-32), at Georgia Tech, 12/4/24
Largest Overall Deficit	29, (66-95), South Carolina, 1/5/25
Largest Overall Deficit Overcome	11, (37-48), vs. Belmont, 12/14/24
Largest Margin of Victory	60 (102-42), at Chicago State, 12/8/24

HOME/ROAD/NEUTRAL SPLITS

Field Goal% / Opp. Field Goal% At Home	48.0 (242-504) / 34.9 (157-450)
Field Goal% / Opp. Field Goal% On The Road	48.3 (214-443) / 38.3 (171-447)
Field Goal% / Opp. Field Goal% At Neutral Site	44.1 (105-238) / 33.0 (74-224)
Three-Point Field Goal% / Opp. Three-Point Field Goal% At Home	35.5 (61-172) / 28.2 (49-174)
Three-Point Field Goal% / Opp. Three-Point Field Goal% On The Road	37.1 (56-151) / 35.2 (63-179)
Three-Point Field Goal% / Opp. Three-Point Field Goal% At Neutral Site	20.3 (15-74) / 23.2 (22-95)
Free Throw% / Opp Free Throw% At Home	74.5 (105-141) / 72.5 (74-102)
Free Throw% / Opp Free Throw% On The Road	68.9 (62-90) / 80.4 (82-102)
Free Throw% / Opp Free Throw% At Neutral Site	68.8 (53-77) / 71.0 (49-69)
Scoring Average / Opp. Scoring Average At Home	81.3 / 54.6 (+26.7)
Scoring Average / Opp. Scoring Average On The Road	78.0 / 69.6 (+8.4)
Scoring Average / Opp. Scoring Average At Neutral Site	69.5 / 54.8 (+14.8)

ATTENDANCE

	GAMES	RECORD	TOTAL	AVERAGE	HIGHEST
Home	8	7-1	34,535	4,856	6,585
Away	7	4-3	20,165	2,880	9,018
Neutral	4	4-0	6,992	1,748	3,846

MISSISSIPPI STATE QUARTER BREAKDOWN

Most 1st Quarter Points	31, at Chicago State, 12/8/24
Most 2nd Quarter Points	32, at Chicago State, 12/8/24
Most 3rd Quarter Points	34, vs. Memphis, 11/7/24
Most 4th Quarter Points	32, vs. Belmont, 12/14/24
Most Overtime Points	
Fewest 1st Quarter Points	9, vs. Belmont, 12/14/24
Fewest 2nd Quarter Points	12 (2x), South Carolina, 1/5/25, Oklahoma 1/9/25
Fewest 3rd Quarter Points	11, South Carolina, 1/5/25
Fewest 4th Quarter Points	7, vs. Alcorn State, 11/10/24
Fewest Overtime Points	

OPPONENTS QUARTER BREAKDOWN

Most 1st Quarter Points	25, at. Kentucky, 1/2/25
Most 2nd Quarter Points	29, South Carolina, 1/5/25
Most 3rd Quarter Points	26, South Carolina, 1/5/25
Most 4th Quarter Points	28, Oklahoma, 1/9/25
Most Overtime Points	
Fewest 1st Quarter Points	7, vs. Alabama State, 11/13/24
Fewest 2nd Quarter Points	5, vs. Alcorn State, 11/10/24
Fewest 3rd Quarter Points	1, vs. Alabama State, 11/13/24 (PROGRAM RECORD)*
Fewest 4th Quarter Points	9, at Chicago State, 12/8/24, vs. Jacksonville, 11/24/24
Fewest Overtime Points	

**denotes program record for lowest amount of points scored in any quarter.*

HALF BREAKDOWN

Most Mississippi State Half Points	64 (34, 30, 2H), vs. Memphis, 11/7/24
Most Mississippi State 1st Half Points	63 (31, 32), at Chicago State, 12/8/24
Most Mississippi State 2nd Half Points	64 (34, 30), vs. Memphis, 11/7/24
Fewest Mississippi State Half Points	23 (11, 12), vs. Utah, 11/28/24
Fewest Mississippi State 1st Half Points	24, (9, 15), vs. Belmont, 12/14/24
Fewest Mississippi State 2nd Half Points	23 (11, 12), vs. Utah, 11/28/24
Most Opponent Half Points	49 (25, 24, 1H), at. Kentucky, 1/2/25
Most Opponent 1st Half Points	49 (25, 24), at. Kentucky, 1/2/25
Most Opponent 2nd Half Points	53 (26, 29),South Carolina, 1/5/25
Fewest Opponent Half Points	13 (1, 12, 2H), vs. Alabama State, 11/13/24
Fewest Opponent 1st Half Points	16 (7, 9), vs. Alabama State, 11/13/24
Fewest Opponent 2nd Half Points	13 (1, 12, 2H), vs. Alabama State, 11/13/24

MISSISSIPPI STATE OFFENSIVE PRODUCTION (FIELD-GOAL PERCENTAGE)

10 FG%	
20 FG%	
30 FG% (3, 2-1)	38.9 at Kentucky (Jan. 2), 38.6 vs. South Florida (Nov. 29), 34.2 vs. Oklahoma (Jan. 9)
40 FG% (10, 9-1)	41.8 vs. Chattanooga (Nov. 17), 41.9 South Carolina (Jan.5), 45.5 vs. Jacksonville (Nov. 24), 45.8 at Tennessee (Jan. 16), 46.0 vs. Belmont (Dec. 14), 46.2 vs. Utah (Nov. 28), 46.4 vs. Alcorn State (Nov. 10), 46.9 vs. Alabama State (Nov. 13), 47.6 at UMES (Dec. 20), 48.3 at Georgia (Jan. 12)
50 FG% (6, 5-1)	50.7 vs. Memphis (Nov. 7), 52.4 vs. Mercer (Nov. 20), 54.2 at Georgia Tech (Dec. 4) 54.7 at Chicago State (Dec. 8), 53.6 at ULM (Dec. 17), 59.4 vs. SCSU (Dec. 29)

(TOTAL GAMES, RECORD IN GAMES)

MISSISSIPPI STATE DEFENSIVE PRODUCTION (OPPONENT FIELD-GOAL PERCENTAGE)

10 FG% (1, 1-0).....	18.9 vs. Jacksonville (Nov. 24)
20 FG% (6, 6-0) 22.4 vs. Alabama State (Nov. 13), 27.1 vs. Memphis (Nov. 7), 27.1 vs. Chattanooga (Nov. 17), 27.8 vs. Mercer (Nov. 20), 28.3 vs. Alcorn State (Nov. 10), 28.8 at Chicago State (Dec. 8)	
30 FG% (7, 6-1).....	35.6 at Georgia (Jan. 12),36.4 vs. Utah (Nov. 28), 36.7 vs. South Florida (Nov. 29), 38.0 at Georgia Tech (Dec. 4),39.3 vs. Belmont (Dec. 14), 35.9 at ULM (Dec. 17), 38.0 at UMES (Dec. 20)
40 FG% (2, 2-0).....	43.8 at Tennessee (Jan. 16),47.4 vs. SCSU (Dec. 29), 40.7 vs. Oklahoma (Jan. 9)
50 FG% (2, 0-2).....	51.9 at. Kentucky (Jan. 2), 53.8 vs. South Carolina (Jan.5)

2024-25 SPECIALTY SCORING STATISTICS

	TURNOVERS				PAINT				SECOND CHANCE				FAST BREAKS				BENCH			
	MSU	OPP	MAR	1H/2H	MSU	OPP	MAR	1H/2H	MSU	OPP	MAR	1H/2H	MSU	OPP	MAR	1H/2H	MSU	OPP	MAR	1H/2H
Memphis 11/7	23	4	+19	7/16	46	16	+30	12/34	24	11	+13	8/16	15	11	+4	11/4	33	12	+21	9/24
Alcorn State 11/10	29	9	+20	19/10	30	10	+20	20/10	14	8	+6	8/6	11	1	+10	6/5	30	21	+9	17/13
Alabama State 11/13	36	11	+25	18/18	36	6	+30	14/22	25	9	+16	8/17	12	0	+12	6/6	31	24	+7	13/18
Chattanooga 11/17	19	6	+13	7/12	36	12	+24	12/24	13	21	-8	5/8	7	6	+1	2/5	8	10	-2	6/2
Mercer 11/20	17	12	+5	9/8	44	14	+30	20/24	7	2	+5	2/5	7	13	-6	2/5	27	6	+21	9/18
vs. Jacksonville 11/24	21	12	+9	5/16	50	18	+32	20/30	20	4	+16	10/10	11	1	+10	2/9	37	12	+25	12/25
vs. Utah 11/28	15	24	-9	3/12	28	24	+4	8/20	14	13	+1	2/12	5	5	-	0/5	10	12	-2	7/3
vs. South Florida 11/29	19	4	+15	11/8	38	26	+12	20/18	9	5	+4	7/2	10	5	+5	5/5	12	11	+1	2/10
at Georgia Tech 12/4	2	13	-11	0/2	42	34	+8	26/16	0	9	-9	0/0	11	4	+7	9/2	12	30	-18	6/6
at Chicago State 12/8	32	12	+20	19/13	50	22	+28	26/24	22	9	+13	10/12	16	8	+8	10/6	34	16	+18	19/15
vs. Belmont 12/14	12	16	-4	6/6	46	24	+22	12/34	18	3	+15	10/8	6	11	-5	0/6	15	12	+3	4/11
at ULM 12/17	16	24	-8	10/6	44	24	+20	26/18	11	15	-4	7/4	7	6	+1	2/5	22	26	-4	16/6
at UMES 12/20	20	6	-14	12/8	50	18	+32	24/26	6	3	+3	2/4	9	0	+9	5/4	20	11	+9	9/11
SCSU 12/29	16	28	-12	10/6	42	16	+26	28/14	15	3	+12	13/2	23	6	+17	13/10	36	26	+10	17/19
at Kentucky 1/2	8	15	-4	2/6	42	12	+30	22/20	18	8	+10	9/9	4	2	+2	0/4	30	5	+25	12/18
South Carolina 1/5	6	23	-17	6/0	42	44	-2	22/20	9	11	-2	5/4	6	15	-9	4/2	23	41	-18	6/17
Oklahoma 1/9	25	12	+13	9/16	30	32	-2	12/18	10	11	-1	4/6	14	20	-6	5/9	22	24	-2	7/15
at Georgia 1/12	8	21	-13	6/2	24	20	+4	6/18	9	17	-8	3/6	4	11	-7	0/4	14	12	+2	14/0
at Tennessee 1/16	14	30	-16	5/9	34	28	+6	18/16	12	9	+3	6/6	21	13	+8	10/11	27	23	+4	10/17
TOTALS	338	282	+80	164/174	754	400	+354	348/406	256	171	+85	118/137	199	138	+61	92/107	443	334	+109	195/248
AVERAGES	17.8	14.8	+4.2		39.7	21.1	+18.6		13.5	9.0	+4.5		10.5	7.3	+3.2		23.3	17.6	+5.7	
W/L/T IN EACH STAT	9 (9-0) / 10 (6-4) / 0				17 (14-3) / 2 (1-1) / 0				13 (11-2) / 6 (4-2) / 0				13 (10-3) / 5 (4-1) / 1 (1-0)				13 (11-2) / 6 (4-2) / 0			

2024-25 PLAYER PRODUCTION CHARTS

0 | JR. | G | 5-5 | DENIM DESHIELDS

	22-23*	23-24*	24-25	CAREER
Double-Double	1	1		2
10+ Points	19	19	1	39
20+ Points	5	7		12
30+ Points	1	1		2
3+ 3FG Made	4	1		5
5+ Free Throws Made	6	7	1	14
5+ Rebounds	7	9		16
5+ Assists	13	17	6	36
10+ Rebounds				
10+ Assists	2	2		4
3+ Blocks				
3+ Steals	2	6	2	10

* AT UAB (2022-24)

1 | R-JR. | G | 5-9 | DESTINEY MCPHAUL

	24-25	CAREER
Double-Double		
10+ Points	8	8
20+ Points		
30+ Points		
3+ 3FG Made	2	2
5+ Free Throws Made	2	2
5+ Rebounds	2	2
5+ Assists	3	3
10+ Rebounds		
10+ Assists		
3+ Blocks		
3+ Steals	3	3

2 | GR. | G | 5-10 | JERKAILA JORDAN

	20-21*	21-22	22-23	23-24	24-25	CAREER
Double-Double	3	1	7		3	14
10+ Points	23	21	20	27	15	106
20+ Points	10	6	5	11	8	40
30+ Points				1		1
3+ 3FG Made	6	5	7	2	3	23
5+ Free Throws Made	6	1	3	8	2	20
5+ Rebounds	9	16	18	21	14	78
5+ Assists	1	1	3	1		6
10+ Rebounds	3	2	7	3		15
10+ Assists						
3+ Blocks	2	1	2	2		7
3+ Steals	9	10	14	13	4	50

* AT TULANE (2020-21)

3 | GR. | G/F | 5-11 | TERREN WARD

	20-21*	21-22*	22-23*	23-24*	24-25	CAREER
Double-Double	1	6	11	16		34
10+ Points	7	17	28	27	2	81
20+ Points	2	7	11	21		41
30+ Points	2	2	2			6
3+ 3FG Made	5	10	9	1		25
5+ Free Throws Made	4	6	10	9	2	31
5+ Rebounds	9	20	27	27	2	85
5+ Assists	2	4	2			8
10+ Rebounds	1	6	11	16		34
10+ Assists						
3+ Blocks	1	2	1			4
3+ Steals	3	6	10	6		25

* AT GEORGIA SOUTHERN (2020-24)

4 | GR. | G/F | 6-0 | ENIYA RUSSELL

	20-21*	21-22*	22-23!	23-24!	24-25	CAREER
Double-Double				1		1
10+ Points	2	2	16	15		35
20+ Points			4	2		6
30+ Points						
3+ 3FG Made			3			3
5+ Free Throws Made	1		5			6
5+ Rebounds	1	1	10	9		21
5+ Assists		2	8			10
10+ Rebounds			2			2
10+ Assists						
3+ Blocks						
3+ Steals		1	1			2

! AT KENTUCKY (2022-24), * AT SOUTH CAROLINA (2020-22)

5 | GR. | G/F | 5-10 | CHANDLER PRATER

	20-21*	21-22*	22-23*	23-24!	24-25	CAREER
Double-Double			4	1		5
10+ Points	3	11	14	3	3	34
20+ Points			2			2
30+ Points						
3+ 3FG Made		1		1		2
5+ Free Throws Made		2	3			5
5+ Rebounds	1	13	19	3	6	42
5+ Assists	1	5	1			7
10+ Rebounds		6	1			7
10+ Assists						
3+ Blocks		2				2
3+ Steals	1	2	9	1		13

! AT OKLAHOMA STATE (2023-24), * AT KANSAS (2020-23)

6 | FR. | G | 5-10 | SHAKIRAH EDWARDS

	24-25	CAREER
Double-Double		
10+ Points		
20+ Points		
30+ Points		
3+ 3FG Made		
5+ Free Throws Made		
5+ Rebounds		
5+ Assists		
10+ Rebounds		
10+ Assists		
3+ Blocks		
3+ Steals		

8 | FR. | G/F | 6-2 | ANAISHA CARRIERE

	24-25	CAREER
Double-Double		
10+ Points		
20+ Points		
30+ Points		
3+ 3FG Made		
5+ Free Throws Made		
5+ Rebounds		
5+ Assists		
10+ Rebounds		
10+ Assists		
3+ Blocks		
3+ Steals		

2024-25 PLAYER PRODUCTION CHARTS

11 | FR. | F | 6-2 | TAHJ-MONET BLOOM

	24-25	CAREER
Double-Double		
10+ Points		
20+ Points		
30+ Points		
3+ 3FG Made.....		
5+ Free Throws Made		
5+ Rebounds.....		
5+ Assists.....		
10+ Rebounds		
10+ Assists.....		
3+ Blocks		
3+ Steals		

13 | R-FR. | C | 6-7 | ROCÍO JIMÉNEZ

	24-25	CAREER
Double-Double		
10+ Points		
20+ Points		
30+ Points		
3+ 3FG Made.....		
5+ Free Throws Made		
5+ Rebounds.....		
5+ Assists.....		
10+ Rebounds		
10+ Assists.....		
3+ Blocks		
3+ Steals		

14 | SR. | F/C | 6-2 | KAYLA THOMAS

	21-22*	22-23*	23-24!	24-25	CAREER
Double-Double			1		1
10+ Points		7			7
20+ Points					
30+ Points					
3+ 3FG Made.....					
5+ Free Throws Made		1			1
5+ Rebounds.....	1	11			12
5+ Assists.....					
10+ Rebounds	1				1
10+ Assists.....					
3+ Blocks					
3+ Steals					

! AT GEORGIA SOUTHERN (2023-24), * AT PENN STATE (2021-23)

15 | JR. | C | 6-6 | MADINA OKOT

	24-25	CAREER
Double-Double	6	6
10+ Points	12	12
20+ Points	1	1
30+ Points		
3+ 3FG Made.....		
5+ Free Throws Made		
5+ Rebounds.....	18	18
5+ Assists.....		
10+ Rebounds	8	8
10+ Assists.....		
3+ Blocks	1	1
3+ Steals	2	2

21 | JR. | G/F | 6-1 | DEBREASHA POWE

	22-23	23-24	24-25	CAREER
Double-Double	2			2
10+ Points	10	13	5	28
20+ Points	1	2		3
30+ Points				
3+ 3FG Made.....	3	10	7	20
5+ Free Throws Made		1		1
5+ Rebounds.....	19	10	5	34
5+ Assists.....				
10+ Rebounds	2			2
10+ Assists.....				
3+ Blocks	1	1	1	3
3+ Steals	4	2	2	8

24 | SO. | F/C | 6-5 | QUANIRAH MONTAGUE

	23-24	24-25	CAREER
Double-Double	1		1
10+ Points	1	2	3
20+ Points			
30+ Points			
3+ 3FG Made.....			
5+ Free Throws Made			
5+ Rebounds.....	4	8	12
5+ Assists.....			
10+ Rebounds	1	1	2
10+ Assists.....			
3+ Blocks	2		2
3+ Steals			

THE LAST TIME

A MISSISSIPPI STATE TEAM

Won 30 Consecutive Games.....	32, 11/10/17-3/3/18
Won 10 Consecutive Home Games.....	32, 3/17/17-2/10/19
Won 10 Consecutive Road Games.....	14, 12/20/18-1/9/20
Lost Five Consecutive Games.....	5, 2/11/24-2/29/24
Defeated A No. 1 Team.....	vs. No. 1 UConn 66-64, 3/31/17
Defeated A Top-10 Team.....	vs. No. 10/11 Oklahoma 81-77, 1/9/25
Defeated A Top-10 Team At Home.....	vs. No. 10/11 Oklahoma 81-77, 1/9/25
Defeated A Top-25 Team.....	vs. No. 10/11 Oklahoma 81-77, 1/9/25
Defeated A Top-25 Team On The Road.....	at No. 23 Tennessee 72-55, 2/6/20
Overcame A 10-Point Deficit To Win.....	11, vs. Belmont, 12/14/24
Overcame A 10-Point Halftime Deficit To Win.....	11, at Auburn, 2/21/20
Overcame A Five-Point Deficit In Fourth Quarter To Win.....	6, at Kentucky, 2/1/24
Won An Overtime Game.....	at Kentucky, 77-74 (OT), 2/1/24
Lost An Overtime Game.....	at Ole Miss, 71-75 (OT), 2/18/24
Won A Double Overtime Game.....	vs. Tennessee, 91-90 (2OT), 2/6/23
Lost A Double Overtime Game.....	at Kentucky, 90-92 (2OT), 2/12/15
Scored 100 Points.....	102, at Chicago State, 12/8/24
Scored 100 Points In Three-Straight Games.....	4, 11/15/18-11/24/18
Scored 100 Points At Home.....	100, vs. Memphis, 11/7/24
Scored 100 Points On The Road.....	102, at Chicago State, 12/8/24
Scored 100 Points At Neutral Site.....	102, vs. Tulsa, 11/26/23
Scored 90 Points.....	95, vs. South Carolina State, 12/19/24
Scored 90 Points On The Road.....	102, at Chicago State, 12/8/24
Two Players Score 30 Points.....	McCowan (35) and Vivians (30), vs. Oregon, 12/13/17
Three Players Score 20 Points.....	Espinoza-Hunter (24), McCowan (24), Scott (20), vs. Arkansas, 3/10/19
Two Players Score 20 Points.....	Jordan (22) and Rogers (22), vs. Missouri, 3/3/24
Made 50 Field Goals.....	53, vs. Judson College, 2/24/86
Made 40 Field Goals.....	40, at Chicago State, 12/8/24
Attempted 80 Field Goals.....	87, vs. McNeese State, 12/1/21
Attempted 90 Field Goals.....	91 vs. Murray State, 11/15/19
Attempted 100 Field Goals.....	104, vs. Montevallo 11/19/79
Shot 60% from the field.....	62.9, vs. New Orleans 12/2/20
Shot 55% from the field.....	59.4, vs. South Carolina State, 12/29/24
Made 10 Three-Point Field Goals.....	14, at Georgia, 1/12/25
Made 15 Three-Point Field Goals.....	18, vs. Troy, 12/14/20
Attempted 30 Three-Point Field Goals.....	30, at Chicago State, 12/8/24
Shot 55% From Three.....	55.0 (11-20), vs. Missouri, 3/3/24
Shot 60% From Three.....	62.5 (5-8), at Ole Miss, 3/1/20
Shot 65% From Three.....	68.8 (11-16), vs. Old Dominion 12/19/22
Made 25 Free Throws.....	25, vs. Grambling State, 12/4/22
Made 30 Free Throws.....	33, vs. Louisiana Tech, 12/11/14
Attempted 30 Free Throws.....	38, vs. Mississippi Valley State, 12/29/23
Attempted 45 Free Throws.....	46, vs. Louisiana Tech, 12/11/14
Shot 90% From Free Throw Line (Min. 10 Made).....	95 (20-21), vs. Chattanooga, 11/17/24
Had 65 Rebounds.....	69, vs. Southeastern Louisiana, 12/7/14
Had 70 Rebounds.....	70, vs. Alcorn State, 11/6/23
Had 75 Rebounds.....	78, vs. Judson College, 2/24/86
Had 25 Assists.....	27, vs. South Carolina State, 12/29/24
Had 35 Assists.....	37, vs. Memphis, 1/3/80
Had 10 Blocked Shots.....	12, vs. Mississippi Valley State, 12/29/23
Had 15 Steals.....	16, vs. South Carolina State, 12/29/24
Had 20 Steals.....	20, vs. Mississippi Valley State, 11/24/15
Had 30 Steals.....	30, vs. New Orleans, 11/17/13
Had Four Freshmen Start A Single Game.....	4, at Vanderbilt, 1/12/06

AN OPPONENT

Scored 35 Points Or Less.....	35, vs. Jacksonville, 11/24/24
Scored 30 Points Or Less.....	29, vs. Alabama State, 11/13/24
Shot 60% From The Field.....	61.0%, vs. Florida, 2/11/24
Shot 55% From The Field.....	55.8%, vs. Clemson, 11/24/23
Shot Below 20% From The Field.....	18.9%, vs. Jacksonville, 11/24/24
Made 10 Or Less Field Goals.....	10, vs. Jacksonville, 11/24/24

A MISSISSIPPI STATE PLAYER

Scored 30 Points.....	36, Jerkaila Jordan at Penn State, 3/28/24
Scored 40 Points.....	40, Rickea Jackson vs. McNeese State, 12/1/21
Scored 45 Points.....	47, Tan White vs. Vanderbilt (2OT), 2/3/05
Scored In Double Figures In 100-Straight Games.....	125, LaToya Thomas, 11/19/99-3/24/03
Scored In Double Figures In 10-Straight Games.....	17, Anastasia Hayes, 12/1/21-2/3/22
Scored 30 Points In Two-Straight Games.....	Tan White, vs. Arkansas, 3/3/05, vs. Auburn, 2/27/05
Scored 20 Points In Five-Straight Games.....	5, Jerkaila Jordan, 11/29/24-12/17/24
Scored 20 Points In 10-Straight Games.....	12, LaToya Thomas, 2/1/01-3/20/01
Had All Five Starters In Double Figures.....	vs. Tulsa, 11/26/23
Had Six Players Scored In Double Figures.....	6, vs. South Carolina State, 12/29/24
Had Five Players Scored In Double Figures In Two-Straight Games.....	2, vs. Murray State, 11/15/19, vs. Troy, 11/18/19
Made 15 Field Goals.....	18, Rickea Jackson vs. McNeese State, 12/1/21
Made 20 Field Goals.....	20, LaToya Thomas vs. Tulsa, 11/17/02
Made 10 Three-Point Field Goals.....	10, Lauren Park-Lane at Colorado State, 12/20/23
Made 10 Free Throws.....	10, Jerkaila Jordan at Penn State, 3/28/24
Made 15 Free Throws.....	18, Jennifer Fambrough vs. Northwestern State, 12/19/98
Had 15 Rebounds.....	15, Madina Okot and Jerkaila Jordan vs. Belmont, 12/14/24
Had 20 Rebounds.....	20, Jessika Carter at Kentucky, 2/22/24
Had 25 Rebounds.....	25, Teaira McCowan vs. Louisville, 3/30/18
Had 10 Rebounds In Five-Straight Games.....	7, Teaira McCowan, 2/28/19-3/24/19
Had Four Players Record 10 Rebounds.....	Barnum, Carter, Montague, Rogers, vs. Mississippi Valley State, 2/29/23
Had 10 Offensive Rebounds.....	11, Jessika Carter vs. Jackson State, 12/14/23
Had 10 Defensive Rebounds.....	11, Jerkaila Jordan, vs. Belmont, 12/14/24
Had 15 Defensive Rebounds.....	16, Jessika Carter vs. Kentucky, 2/22/24
Had 10 Assists.....	10, Darrione Rogers vs. Mississippi Valley State, 11/29/23
Had 15 Assists.....	17, Polly Branch vs. Bryan, 2/1/86
Blocked Five Shots.....	5, Jerkaila Jordan, at Chicago State, 12/8/24
Blocked 10 Shots.....	10, Martha Alwal vs. Jacksonville State, 11/11/11
Had Six Steals.....	6, Miracle Sheppard vs. LSU, 1/29/24
Had Seven Steals.....	7, Miracle Sheppard vs. Kennesaw State, 12/11/23
Had 20 Points And 10 Assists.....	Lauren Park-Lane, 20 points and 10 assists vs. Miami (Fla.), 11/29/23
Had 15 Points And 15 Rebounds.....	Jerkaila Jordan, 24 points and 15 rebounds, vs. Belmont 12/14/24
Had 20 Points And 15 Rebounds.....	Jerkaila Jordan, 24 points and 15 rebounds, vs. Belmont 12/14/24
Had 20 Points And 20 Rebounds.....	Jessika Carter, 20 points and 20 rebounds vs. Kentucky, 2/22/24
Had A Double-Double In Three-Straight Games.....	3, Madina Okot, 12/8/24-12/17/24
Had A Double-Double In Five-Straight Games.....	8, Teaira McCowan, 2/28/19-3/29/19
Had Two Players Record A Double-Double.....	Jordan, Okot vs. Belmont, 12/14/24
Had Three Players Record A Double-Double.....	Barnum, Carter, Montague vs. Mississippi Valley State, 2/29/23
Had 10 Double-Doubles In A Season.....	13, Jessika Carter, 2023-24
Had A Triple-Double.....	Darrione Rogers, 14 points, 12 rebounds, 10 assists vs. Mississippi Valley State, 12/29/23
Had 15 Points, 10 Rebounds and Five Steals.....	Madina Okot, 17 points, 12 rebounds, five steals, vs. Alabama State, 11/13/24
Had 15 Points, 10 Rebounds and Five Assists.....	Eniya Russell, 16 points, 10 rebounds, six assists at UMES, 12/20/24

MISSISSIPPI STATE WOMEN'S BASKETBALL

2024-25 BOX SCORES

1

MISSISSIPPI STATE 100, MEMPHIS 56

Nov. 7, 2024 | Starkville, Miss. | Humphrey Coliseum | 4,971



Official Basketball Box Score - Final
Memphis at Mississippi St.
11/07/24 Humphrey Coliseum, Starkville
2024-25 Women's Basketball

Game Time: 6:32 PM
Game Duration: 1:52
Attendance: 4,971

Officials: Natasha Curry, Leah Lanie, Nic Cappel

Memphis - 56

Record: 1-1

NO. Name		Min	FG		3P	Rebounds			Fouls		TP	AS	TO	ST	Blocks		BS	BA
			M-A	M-A	FT	OR	DR	TOT	PF	FD					BS	BA		
7 Hannah Riddick	F	34:48	1-14	0-1	1-2	1	4	5	3	2	3	0	2	1	1	1	3	36
30 Alasia Smith	F	19:31	3-6	1-2	3-3	3	2	5	3	6	10	1	1	1	1	0	0	-35
34 Quinzia Fulmore	F	23:55	2-7	0-0	1-3	6	2	8	3	4	5	0	0	0	0	1	3	-28
1 Tilly Bolser	G	34:24	8-18	4-12	3-3	1	1	2	4	2	23	1	3	0	1	1	1	-33
11 Tanyuel Welch	G	13:52	1-7	1-3	0-2	0	2	2	0	1	3	1	0	1	0	1	0	-12
10 Bailey Gilmore		13:25	0-2	0-0	0-0	0	0	0	5	0	0	0	0	0	0	0	0	-9
3 Elaura Eaton		27:15	2-10	1-6	0-0	1	0	1	1	0	5	1	4	0	0	0	0	-21
22 Layken Cox		07:52	0-1	0-0	0-0	0	0	0	2	1	0	0	0	0	0	0	1	-15
23 Raven Sims		19:24	1-2	0-1	2-4	2	2	4	2	3	4	4	4	1	0	0	0	-17
24 Tamyia Smith		05:34	1-3	1-2	0-0	0	0	0	0	0	3	0	0	0	0	0	0	-14
Team						3	3	6			0		0					
Totals			19-70	8-29	10-17	17	16	33	23	19	56	8	14	4	4	9	4	-44

Technical Fouls: NONE

Shooting By Period	1st FG%	2nd FG%	3rd FG%	4th FG%	GM FG%
1st FG%	5-17	29.4%			
2nd FG%	4-20	20.0%			
3rd FG%	2-9	22.2%			
4th FG%	2-4	50%			
GM FG%	19-70	27.1%			
FT%	10-17	58.8%			

Dead Ball Rebounds: 3, 1

Mississippi St. - 100

Record: 1-0

NO. Name	Min	FG	3P	FT	Rebounds	Fouls	TP	AS	TO	ST	Blocks	+/-
		M-A	M-A	M-A	OR DR TOT	PF FD					BS BA	
15 Madina Okot	C 22:44	5-8	0-0	4-8	6 11 17	3 7	14	0	3	0	3	1 18
0 Denim DeShields	G 27:59	3-5	0-2	3-3	0 1 1	2 3	9	2	1	2	0	0 29
2 Jerkalla Jordan	G 18:22	1-11	0-2	0-0	4 2 6	3 1	2	3	1	0	0	0 12
4 Eniya Russell	G 24:52	10-15	4-8	2-3	1 2 3	1 2	26	1	3	0	0	0 30
21 Debraasha Powe	G 30:41	6-10	4-7	0-0	2 5 7	2 0	16	4	0	1	3	1 36
1 Destiny McPhaul	21:25	4-7	0-2	3-5	0 4 4	0 4	11	3	0	3	0	0 20
3 Terren Ward	04:17	0-1	0-0	0-0	0 1 1	0 1	0	1	0	0	0	0 4
5 Chandler Prater	16:22	3-7	0-1	3-3	3 6 9	5 2	9	1	2	1	1	1 21
24 Quanirah Montague	18:06	2-5	0-1	1-1	2 6 8	2 1	5	0	2	0	0	1 23
14 Kayla Thomas	06:33	0-0	0-0	2-2	1 0 1	1 2	2	1	0	0	1	0 12
6 Shakirah Edwards	06:59	2-3	0-1	0-0	0 0 0	0 0	4	0	0	0	1	1 11
8 Anaisha Carriere	01:40	1-1	0-0	0-0	2 0 2	0 0	0	2	0	0	0	0 4
Team					1 1 2		0	0				
Totals		37-73	8-24	18-25	23 38 61	19 23	100	15	13	7	9	4 44

Technical Fouls: NONE

Shooting By Period	1st FG%	2nd FG%	3rd FG%	4th FG%	GM FG%
1st FG%	9-19	47.4%			
2nd FG%	3-8	37.5%			
3rd FG%	4-16	25.0%			
4th FG%	0-1	0.0%			
GM FG%	37-73	50.7%			
FT%	18-25	72.0%			

Dead Ball Rebounds: 3, 0

MEM	MSU
Biggest lead	0 (1 st 10:00) 44 (4 th 0:08)
Best Scoring Run	3 (1 st 7:05) 10 (4 th 5:56)
Lead Changes	0
Times Tied	0
Time with Lead	00:00 38:43

Points from Turnovers	MEM	MSU
Paint	16	46
Second Chance	11	24
Fast Breaks	11	15
Bench	12	33

Period by Period Scoring	1st	2nd	3rd	4th	TOT
MEM	13	12	19	12	56
MSU	23	13	34	30	100

2

MISSISSIPPI STATE 73, ALCORN STATE 45

Nov. 10, 2024 | Starkville, Miss. | Humphrey Coliseum | 4,504



Official Basketball Box Score - Final
Alcorn at Mississippi St.
11/10/24 Humphrey Coliseum, Starkville
2024-25 Women's Basketball

Game Time: 4:31 PM
Game Duration: 1:55
Attendance: 4,504

Officials: Eric Koch, Demoya Pugh, Adrienne Gilmore-Nichols

Alcorn - 45

Record: 1-2

No.	Name		Min	FG	3P	FT	Rebounds	Fouls	TP	AS	TO	ST	Blocks	BS	BA
				M-A	M-A	M-A	OR DR TOT	PF FD							
2	Nakia Cheatham	F	29:51	4-10	3-6	0-0	0 3 3	3 2	11	0	1	0	0	1	-27
5	Destiny Brown	F	20:36	3-6	0-0	2-2	1 3 4	4 1	8	0	5	0	1	1	-7
1	Ashanti Bacus	G	31:55	0-3	0-1	1-2	0 4 4	3 4	1	2	1	2	0	0	-14
24	Kiarra Henderson	G	25:13	1-8	0-3	2-2	0 4 4	3 2	4	3	2	1	0	0	-7
30	Maya Claytor	G	14:12	0-1	0-0	0-0	0 1 1	0 0	0	1	0	1	0	0	-8
0	Zy'Nia White		22:10	3-9	0-1	1-4	2 1 3	3 2	7	2	1	0	0	0	-15
20	Sharmayne Finley		07:45	1-6	1-3	1-2	0 0 0	0 1	4	0	1	0	0	0	-16
4	Kailyn Watkins		05:16	1-2	0-0	2-2	1 1 2	1 2	4	0	2	0	0	1	-9
11	Leyah Houston		17:42	1-3	1-1	0-0	1 0 1	3 1	3	1	2	1	0	1	-15
10	Dalaysia Hurt-Floyd		07:23	0-1	0-0	0-0	0 0 0	0 0	0	1	3	1	0	0	-9
14	Arene Iykekpolor		11:14	1-3	1-2	0-0	0 0 0	2 0	3	1	2	1	0	0	-7
15	Jeanee Anderson		06:43	0-1	0-0	0-0	0 0 0	0 0	0	0	0	0	0	0	2
Team							4 3 7	0	0	1					
Totals				15-53	6-19	9-14	9 20 29	22 15	45	11	21	7	1	6	-28

Technical Fouls: NONE

Shooting By Period	1st FG%	2nd FG%	3rd FG%	4th FG%	GM FG%
1st FG%	6-13	46.2%			
2nd FG%	5-8	62.5%			
3rd FG%	2-14	14.3%			
4th FG%	1-6	16.7%			
GM FG%	15-53	28.3%			
FT%	9-14	64.3%			

Dead Ball Rebounds: 3, 1

Mississippi St. - 73

Record: 2-0

Mississippi St. - 73		Record: 2-0											
NO. Name	Min	FG M-A	3P M-A	FT M-A	Rebounds OR DR TOT	Fouls PF FD	TP	AS	TO	ST	Blocks BS BA	+/-	
15 Madina Okot	C 16:45	0-3	0-0	1-2	1 5 6	1 1	1	0	2	2	2 1	0	
0 Denim DeShields	G 23:47	2-3	1-1	0-0	1 0 1	1 3	5	2	3	1	0 0	21	
2 Jerkalla Jordan	G 27:46	7-18	1-6	5-6	2 5 7	2 6	20	4	2	2	0 0	20	
4 Eniya Russell	G 27:48	3-6	0-2	2-4	0 10 10	4 3	8	2	5	1	0 0	15	
21 Debraasha Powe	G 35:08	4-9	1-5	0-0	1 2 3	1 0	9	2	1	2	1 0	19	
1 Destiny McPhaul	22:15	5-6	3-3	2-2	0 2 2	4 4	15	2	3	0	0 0	18	
5 Chandler Prater	18:05	2-5	1-2	0-0	1 6 7	0 1	5	0	2	2	0 0	13	
24 Quanirah Montague	14:37	1-2	0-0	3-4	1 1 2	1 3	5	0	1	1	0 0	11	
14 Kayla Thomas	11:39	2-4	0-0	1-1	2 0 2	0 1	5	0	0	2	0 0	21	
6 Shakirah Edwards	02:10	0-0	0-0	0-0	0 0 0	1 0	0	0	1	0	1 0	2	
Team					2 0 2		0	0	0	0			
Totals		26-56	7-19	14-19	11 31 42	15 22	73	12	20	11	6 1	28	
Technical Fouls:NON													

Technical Fouls: NONE

Shooting By Period	1st FG%	2nd FG%	3rd FG%	4th FG%	GM FG%
1st FG%	9-19	47.4%			
2nd FG%	6-7	85.7%			
3rd FG%	5-9	55.6%			
4th FG%	1-2	50.0%			
GM FG%	26-56	46.4%			
FT%	14-19	73.7%			

Dead Ball Rebounds: 3, 0

ASU	MSU
Biggest lead	3 (1 st 8:54) 35 (4 th 8:21)
Best Scoring Run	9 (4 th 1:47) 16 (2 nd 2:32)
Lead Changes	3
Times Tied	1
Time with Lead	03:28 34:53

Points from Turnovers	ASU	MSU
Paint	10	30
Second Chance	8	14
Fast Breaks	1	11
Bench	21	30

Period by Period Scoring	1st	2nd	3rd	4th	TOT
ASU	18	5	9	13	45
MSU	26	18	22	7	73

3

MISSISSIPPI STATE 83, ALABAMA STATE 29

Nov. 13, 2024 | Starkville, Miss. | Humphrey Coliseum | 6,585



Official Basketball Box Score - Final
Alabama St. at Mississippi St.
11/13/24 Humphrey Coliseum, Starkville
2024-25 Women's Basketball

Game Time: 11:02 AM
Game Duration: 1:40
Attendance: 6,585

Officials: William L. (Billy) Smith, Denise Brooks, Jody Carrell

Alabama St. - 29

Record: 2-1

NO. Name	Min	FG	3P	FT	Rebounds	Fouls	TP	AS	TO	ST	Blocks	BS	BA
		M-A	M-A	M-A	OR DR TOT	PF FD							
11 Justina Graham	F 15:39	1-5	0-2	0-0	1 2 3	1 0	2	0	2	1	0	0	-30
20 Cordasia Harris	F 08:43	0-0	0-0	1-2	0 4 4	2 2	1	0	1	0	0	0	-18
5 Solangele Akridge	G 31:46	0-9	0-5	0-0	0 1 1	1 1	0	3	6	1	0	0	-46
10 O'Mariyah Tucker	G 12:02	0-3	0-0	0	1 3 4	2 1	0	0	2	1	0	0	-16
23 Taylor Smith	G 18:06	1-6	0-3	0-0	1 3 4	3 2	0	1	0	0	0	0	-30
0 Amari Franklin	19:47	0-3	0-1	0-0	0 2 2	2 1	0	1	6	0	0	0	-30
30 Anaja Hall	15:08	1-3	0-0	0-0	1 0 1	2 1	2	0	0	0	0	0	-26
1 Alanah Pooler	26:41	2-3	1-1	1-2	0 1 1	3 2	6	0	1	2	0	1	-30
4 Kaitlyn Bryant	30:35	6-15	3-5	1-1	2 0 2	0 1	16	0	3	2	1	0	-32
15 Ashley Gray	16:55	0-2	0-0	0-1	1 2 0	1 0	0	1	0	0	0	0	-21
42 Camariyana Tavares	04:39	0-0	0-0	0-0	0 0 0	0 0	0	0	0	0	0	0	-1
Team					2 3 5	0	0	4	0	0	0	0	
Totals		11-49	4-22	3-5	9 20 29	16 10	29	5	26	7	1	1	-54

Technical Fouls: NONE

Shooting By Period	1st FG%	2nd FG%	3rd FG%	4th FG%	GM FG%
1st FG%	3-12	25.0%			
2nd FG%	3-9	33.3%			
3rd FG%	2-4	50.0%			</

MISSISSIPPI STATE WOMEN'S BASKETBALL

2024-25 BOX SCORES

5

MISSISSIPPI STATE 81, MERCER 44

Nov. 20, 2024 | Starkville, Miss. | Humphrey Coliseum | 4,003



Official Basketball Box Score - Final
Mercer at Mississippi St.
11/20/24 Humphrey Coliseum, Starkville
2024-25 Women's Basketball

Game Time: 6:32 PM
Game Duration: 1:39
Attendance: 4,003

Officials: Puatani Spurlock, Kevin Pethel, Teresa Stuck

Mercer - 44 Record: 2-3

NO. Name	Min	FG	3P	FT	Rebounds	Fouls	TP	AS	TO	ST	Blocks	+/
		M-A	M-A	M-A	OR DR TOT	PF FD					BS BA	
2 Ariana Bennett	F 25:42	4-6	0-0	2-3	2 0 2	2 2	10	0	3	0	0	1 -19
23 Ashlee Locke	F 31:27	2-11	0-1	0-0	2 2 4	1 0	4	1	2	1	3	-29
7 Aliyah Collins	G 33:25	2-4	0-1	2-2	0 5 5	1 1	6	3	5	2	0	-33
9 Nahwa Dians	G 30:53	2-7	0-1	0-0	0 7 7	3 2	4	1	2	0	0	-25
15 Aspen Johnson	G 34:01	3-9	0-1	8-8	0 3 3	2 5	14	4	1	3	1	-38
21 Chelsy Bautista	15:53	1-3	0-0	1-2	0 3 3	2 1	3	0	1	1	0	-18
4 Hanna Knoll	09:51	1-6	1-6	0-0	0 2 2	1 0	3	3	0	0	0	-5
12 Kayla Smith	09:31	0-5	0-5	0-0	0 0 0	1 0	0	0	1	0	0	-4
41 Zenia Palaska	03:01	0-1	0-1	0-0	0 1 1	0 0	1	0	0	0	0	-7
11 Stephanie Utomi	03:57	0-2	0-1	0-0	0 0 0	1 0	0	0	0	0	0	-7
25 Talia Harris	02:20	0-0	0-0	0-0	0 0 0	0 0	0	0	0	0	0	-6
Team					0 0 0		0		0			
Totals		15-54	1-17	13-15	4 23 27	14 12	44	9	16	7	2 6	-37

Technical Fouls:NONE

Mississippi St. - 81 Record: 5-0

NO. Name	Min	FG	3P	FT	Rebounds	Fouls	TP	AS	TO	ST	Blocks	+/
		M-A	M-A	M-A	OR DR TOT	PF FD					BS BA	
15 Madina Okot	C 17:33	7-10	0-0	1-2	5 3 8	1 1	15	2	2	2	2	36
0 Denim DeShields	G 23:47	1-2	1-2	0-0	1 0 1	0 3	3	5	2	3	0	38
2 Jerkalla Jordan	G 23:31	6-12	3-4	0-0	2 9 11	1 2	15	5	0	1	0	40
4 Eniya Russell	G 23:17	3-9	1-2	1-2	1 5 6	2 1	8	6	2	3	0	29
21 Debraasha Powe	G 24:44	5-7	3-5	0-1	0 5 5	1 2	13	1	1	0	0	39
1 Destiny McPhaul	24:15	3-6	2-3	0-0	0 4 4	3 1	8	2	2	0	0	6
24 Quanirah Montague	13:16	4-6	0-1	0-1	0 3 3	1 2	8	0	1	0	1	13
5 Chandler Prater	17:28	1-3	0-2	1-2	0 3 3	1 1	3	3	4	1	0	11
3 Terren Ward	13:07	1-4	0-2	0-2	0 3 3	1 1	4	0	0	0	1	-7
14 Kayla Thomas	11:04	2-2	0-0	0-0	0 0 0	0 0	4	0	1	0	0	-10
6 Shakirah Edwards	05:46	0-1	0-0	0-0	0 1 1	1 0	0	2	1	0	0	-4
8 Anaisha Carriere	02:08	0-1	0-1	0-0	0 0 0	0 0	0	0	0	0	0	-6
Team					2 1 3		0		0			
Totals		33-63	10-22	5-10	11 37 48	12 14	81	26	16	9	6 2	37

Technical Fouls:NONE

	MER	MSU
Biggest lead	0 (1 st 10:00)	45 (3 rd 0:10)
Best Scoring Run	6 (4 th 1:37)	12 (3 rd 6:16)
Lead Changes	0	
Times Tied	0	
Time with Lead	00:00	39:05
Points from Turnovers	12	17
Paint	14	14
Second Chance	2	7
Fast Breaks	13	7
Bench	6	27

Shooting By Period	
1 st FG%	9-15 60.0%
3PT%	3-7 42.9%
FT%	0-1 0.0%
2 nd FG%	7-16 43.8%
3PT%	3-6 50.0%
FT%	0-0 0.0%
3 rd FG%	13-20 65.0%
3PT%	4-5 80.0%
FT%	2-5 40.0%
4 th FG%	4-12 33.3%
3PT%	0-4 0.0%
FT%	3-4 75.0%
GM FG%	33-63 52.4%
3PT%	10-22 45.5%
FT%	5-10 50.0%

Dead Ball Rebounds: 1, 0

7

MISSISSIPPI STATE 66, UTAH 62

Nov. 29, 2024 | George Town, Cayman Islands | John Gray Gymnasium | 802



Official Basketball Box Score - Final
Mississippi St. at Utah
11/29/24 John Gray Gymnasium, George Town
2024-25 Women's Basketball

Game Time: 7:30 PM
Game Duration: 1:53
Attendance: 802

Officials: Tyler Trimble, Talisa Green, Mark Resch

Mississippi St. - 66 Record: 7-0

NO. Name	Min	FG	3P	FT	Rebounds	Fouls	TP	AS	TO	ST	Blocks	+/
		M-A	M-A	M-A	OR DR TOT	PF FD					BS BA	
15 Madina Okot	C 28:03	6-8	0-0	3-3	3 5 8	3 2	15	0	4	0	2	0 1
0 Denim DeShields	G 20:49	1-3	1-3	3-3	0 2 2	4 3	6	6	4	2	0	3
3 Sammie Puius	G 39:20	3-12	0-4	3-6	0 2 2	2 3	9	3	3	1	0	0
4 Eniya Russell	G 31:26	6-12	1-3	0-0	1 3 4	1 2	13	4	1	0	1	0 2
21 Debraasha Powe	G 34:50	4-8	4-7	1-2	1 3 4	3 3	13	0	1	3	0	3
1 Destiny McPhaul	20:05	0-2	0-1	0-0	0 2 2	2 0	3	3	1	0	1	3
5 Chandler Prater	11:60	1-3	1-1	1-2	1 5 6	3 1	4	0	3	1	0	6
24 Quanirah Montague	08:52	2-3	0-0	0-0	3 2 5	3 1	4	2	2	1	0	0
14 Kayla Thomas	02:20	1-1	0-0	0-0	0 1 1	0 1	2	0	0	0	0	3
3 Terren Ward	02:16	0-0	0-0	0-0	0 0 0	1 0	0	0	1	0	0	-1
Team					1 3 4		0		0			
Totals		24-52	7-19	11-16	10 28 38	22 18	66	18	22	9	3 1	4

Technical Fouls:Montague 4th 6:12

Shooting By Period	
1 st FG%	10-17 58.8%
3PT%	5-10 50.0%
FT%	1-2 50.0%
2 nd FG%	7-14 50.0%
3PT%	2-4 50.0%
FT%	1-2 50.0%
3 rd FG%	4-11 36.4%
3PT%	0-4 0.0%
FT%	3-4 75.0%
4 th FG%	3-10 30.0%
3PT%	0-1 0.0%
FT%	6-8 75.0%
GM FG%	24-52 46.2%
3PT%	7-19 36.8%
FT%	11-16 68.8%

Dead Ball Rebounds: 3, 0

Utah - 62 Record: 5-2

NO. Name	Min	FG	3P	FT	Rebounds	Fouls	TP	AS	TO	ST	Blocks	+/
		M-A	M-A	M-A	OR DR TOT	PF FD					BS BA	
21 Maya Touré	F 14:03	2-7	0-3	1-2	2 3 5	3 3	5	0	3	0	0	1 -5
22 Jenna Johnson	F 31:59	5-12	1-6	2-4	2 0 2	1 4	18	1	1	2	0	1 2
2 Ines Vieira	G 37:57	2-4	2-3	0-0	2 3 5	5 2	6	4	5	2	0	0
5 Gianna Kneepkens	G 30:09	3-10	2-8	9-9	0 1 1	4 5	17	2	3	1	0	-3
24 Kennady McQueen	G 29:21	3-8	3-8	0-0	0 4 4	1 1	9	1	9	1	0	-4
20 Reese Ross	25:59	1-2	0-0	1-2	0 6 6	2 5	3	1	3	1	0	-7
23 Maty Wilke	21:14	3-10	0-4	1-1	2 6 4	1 1	7	3	2	0	0	1 7
44 Sam Crispe	02:05	0-0	0-0	0-0	0 0 0	1 0	0	0	1	0	0	-8
3 Brooke Walker	07:14	1-2	0-0	0-0	1 0 1	0 0	2	0	1	0	0	-3
Team					0 1 1		0		1			
Totals		20-55	8-32	14-18	9 20 29	18 21	62	12	20	8	1 3	-4

Technical Fouls:NONE

	MSU	Utah
Biggest lead	24 (3 rd 7:09)	5 (1 st 9:04)
Best Scoring Run	10 (2 nd 6:49)	15 (4 th 1:23)
Lead Changes	3	
Times Tied	0	
Time with Lead	36:02	03:29
Points from Turnovers	15	24
Paint	28	24
Second Chance	14	13
Fast Breaks	5	5
Bench	10	12

Shooting By Period	
1 st FG%	4-10 40.0%
3PT%	2-6 33.3%
FT%	1-2 50.0%
2 nd FG%	9-13 69.2%
3PT%	1-7 14.3%
FT%	4-5 80.0%
3 rd FG%	6-17 35.3%
3PT%	2-9 22.2%
FT%	1-1 100%
4 th FG%	7-15 46.7%
3PT%	3-10 30.0%
FT%	8-10 80%
GM FG%	20-55 36.4%
3PT%	8-32 25.0%
FT%	14-18 77.8%

Dead Ball Rebounds: 2, 0

7



Official Basketball Box Score - Final
Mississippi St. at Utah
11/29/24 John Gray Gymnasium, George Town
2024-25 Women's Basketball

Game Time: 7:30 PM
Game Duration: 1:53
Attendance: 802

Officials: Tyler Trimble, Talisa Green, Mark Resch

Mississippi St. - 66 Record: 7-0

NO. Name	Min	FG	3P	FT	Rebounds	Fouls	TP	AS	TO	ST	Blocks	+/
		M-A	M-A	M-A	OR DR TOT	PF FD					BS BA	
15 Madina Okot	C 28:03	6-8	0-0	3-3	3 5 8	3 2	15	0	4	0	2	0 1
0 Denim DeShields	G 20:49	1-3	1-3	3-3	0 2 2	4 3	6	6	4	2	0	3
3 Sammie Puius	G 39:20	3-12	0-4	3-6	0 2 2	2 3	9	3	3	1	0	0
4 Eniya Russell	G 31:26	6-12	1-3	0-0	1 3 4	1 2	13	4	1	0	1	0 2
21 Debraasha Powe	G 34:50	4-8	4-7	1-2	1 3 4	3 3	13	0	1	3	0	3
1 Destiny McPhaul	20:05	0-2	0-1	0-0	0 2 2	2 0	3	3	1	0	1	3
5 Chandler Prater	11:60	1-3	1-1	1-2	1 5 6	3 1	4	0	3	1	0	6
24 Quanirah Montague	08:52	2-3	0-0	0-0	3 2 5	3 1	4	2	2	1	0	0
14 Kayla Thomas	02:20	1-1	0-0	0-0	0 1 1	0 1	2	0	0	0	0	3
3 Terren Ward	02:16	0-0	0-0	0-0	0 0 0	1 0	0	0	1	0	0	-1
Team					1 3 4		0		0			
Totals		24-52	7-19	11-16	10 28 38	22 18	66	18	22	9	3 1	4

Technical Fouls:Montague 4th 6:12

Shooting By Period	
1 st FG%	10-17 58.8%
3PT%	5-10 50.0%
FT%	1-2 50.0%
2 nd FG%	7-14 50.0%
3PT%	2-4 50.0%
FT%	1-2 50.0%
3 rd FG%	4-11 36.4%
3PT%	0-4 0.0%
FT%	3-4 75.0%
4 th FG%	3-10 30.0%
3PT%	0-1 0.0%
FT%	6-8 75.0%
GM FG%	24-52 46.2%
3PT%	7-19 36.8%
FT%	11-16 68.8%

Dead Ball Rebounds: 3, 0

7



Official Basketball Box Score - Final
Mississippi St. at Utah
11/29/24 John Gray Gymnasium, George Town
2024-25 Women's Basketball

Game Time: 7:30 PM
Game Duration: 1:53
Attendance: 802

Officials: Tyler Trimble, Talisa Green, Mark Resch

Mississippi St. - 66 Record: 7-0

NO.	Madina		FG	3P	FT	Rebounds	Fouls	TP	AS	TO	ST	Blocks	BS	+/		
			M/A	M/A	M/A	OR DR TOT	PF FD					BS	BA			
15	Denim Okot	C 28:03	6-8	0-0	3-3	3 5 8	3 2	15	0	4	0	2	0	1		
0	Denim DeShields	G 20:49	1-3	1-3	3-3	0 2 2	4 3	6	6	4	2	0	3	0		
2	Jerkila Jordan	G 39:20	3-12	0-4	3-6	0 2 2	2 3	9	3	3	1	0	0	0		
4	Eniya Russell	G 31:26	6-12	1-3	0-0	1 3 4	1 2	13	4	1	0	1	0	2		
21	Debraasha Powe	G 34:50	4-8	4-7	1-2	1 3 4	3 3	13	0	1	3	0	3	0		
1	Destiny McPaul	20:05	0-2	0-1	0-0	0 2 2	2 2	0	3	3	1	0	1	3		
5	Chandler Prater	11:00	1-3	1-1	1-2	1 5 6	3 1	4	0	3	1	0	0	6		
3	Quinnin Mortgage	08:52	2-0	0-0	0-0	0 2 2	0 0	0	0	0	0	0	0	0		
14	Kayla Thomas	02:20	1-1	0-0	0-0	0 1 1	0 1	2	0	0	0	0	0	3		
3	Terran Ward	02:16	0-0	0-0	0-0	0 0 0	0 0	1	0	0	0	0	0	-1		
						1	3	4	0	0	0					
Totals		24:52	7-19	11-16	10	28	38	22	18	66	18	22	9	3	1	4

MISSISSIPPI STATE WOMEN'S BASKETBALL

2024-25 BOX SCORES

9

MISSISSIPPI STATE 75, GEORGIA TECH 78

Dec. 4, 2024 | Atlanta, Ga. | McCamish Pavilion | 1,514



Official Basketball Box Score - Final
Mississippi St. at Georgia Tech
12/04/24 McCamish Pavilion, Atlanta
Georgia Tech vs. Mississippi State

Game Time: 7:15 PM
Game Duration: 1:46
Attendance: 1,514

Officials: Maj Forsberg, Eric Brewster, Brandon Enterline

Mississippi St. - 75 Record: 8-1

NO. Name	Min	FG M-A	3P M-A	FT M-A	Rebounds OR DR TOT	Fouls PF FD	TP	AS	TO	ST	Blocks BS BA	+/-
15 Madina Okot	C 23:10	3-6	0-0	0-0	0 5 5	0 0 6	0	1	0	1	0 0	0
0 Denim DeShields	G 32:57	2-7	1-2	0-1	1 2 3	2 3 5	3	4	0	1	1 -6	
2 Jerkalla Jordan	G 35:26	10-19	2-5	3-3	0 5 5	2 3 25	2	1	2	1 -2	0 0	
4 Eniya Russell	G 30:10	8-15	1-5	1-2	1 8 9	3 4 18	9	7	0	0 9	0 0	
21 Debraasha Powe	G 40:00	3-6	3-5	0-0	0 6 6	2 1 9	0	2	1	0 -3	0 0	
5 Chandler Prater	24:51	5-5	0-0	0-0	0 6 6	2 0 10	3	1	0	0 -6	0 0	
24 Quanirah Montague	09:21	0-0	0-0	0-0	0 0 0	0 0 0	0	1	1	0 -2	0 0	
14 Kayla Thomas	04:05	1-1	0-0	0-0	0 0 0	0 0 2	0	0	0	0 -5	0 0	
Team					1 3 4	0 0 0	0	0	0	0		
Totals		32-59	7-17	4-6	3 35 38	11 11 75	17	17	4	3 2 -3		

Technical Fouls:NONE

Shooting By Period		
1 st FG%	8-17	47.1%
3PT%	1-4	25.0%
FT%	1-1	100%
2 nd FG%	10-14	71.4%
3PT%	1-3	33.3%
FT%	0-1	0%
3 rd FG%	7-11	63.6%
3PT%	1-2	50.0%
FT%	3-4	75%
4 th FG%	7-17	41.2%
3PT%	4-8	50.0%
FT%	0-0	0%
GM FG%	32-59	54.2%
3PT%	7-17	41.2%
FT%	4-6	66.7%

Dead Ball Rebounds: 2, 1

Georgia Tech - 78 Record: 8-0

NO. Name	Min	FG M-A	3P M-A	FT M-A	Rebounds OR DR TOT	Fouls PF FD	TP	AS	TO	ST	Blocks BS BA	+/-
0 Zoehsa Smith	F 27:40	1-4	0-1	0-0	1 2 3	2 2 2	0	0	2	0 -3	0 0	
20 Ariadna Termis	C 28:17	3-6	2-5	0-0	2 6 8	1 0 8	3	1	1	0 -7	0 0	
5 Tonia Morgan	G 31:44	7-13	0-2	1-1	0 4 4	4 3 15	8	1	4	1 -9	0 0	
22 Ines Noguero	G 17:02	0-4	0-3	0-0	1 1 5	0 0 1	0	1	1	0 -3	0 0	
25 Kara Dunn	G 34:42	8-14	4-6	3-3	2 2 4	1 2 23	2	0	0	0 8	0 0	
3 Dani Carnegie	16:53	5-16	2-10	2-2	1 1 4	0 2 2	0	0	2	0 9	0 0	
1 Chazadi Wright	12:55	1-8	1-5	0-0	0 0 0	2 0 3	1	2	2	0 -8	0 0	
13 Kayla Blackshear	19:06	3-8	1-1	0-0	2 4 6	0 2 7	0	1	0	0 0	0 0	
23 Rusne Augustinate	11:40	2-6	2-5	0-0	0 2 2	0 0 6	0	0	0	0 -4	0 0	
Team					3 1 4	0 0 0	0	0	0	0		
Totals		30-79	12-38	6-6	12 23 35	11 11 78	14	6	12	2 3 3		

Technical Fouls:NONE

Shooting By Period		
1 st FG%	6-20	30.0%
3PT%	3-10	30.0%
FT%	1-1	100%
2 nd FG%	8-20	40.0%
3PT%	2-7	28.6%
FT%	0-0	0%
3 rd FG%	8-20	40.0%
3PT%	4-13	30.8%
FT%	3-3	100%
4 th FG%	8-19	42.1%
3PT%	3-8	37.5%
FT%	2-2	100%
GM FG%	30-79	38.0%
3PT%	12-38	31.6%
FT%	6-6	100.0%

Dead Ball Rebounds: 1, 1

	MSU	GT
Biggest lead	7 (1 st 6:48)	5 (3 rd 4:33)
Best Scoring Run	7 (1 st 6:48)	7 (3 rd 9:18)
Lead Changes	17	
Times Tied	5	
Time with Lead	24:38	10:55

Points from	MSU	GT
Turnovers	2	13
Paint	42	34
Second Chance	0	9
Fast Breaks	11	4
Bench	12	30

Period by Period Scoring					
	1st	2nd	3rd	4th	TOT
MSU	18	21	18	18	75
GT	16	18	23	21	78

10

MISSISSIPPI STATE 102, CHICAGO STATE 42

Dec. 8, 2024 | Chicago, Ill. | Emil and Patricia A. Jones Convocation Center | 235



Official Basketball Box Score - Final
Mississippi St. at Chicago St.
12/08/24 Emil and Patricia A. Jones Convocation Center, Chicago
2024-25 Women's Basketball

Game Time: 5:00 PM
Game Duration: 1:55
Attendance: 235

Officials:

Mississippi St. - 102 Record: 9-1

NO. Name	Min	FG M-A	3P M-A	FT M-A	Rebounds OR DR TOT	Fouls PF FD	TP	AS	TO	ST	Blocks BS BA	+/-
15 Madina Okot	C 20:06	8-11	0-0	2-2	9 2 11	3 2 18	0	2	1	0 1	31	
0 Denim DeShields	G 28:44	2-7	0-3	0-0	0 1 1	0 5 4	7	4	2	0 0	39	
2 Jerkalla Jordan	G 29:44	9-13	3-6	0-0	0 5 5	1 2 21	3	1	3	5 0	55	
4 Eniya Russell	G 25:50	6-12	3-7	2-2	0 5 5	2 1 17	5	1	1	1 0	54	
21 Debraasha Powe	G 26:56	3-7	1-3	1-1	1 0 1	0 1 8	4	1	0	1 1	38	
5 Chandler Prater	23:23	5-9	4-5	0-0	1 4 5	2 2 14	4	2	0	1 0	30	
24 Quanirah Montague	17:22	4-10	0-2	0-2	4 7 11	0 1 8	2	0	2	1 0	20	
6 Shakirah Edwards	11:43	2-4	2-4	2-2	1 1 2	0 1 8	0	2	1	0 0	20	
14 Kayla Thomas	16:13	2-2	0-0	0-0	3 0 3	1 0 4	0	0	0	0 0	20	
Team					1 4 5	0 0 0	0	0	0	0		
Totals		41-75	13-30	7-9	20 29 49	9 15 102	25	17	10	9 2 60		

Technical Fouls:NONE

Shooting By Period		
1 st FG%	4-16	25.0%
3PT%	3-6	50.0%
FT%	0-0	0%
2 nd FG%	10-20	50.0%
3PT%	6-10	60.0%
FT%	6-6	100%
3 rd FG%	9-18	50.0%
3PT%	3-9	37.5%
FT%	1-1	100%
4 th FG%	8-19	42.1%
3PT%	1-6	16.7%
FT%	0-2	0%
GM FG%	41-75	54.7%
3PT%	13-30	43.3%
FT%	7-9	77.8%

Dead Ball Rebounds: 2, 0

Chicago St. - 42 Record: 0-11

NO. Name	Min	FG M-A	3P M-A	FT M-A	Rebounds OR DR TOT	Fouls PF FD	TP	AS	TO	ST	Blocks BS BA	+/-
10 Evangelina Parrish	F 21:52	1-5	0-0	1-2	0 4 4	0 1 3	0	2	1	0 1	-43	
14 Josie Hill	C 22:09	6-12	0-2	2-2	0 2 2	2 1 14	0	3	4	0 1	-23	
5 Hailey Hohenacker	G 19:54	1-7	0-6	0-0	0 1 1	0 0 2	0	0	0	0 1	-38	
11 Asha Walker	G 26:21	2-9	1-8	0-0	2 0 2	1 0 5	1	2	0	0 0	-17	
30 Kyara Champagne	G 18:19	1-2	0-0	0-0	0 1 1	4 0 2	1	6	1	0 0	-18	
4 Tania Allen	14:40	1-3	0-1	3-4	1 0 1	3 2 5	0	2	0	0 0	-25	
21 Marisa Gant	20:43	1-8	0-2	0-0	1 1 2	1 1 2	1	3	1	0 1	-37	
35 Tally Williams	13:04	1-7	1-3	0-0	1 0 1	0 0 3	0	1	0	0 2	-14	
25 Keona McGee	15:10	1-1	0-0	0-0	0 1 1	1 1 2	0	1	1	0 0	-17	
31 Kayla Mount	06:48	0-0	0-0	1-1	1 1 1	1 0 0	0	0	0	0 0	-11	
33 Kacee Untchler	16:59	2-5	0-1	0-0	3 2 5	1 2 4	0	1	1	2 1	-14	
12 Taylor Norris	04:01	0-0	0-0	0-0	0 0 0	1 0 0	0	1	1	0 0	-19	
Team					3 2 5	0 0 1	0	1	0	0 0		
Totals		17-59	2-23	6-8	12 14 26	15 9 42	3	23	9	2 9 -60		

Technical Fouls:NONE

Shooting By Period		
1 st FG%	4-16	25.0%
3PT%	1-5	20.0%
FT%	0-2	50%
2 nd FG%	3-15	20.0%
3PT%	0-6	0.0%
FT%	2-2	100%
3 rd FG%	6-15	40.0%
3PT%	2-7	28.6%
FT%	2-2	100%
4 th FG%	4-13	30.8%
3PT%	0-5	0.0%
FT%	1-2	50%
GM FG%	17-59	28.8%
3PT%	2-23	8.7%
FT%	6-8	75.0%

Dead Ball Rebounds: 3, 0

	MSU	CSU
Biggest lead	62 (4 th 3:39)	0 (1 st 10:00)
Best Scoring Run	18 (2 nd 0:00)	7 (3 rd 0:07)
Lead Changes	0	
Times Tied	0	
Time with Lead	39:46	00:00

Points from	MSU	CSU
Turnovers	32	12
Paint	50	22
Second Chance	22	9
Fast Breaks	16	8
Bench	34	16

Period by Period Scoring					
	1st	2nd	3rd	4th	TOT
MSU	31	32	22	17	102
CSU	9	8	16	9	42

11

MISSISSIPPI STATE 73, BELMONT 70

Dec. 14, 2024 | Tupelo, Miss. | Cadence Bank Arena | 3,846



Official Basketball Box Score - Final
Belmont at Mississippi St.
12/14/24 Cadence Bank Arena, Tupelo
2024-25 Women's Basketball

Game Time: 2:02 PM
Game Duration: 2:04
Attendance: 2,04

Officials: Reynina Seales, Toni Paillo, Travis Jones

Belmont - 70 Record: 5-5

NO. Name	Min	FG M-A	3P M-A	FT M-A	Rebounds OR DR TOT	Fouls PF FD	TP	AS	TO	ST	Blocks BS BA	+/-
33 Camryn Harrison	F 19:41	0-3	0-0	0-2	1 2 3	5 3 0	0	0	3	1	1 -1	-1
0 Tuti Jones	G 32:22	4-12	2-8	2-2	0 3 3	2 1 12	3	2	3	0 0	-8	
21 Emily La Chapell	G 34:26	4-9	0-3	0-0	1 4 5	3 3 8	4	1	2	0 0	-1	
23 Jalyin Banks	G 35:56	6-11	2-4	9-10	1 3 4	5 7 23	2	2	0	0 0	-4	
35 Kendall Holmes	G 29:10	4-12	2-7	5-5	0 0 4	2 15 1	2	2	0	0 -15		
14 Kendal Chiesman	19:56	4-9	3-7	1-2	1 3 4	0 1 12	0	1	0	0 0	-3	
5 Sanaa Tripp	06:34	0-0	0-0	0-0	0 0 0	2 0 0	1	1	0	0 0	-1	
20 Jacee Busick	12:10	0-0	0-0	0-0	0 2 2	1 0 0	0	0	0	0 -2		
1 Kensley Felner	06:31	0-0	0-0	0-0	0 0 0	1 0 0	1	0	0	0 0	-1	
22 Quinn Eubank	03:14	0-0	0-0	0-0	0 0 0	0 0 0	0	0	0	0 -6		
Team					1 4 5	0 0 0	0	0	0	0		
Totals		22-56	9-29	17-21	5 21 26	23 17 70	12	12	8	1 1 -3		

Technical Fouls:NONE

Shooting By Period		
1 st FG%	6-12	50.0%
3PT%	4-7	57.1%
FT%	3-5	60%
2 nd FG%	4-13	30.8%
3PT%	2-8	25.0%
FT%	0-0	0%
3 rd FG%	6-14	42.9%
3PT%	2-6	33.3%
FT%	6-8	75%
4 th FG%	6-17	35.3%
3PT%	1-8	12.5%
FT%	8-8	100%
GM FG%	22-56	39.3%
3PT%	9-29	31.0%
FT%	17-21	81.0%

Dead Ball Rebounds: 3, 0

Mississippi St. - 73 Record: 10-1

MISSISSIPPI STATE WOMEN'S BASKETBALL

2024-25 BOX SCORES

17

MISSISSIPPI STATE 81, OKLAHOMA 77

Jan. 9, 2025 | Starkville, Miss. | Humphrey Coliseum | 4,316



Official Basketball Box Score - Final
Oklahoma at Mississippi St.
01/09/25 Humphrey Coliseum, Starkville
2024-25 Women's Basketball

Game Time: 6:52 PM
Game Duration: 2:00
Attendance: 4,316

Officials: Tiffany Bird, Kate Lukanich, Bill Larrance

Oklahoma - 77

Record: 13-3 (1-2)

NO.	Name	Min	FG M-A	3P M-A	FT M-A	Rebounds OR DR TOT	Fouls PF FD	TP	AS	TO	ST	Blocks BS BA	+/-				
6	Sahara Williams	F 17:28	1-2	1-2	3-4	0	5	5	4	2	6	2	3	0	0	1	
52	Raegan Beers	C 26:48	7-8	2-2	3-3	3	7	10	4	5	19	0	1	1	1	-6	
1	Neveah Tot	C 21:02	2-5	2-5	0-0	0	1	1	1	0	6	3	2	1	0	0	
12	Payton Verhulst	G 27:56	6-18	0-5	3-4	0	6	6	3	2	15	6	2	0	0	1	
24	Skylar Vann	G 25:11	3-7	1-3	0-0	0	5	5	1	1	7	1	3	0	0	2	
34	Liz Scott	17:33	4-5	0-0	4-4	1	5	6	3	3	12	1	1	1	0	15	
0	Beatrice Culliton	05:52	0-0	0-0	0-0	0	0	0	0	0	0	0	0	0	0	-6	
2	Reyna Scott	18:58	2-6	0-1	0-1	1	2	3	2	1	4	3	2	3	0	-8	
15	Lexy Keys	25:50	2-7	2-6	0-0	0	2	2	1	0	6	3	2	1	0	-7	
5	Kiersten Johnson	05:17	0-0	0-0	0-0	1	1	2	0	0	0	0	2	1	0	-5	
3	Zya Vann	04:52	0-2	0-1	0-0	0	0	0	0	0	0	1	1	1	0	-2	
20	Aubrey Joens	03:15	1-2	0-1	0-0	0	1	1	0	0	2	0	1	0	0	-5	
Team						1	2	3	0	0	1						
Totals			28-62	8-26	13-16	7	37	44	21	14	77	20	21	9	1	2	-4

Technical Fouls:NONE

Shooting By Period		
1 st FG%	4-14	28.6%
3PT%	2-7	28.6%
FT%	1-2	50%
2 nd FG%	7-13	53.8%
3PT%	1-7	14.3%
FT%	6-7	85.7%
3 rd FG%	7-14	50.0%
3PT%	1-5	20.0%
FT%	2-2	100%
4 th FG%	10-21	47.6%
3PT%	4-7	57.1%
FT%	4-5	80%
GM FG%	28-62	45.2%
3PT%	8-26	30.8%
FT%	13-16	81.3%

Dead Ball Rebounds: 1, 0

Mississippi St. - 81

Record: 14-3 (1-2)

NO.	Name	Min	FG M-A	3P M-A	FT M-A	Rebounds OR DR TOT	Fouls PF FD	TP	AS	TO	ST	Blocks BS BA	+/-				
15	Madina Okot	C 23:42	2-6	0-0	2-4	2	8	10	3	4	6	1	1	0	0	8	
0	Denim DeShields	G 23:19	2-4	1-3	4-4	1	3	4	2	4	9	2	2	5	0	-3	
2	Jerkaila Jordan	G 35:06	10-17	0-2	4-5	1	5	6	1	5	24	3	3	4	1	5	
4	Eriya Russell	G 32:32	3-12	2-4	4-6	1	3	4	1	4	12	3	3	2	0	3	
21	Debreasha Powe	G 30:01	3-11	2-9	0-0	0	3	3	2	0	8	1	0	2	0	0	
1	Destiney McPhaul	25:35	3-10	2-5	2-2	0	1	1	1	1	10	1	0	0	1	7	
5	Chandler Prater	13:31	1-6	0-2	0-0	0	3	3	2	2	2	0	2	0	0	6	
24	Quanirah Montague	09:12	2-3	0-1	0-0	2	2	4	0	0	4	2	0	0	0	-6	
14	Kayla Thomas	07:02	2-2	0-0	2-2	3	0	3	2	1	6	0	0	0	0	0	
Team						0	1	1	0	0	0	0	0	0	0	0	
Totals			28-71	7-26	18-23	10	29	39	14	21	81	13	11	13	2	1	4

Technical Fouls:NONE

Shooting By Period		
1 st FG%	8-19	42.1%
3PT%	2-8	25.0%
FT%	3-4	75%
2 nd FG%	5-19	26.3%
3PT%	2-5	40.0%
FT%	0-0	0%
3 rd FG%	8-19	42.1%
3PT%	2-8	25.0%
FT%	2-2	100%
4 th FG%	7-14	50.0%
3PT%	1-5	20.0%
FT%	13-17	76.5%
GM FG%	28-71	39.4%
3PT%	7-26	26.9%
FT%	18-23	78.3%

Dead Ball Rebounds: 1, 0

	OU	State									
Biggest lead	4 (1 st 7:03)	14 (2 nd 6:59)	Points from	OU	State	Period by Period Scoring					
			Turnovers	12	25	1st2nd3rd4thTOT					
Best Scoring Run	11 (3 rd 9:15)	9 (4 th 9:45)	Paint	32	30	OU	11	21	17	28	77
Lead Changes		11	Second Chance	11	10						
Times Tied	8		Fast Breaks	20	14						
Time with Lead	11:09	26:03	Bench	24	22	State	21	12	20	28	81

18

MISSISSIPPI STATE 79, GEORGIA 68

Jan. 12, 2025 | Athens, Ga. | Stegeman Coliseum | 3,410



Official Basketball Box Score - Final
Mississippi St. at Georgia
01/12/25 Stegeman Coliseum, Athens
2024-25 Women's Basketball

Game Time: 2:00 PM
Game Duration: 1:54
Attendance: 3,410

Officials: Roy Gubeyan, Timothy Daley, Demoya Pugh

Mississippi St. - 79

Record: 15-3 (2-2)

NO.	Name	Min	FG M-A	3P M-A	FT M-A	Rebounds OR DR TOT	Fouls PF FD	TP	AS	TO	ST	Blocks BS BA	+/-				
15	Madina Okot	C 27:48	8-11	0-0	3-4	4	8	12	3	5	19	0	3	0	1	0	
0	Denim DeShields	G 25:47	2-7	1-5	0-0	2	2	4	3	1	5	2	4	0	0	-3	
2	Jerkaila Jordan	G 33:59	3-10	2-2	3-6	2	5	7	3	3	11	1	2	0	1	6	
4	Eriya Russell	G 38:13	8-15	4-9	1-5	1	5	6	0	5	21	9	4	0	0	15	
21	Debreasha Powe	G 24:36	3-6	3-6	0-0	0	1	1	2	0	9	0	0	0	2	8	
1	Destiney McPhaul	20:02	2-3	2-3	0-0	0	2	2	3	1	6	2	2	0	0	16	
5	Chandler Prater	17:24	2-5	2-4	2-2	3	0	3	1	2	8	2	2	0	2	2	
24	Quanirah Montague	10:50	0-1	0-0	0-0	0	4	4	0	1	0	1	0	2	1	14	
14	Kayla Thomas	01:22	0-0	0-0	0-0	0	1	1	1	0	0	0	0	0	0	-2	
Team						1	1	2	0	0	0	0	0	0	0	0	
Totals			28-58	14-29	9-17	13	29	42	16	18	79	17	17	2	7	0	11

Technical Fouls:NONE

Shooting By Period		
1 st FG%	5-12	41.7%
3PT%	0-2	0%
FT%	0-2	0%
2 nd FG%	7-13	53.8%
3PT%	6-9	66.7%
FT%	2-2	100%
3 rd FG%	5-14	35.7%
3PT%	1-4	25.0%
FT%	2-4	50%
4 th FG%	9-14	64.3%
3PT%	2-4	50.0%
GM FG%	28-58	48.3%
3PT%	14-29	48.3%
FT%	9-17	52.9%

Dead Ball Rebounds: 3, 2

Georgia - 68

Record: 9-9 (1-3)

NO.	Name	Min	FG M/A	3P M/A	FT M/A	Rebounds OR DR TOT	Fouls PF FD	TP	AS	TO	ST	Blocks BS BA	+/-				
4	Miyah Verse	F 21:52	1-4	0-0	0-0	2	5	7	4	0	2	0	1	2	0	0	
21	Fatima Diakhate	C 25:34	3-6	0-0	2-2	1	4	5	3	3	8	1	1	1	0	-17	
0	Trinity Turner	G 38:22	8-19	2-4	5-6	0	5	5	2	5	23	2	1	3	0	-6	
1	Asia Avinger	G 37:16	5-12	1-5	4-4	0	2	2	3	5	15	6	4	2	0	-19	
23	Summer Davis	G 25:28	3-8	2-6	0-0	0	1	1	0	0	8	0	0	2	0	-7	
33	Mia Woolfolk	22:57	1-9	0-0	2-2	2	1	3	3	3	4	1	1	2	0	-4	
10	De'Mauri Flournoy	28:31	3-9	2-4	0-0	1	2	3	3	0	8	4	1	0	0	-2	
Team						5	2	7	0	0	0	0	0	0	0	0	
Totals			24-67	7-19	13-14	11	22	33	18	16	68	14	9	12	0	7	-11

Technical Fouls:NONE

Shooting By Period		
1 st FG%	5-17	29.4%
3PT%	0-2	0.0%
FT%	4-4	100%
2 nd FG%	4-16	25.0%
3PT%	2-8	25.0%
FT%	3-4	75%
3 rd FG%	8-19	42.1%
3PT%	2-4	50.0%
FT%	2-2	100%
4 th FG%	7-15	46.7%
3PT%	3-5	60.0%
FT%	4-4	100%
GM FG%	24-67	35.8%
3PT%	7-19	36.8%
FT%	13-14	92.9%

Dead Ball Rebounds: 2, 0

MSU		UGA				
Biggest lead	15 (2 nd 1:02)	3 (1 st 4:25)				
Best Scoring Run	14 (2 nd 1:02)	8 (2 nd 5:04)				
Lead Changes	4					
Times Tied	1					
Time with Lead	35:59	03:13				
Points from		MSU	UGA			
Turnovers		8	21			
Paint		24	20			
Second Chance		9	17			
Fast Breaks		4	11			
Bench		14	12			
Period by Period Scoring		1st	2nd	3rd	4th	TOT
MSU		19	22	13	25	79
UGA		14	13	20	21	68

19

MISSISSIPPI STATE 73, TENNESSEE 86

Jan. 16, 2025 | Knoxville, Tenn. | Food City Center | 9,018



Official Basketball Box Score - Final
Mississippi State at Tennessee
01/16/25 Food City Center, Knoxville, Tennessee
2024-25 Women's Basketball

Game Time: 7:02 PM
Game Duration: 1:52
Attendance: 9,018

Officials: Joseph Vasily, Angelica Sullivan, Fabou Cissoko-Stephens

Mississippi State - 73

Record: 15-4 (2-3)

NO.	Name	Min	FG M/A	3P M/A	FT M/A	Rebounds OR DR TOT	Fouls PF FD	TP	AS	TO	ST	Blocks BS BA	+/-					
15	Madina Okot	C 15:50	2-6	0-0	0-2	2	9	11	2	3	4	0	2	1	2	0	-8	
0	Denim DeShields	G 23:19	1-1	1-1	0-0	0	0	0	0	0	3	3	5	1	0	0	-12	
2	Jerkaila Jordan	C 35:52	5-12	3-6	4-4	1	1	2	1	1	17	0	5	2	0	0	-13	
4	Eriya Russell	G 29:43	3-8	0-3	0-1	0	1	1	2	3	6	5	2	0	0	0	-10	
21	Debreasha Powe	G 27:50	5-8	4-6	2-2	0	1	1	0	1	16	2	1	1	0	1	0	
1	Destiny McChaul	28:54	3-10	0-4	5-6	2	4	6	2	4	11	7	4	1	1	0	-11	
5	Chandler Prater	22:23	3-8	0-3	0-0	1	2	3	2	0	6	0	1	1	0	0	-5	
24	Quinn Mortgagne	23:35	3-5	0-0	0-0	0	0	2	1	0	6	0	0	0	0	0	-5	
14	Kayla Thomas	06:44	2-3	0-0	0-0	1	0	0	0	0	0	0	0	0	0	0	-3	
6	Shayla Thomas	01:38	0-0	0-0	0-0	0	0	0	0	0	0	0	0	0	0	0	-2	
						2	4	6	2	0	0	0	0	0	0	0	0	
Team			27:59	8-23	11-15	9	24	33	13	12	73	17	20	7	4	0	-13	
Totals				27:59	8-23	11-15	9	24	33	13	12	73	17	20	7	4	0	-13

IN THE 2024-25 POLLS/STANDINGS

ASSOCIATED PRESS POLL

Week Eight - Released/Updated on Jan. 13

RANK	SCHOOL	RECORD	POINTS
1.	UCLA (29)	16-0	773
2.	South Carolina	16-1	740
3.	Notre Dame (2)	14-2	710
4.	USC	16-1	680
5.	LSU	18-0	625
6.	UConn	15-2	599
7.	Texas	16-2	580
8.	Maryland	15-1	556
9.	Ohio State	15-1	553
10.	TCU	17-1	501
11.	Kansas State	17-1	492
12.	Kentucky	15-1	428
13.	Oklahoma	14-3	383
14.	North Carolina	15-3	360
15.	Tennessee	14-2	327
16.	Duke	13-4	313
17.	Georgia Tech	15-2	248
18.	California	16-2	240
19.	Alabama	16-2	235
20.	West Virginia	13-3	235
21.	NC State	12-4	131
22.	Michigan State	13-3	117
23.	Utah	13-3	91
24.	Minnesota	16-1	45
	Oklahoma State	14-2	45

OTHERS RECEIVING VOTES: Michigan 43, **Mississippi St. 22**, Indiana 14, Creighton 12, Nebraska 11, Baylor 8, Louisville 5, Harvard 3, Mississippi 3, Florida St. 2, Iowa 1, Vanderbilt 1.

USA TODAY/WBCA COACHES' POLL

Week Six - Released/Updated on Jan. 14

RANK	SCHOOL	RECORD	POINTS
1.	UCLA (30)	16-0	750
2.	South Carolina	16-1	717
3.	Notre Dame	14-2	679
4.	LSU	19-0	654
5.	USC	16-1	643
6.	UConn	15-2	565
7.	Texas	16-2	557
8.	Ohio State	16-0	535
9.	Maryland	15-1	533
10.	Kansas State	17-1	488
11.	TCU	17-1	465
12.	Kentucky	15-1	386
13.	Oklahoma	14-3	376
14.	North Carolina	15-3	349
15.	Tennessee	14-2	320
16.	Duke	13-4	297
17.	Georgia Tech	15-2	237
18.	California	16-2	212
19.	Alabama	16-2	188
20.	West Virginia	16-2	188
21.	NC State	12-4	165
22.	Michigan State	13-3	108
23.	Utah	13-3	92
24.	Baylor	14-3	68
25.	Minnesota	16-1	49

OTHERS RECEIVING VOTES: Oklahoma State 23; South Dakota State 20; Nebraska 20; Creighton 18; Florida State 17; **Mississippi State 10**; Ole Miss 8; Iowa 8; Louisville 3; Michigan 2; FGCU 2;

NET RANKINGS

Updated on Jan. 14

CURRENT NET RANKING - 32	
Average NET Win	206
Average NET Loss	13
vs. Top 100	4-3
QUAD 1 (2-3)	
Home	1-1
(1 South Carolina, 12 Oklahoma)	
Away	0-2
(22 Georgia Tech, 17 Kentucky)	
Neutral	1-0
(25 Utah)	
QUAD 2 (2-0)	
Home	0-0
Away	0-0
Neutral	2-0
(59 Belmont, 63 South Florida)	
QUAD 3 (0-0)	
Home	0-0
Away	0-0
Neutral	1-0
QUAD 4 (11-0)	
Home	6-0
(228 Memphis, 212 Chattanooga, 295 Mercer, 333 Alcorn State, 357 Alabama State, 360 South Carolina State)	
Away	3-0
(136 Georgia, 160 ULM, 257 UMES, 356 Chicago State)	
Neutral	1-0
(233 Jacksonville)	

2024-25 SEC STANDINGS (as of Jan. 17)

	CONFERENCE				OVERALL					Streak	vs. T10	vs. T25
	W-L	Pct.	H	A	W-L	Pct.	H	A	N			
LSU	4-0	1.000	2-0	2-0	19-0	1.000	12-0	3-0	4-0	W19	0-0	2-0
South Carolina	5-0	1.000	2-0	3-0	17-1	.944	8-0	4-1	5-0	W12	4-1	6-1
Kentucky	4-0	1.000	2-0	2-0	15-1	.938	10-0	3-1	2-0	W8	0-0	2-1
Texas	4-1	.800	2-0	2-1	17-2	.895	9-0	5-2	3-0	W1	2-2	3-2
Tennessee	3-2	.600	1-2	2-0	15-2	.882	9-2	3-0	3-0	W2	0-2	1-2
Alabama	3-2	.600	2-1	1-1	16-3	.842	9-1	3-2	4-0	L1	0-2	1-2
Oklahoma	3-2	.600	2-1	1-1	15-3	.833	9-1	4-1	2-1	W2	0-1	3-2
Ole Miss	3-2	.600	2-1	1-1	12-5	.706	9-1	2-2	1-2	W1	0-2	0-3
Mississippi State	2-3	.400	1-1	1-2	15-4	.789	7-1	4-3	4-0	L1	1-1	1-3
Florida	2-3	.400	1-1	1-2	11-8	.579	9-2	2-3	0-3	L1	0-0	0-3
Texas A&M	2-3	.400	2-1	0-2	9-8	.529	8-3	0-3	1-2	W1	0-2	1-5
Vanderbilt	1-3	.250	1-1	0-2	14-4	.778	10-1	3-2	1-1	L3	0-1	0-2
Georgia	1-4	.200	1-1	0-3	9-10	.473	7-4	0-4	2-2	L2	0-0	0-0
Arkansas	1-3	.250	0-2	1-1	8-11	.421	6-5	2-2	0-4	L1	0-3	0-4
Missouri	0-5	.000	0-2	0-3	11-9	.550	9-4	1-4	1-1	L5	0-1	0-3
Auburn	0-5	.000	0-3	0-2	9-9	.500	5-4	2-4	2-1	L6	0-2	0-5



0

DENIM DESHIELDS

JR. | G | 5-5 | ATLANTA, GA. | MCEACHERN HS | LA LUMIERE SCHOOL (PREP) | UAB



SCAN OR [CLICK HERE](#) FOR FULL BIO/STATISTICS

LAST FIVE GAMES

	GS	MIN	FG-FGA	FG%	3FG-3FGA	3FG%	FT-FTA	FT%	O-D-REB	PF	AST	TO	BLK	STL	PTS	+/-
at Tennessee 1/16	*	23:19	1-1	100.0	1-1	100.0	0-0	0.0	0-0-0	0	3	5	0	1	3	-12
at Georgia 1/12	*	25:47	2-7	28.5	1-5	20.0	0-0	0.0	2-2-4	3	2	4	0	0	5	-3
Oklahoma 1/9	*	23:19	2-4	50.0	1-3	33.3	4-4	100.0	1-3-4	2	2	2	0	5	9	-3
South Carolina 1/5	*	27:50	1-1	100.0	0-0	0.0	0-0	0.0	0-2-2	1	3	6	0	1	2	-11
at Kentucky 1/2	*	26:18	2-4	50.0	1-2	50.0	0-0	0.0	0-1-1	3	3	0	0	0	5	-7

SEASON STATISTICS

Games Played	Minutes/game	Points/game	FG Pct	3FG Pct	FT Pct	Rebounds/game	Assists/game	Turnovers/game	Assist/Turnover ratio	Steals/game	Blocks/game
19	27.0	5.2	35.8	32.6	86.7	1.9	3.7	2.9	1.3	1.3	0.1

2024-25

- Knocked down a three against Tennessee (Jan. 16), has hit at least one in six of the last seven games.
- DeShields finished with nine points along with tying her career-high of five steals against Oklahoma (Jan. 9).
- DeShields finished two points and one assist shy of a double-double against South Carolina State (Dec. 29). She knocked down a pair of three's, her second game this season with multiple makes from behind the mark. DeShields led the team with nine assists in the contest which was a season-high.
- DeShields picked up eight points on two three's against UMES (Dec. 20), her first multi-three game of the season. She led the team with a 25 plus/minus ratio.
- DeShields, an Atlanta, Ga. native, added five points, three assists, three rebounds and a block in 33 minutes at Georgia Tech (Dec. 4).
- DeShields recorded 10 points, her first game of 10 or more points at Mississippi State, in addition to three rebounds and three assists in 25 minutes vs. Chattanooga (Nov. 17).

CAREER

- Prior to 2024-25, DeShields started 61 of 63 games in two seasons at UAB from 2022-24. She was a two-time All-Conference selection over two different conference affiliations, Conference USA and American Athletic Conference. She was named to the 2023 Conference USA All-Freshman and 2024 American Athletic Conference All-Conference Third Team.
- DeShields improved her points, assists, minutes averages, field-goal and free-throw percentage from her freshman to her sophomore season.
- DeShields mother, Tisha, was a 1991 NCAA Outdoor All-American in the heptathlon at Tennessee and is a member of the Delaware Track and Field Hall of Fame. Her father, Delino, was drafted out of high school with the 12th-overall pick in the first round of the 1987 MLB June Amateur Draft and played 13 seasons. Her brother, Delino Jr., was selected with the eighth-overall pick in the first round of the 2010 MLB June Amateur Draft by the Houston Astros. Her sister, Diamond, was an multi-time All-American and All-SEC selection at Tennessee after she transferred from North Carolina, where she was the 2014 National Freshman of the Year by multiple outlets, and eventually was the third-overall pick in the first round of the 2018 WNBA Draft by the Chicago Sky. She won 2021 WNBA Championship with the Sky and recently completed her seventh season. sixth active after she missed 2023 with injury, in the WNBA.
- A Business Administration and Entrepreneurship major, DeShields has always had an entrepreneurial spirit. She grew up selling glitter paper doughnuts around the neighborhood for 25 cents and spent a summer in Chicago living with her sister and braiding hair at a salon. She still currently braids hair. After her playing career is completed, DeShields plans to explore opening her own business.

GAME-BY-GAME

Opponent	Date	GS	MIN	FG-FGA	PCT	3FG-3FGA	PCT	FT-FTA	PCT	OFF	DEF	TOT	AVG	PF	A	TO	BLK	STL	PTS	AVG
Memphis	11/07/2024	*	27:59	3-5	.600	0-2	.000	3-3	1.000	0	1	1	1.0	2	2	1	0	2	9	9.0
Alcorn	11/10/2024	*	23:47	2-3	.667	1-1	1.000	0-0	.000	1	0	1	1.0	1	2	3	0	1	5	7.0
Alabama St.	11/13/2024	*	24:31	0-4	.000	0-2	.000	0-0	.000	2	0	2	1.3	0	4	1	0	2	0	4.7
Chattanooga	11/17/2024	*	25:06	2-8	.250	1-3	.333	5-5	1.000	1	2	3	1.8	2	3	2	1	1	10	6.0
Mercer	11/20/2024	*	23:47	1-2	.500	1-2	.500	0-0	.000	1	0	1	1.6	0	5	2	0	3	3	5.4
vs Jacksonville	11/24/2024	*	27:16	0-2	.000	0-1	.000	2-2	1.000	0	2	2	1.7	3	4	1	0	1	2	4.8
vs Utah	11/28/2024	*	20:49	1-3	.333	1-3	.333	3-3	1.000	0	2	2	1.7	4	6	4	0	2	6	5.0
vs South Fla.	11/29/2024	*	31:53	0-5	.000	0-2	.000	4-6	.667	0	1	1	1.6	3	5	3	0	0	4	4.9
at Georgia Tech	12/04/2024	*	32:57	2-7	.286	1-2	.500	0-1	.000	1	2	3	1.8	2	3	4	1	0	5	4.9
at Chicago St.	12/08/2024	*	28:44	2-7	.286	0-3	.000	0-0	.000	0	1	1	1.7	0	7	4	0	2	4	4.8
vs Belmont	12/14/2024	*	25:13	2-6	.333	1-3	.333	2-2	1.000	1	3	4	1.9	1	1	4	0	0	7	5.0
at ULM	12/17/2024	*	33:27	1-4	.250	0-2	.000	1-2	.500	0	0	0	1.8	2	6	4	0	1	3	4.8
at UMES	12/20/2024	*	34:14	2-4	.500	2-3	.667	2-2	1.000	0	2	2	1.8	1	1	4	0	2	8	5.1
South Carolina St.	12/29/2024	*	26:45	3-4	.750	2-3	.667	0-0	.000	1	1	2	1.8	1	9	2	0	1	8	5.3
at Kentucky	01/02/2025	*	26:18	2-4	.500	1-2	.500	0-0	.000	0	1	1	1.7	3	3	0	0	0	5	5.3
South Carolina	01/05/2025	*	27:50	1-1	1.000	0-0	.000	0-0	.000	0	2	2	1.8	1	3	6	0	1	2	5.1
Oklahoma	01/09/2025	*	23:19	2-4	.500	1-3	.333	4-4	1.000	1	3	4	1.9	2	2	2	0	5	9	5.3
at Georgia	01/12/2025	*	25:47	2-7	.286	1-5	.200	0-0	.000	2	2	4	2.0	3	2	4	0	0	5	5.3
at Tennessee	01/16/2025	*	23:19	1-1	1.000	1-1	1.000	0-0	.000	0	0	0	1.9	0	3	5	0	1	3	5.2
Totals		19	513:02	29-81	.358	14-43	.326	26-30	.867	11	25	36	1.9	31	71	56	2	25	98	5.2

CAREER

			Field Goals		3-Point		F-Throws		Rebounds				Scoring								
SEASON	TEAM	GP-GS	MIN	AVG	FG-FGA	FG%	3FG-3FGA	3FG%	FT-FTA	FT%	OFF	DEF	TOT	AVG	PF-FO	A	TO	BLK	STL	PTS	AVG
2022-23	UAB	31-30	930	30.0	146-358	.408	24-86	.279	86-124	.694	11	79	90	2.9	79-92	132	98	1	24	402	13.0
2023-24	UAB	32-31	1064	33.3	161-379	.425	15-71	.211	91-116	.784	16	80	96	3.0	71-1	170	119	3	39	428	13.4
2024-25	MS	19-19	513	27.0	29-81	.358	14-43	.326	26-30	.867	11	25	36	1.9	31-0	71	56	2	25	98	5.2
TOTAL FOR MS		19-19	513	27.0	29-81	.358	14-43	.326	26-30	.867	11	25	36	1.9	31-0	71	56	2	25	98	5.2
TOTAL		82-80	2508	30.6	336-818	.411	53-200	.265	203-270	.752	38	184	222	2.7	181-3	373	273	6	88	928	11.3

HIGHS

POINTS
Season.....10, vs. Chattanooga, 11/17/24
SEC.....5, (2x) Last at Georgia, 1/12/25
Career.....36, vs. FIU, 1/7/23*

REBOUNDS

Season.....4, (3x) Last at Georgia, 1/12/25
SEC.....4, (2x) Last at Georgia, 1/12/25
Career.....7 (3x), last vs. UTSA, 1/21/24*

ASSISTS

Season.....9, vs. South Carolina State 12/29/24
SEC.....3, (3x) at Tennessee, 1/16/25
Career.....11, at East Carolina 1/10/24*, at Charlotte 12/19/22*

BLOCKS

Season..1, at Georgia Tech, 12/4/24, vs. Chattanooga, 11/17/24
SEC.....
Career.....1 (5x), last vs. Chattanooga, 11/17/24

STEALS

Season.....5, vs. Oklahoma, 1/9/25
SEC.....5, vs. Oklahoma, 1/9/25
Career.....5, (2x) Last vs. Oklahoma, 1/9/25

FIELD GOALS MADE

Season.....3, (2x) Last vs. South Carolina State 12/29/24
SEC.....2, (4x) at Georgia, 1/12/25
Career.....14, vs. FIU, 1/7/23*

FIELD GOALS ATTEMPTED

Season.....8, vs. Chattanooga, 11/17/24
SEC.....7, at Georgia, 1/12/25
Career.....27, vs. FIU, 1/7/23*

THREE-POINT FIELD GOALS MADE

Season.....2 (2x) Last vs. South Carolina State 12/29/24
SEC.....1, (4x) Last at Tennessee, 1/16/25
Career.....4, at Southern Miss. 3/20/24*, vs. Charlotte 3/4/23*

THREE-POINT FIELD GOALS ATTEMPTED

Season.....5, at Georgia, 1/12/25
SEC.....5, at Georgia, 1/12/25
Career.....7, at North Texas 1/28/24*, at UTSA 12/31/22*

FREE THROWS MADE

Season.....5, vs. Chattanooga, 11/17/24
SEC.....4, vs. Oklahoma, 1/9/25
Career.....13, vs. SMU, 1/14/24*

FREE THROWS ATTEMPTED

Season.....6, vs. South Florida, 11/29/24
SEC.....4, vs. Oklahoma, 1/9/25
Career.....14, vs. SMU, 1/14/24*

MINUTES

Season.....34 (34:14), at UMES, 12/20/24
SEC.....27 (27:50) vs. South Carolina, 1/5/25
Career.....44 (43:50), at Wichita State, 1/25/24*
* AT UAB (2022-24)



1 DESTINEY MCPHAUL

R-JR. | G | 5-9 | PHILADELPHIA, PA. | WEST CATHOLIC HS | TEMPLE | NORTHWEST FLORIDA STATE COLLEGE



SCAN OR [CLICK HERE](#) FOR FULL BIO/STATISTICS

LAST FIVE GAMES

	GS	MIN	FG-FGA	FG%	3FG-3FGA	3FG%	FT-FTA	FT%	O-D-REB	PF	AST	TO	BLK	STL	PTS	+/-
at Tennessee 1/17		28:54	3-10	30.0	0-4	0.0	5-6	83.3	2-4-6	4	7	4	1	1	11	-11
at Georgia 1/12		20:02	2-6	66.7	2-3	66.7	0-0	0.0	0-2-2	3	2	2	0	0	6	+16
Oklahoma 1/9		25:35	3-10	30.0	2-5	40.0	2-2	100.0	0-1-1	1	1	0	1	0	10	+7
South Carolina 1/5		24:51	6-9	66.7	1-1	100.0	1-1	100.0	0-3-3	5	2	2	1	0	14	-22
at Kentucky 1/2		25:15	3-10	30.0	1-4	25.0	3-3	100.0	2-4-6	1	6	0	1	2	10	-11

SEASON STATISTICS

Games Played	Minutes/game	Points/game	FG Pct	3FG Pct	FT Pct	Rebounds/game	Assists/game	Turnovers/game	Assist/Turnover ratio	Steals/game	Blocks/game
17	23.5	8.3	47.5	38.1	77.5	3.0	2.8	1.8	1.6	1.2	0.3

2024-25

- Was a facilitator against Tennessee (Jan. 16), picked up eleven points, one block, one steal and career high seven assists. While in Knoxville, McPhaul saw her NW Florida State uniform for the first time.
- Went 2-3 from distance against Georgia (Jan. 12)
- Finished with double-digit points for the fourth straight game against Oklahoma, while knocking down a pair of threes (Jan. 9).
- Over her last five, McPhaul is averaging 10.8 points on 55.6 percent shooting from three, 3.2 rebounds, 3.0 assists, 1.4 steals per game
- Scored in double-figures for the fifth time this season against Kentucky (Jan. 2), where she had 10. Also picked up career-highs in rebounds and assists (six of each).
- McPhaul excelled for State against South Carolina State (Dec. 29), where she picked up 14 points making a career high four threes on 80% shooting from behind the arc.
- McPhaul went a perfect 4-4 from the floor in State's win against Belmont (Dec. 14). After being fouled with 0.2 seconds remaining in the game, McPhaul knocked down three free throws to secure the victory 73-70. She knocked down five shots from the charity stripe, a new career-high. She finished with 13 points, the third time she's finished in double-figures this season.
- Scored 10 or more points in consecutive games to open the season with 15 points in 22 minutes vs. Alcorn State (Nov. 10) and 11 points in her NCAA and Mississippi State debut in the season opener vs. Memphis (Nov. 7).
- McPhaul was ranked as the top-guard and second-overall junior college prospect in the 2024 class by JUCO World Exposure.

CAREER

- McPhaul was named a 2024 National Junior College Athletic Association (NJCAA) First Team All-American after she averaged 13.2 points, 4.8 assists and 3.0 rebounds in 31.7 minutes per game. Due to her success at the junior college level, McPhaul will have her jersey commemorated throughout the 2024-25 season at the Women's Basketball Hall of Fame in Knoxville, Tenn.
- McPhaul helped guide Northwest Florida State College to consecutive National Junior College Athletic Association (NJCAA) Championship game appearances.
- McPhaul improved her points average (12.0 to 14.4), field-goal (45.1 to 49.4), three-point (31.4 to 36.2) and free-throw percentage (66.4 to 82.3) from her freshman to her sophomore season, while she decreased her turnovers by 1.0 per game (2.9 to 1.9).
- McPhaul's 475 points in 2023-24 were the fourth-best single-season total in Northwest Florida State College program history.
- McPhaul practiced and redshirted with Temple in 2021-22 due to previous NCAA Transfer rules after she previously signed to attend Virginia Tech before she decided to transfer to Northwest Florida State College.
- The passing of her grandmother, Marsha, in 2021 while she was at Temple is a big source of her motivation.

GAME-BY-GAME

Opponent	Date	GS	MIN	FG-FGA	PCT	3FG-3FGA	PCT	FT-FTA	PCT	OFF DEF TOT	AVG	PF	A	TO	BLK	STL	PTS	AVG
Memphis	11/07/2024		21:25	4-7	.571	0-2	.000	3-5	.600	0 4 4	4.0	0	3	0	0	3	11	11.0
Alcorn	11/10/2024		22:15	5-6	.833	3-3	1.000	2-2	1.000	0 2 2	3.0	4	2	3	0	0	15	13.0
Alabama St.	11/13/2024		19:13	3-6	.500	1-3	.333	0-0	.000	0 3 3	3.0	0	0	6	0	3	7	11.0
Chattanooga	11/17/2024		14:54	1-3	.333	0-1	.000	2-2	1.000	0 1 1	2.5	2	1	1	0	0	4	9.3
Mercer	11/20/2024		24:15	3-6	.500	2-3	.667	0-0	.000	0 4 4	2.8	3	2	2	0	0	8	9.0
vs Jacksonville	11/24/2024		26:31	2-4	.500	0-2	.000	2-2	1.000	0 4 4	3.0	3	4	1	0	1	6	8.5
vs Utah	11/28/2024		20:05	0-2	.000	0-1	.000	0-0	.000	0 2 2	2.9	2	3	3	0	1	0	7.3
vs South Fla.	11/29/2024		15:02	1-4	.250	0-0	.000	1-2	.500	0 0 0	2.5	1	1	0	0	1	3	6.8
vs Belmont	12/14/2024		22:08	4-4	1.000	0-0	.000	5-6	.833	0 2 2	2.4	3	2	1	0	0	13	7.4
at ULM	12/17/2024		30:12	1-5	.200	0-2	.000	1-1	1.000	0 3 3	2.5	2	5	4	0	1	3	7.0
at UMES	12/20/2024	*	31:36	2-5	.400	0-3	.000	2-4	.500	1 3 4	2.6	0	3	1	2	2	6	6.9
South Carolina St.	12/29/2024		26:40	4-5	.800	4-5	.800	2-4	.500	0 4 4	2.8	1	4	0	0	5	14	7.5
at Kentucky	01/02/2025		25:15	3-10	.300	1-4	.250	3-3	1.000	2 4 6	3.0	1	6	0	0	2	10	7.7
South Carolina	01/05/2025		24:51	6-9	.667	1-1	1.000	1-1	1.000	0 3 3	3.0	5	2	2	1	0	14	8.1
Oklahoma	01/09/2025		25:35	3-10	.300	2-5	.400	2-2	1.000	0 1 1	2.9	1	1	0	1	0	10	8.3
at Georgia	01/12/2025		20:02	2-3	.667	2-3	.667	0-0	.000	0 2 2	2.8	3	2	2	0	0	6	8.1
at Tennessee	01/16/2025		28:54	3-10	.300	0-4	.000	5-6	.833	2 4 6	3.0	4	7	4	1	1	11	8.3
Totals		1	398:53	47-99	.475	16-42	.381	31-40	.775	5 46	51 3.0	35 48	30 5	20 141	8.3			

CAREER

				Field Goals		3-Point		F-Throws		Rebounds									Scoring	
SEASON	TEAM	GP-GS	MIN/AVG	FG-FGA	FG%	3FG-3FGA	3FG%	FT-FTA	FT%	OFF	DEF	TOT	AVG	PF-FO	A	TO	BLK	STL	PTS	AVG
2024-25	MS	17-1	399/23.5	47-99	.475	16-42	.381	31-40	.775	5	46	51	3.0	35-1	48	30	5	20	141	8.3
TOTAL		17-1	399/23.5	47-99	.475	16-42	.381	31-40	.775	5	46	51	3.0	35-1	48	30	5	20	141	8.3

HIGHS

POINTS	
Season.....	15, vs. Alcorn State, 11/10/24
SEC.....	14 vs. South Carolina, 1/5/25
Career.....	15, vs. Alcorn State, 11/10/24

REBOUNDS

Season.....	6, at Kentucky, 1/2/25
SEC.....	6, at Kentucky, 1/2/25
Career.....	6, at Kentucky, 1/2/25

ASSISTS

Season.....	7, at Tennessee, 1/16/25
SEC.....	7, at Tennessee, 1/16/25
Career.....	7, at Tennessee, 1/16/25

BLOCKS

Season.....	2, at UMES, 12/20/24
SEC.....	1, (3x) Last at Tennessee (1/16/25)
Career.....	2, at UMES, 12/20/24

STEALS

Season.....	5, vs. South Carolina State, 12/29/24
SEC.....	2, at Kentucky, 1/2/25
Career.....	5, vs. South Carolina State, 12/29/24

FIELD GOALS MADE

Season.....	6, vs. South Carolina, 1/5/25
SEC.....	6, vs. South Carolina, 1/5/25
Career.....	6, vs. South Carolina, 1/5/25

FIELD GOALS ATTEMPTED

Season.....	10, (3x) Last at Tennessee, 1/16/25
SEC.....	10, (3x) Last at Tennessee, 1/16/25
Career.....	10, (3x) Last at Tennessee, 1/16/25

THREE-POINT FIELD GOALS MADE

Season.....	4, vs. South Carolina State, 12/29/24
SEC.....	2, at Georgia, 1/12/25
Career.....	4, vs. South Carolina State, 12/29/24

THREE-POINT FIELD GOALS ATTEMPTED

Season.....	5, vs. South Carolina State, 12/29/24
SEC.....	4, (2x) Last at Tennessee, 1/16/25
Career.....	5, vs. South Carolina State, 12/29/24

FREE THROWS MADE

Season.....	5, (2x) Last at Tennessee, 1/16/25
SEC.....	5, at Tennessee, 1/16/25
Career.....	5, (2x) Last at Tennessee, 1/16/25

FREE THROWS ATTEMPTED

Season.....	6, (2x) Last at Tennessee, 1/16/25
SEC.....	6, at Tennessee, 1/16/25
Career.....	6, (2x) Last at Tennessee, 1/16/25

MINUTES

Season.....	32 (31:36), at UMES, 12/20/24
SEC.....	29 (28:54) at Tennessee, 1/16/25
Career.....	32 (31:36), at UMES, 12/20/24



2

JERKAILA JORDAN

GR. ^ | G | 5-10 | NEW ORLEANS, LA. | JOHN CURTIS HS | TULANE



SCAN OR [CLICK HERE](#) FOR FULL BIO/STATISTICS

LAST FIVE GAMES

	GS	MIN	FG-FGA	FG%	3FG-3FGA	3FG%	FT-FTA	FT%	O-D-REB	PF	AST	TO	BLK	STL	PTS	+/-
at Tennessee 1/16	*	35:52	5-2	41.6	3-6	50.0	4-4	100.0	1-1-2	1	0	5	0	2	17	-13
at Georgia 1/12	*	33:59	3-10	30.0	2-2	100.0	3-6	50.0	2-5-7	3	1	2	1	0	11	+6
Oklahoma 1/9	*	35:06	10-17	58.8	0-2	0.0	4-5	80.0	1-5-6	1	3	3	1	4	24	+5
South Carolina 1/5	*	32:26	9-18	50.0	2-2	100.0	4-5	80.0	2-4-6	0	0	1	0	2	24	-31
at Kentucky 1/2	*	28:54	7-21	33.3	1-4	33.3	2-3	66.7	2-3-5	2	0	2	1	2	17	-17

SEASON STATISTICS

Games Played	Minutes/game	Points/game	FG Pct	3FG Pct	FT Pct	Rebounds/game	Assists/game	Turnovers/game	Assist/Turnover ratio	Steals/game	Blocks/game
19	29.9	15.6	42.6	27.8	72.9	6.4	2.2	1.8	1.2	1.6	0.9

2024-25

- Finished with a team-leading 17 points against Tennessee (Jan. 16), the 11th time she has led the team in scoring this season.
- Jordan finished with 11 points and knocked two threes against Georgia (Jan. 12)
- Posted her second-staight 24 point performance against Oklahoma (Jan. 9), the 40th game in her career that she has scored 20+, along with six rebounds, four steals and one block.
- Led the Bulldogs with 17 points against Kentucky (Jan. 2), the seventh time she has led the Dawgs in scoring this season.
- Jordan posted her 10th double-digit performance this season and 101st of her career against South Carolina State (Dec. 29).
- Jordan scored her 2000th career point against UMES (Dec. 20). 1,560 of those have come as a Bulldog, which is eighth most in program history.
- Jordan picked up 23 points against ULM (Dec. 17), which marked a fifth-straight 20+ point performance (Nov. 29-Dec. 17). She became the first Bulldog to do such since Anastasia Hayes did in January 2022. Over that stretch, Jordan averaged 22.6 ppg, 7.0 rpg, 2.0 apg, 2.2 bpg and 1.4 spg.
- Jordan finished with her 14th double-double of her career after scoring a team-high 25 points and collecting 15 rebounds, a career-high, in State's victory over Belmont (Dec. 14)
- Jordan recorded 25 points on 10-19 from the field with five rebounds, two assists and two steals in 35 minutes at Georgia Tech (Dec. 4).
- Jordan averaged 14.5 points and 4.5 rebounds to earn 2024 Cayman Classic All-Tournament Team honors (Nov. 28-29).
- Jordan made her 100th-career start at Mississippi State, one of 11 players in program history to hit the mark, against Alabama State (Nov. 13). Jordan was the only Bulldog to start all 35 games in 2023-24. She has started 112 games at Mississippi State and all 139 in her career.
- Jordan now sits in third for the most steals in program history with 232 (2nd - Kushinge Sorrell - 238) and has moved into sixth with 159 threes made (5th - Blair Schaefer - 175) in Mississippi State program history.
- Jordan was named to the 2025 Preseason Coaches All-SEC Second Team for the second-straight season.

CAREER

- Jordan was named to the 2024 All-SEC Second Team.
- Jordan was the only player in the SEC to average at least 15.0 points, 5.0 rebounds, 2.0 assists and 2.0 steals per game in 2023-24. Her 16.2 points and 2.1 steals per game are each the fourth-best returning mark in the SEC in 2024-25.
- Jordan averaged 24.0 points, 4.0 rebounds, 4.0 assists, 2.5 steals and 2.0 blocks on 50.0 percent from the field (20-40) and 44.4 percent from three (4-9) against top-10 opponents in 2023-24. Jordan recorded a team-high plus/minus ratio of +303 in 2023-24.
- After basketball, Jordan is interested in a career in law enforcement and has shadowed the Starkville Police Department.

GAME-BY-GAME

Opponent	Date	GS	MIN	FG-FGA	PCT	3FG-3FGA	PCT	FT-FTA	PCT	OFF DEF TOT	AVG	PF	A	TO	BLK	STL	PTS	AVG	
Memphis	11/07/2024	*	18:22	1-11	.091	0-2	.000	0-0	.000	4 2 6	6.0	3	3	1	0	0	2	2.0	
Alcorn	11/10/2024	*	27:46	7-18	.389	1-6	.167	5-6	.833	2 5 7	6.5	2	4	2	0	2	20	11.0	
Alabama St.	11/13/2024	*	23:14	2-9	.222	0-5	.000	1-2	.500	3 5 8	7.0	1	2	1	0	1	5	9.0	
Chattanooga	11/17/2024	*	32:39	5-10	.500	0-2	.000	2-2	1.000	0 8 8	7.3	1	2	0	1	2	12	9.8	
Mercer	11/20/2024	*	23:31	6-12	.500	3-4	.750	0-0	.000	2 9 11	8.0	1	5	0	1	0	15	10.8	
vs Jacksonville	11/24/2024	*	23:16	5-9	.556	1-5	.200	1-2	.500	1 9 10	8.3	2	2	1	0	3	12	11.0	
vs Utah	11/28/2024	*	39:20	3-12	.250	0-4	.000	3-6	.500	0 2 2	7.4	2	3	3	0	1	9	10.7	
vs South Fla.	11/29/2024	*	34:03	8-19	.421	0-5	.000	4-4	1.000	2 4 6	7.3	2	2	3	1	0	20	11.9	
at Georgia Tech	12/04/2024	*	35:26	10-19	.526	2-5	.400	3-3	1.000	0 5 5	7.0	2	2	1	1	2	25	13.3	
at Chicago St.	12/08/2024	*	29:44	9-13	.692	3-6	.500	0-0	.000	0 5 5	6.8	1	3	1	5	3	21	14.1	
vs Belmont	12/14/2024	*	33:09	11-24	.458	1-6	.167	1-3	.333	4 11 15	7.5	3	1	0	1	1	24	15.0	
at ULM	12/17/2024	*	29:39	8-15	.533	1-2	.500	6-8	.750	4 0 4	7.3	3	2	4	3	1	23	15.7	
at UMES	12/20/2024	*	27:22	3-12	.250	0-4	.000	0-0	.000	1 3 4	7.0	3	4	3	2	3	6	14.9	
South Carolina St.	12/29/2024	*	23:23	4-11	.364	2-7	.286	0-0	.000	2 2 4	6.8	0	3	1	0	2	10	14.6	
at Kentucky	01/02/2025	*	28:54	7-21	.333	1-4	.250	2-3	.667	2 3 5	6.7	2	0	2	1	2	17	14.7	
South Carolina	01/05/2025	*	32:26	9-18	.500	2-2	1.000	4-5	.800	2 4 6	6.6	0	0	1	0	2	24	15.3	
Oklahoma	01/09/2025	*	35:06	10-17	.588	0-2	.000	4-5	.800	1 5 6	6.6	1	3	3	1	4	24	15.8	
at Georgia	01/12/2025	*	33:59	3-10	.300	2-2	1.000	3-6	.500	2 5 7	6.6	3	1	2	1	0	11	15.6	
at Tennessee	01/16/2025	*	35:52	5-12	.417	3-6	.500	4-4	1.000	1 1 2	6.4	1	0	5	0	2	17	15.6	
Totals			19	567:11	116-272	.426	22-79	.278	43-59	.729	33 88 121	6.4	33	42	34	18	31	297	15.6

CAREER

SEASON	TEAM	GP-GS	MIN/AVG	FG-FGA	FG%	3FG-3FGA	3FG%	FT-FTA	FT%	OFF DEF TOT	AVG	PF-FO	A	TO	BLK	STL	PTS	AVG
2020-21	Tulane	27-27	837/31.0	168-352	.477	33-90	.367	81-114	.711	32 74 106	3.9	59-0	68	91	18	61	450	16.7
2021-22	MS	29-29	888/30.6	152-338	.450	48-125	.384	43-64	.672	46 116 162	5.6	61-0	31	36	24	57	395	13.6
2022-23	MS	33-33	907/27.5	144-330	.436	49-122	.402	56-80	.700	52 118 170	5.2	72-0	64	65	23	72	393	11.9
2023-24	MS	35-35	1077/30.8	213-479	.445	40-120	.333	102-129	.791	57 148 205	5.9	76-3	84	79	24	74	568	16.2
2024-25	MS	19-19	567/29.9	116-272	.426	22-79	.278	43-59	.729	33 88 121	6.4	33-0	42	34	18	31	297	15.6
TOTAL FOR MS		116-116	3440/29.7	625-1419	.440	159-446	.357	244-332	.735	188 470 658	5.7	242-3	221	214	89	234	1653	14.3
TOTAL		143-143	4277/29.9	793-1771	.448	192-536	.358	325-446	.729	220 544 764	6.4	301-3	289	305	107	295	2103	14.7

HIGHS
POINTS

Season.....25, at Georgia Tech, 12/4/24
SEC.....25, at South Carolina, 1/7/24
Career.....36, at Penn State, 3/28/24

REBOUNDS

Season.....15, vs. Belmont (12/14/24)
SEC.....12, at Florida, 1/22/24, vs. Auburn, 1/19/23
Career.....15, vs. Belmont (12/14/24)

ASSISTS

Season.....5, vs. Mercer, 11/20/24
SEC.....5, vs. Vanderbilt, 1/4/24, vs. Auburn, 1/19/23
Career.....6, at Colorado State, 12/20/23

BLOCKS

Season.....5, at Chicago State, 12/8/24
SEC.....4, vs. Georgia, 2/8/24
Career.....5, at Chicago State, 12/8/24

STEALS

Season.....4, vs. Oklahoma, 1/9/25
SEC.....6, vs. Vanderbilt, 1/4/24
Career.....7, vs. Texas A&M Commerce, 12/11/22

FIELD GOALS MADE

Season.....11, vs. Belmont (12/14/24)
SEC.....11, at South Carolina, 1/7/24
Career.....13, at Memphis, 2/23/21*

FIELD GOALS ATTEMPTED

Season.....24, vs. Belmont (12/14/24)
SEC.....23, at South Carolina, 1/7/24
Career.....27, at Penn State, 3/28/24

THREE-POINT FIELD GOALS MADE

Season.....3, (3x) Last at Tennessee, 1/16/25
SEC.....4 (4x), Last vs. Alabama, 2/19/23
Career.....6, vs. Alcorn State, 11/14/21

THREE-POINT FIELD GOALS ATTEMPTED

Season.....7, vs. South Carolina State, 12/29/24
SEC.....9, at Missouri, 2/16/23, vs. Kentucky, 2/15/22
Career.....10, vs. Troy, 12/18/21, vs. Alcorn State, 11/14/21

FREE THROWS MADE

Season.....5, vs. Alcorn State, 11/10/24
SEC.....6, at Florida 1/22/24, vs. Tennessee 2/6/23
Career.....10, at Penn State, 3/28/24

FREE THROWS ATTEMPTED

Season.....6, (3x) Last at Georgia, 1/12/25
SEC.....10, vs. Tennessee, 2/6/23
Career.....13, at Penn State, 3/28/24

MINUTES

Season.....39 (39:20), vs. Utah, 11/28/24
SEC.....40, (39:57) at Ole Miss, 2/18/24
Career.....40, (39:57) at Ole Miss, 2/18/24
* AT TULANE (2020-21)



3 TERREN WARD

GR. ^ | G/F | 5-11 | JESUP, GA. | WAYNE COUNTY HS | GEORGIA SOUTHERN



SCAN OR [CLICK HERE](#) FOR FULL BIO/STATISTICS

LAST FIVE GAMES

	GS	MIN	FG-FGA	FG%	3FG-3FGA	3FG%	FT-FTA	FT%	O-D-REB	PF	AST	TO	BLK	STL	PTS	+/-
at Tennessee 1/16																
at Georgia 1/12																
Oklahoma 1/9																
South Carolina 1/5		4:07	1-1	100.0	0-0	0.0	0-0	0.0	1-0-1	0	0	1	1	0	2	-2
at Kentucky 1/2		9:31	1-2	50.0	0-1	0.0	0-0	0.0	2-0-2	3	0	0	0	0	2	-5

SEASON STATISTICS

Games Played	Minutes/game	Points/game	FG Pct	3FG Pct	FT Pct	Rebounds/game	Assists/game	Turnovers/game	Assist/Turnover ratio	Steals/game	Blocks/game
13	8.7	3.8	42.1	20.0	82.4	2.3	0.2	0.5	0.3	0.2	0.3

2024-25

- Ward finished with double-digits for the second time as a Bulldog against South Carolina State (Dec. 29) after collecting 12 points.
- Ward added nine points behind a 7-8 performance from the free-throw line, in addition to seven rebounds and a steal in 10 minutes vs. Jacksonville (Nov. 24).
- Ward posted 14 points on 3-5 from the field, 3-4 from three and 5-6 from the free-throw line, in addition to eight rebounds and a block in 14 minutes vs. Alabama State (Nov. 13).
- Ward has a 6' 0" wingspan and 7' 9" standing reach.
- Ward was rated one of the top transfer portal prospects in the 2024 class by ESPN (Charlie Creme).

CAREER

- Prior to 2024-25, Ward played in 106 games with 69 starts over four seasons under Head Coach Anita Howard at Georgia Southern from 2020-24, who is now on staff at Mississippi State as an Assistant Coach/Recruiting Coordinator.
- Ward averaged 22.0 points, 9.1 rebounds, 1.9 assists, 1.8 steals in 29.9 minutes per game at Georgia Southern in 2023-24. Her 22.0 points per game ranked 11th nationally.
- Ward was a 2024 and 2023 Sun Belt All-Conference First Team and a 2022 Sun Belt All-Conference Second Team selection. Ward became one of five players in Georgia Southern program history and the first since 2001 to earn three All-Sun Belt Conference selections. She was also named 2021 Sun Belt Conference Freshman of the Year.
- Ward ranked in the top 10 in the Sun Belt in 15 different statistical categories in 2023-24, including ranking second with both 22.0 points per game and 9.1 rebounds per game.
- Ward finished third in program history with 1,749 points and fifth with 802 rebounds at Georgia Southern.
- Ward's 16 double-doubles at Georgia Southern in 2023-24 tied for 24th nationally. She posted 34 career double-doubles, including 27 over her final two seasons, at Georgia Southern.
- Ward recorded a career-high 40 points on 14-21 from the field, 6-10 from three and 6-7 from the free-throw line, in addition to six rebounds and two assists in 34 minutes vs. Arkansas State (Dec. 31, 2022), which marked only the fifth game of 40 or more points in Georgia Southern

HIGHS

POINTS
Season..... 14, vs. Alabama State, 11/13/24
SEC..... 2, (2x) Last vs. South Carolina, 1/5/25
Career..... 40, vs. Arkansas St., 12/31/22*

REBOUNDS

Season..... 8, vs. Alabama State, 11/13/24
SEC..... 2, at Kentucky, 1/2/25
Career..... 17, vs. South Alabama, 1/29/22*

ASSISTS

Season..... 1, (2x) Last at UMES, 12/20/24
SEC.....
Career..... 7, vs. App. State, 1/14/23*

BLOCKS

Season..... 1 (4x), Last vs. South Carolina, 1/5/25
SEC..... 1, vs. South Carolina, 1/5/25
Career..... 4, at App. State, 2/11/23*

STEALS

Season..... 1, (3x) Last vs. South Carolina State, 12/29/24
SEC.....
Career..... 7, vs. Texas State, 1/13/22*

FIELD GOALS MADE

Season..... 6, vs. South Carolina State, 12/29/24
SEC..... 1, (2x) Last vs. South Carolina, 1/5/25
Career..... 14, vs. Arkansas State, 12/31/22*

FIELD GOALS ATTEMPTED

Season..... 9, vs. South Carolina State, 12/29/24
SEC..... 2, at Kentucky, 1/2/25
Career..... 30, at NIU, 2/10/24*

THREE-POINT FIELD GOALS MADE

Season..... 3, vs. Alabama State, 11/13/24
SEC.....
Career 6, vs. Arkansas State, 12/31/22*, at Longwood, 12/22/23*

THREE-POINT FIELD GOALS ATTEMPTED

Season..... 4, vs. Alabama State, 11/13/24
SEC..... 1, at Kentucky, 1/2/25
Career..... 13, at NIU, 2/10/24*

FREE THROWS MADE

Season..... 7, vs. Jacksonville, 11/24/24
SEC.....
Career..... 12, vs. Hampton, 12/19/23*

FREE THROWS ATTEMPTED

Season..... 8, vs. Jacksonville, 11/24/24
SEC.....
Career..... 16, vs. Hampton, 12/19/23 *

MINUTES

Season..... 21 (21:09), vs. South Carolina State, 12/29/24
SEC..... (10) 9:31, at Kentucky, 1/2/25
Career..... 39 (39:03), vs. Coastal Carolina, 2/24/24*
* AT GEORGIA SOUTHERN (2020-24)

GAME-BY-GAME

Opponent	Date	GS	MIN	FG-FGA	PCT	3FG-3FGA	PCT	FT-FTA	PCT	OFF	DEF	TOT	AVG	PF	A	TO	BLK	STL	PTS	AVG
Memphis	11/07/2024		04:17	0-1	.000	0-0	.000	0-0	.000	1	0	1	1.0	0	0	1	0	0	0	0.0
Alabama St.	11/13/2024		14:16	3-5	.600	3-4	.750	5-6	.833	1	7	8	4.5	0	1	0	1	0	14	7.0
Chattanooga	11/17/2024		08:43	0-3	.000	0-2	.000	0-0	.000	0	1	1	3.3	0	0	0	1	0	0	4.7
Mercer	11/20/2024		13:07	1-4	.250	0-2	.000	2-2	1.000	0	3	3	3.3	1	0	0	1	0	4	4.5
vs Jacksonville	11/24/2024		10:18	1-7	.143	0-3	.000	7-8	.875	2	5	7	4.0	2	0	2	0	1	9	5.4
vs Utah	11/28/2024		02:16	0-0	.000	0-0	.000	0-0	.000	0	0	0	3.3	1	0	1	0	0	0	4.5
vs South Fla.	11/29/2024		02:39	0-0	.000	0-0	.000	0-0	.000	0	0	0	2.9	0	0	0	0	0	0	3.9
vs Belmont	12/14/2024		01:05	0-0	.000	0-0	.000	0-0	.000	0	0	0	2.5	0	0	0	0	0	0	3.4
at ULM	12/17/2024		07:26	1-3	.333	0-1	.000	0-0	.000	0	2	2	2.4	1	0	0	0	0	2	3.2
at UMES	12/20/2024		14:00	2-3	.667	0-1	.000	0-0	.000	0	1	1	2.3	1	1	0	0	1	4	3.3
South Carolina St.	12/29/2024		21:09	6-9	.667	0-1	.000	0-1	.000	3	1	4	2.5	2	0	1	0	1	12	4.1
at Kentucky	01/02/2025		09:31	1-2	.500	0-1	.000	0-0	.000	2	0	2	2.4	3	0	0	0	0	2	3.9
South Carolina	01/05/2025		04:07	1-1	1.000	0-0	.000	0-0	.000	1	0	1	2.3	0	0	1	1	0	2	3.8
Totals		0	112:54	16-38	.421	3-15	.200	14-17	.824	10	20	30	2.3	11	2	6	4	3	49	3.8

CAREER

SEASON	TEAM	GP-GS	MIN/AVG	Field Goals		3-Point		F-Throws		Rebounds				Scoring						
				FG-FGA	FG%	3FG-3FGA	3FG%	FT-FTA	FT%	OFF	DEF	TOT	AVG	PF-FO	A	TO	BLK	STL	PTS	AVG
2020-21	GS	22-2	311/14.1	55-121	.455	12-24	.500	51-61	.836	38	63	101	4.6	38-0	23	33	4	24	173	7.9
2021-22	GS	24-11	635/26.4	128-317	.404	34-94	.362	76-104	.731	44	139	183	7.6	51-0	50	68	15	47	366	15.3
2022-23	GS	31-27	871/28.1	199-474	.420	60-162	.370	115-155	.742	78	175	253	8.2	98-4	61	86	20	62	573	18.5
2023-24	GS	29-29	866/29.9	230-581	.396	60-183	.328	117-147	.796	88	177	265	9.1	100-6	54	95	21	52	637	22.0
2024-25	MS	13-0	113/8.7	16-38	.421	3-15	.200	14-17	.824	10	20	30	2.3	11-0	2	6	4	3	49	3.8
TOTAL FOR MS		13-0	113/8.7	16-38	.421	3-15	.200	14-17	.824	10	20	30	2.3	11-0	2	6	4	3	49	3.8
TOTAL		119-69	2796/23.5	628-1531	.410	169-478	.354	373-484	.771	258	574	832	7.0	298-10	190	288	64	188	1798	15.1



4

ENIYA RUSSELL

GR. ^ | G/F | 6-0 | BALTIMORE, MD. | SAINT VINCENT PALLOTTI HS | SOUTH CAROLINA | KENTUCKY



SCAN OR [CLICK HERE](#) FOR FULL BIO/STATISTICS

LAST FIVE GAMES

	GS	MIN	FG-FGA	FG%	3FG-3FGA	3FG%	FT-FTA	FT%	O-D-REB	PF	AST	TO	BLK	STL	PTS	+/-
at Tennessee 1/16	*	39:43	3-8	37.5	0-3	0.0	0-1	0.0	0-1-1	2	5	2	0	0	6	-10
at Georgia 1/12	*	38:13	8-15	53.3	4-9	44.4	1-5	20.0	1-5-6	0	9	4	0	0	21	+15
Oklahoma 1/9	*	32:32	3-12	25.0	2-4	50.0	4-6	66.7	1-3-4	1	3	3	0	2	12	+3
South Carolina 1/5	*	28:05	4-9	44.4	0-2	0.0	4-5	80.0	1-3-4	2	1	4	0	0	12	-21
at Kentucky 1/2	*	30:02	5-15	33.3	1-2	50.0	2-2	100.0	2-4-6	4	2	2	0	1	13	-26

SEASON STATISTICS

Games Played	Minutes/game	Points/game	FG Pct	3FG Pct	FT Pct	Rebounds/game	Assists/game	Turnovers/game	Assist/Turnover ratio	Steals/game	Blocks/game
19	27.6	13.2	46.5	29.5	60.0	4.8	4.3	3.2	1.3	0.7	0.2

2024-25

- Six points and five assists against Tennessee (Jan. 16), the first time she hadn't scored 10+ since December 17.
- Russell finished with 21 points and nine assists, tying her career high's in assists and three pointers made.
- Russell picked up 12 points, four rebounds and three assists against Oklahoma (Jan. 9), her fifth-straight in double figures and 11th of her last 12.
- Finished with 12 points in South Carolina, which was the second game in a row she played against one of her former teams.
- Picked up 13 points and a team-high six rebounds in her return to Lexington against Kentucky (Jan. 2).
- Russell picked up her first career double-double against UMES (Dec. 20) with 16 points on 7-15 shooting and 10 rebounds. She led the Bulldogs with six assists as well.
- Russell has scored 10 or more points in 15 of 19 games at Mississippi State. She's already tallied more assists this season than any in her career. (47 at Kentucky in 2023-24).
- Russell exploded for a career-high 26 points, her fifth-career game with 20 or more points, on 10-15 from the field, 4-8 from three and 2-3 from the free-throw line in 25 minutes in the season opener against Memphis (Nov. 7). It marked the most points in a Mississippi State debut since at least 1983-94, per the records available. The four threes made and eight attempted also marked career highs.
- Twice recruited by Coach Purcell prior to Mississippi State, Russell was rated the No. 24 transfer portal prospect in the 2024 class by ESPN (Charlie Creme).

CAREER

- Prior to 2024-25, Russell played in 104 games with two starts over four seasons at South Carolina and most recently Kentucky from 2020-24.
- Russell played in 55 games with her two starts in two seasons at Kentucky from 2022-24. She played in 49 games in two seasons at South Carolina from 2020-22.
- Russell played in 32 games with two starts at Kentucky in 2023-24. She averaged 10.1 points, 3.6 rebounds and 1.5 assists in 20.7 minutes per game. Her points, rebounds, assists, minutes, steals averages and free-throw percentage were all career highs.
- Russell appeared in six NCAA Tournament games and won a 2022 NCAA National Championship with South Carolina (April 3, 2022).
- Russell was a 2020 McDonald's All-American, ranked a five-star and the No. 43 overall recruit in the 2020 class by espnW HoopGurlz.
- Russell runs a youth camp to give back to inner city kids in her hometown of Baltimore, Md. during the offseason. She was the last player to leave the court, signing autographs for over an hour after the game for kids in attendance at Mississippi State's Education Day game (Nov. 13.).

GAME-BY-GAME

Opponent	Date	GS	MIN	FG-FGA	PCT	3FG-3FGA	PCT	FT-FTA	PCT	OFF	DEF	TOT	AVG	PF	A	TO	BLK	STL	PTS	AVG		
Memphis	11/07/2024	*	24:52	10-15	.667	4-8	.500	2-3	.667	1	2	3	3.0	1	1	3	0	0	26	26.0		
Alcorn	11/10/2024	*	27:48	3-6	.500	0-2	.000	2-4	.500	0	10	10	6.5	4	2	5	0	1	8	17.0		
Alabama St.	11/13/2024	*	25:44	5-9	.556	2-4	.500	4-5	.800	1	0	1	4.7	1	8	2	0	1	16	16.7		
Chattanooga	11/17/2024	*	31:09	7-13	.538	1-5	.200	4-5	.800	1	6	7	5.3	1	4	4	0	1	19	17.3		
Mercer	11/20/2024	*	23:17	3-9	.333	1-2	.500	1-2	.500	1	5	6	5.4	2	6	2	0	3	8	15.4		
vs Jacksonville	11/24/2024	*	22:14	5-10	.500	0-3	.000	2-2	1.000	0	3	3	5.0	3	3	3	1	0	12	14.8		
vs Utah	11/28/2024	*	31:26	6-12	.500	1-3	.333	0-0	.000	1	3	4	4.9	1	4	1	1	0	13	14.6		
vs South Fla.	11/29/2024	*	30:09	5-11	.455	0-2	.000	0-0	.000	0	7	7	5.1	2	3	1	0	0	10	14.0		
at Georgia Tech	12/04/2024	*	30:10	8-15	.533	1-5	.200	1-2	.500	1	8	9	5.6	3	9	7	0	0	18	14.4		
at Chicago St.	12/08/2024	*	25:50	6-12	.500	3-7	.429	2-2	1.000	0	5	5	5.5	2	5	5	1	1	17	14.7		
vs Belmont	12/14/2024	*	29:27	5-11	.455	0-2	.000	1-6	.167	1	2	3	5.3	3	3	2	0	0	11	14.4		
at ULM	12/17/2024	*	09:13	1-3	.333	0-1	.000	0-0	.000	0	2	2	5.0	1	1	0	0	1	2	13.3		
at UMES	12/20/2024	*	27:29	7-15	.467	2-9	.222	0-0	.000	3	7	10	5.4	1	6	5	0	0	16	13.5		
South Carolina St.	12/29/2024	*	27:19	5-13	.385	1-5	.200	0-0	.000	0	0	0	5.0	1	6	6	1	2	11	13.4		
at Kentucky	01/02/2025	*	30:02	5-15	.333	1-2	.500	2-2	1.000	2	4	6	5.1	4	2	2	0	1	13	13.3		
South Carolina	01/05/2025	*	28:05	4-9	.444	0-2	.000	4-5	.800	1	3	4	5.0	2	1	4	0	0	12	13.3		
Oklahoma	01/09/2025	*	32:32	3-12	.250	2-4	.500	4-6	.667	1	3	4	4.9	1	3	3	0	2	12	13.2		
at Georgia	01/12/2025	*	38:13	8-15	.533	4-9	.444	1-5	.200	1	5	6	5.0	0	9	4	0	0	21	13.6		
at Tennessee	01/16/2025	*	29:42	3-8	.375	0-3	.000	0-1	.000	0	1	1	4.8	2	5	2	0	0	6	13.2		
Totals			18	524:41	.491	99-213	.465	23-78	.295	30-50	.600	15	76	91	4.8	38	81	61	4	13	251	13.2

CAREER

		Field Goals		3-Point		F-Throws		Rebounds				Scoring	
SEASON	TEAM	GP-GS	MIN/AVG	FG-FGA	FG%	3FG-3FGA	3FG%	FT-FTA	FT%	OFF	DEF	TOT	AVG
2020-21	SC	26-0	168/6.5	22-66	.333	4-20	.200	21-35	.600	3	21	24	0.9
2021-22	SC	23-0	177/7.7	19-45	.422	5-12	.417	10-17	.588	5	25	30	1.3
2022-23	UK	23-0	256/11.1	30-87	.345	6-22	.273	20-35	.571	12	23	35	1.5
2023-24	UK	32-2	661/20.7	124-301	.412	9-42	.214	66-96	.688	34	80	114	3.6
2024-25	MS	19-18	525/27.6	99-213	.465	23-78	.295	30-50	.600	15	76	91	4.8
TOTAL FOR MS		19-18	525/27.6	99-213	.465	23-78	.295	30-50	.600	15	76	91	4.8
TOTAL		123-20	1788/14.5	294-712	.413	47-174	.270	147-233	.631	69	225	294	2.4

HIGHS

Points	26, vs. Memphis, 11/7/24
SEC	24, vs. Florida, 2/18/24*
Career	26, vs. Memphis, 11/7/24

REBOUNDS

Season	10, (2x) Last at UMES, 12/20/24
SEC	7 (3x), Last at Mississippi State, 2/22/24*
Career	10, (2x) Last at UMES, 12/20/24

ASSISTS

Season	9, (2x) Last at Georgia, 1/12/25
SEC	9, at Georgia, 1/12/25
Career	9, (2x) Last at Georgia, 1/12/25

BLOCKS

Season	1 (3x), last at Chicago State, 12/8/24
SEC	2, vs. Mississippi State, 2/1/24*, vs. Texas A&M, 2/11/24*
Career	2 (3x), last vs. Texas A&M, 2/11/24*

STEALS

Season	3, vs. Mercer, 11/20/24
SEC	3, at Mississippi State, 2/22/24*
Career	3, vs. Mercer, 11/20/24, at Mississippi State, 2/22/24*

FIELD GOALS MADE

Season	10, vs. Memphis, 11/7/24
SEC	8 (4x) Last at Georgia, 1/12/25
Career	10, vs. Memphis, 11/7/24

FIELD GOALS ATTEMPTED

Season	15, (4x) Last at Georgia, 1/12/25
SEC	17, vs. Tennessee, 3/7/24*, vs. Missouri, 1/21/24*
Career	17, vs. Tennessee, 3/7/24*, vs. Missouri, 1/21/24*

THREE-POINT FIELD GOALS MADE

Season	4, (2x) Last at Georgia, 1/12/25
SEC	4, at Georgia, 1/12/25
Career	4, (2x) at Georgia, 1/12/25

THREE-POINT FIELD GOALS ATTEMPTED

Season	9, (2x) at Georgia, 1/12/25
SEC	9, at Georgia, 1/12/25
Career	9, (2x) Last at Georgia, 1/12/25

FREE THROWS MADE

Season	4, (4x) Last vs. Oklahoma, 1/9/25
SEC	7, vs. Florida, 2/18/24*
Career	7, vs. Florida 2/18/24*, vs. Boston College, 11/30/23*

FREE THROWS ATTEMPTED

Season	6, (2x) Last vs. Oklahoma, 1/9/25
SEC	10, vs. Florida, 2/18/24*
Career	10, vs. Florida, 2/18/24*

MINUTES

Season	38 (38:13) at Georgia, 1/12/25
SEC	38 (38:13) at Georgia, 1/12/25
Career	38 (38:13) at Georgia, 1/12/25
* AT KENTUCKY (2022-24), ! AT SOUTH CAROLINA (2020-22)	



5

CHANDLER PRATER

GR. | G/F | 5-10 | KANSAS CITY, MO. | NORTH KANSAS CITY HS | KANSAS | OKLAHOMA STATE



SCAN OR [CLICK HERE](#) FOR FULL BIO/STATISTICS

LAST FIVE GAMES

	GS	MIN	FG-FGA	FG%	3FG-3FGA	3FG%	FT-FTA	FT%	O-D-REB	PF	AST	TO	BLK	STL	PTS	+/-
at Tennessee 1/16		22:23	3-8	37.5	0-3	0.0	0-0	0.0	1-2-3	2	0	1	0	1	6	-5
at Georgia 1/12		17:24	2-5	40.0	2-4	50.0	2-2	100.0	3-0-3	1	2	2	2	0	8	+2
Oklahoma 1/9		13:31	1-6	16.6	0-2	0.0	0-0	0.0	0-3-3	2	0	2	0	0	2	+6
South Carolina 1/5		21:20	1-5	20.0	0-1	0.0	0-0	0.0	0-2-2	1	1	2	0	2	2	-14
at Kentucky 1/2		20:06	1-5	20.0	0-1	0.0	3-4	75.0	0-4-4	1	1	2	2	1	5	+2

SEASON STATISTICS

Games Played	Minutes/game	Points/game	FG Pct	3FG Pct	FT Pct	Rebounds/game	Assists/game	Turnovers/game	Assist/Turnover ratio	Steals/game	Blocks/game
19	18.5	5.1	38.6	34.3	80.0	3.9	1.3	1.8	0.7	0.7	0.4

2024-25

- Knocked down a pair of threes in State's contest against Georgia
- Rejected a season-high two shots against the Kentucky Wildcats (Jan. 2).
- In her second start as a Bulldog, Prater finished with a season-highs of 14 points and two steals, along with eight rebounds.
- Prater's three point shooting has taken a major leap in her fifth season, as she is shooting 41.7 percent (10-24), which is +14.0 percent of her best single-season percentage of 27.7 (13-47).
- Prater made her first start as a Bulldog against UMES (Dec. 20), where she picked up four points and three assists.
- Prater recorded back-to-back outings with 10 or more points after 14 points on 5-9 from the field and 4-5 from three in 23 minutes at Chicago State (Dec. 8). It marked the 33rd game of her career with 10 or more points and her second at Mississippi State. Prater also turned in 10 points on 5-5 from the field, in addition to six rebounds and three assists in 25 minutes at Georgia Tech (Dec. 4).
- Prater knocked down a career-high four threes at Chicago State (Dec. 8).
- Prater is labeled one of the glue pieces on the team by Head Coach Sam Purcell due to her ability to play and guard multiple positions.
- In her first game back from injury, Prater recorded a near double-double with nine points and nine rebounds in 16 minutes in the season opener vs. Memphis (Nov. 7). She praised Strength and Conditioning Coach Kaiti Jones and Athletic Trainer Taylor Pitts for their part in her recovery process in postgame media.
- Prater rehabbed a season-ending injury throughout the offseason that she suffered five games into 2023-24 at Oklahoma State.

CAREER

- Prater averaged 8.0 points, 6.0 rebounds, 2.0 assists and 1.4 steals in 21.0 minutes per game in five games at Oklahoma State before suffering a season-ending injury in 2023-24.
- Prater played in 35 games with 33 starts, started 24 of the final 25 games of the season, at Kansas in 2022-23. She helped lead Kansas to a 2023 WNIT Title and started all six tournament games. She averaged 9.5 points, 6.0 rebounds, 2.5 assists on 40.6 percent from the field (125-308) and 78.9 percent from the free-throw line (71-90) at Kansas in 2022-23.
- Prater played in 86 games with all 36 career starts in four seasons at Kansas from 2019-23. She redshirted for the 2019-20 season.
- Prater is known for being the chef on the team and routinely organizes team meals together.
- Prater hosts a youth basketball camp back in her hometown of Kansas City, Mo. during the offseason.

GAME-BY-GAME

Opponent	Date	GS	MIN	FG-FGA	PCT	3FG-3FGA	PCT	FT-FTA	PCT	OFF	DEF	TOT	AVG	PF	A	TO	BLK	STL	PTS	AVG
Memphis	11/07/2024		16:22	3-7	.429	0-1	.000	3-3	1.000	3	6	9	9.0	5	1	2	1	1	9	9.0
Alcorn	11/10/2024		18:05	2-5	.400	1-2	.500	0-0	.000	1	6	7	8.0	0	2	0	2	5	7.0	
Alabama St.	11/13/2024		12:37	1-2	.500	1-2	.500	0-0	.000	0	1	1	5.7	1	2	0	0	0	3	5.7
Chattanooga	11/17/2024		15:45	0-3	.000	0-3	.000	0-0	.000	0	3	3	5.0	1	2	1	0	0	0	4.3
Mercer	11/20/2024		17:27	1-3	.333	0-2	.000	1-2	.500	0	3	3	4.6	1	3	4	0	1	3	4.0
vs Jacksonville	11/24/2024		13:38	0-2	.000	0-0	.000	1-2	.500	3	0	3	4.3	1	1	2	1	0	1	3.5
vs Utah	11/28/2024		11:60	1-3	.333	1-1	1.000	1-2	.500	1	5	6	4.6	3	0	3	0	1	4	3.6
vs South Fla.	11/29/2024		12:55	0-1	.000	0-0	.000	0-0	.000	0	2	2	4.3	2	0	1	0	2	0	3.1
at Georgia Tech	12/04/2024		24:51	5-5	1.000	0-0	.000	0-0	.000	0	6	6	4.4	2	3	1	0	0	10	3.9
at Chicago St.	12/08/2024		23:23	5-9	.556	4-5	.800	0-0	.000	1	4	5	4.5	2	4	2	1	0	14	4.9
vs Belmont	12/14/2024		19:37	0-2	.000	0-1	.000	0-0	.000	0	1	1	4.2	2	0	2	0	0	0	4.5
at ULM	12/17/2024		16:55	2-3	.667	2-2	1.000	0-0	.000	0	3	3	4.1	0	2	1	0	0	6	4.6
at UMES	12/20/2024	*	23:29	1-4	.250	0-2	.000	2-2	1.000	0	3	3	4.0	1	3	2	0	0	4	4.5
South Carolina St.	12/29/2024	*	30:13	5-10	.500	1-3	.333	3-3	1.000	2	6	8	4.3	2	0	2	0	2	14	5.2
at Kentucky	01/02/2025		20:06	1-5	.200	0-1	.000	3-4	.750	0	4	4	4.3	1	1	2	2	1	5	5.2
South Carolina	01/05/2025		21:20	1-5	.200	0-1	.000	0-0	.000	0	2	2	4.1	1	1	2	0	2	2	5.0
Oklahoma	01/09/2025		13:31	1-6	.167	0-2	.000	0-0	.000	0	3	3	4.1	2	0	2	0	0	2	4.8
at Georgia	01/12/2025		17:24	2-5	.400	2-4	.500	2-2	1.000	3	0	3	4.0	1	2	2	2	0	8	5.0
at Tennessee	01/16/2025		22:23	3-8	.375	0-3	.000	0-0	.000	1	2	3	3.9	2	0	1	0	1	6	5.1

CAREER

				Field Goals		3-Point		F-Throws		Rebounds				Scoring						
SEASON	TEAM	GP-GS	MIN/AVG	FG-FGA	FG%	3FG-3FGA	3FG%	FT-FTA	FT%	OFF	DEF	TOT	AVG	PF-FO	A	TO	BLK	STL	PTS	AVG
2020-21	KU	20-0	257/12.9	29-77	.377	4-16	.250	10-15	.667	15	33	48	2.4	48-4	16	20	2	15	72	3.6
2021-22	KU	31-3	598/19.3	77-175	.440	9-39	.231	58-71	.817	23	107	130	4.2	63-0	43	57	9	26	221	7.1
2022-23	KU	35-33	997/28.5	125-308	.406	13-47	.277	71-90	.789	63	146	209	6.0	105-5	89	100	23	60	334	9.5
2023-24	OSU	5-0	105/21.0	17-40	.425	1-5	.200	5-6	.833	9	21	30	6.0	12-1	10	15	3	7	40	8.0
2024-25	MS	19-2	352/18.5	34-88	.386	12-35	.343	16-20	.800	15	60	75	3.9	30-1	25	34	7	13	96	5.1
TOTAL FOR MS		19-2	352/18.5	34-88	.386	12-35	.343	16-20	.800	15	60	75	3.9	30-1	25	34	7	13	96	5.1
TOTAL		110-38	2310/21.0	282-688	.410	39-142	.275	160-202	.792	125	367	492	4.5	258-11	183	226	44	121	763	6.9

HIGHS

POINTS
Season..... 14, (2x) Last vs. South Carolina State, 12/29/24
SEC..... 8, at Georgia, 1/12/25
Career..... 24, at TCU, 3/4/23!

REBOUNDS

Season..... 9, vs. Memphis, 11/7/24
SEC..... 4, at Kentucky, 1/2/25
Career..... 16, vs. Nebraska, 3/23/23!

ASSISTS

Season..... 4, at Chicago State, 12/8/24
SEC..... 2, at Georgia, 1/12/25
Career..... 6 (3x), Last vs. Western Kentucky, 3/17/23!

BLOCKS

Season..... 2, (2x) Last at Georgia, 1/12/25
SEC..... 2, (2x) Last at Georgia, 1/12/25
Career..... 5, vs. UT Arlington, 11/16/22!

STEALS

Season..... 2, (4x) Last vs. South Carolina, 1/5/25
SEC..... 2, vs. South Carolina, 1/5/25
Career..... 5, vs. New Orleans, 11/8/23!

FIELD GOALS MADE

Season..... 5, (3x) Last vs. South Carolina State, 12/29/24
SEC..... 2, at Georgia, 1/12/25
Career..... 10, at TCU, 3/4/23!

FIELD GOALS ATTEMPTED

Season..... 10, vs. South Carolina State, 12/29/24
SEC..... 8, at Tennessee, 1/16/25
Career..... 19, vs. TCU, 3/9/23!

THREE-POINT FIELD GOALS MADE

Season..... 4, at Chicago State, 12/8/24
SEC..... 2, at Georgia, 1/12/25
Career..... 4, at Chicago State, 12/8/24

THREE-POINT FIELD GOALS ATTEMPTED

Season..... 5, at Chicago State, 12/8/24
SEC..... 4, at Georgia, 1/12/25
Career..... 5, at Chicago State, 12/8/24

FREE THROWS MADE

Season..... 3, (3x), Last at Kentucky, 1/2/25
SEC..... 3, at Kentucky, 1/2/25
Career..... 13, at Arizona, 12/8/22!

FREE THROWS ATTEMPTED

Season..... 4, at Kentucky, 1/2/25
SEC..... 4, at Kentucky, 1/2/25
Career..... 13, at Arizona, 12/8/22!

MINUTES

Season..... 30 (30:13), vs. South Carolina State, 12/29/24
SEC..... 22 (22:23), at Tennessee, 1/16/25
Career..... 39 (38:37), at Texas Tech, 2/11/23!
* AT OKLAHOMA STATE (2023-24), ! AT KANSAS (2019-23)



6

SHAKIRAH EDWARDS

FR. | G | 5-10 | PANAMA CITY, FLA. | RUTHERFORD HIGH SCHOOL

SCAN OR [CLICK HERE](#) FOR FULL BIO/STATISTICS

LAST FIVE GAMES

	GS	MIN	FG-FGA	FG%	3FG-3FGA	3FG%	FT-FTA	FT%	O-D-REB	PF	AST	TO	BLK	STL	PTS	+/-
at Tennessee 1/17		1:38	0-0	0.0	0-0	0.0	0-0	0.0	0-0-0	0	0	0	0	0	0	+2
at Georgia 1/12																
Oklahoma 1/9																
South Carolina 1/5		0:54	0-0	0.0	0-0	0.0	0-0	0.0	0-0-0	0	0	0	0	0	0	0
Kentucky 1/2																

SEASON STATISTICS

Games Played	Minutes/game	Points/game	FG Pct	3FG Pct	FT Pct	Rebounds/game	Assists/game	Turnovers/game	Assist/Turnover ratio	Steals/game	Blocks/game
10	4.4	1.2	40.0	33.3	100.0	0.4	0.5	0.5	1.0	0.2	0.3

2024-25

- Edwards finished with eight points on 2-4 from behind the arc, in addition to two rebounds and a steal in 12 minutes at Chicago State (Dec. 8).
- Edwards recorded four points on 2-3 from the field and a block in seven minutes in the season opener vs. Memphis (Nov. 7).
- One of the top athletes on the team, Edwards recorded a team-best 10' 5.5" approach height (running vertical height) and 35.5" approach jump (running vertical). She also has a 6' 0.5" wingspan, 7' 6" standing reach, 30.2" standing vertical, 3.46-second 3/4-court sprint and a 1.59-second 10-yard acceleration split.
- Edwards and Jerkaila Jordan earned the 'Top Dawg' Award, which is awarded to the two players who reflects elite metrics in the weight room and conditioning sessions throughout the offseason.

CAREER

- Edwards was rated a four-star recruit in the 2024 class by espnW HoopGurlz. She became the first Bay County basketball recruit to sign with a Power Four school since 2010.
- Edwards was a part of the winningest class in school history with a 93-14 record, four FHSAA Class 4A District 2 championships and three straight FHSAA Class 4A Elite Eight appearances at Rutherford High School.
- Edwards was a two-time FHSAA Class 2A State Champion and two-time runner up in the women's high jump. She boasts personal bests of 1.72 meters (5' 8") in the high jump, 5.80 meters (19' 0.5") in the long jump, 12.57 seconds in the 100-meter and 26.41 seconds in the 200-meter.
- Edwards led Rutherford High School to a 26-2 record and an appearance in the 2023 FHSAA Class 4A Elite Eight after averaging 15.2 points, 5.7 rebounds, 3.4 assists, 3.3 steals and 1.7 blocks per game in her senior season.

HIGHS
POINTS

Season..... 8, at Chicago State, 12/8/24
SEC.....
Career..... 8, at Chicago State, 12/8/24

REBOUNDS

Season..... 2, at Chicago State, 12/8/24
SEC.....
Career..... 2, at Chicago State, 12/8/24

ASSISTS

Season..... 2, vs. Mercer, 11/20/24
SEC.....
Career..... 2, vs. Mercer, 11/20/24

BLOCKS

Season..... 1 (3x), last vs. Jacksonville 11/24/24
SEC.....
Career..... 1 (3x), last vs. Jacksonville 11/24/24

STEALS

Season..... 1, (2x) Last at UMES, 12/20/24
SEC.....
Career..... 1, (2x) Last at UMES, 12/20/24

FIELD GOALS MADE

Season..... 2, at Chicago State, 12/8/24, vs. Memphis, 11/7/24
SEC.....
Career..... 2, at Chicago State, 12/8/24, vs. Memphis, 11/7/24

FIELD GOALS ATTEMPTED

Season..... 4, at Chicago State, 12/8/24
SEC.....
Career..... 4, at Chicago State, 12/8/24

THREE-POINT FIELD GOALS MADE

Season..... 2, at Chicago State, 12/8/24
SEC.....
Career..... 2, at Chicago State, 12/8/24

THREE-POINT FIELD GOALS ATTEMPTED

Season..... 4, at Chicago State, 12/8/24
SEC.....
Career..... 4, at Chicago State, 12/8/24

FREE THROWS MADE

Season..... 2, at Chicago State, 12/8/24
SEC.....
Career..... 2, at Chicago State, 12/8/24

FREE THROWS ATTEMPTED

Season..... 2, at Chicago State, 12/8/24
SEC.....
Career..... 2, at Chicago State, 12/8/24

MINUTES

Season..... 12 (11:43), at Chicago State, 12/8/24
SEC..... 2 (1:38), at Tennessee, 1/16/25
Career..... 12 (11:43), at Chicago State, 12/8/24

GAME-BY-GAME

Opponent	Date	GS	MIN	FG-FGA	PCT	3FG-3FGA	PCT	FT-FTA	PCT	OFF	DEF	TOT	AVG	PF	A	TO	BLK	STL	PTS	AVG
Memphis	11/07/2024		06:59	2-3	.667	0-1	.000	0-0	.000	0	0	0	0.0	0	0	1	0	4	4.0	
Alcorn	11/10/2024		02:10	0-0	.000	0-0	.000	0-0	.000	0	0	0	0.0	1	1	1	0	0	2.0	
Alabama St.	11/13/2024		05:43	0-1	.000	0-0	.000	0-0	.000	0	0	0	0.0	1	1	1	0	0	1.3	
Mercer	11/20/2024		05:46	0-1	.000	0-0	.000	0-0	.000	0	1	1	0.3	1	2	1	0	0	1.0	
vs Jacksonville	11/24/2024		04:16	0-1	.000	0-1	.000	0-0	.000	0	0	0	0.2	0	0	1	0	0	0.8	
at Chicago St.	12/08/2024		11:43	2-4	.500	2-4	.500	2-2	1.000	1	1	2	0.5	0	0	2	0	1	8	2.0
at UMES	12/20/2024		01:50	0-0	.000	0-0	.000	0-0	.000	0	0	0	0.4	0	0	0	1	0	1.7	
South Carolina St.	12/29/2024		03:12	0-0	.000	0-0	.000	0-0	.000	0	1	1	0.5	0	2	0	0	0	1.5	
South Carolina	01/05/2025		00:54	0-0	.000	0-0	.000	0-0	.000	0	0	0	0.4	0	0	0	0	0	1.3	
at Tennessee	01/16/2025		01:38	0-0	.000	0-0	.000	0-0	.000	0	0	0	0.4	0	0	0	0	0	1.2	
Totals		0	44:11	4-10	.400	2-6	.333	2-2	1.000	1	3	4	0.4	3	5	5	3	2	12	1.2

CAREER

				Field Goals		3-Point		F-Throws		Rebounds								Scoring		
SEASON	TEAM	GP-GS	MIN/AVG	FG-FGA	FG%	3FG-3FGA	3FG%	FT-FTA	FT%	OFF	DEF	TOT	AVG	PF-FO	A	TO	BLK	STL	PTS	AVG
2024-25	MS	10-0	44/4.4	4-10	.400	2-6	.333	2-2	1.000	1	3	4	0.4	3-0	5	5	3	2	12	1.2
TOTAL		10-0	44/4.4	4-10	.400	2-6	.333	2-2	1.000	1	3	4	0.4	3-0	5	5	3	2	12	1.2



8

ANAISHA CARRIERE

FR. | G/F | 6-2 | GULFPORT, MISS. | HARRISON CENTRAL HS



SCAN OR [CLICK HERE](#) FOR FULL BIO/STATISTICS

LAST FIVE GAMES

	GS	MIN	FG-FGA	FG%	3FG-3FGA	3FG%	FT-FTA	FT%	O-D-REB	PF	AST	TO	BLK	STL	PTS	+/-
at Tennessee	1/16															
at Georgia	1/12															
Oklahoma	1/9															
South Carolina	1/5															
at Kentucky	1/2															

SEASON STATISTICS

Games Played	Minutes/game	Points/game	FG Pct	3FG Pct	FT Pct	Rebounds/game	Assists/game	Turnovers/game	Assist/Turnover ratio	Steals/game	Blocks/game
6	1.8	1.0	33.3	25.0	33.3	0.3	0.0	0.2	0.0	0.0	0.0

2024-25

- Carriere knocked down her first collegiate three pointer against South Carolina State (Dec. 29)
- Made her collegiate debut with two points and two rebounds in two minutes in the season opener vs. Memphis (Nov. 7).

CAREER

- Carriere was tabbed as one of the top recruits in Mississippi by multiple outlets, including 247Sports, espnW HoopGurlz and Collegiate Girls Basketball Report – Dan Olson.
- Carriere led Harrison Central High School to a 2022 MHSAA 6A State Championship appearance, where she faced current teammate Debreasha Powe and Meridian High School, and led her team with 16 points, six rebounds and two assists.

HIGHS
POINTS

Season..... 3, vs. South Carolina State, 12/29/24
SEC.....
Career..... 3, vs. South Carolina State, 12/29/24

REBOUNDS

Season..... 2, vs. Memphis, 11/7/24
SEC.....
Career..... 2, vs. Memphis, 11/7/24

ASSISTS

Season.....
SEC.....
Career.....

BLOCKS

Season.....
SEC.....
Career.....

STEALS

Season.....
SEC.....
Career.....

FIELD GOALS MADE

Season..... 1, (2x) Last vs. South Carolina State, 12/29/24
SEC.....
Career..... 1, (2x) Last vs. South Carolina State, 12/29/24

FIELD GOALS ATTEMPTED

Season..... 3, vs. Alabama State, 11/13/24
SEC.....
Career..... 3, vs. Alabama State, 11/13/24

THREE-POINT FIELD GOALS MADE

Season..... 1, vs. South Carolina State, 12/29/24
SEC.....
Career..... 1, vs. South Carolina State, 12/29/24

THREE-POINT FIELD GOALS ATTEMPTED

Season..... 2, vs. Alabama State, 11/13/24
SEC.....
Career..... 2, vs. Alabama State, 11/13/24

FREE THROWS MADE

Season..... 1, vs. South Carolina State, 12/29/24
SEC.....
Career..... 1, vs. South Carolina State, 12/29/24

FREE THROWS ATTEMPTED

Season..... 3, vs. South Carolina State, 12/29/24
SEC.....
Career..... 3, vs. South Carolina State, 12/29/24

MINUTES

Season..... 4 (3:44), vs. Alabama State, 11/13/24
SEC.....
Career..... 4 (3:44), vs. Alabama State, 11/13/24

GAME-BY-GAME

Opponent	Date	GS	MIN	Total		3-Pointers		Free throws		Rebounds				PF				PTS	AVG
				FG-FGA	PCT	3FG-3FGA	PCT	FT-FTA	PCT	OFF	DEF	TOT	AVG	A	TO	BLK	STL		
Memphis	11/07/2024		01:40	1-1	1.000	0-0	.000	0-0	.000	2	0	2	2.0	0	0	0	0	2	2.0
Alabama St.	11/13/2024		03:44	0-3	.000	0-2	.000	0-0	.000	0	0	0	1.0	1	0	1	0	0	1.0
Chattanooga	11/17/2024		00:53	0-0	.000	0-0	.000	0-0	.000	0	0	0	0.7	0	0	0	0	0	0.7
Mercer	11/20/2024		02:08	0-1	.000	0-1	.000	0-0	.000	0	0	0	0.5	0	0	0	0	0	0.5
vs Jacksonville	11/24/2024		00:53	0-0	.000	0-0	.000	0-0	.000	0	0	0	0.4	0	0	0	0	0	0.4
South Carolina St.	12/29/2024		01:19	1-1	1.000	1-1	1.000	1-3	.333	0	0	0	0.3	0	0	0	0	4	1.0
Totals		0	10:38	2-6	.333	1-4	.250	1-3	.333	2	0	2	0.3	1	0	1	0	6	1.0

CAREER

				Field Goals		3-Point		F-Throws		Rebounds										Scoring	
SEASON	TEAM	GP-GS	MIN/AVG	FG-FGA	FG%	3FG-3FGA	3FG%	FT-FTA	FT%	OFF	DEF	TOT	AVG	PF-FO	A	TO	BLK	STL	PTS	AVG	
2024-25	MS	6-0	11/1.8	2-6	.333	1-4	.250	1-3	.333	2	0	2	0.3	1-0	0	1	0	0	6	1.0	
TOTAL		6-0	11/1.8	2-6	.333	1-4	.250	1-3	.333	2	0	2	0.3	1-0	0	1	0	0	6	1.0	



11

TAHJ-MONET BLOOM

FR. | F | 6-2 | OKINAWA, JAPAN | DME ACADEMY



SCAN OR [CLICK HERE](#) FOR FULL BIO/STATISTICS

2024-25

- Bloom suffered a non-sport related injury outside of team activities that will sideline her for the season. Coach Purcell has repeatedly praised her spirit around her teammates and energy throughout the process on the bench and in practice.

CAREER

- Bloom was ranked a four-star and the No. 43 overall recruit in the 2024 class by espnW HoopGurlz. She was also the sixth-best recruit from Florida and the eighth-best forward by the outlet.
- Bloom lived in Okinawa, Japan for over 10 years throughout her childhood.

HIGHS
POINTS

Season.....
SEC.....
Career.....

REBOUNDS

Season.....
SEC.....
Career.....

ASSISTS

Season.....
SEC.....
Career.....

BLOCKS

Season.....
SEC.....
Career.....

STEALS

Season.....
SEC.....
Career.....

FIELD GOALS MADE

Season.....
SEC.....
Career.....

FIELD GOALS ATTEMPTED

Season.....
SEC.....
Career.....

THREE-POINT FIELD GOALS MADE

Season.....
SEC.....
Career.....

THREE-POINT FIELD GOALS ATTEMPTED

Season.....
SEC.....
Career.....

FREE THROWS MADE

Season.....
SEC.....
Career.....

FREE THROWS ATTEMPTED

Season.....
SEC.....
Career.....

MINUTES

Season.....
SEC.....
Career.....



13

ROCÍO JIMÉNEZ

R-FR. | F/C | 6-7 | ELÍAS PIÑA, DOMINICAN REPUBLIC | CENTRAL POINTE CHRISTIAN ACADEMY



SCAN OR [CLICK HERE](#) FOR FULL BIO/STATISTICS

2024-25

- Jiménez is expected to redshirt in 2024-25 and is in the process of rehabbing an injury sustained prior to Mississippi State, which earned her a medical redshirt in 2023-24.
- Jiménez has a team-best 6' 11.5" wingspan and 8' 8" standing reach.

CAREER

- Originally slated for the 2025 class, Jiménez reclassified to become a part of the program at the midseason point in December 2023.
- Jiménez played one season in high school at Central Pointe Christian Academy and has only played basketball since 2021.
- Jiménez competed as one of the youngest players within the Dominican Republic's FIBA Women's National Team organization.

HIGHS
POINTS

Season.....
SEC.....
Career.....

REBOUNDS

Season.....
SEC.....
Career.....

ASSISTS

Season.....
SEC.....
Career.....

BLOCKS

Season.....
SEC.....
Career.....

STEALS

Season.....
SEC.....
Career.....

FIELD GOALS MADE

Season.....
SEC.....
Career.....

FIELD GOALS ATTEMPTED

Season.....
SEC.....
Career.....

THREE-POINT FIELD GOALS MADE

Season.....
SEC.....
Career.....

THREE-POINT FIELD GOALS ATTEMPTED

Season.....
SEC.....
Career.....

FREE THROWS MADE

Season.....
SEC.....
Career.....

FREE THROWS ATTEMPTED

Season.....
SEC.....
Career.....

MINUTES

Season.....
SEC.....
Career.....



14

KAYLA THOMAS

SR. | F/C | 6-2 | BELTSVILLE, MD. | EMERGE CHRISTIAN ACADEMY | PENN STATE | GEORGIA SOUTHERN



SCAN OR [CLICK HERE](#) FOR FULL BIO/STATISTICS

LAST FIVE GAMES

	GS	MIN	FG-FGA	FG%	3FG-3FGA	3FG%	FT-FTA	FT%	O-D-REB	PF	AST	TO	BLK	STL	PTS	+/-
at Tennessee 1/17		6:44	2-3	66.7	0-0	0.0	0-0	0.0	1-0-1	1	0	0	0	0	4	-3
Georgia 1/12		1:22	0-0	0.0	0-0	0.0	0-0	0.0	0-1-1	1	0	0	0	0	0	-2
Oklahoma 1/9		7:02	2-2	100.0	0-0	0.0	2-2	100.0	3-0-3	2	0	0	0	0	6	0
South Carolina 1/5		3:07	0-1	0.0	0-0	0.0	0-0	0.0	0-0-0	0	0	0	0	0	0	-5
at Kentucky 1/2		10:21	0-1	0.0	0-0	0.0	0-3	0.0	1-1-2	1	1	1	0	0	0	-7

SEASON STATISTICS

Games Played	Minutes/game	Points/game	FG Pct	3FG Pct	FT Pct	Rebounds/game	Assists/game	Turnovers/game	Assist/Turnover ratio	Steals/game	Blocks/game
19	7.5	2.6	62.5	0.0	71.4	1.4	0.2	0.2	0.8	0.1	0.4

2024-25

- Logged crucial minutes against Oklahoma (Jan. 9) where she picked up a season-high six points on 100% shooting from the field and the stripe.
- Thomas tied her season-best of five points against ULM where she shot 100% from the field.
- Thomas has logged action within the post rotation and scored in 12 of 15 games.
- Added four points on 2-2 from the field with three rebounds in 16 minutes at Chicago State (Dec. 8).
- Thomas recorded four points and four rebounds, all of which were offensive, vs. Jacksonville (Nov. 24).
- Thomas scored the Bulldogs' final two points to hit the 100-point mark in her Mississippi State debut in the season opener vs. Memphis (Nov. 7).
- Thomas has a 6' 7.5" wingspan and 8' 3.5" standing reach, which are both fourth on the team.

CAREER

- Prior to 2024-25, Thomas played in 67 games with 11 starts over three seasons at Georgia Southern and Penn State from 2021-24. Thomas played in 32 games with all 11 career starts under Anita Howard at Georgia Southern in 2023-24, who is now an Assistant Coach/Recruiting Coordinator at Mississippi State. She also appeared in 35 games in two seasons at Penn State from 2021-23.
- Thomas averaged 5.3 points and 3.8 rebounds on 47.9 percent from the field (70-146) and 64.6 percent from the free-throw line (31-48) in 15.2 minutes per game at Georgia Southern in 2023-24.
- Thomas' mother, Tenicka, was a three-sport athlete and played volleyball, basketball and ran track and field at Mississippi Valley State. She was a two-time Mississippi Valley State Female Athlete of the Year selection and was inducted into the Mississippi Valley State Hall of Fame in 2008.
- A Criminology major, Thomas is interested in a career as a criminal investigator after basketball.

HIGHS

POINTS
Season.....6, vs. Oklahoma, 1/9/25
SEC.....6, vs. Oklahoma, 1/9/25
Career.....16, vs. Coastal Carolina, 2/24/24*

REBOUNDS

Season.....4, vs. Jacksonville, 11/24/24
SEC.....3, vs. Oklahoma, 1/9/25
Career.....10, at Marshall, 3/1/24*

ASSISTS

Season.....1, vs. Chattanooga, 11/17/24, vs. Memphis, 11/7/24
SEC.....1, at Kentucky, 1/2/25
Career.....3, at Chicago State, 12/11/23*

BLOCKS

Season.....2, vs. Alcorn State, 11/10/24
SEC.....
Career.....2 (4x), last vs. Alcorn State, 11/10/24

STEALS

Season.....1, vs. South Carolina State, 12/29/24
SEC.....
Career.....2 (4x), last vs. Texas State, 3/5/24*

FIELD GOALS MADE

Season.....3, vs. South Carolina State, 12/29/24
SEC.....2, (2x) Last at Tennessee, 1/16/25
Career.....7, at Louisiana, 2/15/24*

FIELD GOALS ATTEMPTED

Season.....4, vs. Alcorn State, 11/10/24
SEC.....3, at Tennessee, 1/16/25
Career.....11, at Marshall, 3/1/24*

THREE-POINT FIELD GOALS MADE

Season.....
SEC.....
Career.....

THREE-POINT FIELD GOALS ATTEMPTED

Season.....
SEC.....
Career.....1, vs. Southern Miss., 2/7/24*, vs. Texas St., 3/5/24*

FREE THROWS MADE

Season.....2, (3x) Last vs. Oklahoma, 1/9/25
SEC.....2, vs. Oklahoma, 1/9/25
Career.....5, vs. Texas St. 3/5/24*

FREE THROWS ATTEMPTED

Season.....3, at Kentucky, 1/2/25
SEC.....3, at Kentucky, 1/2/25
Career.....8, vs. Coastal Carolina, 2/24/24*

MINUTES

Season.....16 (16:13), at Chicago State, 12/8/24
SEC.....10 (10:21), at Kentucky, 1/2/25
Career.....34 (33:38), vs. Texas State, 3/5/24*
* AT GEORGIA SOUTHERN (2023-24), 1 AT PENN STATE (2021-23)

GAME-BY-GAME

Opponent	Date	GS	MIN	FG-FGA	PCT	3FG-3FGA	PCT	FT-FTA	PCT	OFF	DEF	TOT	AVG	PF	A	TO	BLK	STL	PTS	AVG
Memphis	11/07/2024		06:33	0-0	.000	0-0	.000	2-2	1.000	1	0	1	1.0	1	1	0	1	0	2	2.0
Alcorn	11/10/2024		11:39	2-4	.500	0-0	.000	1-1	1.000	2	0	2	1.5	0	0	2	0	5	3.5	
Alabama St.	11/13/2024		09:17	0-1	.000	0-0	.000	1-2	.500	0	0	0	1.0	2	0	1	0	0	1	2.7
Chattanooga	11/17/2024		06:09	1-1	1.000	0-0	.000	2-2	1.000	1	1	2	1.3	1	1	0	0	0	4	3.0
Mercer	11/20/2024		11:04	2-2	1.000	0-0	.000	0-0	.000	0	0	0	1.0	0	0	1	1	0	4	3.2
vs Jacksonville	11/24/2024		11:55	2-3	.667	0-0	.000	0-0	.000	4	0	4	1.5	1	0	0	1	0	4	3.3
vs Utah	11/28/2024		02:20	1-1	1.000	0-0	.000	0-0	.000	0	1	1	1.4	0	0	0	0	0	2	3.1
vs South Fla.	11/29/2024		07:57	1-2	.500	0-0	.000	1-1	1.000	2	1	3	1.6	0	0	0	0	0	3	3.1
at Georgia Tech	12/04/2024		04:05	1-1	1.000	0-0	.000	0-0	.000	0	0	0	1.4	0	0	0	0	0	2	3.0
at Chicago St.	12/08/2024		16:13	2-2	1.000	0-0	.000	0-0	.000	3	0	3	1.6	1	0	0	0	0	4	3.1
vs Belmont	12/14/2024		01:59	0-1	.000	0-0	.000	0-0	.000	0	0	0	1.5	0	0	0	0	0	0	2.8
at ULM	12/17/2024		05:08	2-2	1.000	0-0	.000	1-1	1.000	0	1	1	1.4	2	0	1	1	0	5	3.0
at UMES	12/20/2024		09:16	0-2	.000	0-0	.000	0-0	.000	0	0	0	1.3	0	0	0	1	0	0	2.8
South Carolina St.	12/29/2024		10:11	2-3	.667	0-0	.000	0-0	.000	2	1	3	1.4	0	0	0	0	1	4	2.9
at Kentucky	01/02/2025		10:21	0-1	.000	0-0	.000	0-3	.000	1	1	2	1.5	1	1	1	0	0	0	2.7
South Carolina	01/05/2025		03:07	0-1	.000	0-0	.000	0-0	.000	0	0	0	1.4	0	0	0	0	0	0	2.5
Oklahoma	01/09/2025		07:02	2-2	1.000	0-0	.000	2-2	1.000	3	0	3	1.5	2	0	0	0	0	6	2.7
at Georgia	01/12/2025		01:22	0-0	.000	0-0	.000	0-0	.000	0	1	1	1.4	1	0	0	0	0	0	2.6
at Tennessee	01/16/2025		06:44	2-3	.667	0-0	.000	0-0	.000	1	0	1	1.4	1	0	0	0	0	4	2.6
Totals		0	142:21	20-32	.625	0-0	.000	10-14	.714	20	7	27	1.4	13	3	4	7	1	50	2.6

CAREER

				Field Goals		3-Point		F-Throws		Rebounds							Scoring			
SEASON	TEAM	GP-GS	MIN/AVG	FG-GA	FG%	3FG-3FGA	3FG%	FT-FTA	FT%	OFF	DEF	TOT	AVG	PF-FO	A	TO	BLK	STL	PTS	AVG
2021-22	PSU	18-0	137/7.6	13-29	.448	0-0	.000	6-8	.750	13	12	25	1.4	13-0	3	11	5	4	32	1.8
2022-23	PSU	17-0	99/5.8	8-19	.421	0-0	.000	7-10	.700	7	10	17	1.0	12-0	2	8	2	3	23	1.4
2023-24	GS	32-11	486/15.2	70-146	.479	0-2	.000	31-48	.646	67	55	122	3.8	39-0	12	25	13	12	171	5.3
2024-25	MS	19-0	142/7.5	20-32	.625	0-0	.000	10-14	.714	20	7	27	1.4	13-0	3	4	7	1	50	2.6
TOTAL FOR MS		19-0	142/7.5	20-32	.625	0-0	.000	10-14	.714	20	7	27	1.4	13-0	3	4	7	1	50	2.6
TOTAL		86-11	864/10.0	111-226	.491	0-2	.000	54-80	.675	107	84	191	2.2	77-0	20	48	27	20	276	3.2



15

MADINA OKOT

JR. | C | 6-6 | MUMIAS, KENYA | KAYA TIWI SECONDARY SCHOOL | ZETECH UNIVERSITY



SCAN OR [CLICK HERE](#) FOR FULL BIO/STATISTICS

LAST FIVE GAMES

	GS	MIN	FG-FGA	FG%	3FG-3FGA	3FG%	FT-FTA	FT%	O-D-REB	PF	AST	TO	BLK	STL	PTS	+/-
at Tennessee 1/17	*	16:00	2-6	33.3	0-0	0.0	0-2	0.0	2-9-11	2	0	2	2	1	4	-8
at Georgia 1/12	*	27:48	8-11	72.7	0-0	0.0	3-4	75.0	4-8-12	3	0	3	1	0	19	-1
Oklahoma 1/9	*	26:42	2-6	33.3	0-0	0.0	2-4	50.0	2-8-10	3	1	1	0	0	6	+8
South Carolina 1/5	*	20:05	2-4	50.0	0-0	0.0	0-0	0.0	2-6-8	5	0	4	2	0	4	-12
at Kentucky 1/2	*	11:35	2-6	33.3	0-0	0.0	0-0	0.0	1-1-2	4	0	1	0	0	4	-10

SEASON STATISTICS

Games Played	Minutes/game	Points/game	FG Pct	3FG Pct	FT Pct	Rebounds/game	Assists/game	Turnovers/game	Assist/Turnover ratio	Steals/game	Blocks/game
19	21.2	11.6	67.8	0.0	59.1	8.9	0.4	2.6	0.2	0.9	0.9

2024-25

- Collected her sixth double-double of the season with 19 points and 12 rebounds on 8-11 shooting against Georgia (Jan. 12)
- Second in the nation and first in SEC with a 67.8 field goal percentage.
- Brought down 10 rebounds along with six points against the Oklahoma Sooners (Jan. 9), her sixth 10+ rebound game.
- Okot is one of four players in the nation to shoot above 65 percent from the floor and average at least eight rebounds per game.
- Has pulled down five or more rebounds in all 16 of 17 games and 10 or more in six.
- Okot led the team against South Carolina State (Dec. 29) with 16 points on 7-7 shooting, while picking up six rebounds, two assists and a steal. In the postgame media session, Okot spoke about passing down more opportunities at the hoop because of how reliable the Bulldog shooters can be in the knockout game. The Bulldogs shot 44.0 percent from three in the contest.
- Earned a career-high and tied a Mississippi State season-best 26 points against UMES (Dec. 20) on 13-16 shooting from the field.
- Finished with a double-double against ULM (Dec. 17), which at the time was her third straight. She finished with 15 points and 14 rebounds.
- Okot picked up her fourth double-double of the season after picking up 11 points and a team-leading 15 rebounds against Belmont (Dec. 14). Okot was a perfect 5-5 from the floor as she played her highest minute total of the season.
- Okot posted the third double-double of her career with a career-high 18 points on 8-11 from the field and 11 rebounds in 20 minutes at Chicago State (Dec. 8).
- Okot added 15 points, eight rebounds and two blocks in 28 minutes vs. Utah (Nov. 28).
- Recorded her first double-double and start of her career in her NCAA and Mississippi State debut with 14 points and 17 rebounds in 23 minutes in the season opener against Memphis (Nov. 7).
- Okot boasts a team-best 8' 8" standing reach. Her measurables also include as a 6' 10" wingspan, 10' 3" approach height (running vertical height), which each are second on the team, and a 3.82-second 3/4-court sprint.

CAREER

- Okot has played for the Kenya FIBA 3x3 Senior Team since 2022. Okot was crowned the FIBA 3x3 Africa Cup Champion and made her debut with the Kenya FIBA 3x3 Senior Team at the 2022 Commonwealth Games.
- Okot qualified for the 2022 World Championships with the U23 Kenyan National Team at the 2022 FIBA Nations League Africa (South).
- Arrived to Mississippi State on August 25. Okot was granted a USA Visa during her fifth time through the process.
- Okot has only played basketball since 2020. She started her high school career playing volleyball.

GAME-BY-GAME

Opponent	Date	GS	MIN	FG-FGA	PCT	3FG-3FGA	PCT	FT-FTA	PCT	OFF	DEF	TOT	AVG	PF	A	TO	BLK	STL	PTS	AVG	
Memphis	11/07/2024	*	22:44	5-8	.625	0-0	.000	4-8	.500	6	11	17	17.0	3	0	3	3	0	14	14.0	
Alcorn	11/10/2024	*	16:45	0-3	.000	0-0	.000	1-2	.500	1	5	6	11.5	1	0	2	2	2	1	7.5	
Alabama St.	11/13/2024	*	24:60	8-9	.889	0-0	.000	1-2	.500	3	9	12	11.7	2	1	2	0	5	17	10.7	
Chattanooga	11/17/2024	*	26:16	4-7	.571	0-0	.000	4-4	1.000	3	3	6	10.3	3	0	3	0	1	12	11.0	
Mercer	11/20/2024	*	17:33	7-10	.700	0-0	.000	1-2	.500	5	3	8	9.8	1	2	2	2	2	15	11.8	
vs Jacksonville	11/24/2024	*	18:34	5-7	.714	0-0	.000	1-2	.500	3	4	7	9.3	1	0	3	1	1	11	11.7	
vs Utah	11/28/2024	*	28:03	6-8	.750	0-0	.000	3-3	1.000	3	5	8	9.1	3	0	4	2	0	15	12.1	
vs South Fla.	11/29/2024	*	12:05	3-4	.750	0-0	.000	0-1	.000	1	4	5	8.6	4	0	2	1	0	6	11.4	
at Georgia Tech	12/04/2024	*	23:10	3-6	.500	0-0	.000	0-0	.000	0	5	5	8.2	0	0	1	1	0	6	10.8	
at Chicago St.	12/08/2024	*	20:06	8-11	.727	0-0	.000	2-2	1.000	9	2	11	8.5	3	0	2	0	1	18	11.5	
vs Belmont	12/14/2024	*	28:14	5-5	1.000	0-0	.000	1-2	.500	8	7	15	9.1	3	0	7	0	0	11	11.5	
at ULM	12/17/2024	*	25:00	7-9	.778	0-0	.000	1-1	1.000	5	9	14	9.5	2	2	5	1	3	15	11.8	
at UMES	12/20/2024	*	21:45	13-16	.813	0-0	.000	0-3	.000	3	4	7	9.3	2	0	0	0	1	26	12.8	
South Carolina St.	12/29/2024	*	18:48	7-7	1.000	0-0	.000	2-2	1.000	4	2	6	9.1	3	2	3	0	1	16	13.1	
at Kentucky	01/02/2025	*	11:35	2-6	.333	0-0	.000	0-0	.000	1	1	2	8.6	4	0	1	0	0	4	12.5	
South Carolina	01/05/2025	*	20:05	2-4	.500	0-0	.000	0-0	.000	2	6	8	8.6	5	0	4	2	0	4	11.9	
Oklahoma	01/09/2025	*	23:42	2-6	.333	0-0	.000	2-4	.500	2	8	10	8.6	3	1	1	0	0	6	11.6	
at Georgia	01/12/2025	*	27:48	8-11	.727	0-0	.000	3-4	.750	4	8	12	8.8	3	0	3	1	0	19	12.0	
at Tennessee	01/16/2025	*	15:60	2-6	.333	0-0	.000	0-2	.000	2	9	11	8.9	2	0	2	2	1	4	11.6	
Totals			19	403:12	97-143	.678	0-0	.000	26-44	.591	65	105	170	8.9	48	8	50	18	18	220	11.6

CAREER

SEASON	TEAM	GP-GS	MIN/AVG	FG-FGA	FG%	3FG-3FGA	3FG%	FT-FTA	FT%	OFF	DEF	TOT	AVG	PF-FO	A	TO	BLK	STL	PTS	AVG
2024-25	MS	19-19	403/21.2	97-143	.678	0-0	.000	26-44	.591	65	105	170	8.9	48-1	8	50	18	18	220	11.6
TOTAL		19-19	403/21.2	97-143	.678	0-0	.000	26-44	.591	65	105	170	8.9	48-1	8	50	18	18	220	11.6

HIGHS
POINTS

Season.....26, at UMES, 12/20/24
SEC.....19, at Georgia, 1/12/25
Career.....26, at UMES, 12/20/24

REBOUNDS

Season.....17, vs. Memphis, 11/7/24
SEC.....12, at Georgia, 1/12/25
Career.....17, vs. Memphis, 11/7/24

ASSISTS

Season.....2, (2x) Last vs. South Carolina State, 12/29/24
SEC.....1, vs. Oklahoma, 1/9/25
Career.....2, (2x) Last vs. South Carolina State, 12/29/24

BLOCKS

Season.....3, vs. Memphis, 11/7/24
SEC.....2, (2x) Last at Tennessee, 1/16/25
Career.....3, vs. Memphis, 11/7/24

STEALS

Season.....5, vs. Alabama State, 11/13/24
SEC.....1, at Tennessee, 1/16/25
Career.....5, vs. Alabama State, 11/13/24

FIELD GOALS MADE

Season.....13, at UMES, 12/20/24
SEC.....8, at Georgia, 1/12/25
Career.....13, at UMES, 12/20/24

FIELD GOALS ATTEMPTED

Season.....16, at UMES, 12/20/24
SEC.....11, at Georgia, 1/12/25
Career.....16, at UMES, 12/20/24

THREE-POINT FIELD GOALS MADE

Season.....
SEC.....
Career.....

THREE-POINT FIELD GOALS ATTEMPTED

Season.....
SEC.....
Career.....

FREE THROWS MADE

Season.....4, vs. Chattanooga 11/17/24, vs. Memphis, 11/7/24
SEC.....3, at Georgia, 1/12/25
Career.....4, vs. Chattanooga 11/17/24, vs. Memphis, 11/7/24

FREE THROWS ATTEMPTED

Season.....8, vs. Memphis, 11/7/24
SEC.....4, (2x) Last at Georgia, 1/12/25
Career.....8, vs. Memphis, 11/7/24

MINUTES

Season.....28 (28:14), vs Belmont, 12/14/24
SEC.....28 (27:48) at Georgia, 1/12/25
Career.....28 (28:14), vs Belmont, 12/14/24



21

DEBREASHA POWE

JR. | G/F | 6-1 | MERIDIAN, MISS. | MERIDIAN HS



SCAN OR [CLICK HERE](#) FOR FULL BIO/STATISTICS

LAST FIVE GAMES

	GS	MIN	FG-FGA	FG%	3FG-3FGA	3FG%	FT-FTA	FT%	O-D-REB	PF	AST	TO	BLK	STL	PTS	+/-
at Tennessee 1/16	*	27:50	5-8	62.5	4-6	66.7	2-2	100.0	0-1-1	0	2	1	0	1	16	+1
at Georgia 1/12	*	24:36	3-6	50.0	3-6	50.0	0-0	0.0	0-1-1	2	0	0	2	0	9	+8
Oklahoma 1/9	*	30:01	3-11	27.2	2-9	22.2	0-0	0.0	0-3-3	2	1	0	0	2	8	0
South Carolina 1/5	*	20:27	1-7	14.2	1-5	20.0	0-0	0.0	1-1-2	2	1	0	0	0	3	-7
at Kentucky 1/2	*	19:54	0-3	0.0	0-1	0.0	0-0	0.0	0-1-1	0	0	1	0	1	0	-24

SEASON STATISTICS

Games Played	Minutes/game	Points/game	FG Pct	3FG Pct	FT Pct	Rebounds/game	Assists/game	Turnovers/game	Assist/Turnover ratio	Steals/game	Blocks/game
17	29.4	9.2	43.9	44.8	76.9	3.1	1.3	0.8	1.6	1.1	0.8

2024-25

- Hit four threes for the fourth time this season against Tennessee (Jan. 16) on 66.7 percent shooting from deep and tied season-high 16 points.
- Finished with nine points after knocking down a trio of three pointers on 50 percent shooting against Georgia (Jan. 12).
- Made her return to the Mississippi State lineup in limited action against Kentucky after rehabbing a foot injury (Jan. 2)
- Powe put up 13 points in the victory against ULM (Dec. 17), in which she knocked down three trifecta's.
- Powe's 45.5 percent from three ranks first in the SEC and ranks 13th nationally as of Jan. 7. The mark is currently an increase from her sophomore season, in which she also experienced a +9.8 percent increase (30.2 to 40.0) from her freshman season.
- Powe has knocked three or more threes in six games in 2024-25 to extend her career total to 19 games reaching the mark.
- Powe played all 40 minutes for the first time in her career and finished with nine points, six rebounds and a steal at Georgia Tech (Dec. 4).
- Powe added 13 points on 4-8 from the field and 4-7 from three, all threes which came in the first half, the ninth game of her career with four or more threes made, in addition to four rebounds and three steals in 35 minutes vs. Utah (Nov. 28).
- A vocal team leader, Powe joined Jerkaila Jordan as the two student-athletes selected to represent Mississippi State at 2025 SEC Basketball Tipoff, where she displayed her broadcasting interest and talents by taking over the mic with Brooke Weisbrod on SEC Network.

CAREER

- Powe's 66 threes were a team best and ranked fourth in the SEC in 2023-24. Her 40.0 percent from three was also a team best, ranked third in the SEC and was a +9.8 percent increase from her freshman season. Powe has ranked either first or second on the team in threes made in both of her first two seasons at Mississippi State (42 in 2022-23 and 66 in 2023-24).
- Powe was one of three players in the SEC in 2023-24 and the latest Mississippi State player since Andra Espinoza-Hunter in 2018-19 to knock down 65-plus threes on a 40.0 percent or better rate.
- Powe averaged 8.9 points, 3.3 rebounds, 1.0 assists on 41.2 percent from the field (105-255), 40.0 percent from three (66-165) and 78.1 percent from the free-throw line (25-32) in 26.5 minutes per game in 2023-24.
- One of the top high school recruits in Mississippi in 2022 class, Powe was ranked No. 84 overall by espnW HoopGurlz. Powe committed under the previous staff and was one of the first players that Purcell visited still in his UHaul when he arrived at Mississippi State.
- Majoring in Communication-Broadcast and Digital Journalism, Powe intends to pursue a career as a sports analyst after basketball and is inspired by ESPN's Andraya Carter, who visited the team to provide media training ahead of the 2023-24 season. Powe has interned as a sideline reporter at French Camp Academy football games and with the Mississippi State Athletics Broadcast staff.
- When Powe was in seventh grade, she attended a basketball camp at Mississippi State and was paired up in group led by now Mississippi State Assistant Coach/Director of Scouting and WNBA Seattle Storm's Victoria Vivians and WNBA Dallas Wings' Teaira McCowan. Powe still has the picture of her with Vivians and McCowan from the camp back home.

GAME-BY-GAME

Opponent	Date	GS	MIN	FG-FGA	PCT	3FG-3FGA	PCT	FT-FTA	PCT	OFF	DEF	TOT	AVG	PF	A	TO	BLK	STL	PTS	AVG	
Memphis	11/07/2024	*	30:41	6-10	.600	4-7	.571	0-0	.000	2	5	7	7.0	2	4	0	3	1	16	16.0	
Alcorn	11/10/2024	*	35:08	4-9	.444	1-5	.200	0-0	.000	1	2	3	5.0	1	2	1	1	2	9	12.5	
Alabama St.	11/13/2024	*	24:43	5-9	.556	4-6	.667	0-0	.000	4	2	6	5.3	0	2	1	0	3	14	13.0	
Chattanooga	11/17/2024	*	30:51	3-4	.750	1-1	1.000	1-1	1.000	0	2	2	4.5	3	0	1	1	2	8	11.8	
Mercer	11/20/2024	*	24:44	5-7	.714	3-5	.600	0-1	.000	0	5	5	4.6	1	1	1	0	0	13	12.0	
vs Jacksonville	11/24/2024	*	27:05	2-8	.250	2-6	.333	0-0	.000	1	4	5	4.7	0	2	1	2	1	6	11.0	
vs Utah	11/28/2024	*	34:50	4-8	.500	4-7	.571	1-2	.500	1	3	4	4.6	3	0	1	0	3	13	11.3	
vs South Fla.	11/29/2024	*	33:19	2-4	.500	2-3	.667	1-2	.500	0	2	2	4.3	0	0	0	2	1	7	10.8	
at Georgia Tech	12/04/2024	*	40:00	3-6	.500	3-5	.600	0-0	.000	0	6	6	4.4	2	0	2	0	1	9	10.6	
at Chicago St.	12/08/2024	*	26:56	3-7	.429	1-3	.333	1-1	1.000	1	0	1	4.1	0	4	1	1	0	8	10.3	
vs Belmont	12/14/2024	*	35:06	1-7	.143	1-7	.143	2-2	1.000	1	1	2	3.9	2	1	2	0	0	5	9.8	
at ULM	12/17/2024	*	33:08	4-9	.444	3-5	.600	2-2	1.000	0	1	1	3.7	3	2	1	1	0	13	10.1	
at Kentucky	01/02/2025	*	19:54	0-3	.000	0-1	.000	0-0	.000	0	1	1	3.5	0	0	1	0	1	0	9.3	
South Carolina	01/05/2025	*	20:27	1-7	.143	1-5	.200	0-0	.000	1	1	2	3.4	2	1	0	0	0	3	8.9	
Oklahoma	01/09/2025	*	30:01	3-11	.273	2-9	.222	0-0	.000	0	3	3	3.3	2	1	0	0	2	8	8.8	
at Georgia	01/12/2025	*	24:36	3-6	.500	3-6	.500	0-0	.000	0	1	1	3.2	2	0	0	2	0	9	8.8	
at Tennessee	01/16/2025	*	27:50	5-8	.625	4-6	.667	2-2	1.000	0	1	1	3.1	0	2	1	0	1	16	9.2	
Totals			17	499:17	54-123	.439	39-87	.448	10-13	.769	12	40	52	3.1	23	22	14	13	18	157	9.2

CAREER

		Field Goals						3-Point		F-Throws		Rebounds			Scoring						
SEASON	TEAM	GP-GS	MIN/AVG	FG-FGA	FG%	3FG-3FGA	3FG%	FT-FTA	FT%	OFF	DEF	TOT	AVG	PF-FO	A	TO	BLK	STL	PTS	AVG	
2022-23	MS	33-32	906/27.4	102-258	.395	42-139	.302	26-34	.765	45	119	164	5.0	44-0	34	32	14	30	272	8.2	
2023-24	MS	34-34	899/26.5	105-255	.412	66-165	.400	25-32	.781	28	84	112	3.3	35-0	35	20	21	26	301	8.9	
2024-25	MS	17-17	499/29.4	54-123	.439	39-87	.448	10-13	.769	12	40	52	3.1	23-0	22	14	13	18	157	9.2	
TOTAL		84-83	2304/27.4	261-636	.410	147-391	.376	61-79	.772	85	243	328	3.9	102-0	91	66	48	74	730	8.7	

HIGHS

POINTS
Season.....16, (2x) Last at Tennessee, 1/16/25
SEC.....21, at Tennessee, 1/5/23
Career.....24, vs. Tulsa, 11/26/23

REBOUNDS

Season.....7, vs. Memphis, 11/7/24
SEC.....9, at Vanderbilt, 12/29/22
Career.....13, vs. North Alabama, 11/11/22

ASSISTS

Season.....4, at Chicago State, 12/8/24, vs. Memphis, 11/7/24
SEC.....4, vs. Georgia, 2/8/24, at Tennessee, 1/5/23
Career.....4 (4x), last at Chicago State, 12/8/24

BLOCKS

Season.....3, vs. Memphis, 11/7/24
SEC.....2, at Georgia, 1/12/25
Career.....3 (3x), last vs. Memphis, 11/7/24

STEALS

Season.....3, vs. Utah, 11/28/24, vs. Alabama State, 11/13/24
SEC.....3, at Kentucky, 2/1/24, at Ole Miss, 1/26/23
Career.....6, vs. Nebraska, 11/26/22

FIELD GOALS MADE

Season.....6, vs. Memphis, 11/7/24
SEC.....7, vs. Vanderbilt 1/4/24, at Tennessee, 1/5/23
Career.....9, vs. Tulsa, 11/26/23

FIELD GOALS ATTEMPTED

Season.....11, vs. Oklahoma, 1/9/25
SEC.....15, at Tennessee, 1/5/23
Career.....17, at South Dakota State, 11/14/22

THREE-POINT FIELD GOALS MADE

Season.....4, (4x) Last at Tennessee, 1/16/25
SEC.....6, at Tennessee, 1/5/23
Career.....6, vs. Tulsa, 11/26/23, at Tennessee, 1/5/23

THREE-POINT FIELD GOALS ATTEMPTED

Season.....7, (3x) Last vs Belmont, 12/14/24
SEC.....10, at Alabama, 2/25/24, at Tennessee, 1/5/23
Career.....13, vs. Tulsa, 11/26/23

FREE THROWS MADE

Season.....2, at Tennessee, 1/16/25
SEC.....5, at Florida, 1/22/24
Career.....5, at Florida, 1/22/24

FREE THROWS ATTEMPTED

Season.....2 (4x) Last at Tennessee, 1/16/25
SEC.....6, at Florida, 1/22/24
Career.....6, at Florida, 1/22/24

MINUTES

Season.....40 (40:00), at Georgia Tech, 12/4/24
SEC...37, (36:37) vs. Auburn, 1/19/23, (36:36) at Tennessee, 1/5/23
Career.....40 (40:00), at Georgia Tech, 12/4/24



24

QUANIRAH MONTAGUE

SO. | F/C | 6-5 | ATLANTIC CITY, N.J. | ATLANTIC CITY HS



SCAN OR [CLICK HERE](#) FOR FULL BIO/STATISTICS

LAST FIVE GAMES

	GS	MIN	FG-FGA	FG%	3FG-3FGA	3FG%	FT-FTA	FT%	O-D-REB	PF	AST	TO	BLK	STL	PTS	+/-
at Tennessee 1/16		7:38	3-3	100.0	0-0	0.0	0-0	0.0	0-2-2	1	0	0	1	0	6	-6
at Georgia 1/12		10:50	0-1	0.0	0-0	0.0	0-0	0.0	0-4-4	0	1	0	1	2	0	+14
Oklahoma 1/9		9:12	2-3	66.7	0-1	0.0	0-0	0.0	2-2-4	0	2	0	0	0	4	-6
South Carolina 1/5		16:48	2-3	66.7	0-0	0.0	1-2	50.0	0-1-1	1	0	0	0	0	5	-10
at Kentucky 1/2		18:04	5-6	83.3	0-0	0.0	3-3	100.0	3-2-5	1	0	1	0	0	13	-5

SEASON STATISTICS

Games Played	Minutes/game	Points/game	FG Pct	3FG Pct	FT Pct	Rebounds/game	Assists/game	Turnovers/game	Assist/Turnover ratio	Steals/game	Blocks/game
19	12.2	5.1	53.8	0.0	57.9	4.0	0.6	0.6	0.9	0.5	0.3

2024-25

- Finished with six points and a block on 100% shooting from the floor.
- Montague tied her career-best mark of two steals against Georgia, while picking up one block and an assist (Jan. 12).
- Picked up 13 points against the Wildcats (Jan. 2), the third time she has scored double-figures in her career and the most she has scored against an SEC opponent.
- Montague neared her second-career double-double with eight points and 11 rebounds in 17 minutes at Chicago State (Dec. 8).
- Montague recorded a career-high and game-high 17 points on 8-13 from the field, in addition to seven rebounds, six of which were offensive, in 14 minutes vs. Jacksonville (Nov. 24). She was named the Most Outstanding Player after the game.
- Head Coach Sam Purcell has repeatedly tabbed Quanirah as a special teammate and player - a post that can dominate inside with her frame and length, while also possessing guard-like capabilities. He took time on postgame radio after the Jacksonville game to praise how great of a teammate she is and how hard she has worked in her development heading into her sophomore season.
- Montague is labeled one of the glue pieces on the team by Purcell due to her ability to play and guard multiple positions.

CAREER

- Montague's 26 blocks were second and her 51.4 field-goal percentage (min. 10 made) were fourth among SEC freshman in 2023-24.
- Montague earned SEC Co-Freshman of the Week honors (Jan. 2, 2024) after she exploded for the first double-double of her career with 14 points, 13 rebounds and six blocks on 7-14 from the field in 23 minutes against Mississippi Valley State (Dec. 29, 2024). Her points, rebounds, blocks and minutes totals were all career highs, now establishing a new career high in points vs. Jacksonville (Nov. 24, 2024). Her six blocks against Mississippi Valley State tied the team-individual season high, tied the fourth-highest single-game total by a freshman, tied the 10th-best single-game total and tied the most since Teaira McCowan recorded seven blocks against Southeast Missouri State (Nov. 6, 2018).
- Montague scored in 24 of 32 games in 2023-24, including nine-game scoring streak (Nov. 6-Dec. 11) to open her career. She played in all 16 regular-season SEC games and the SEC Tournament Second Round game against Texas A&M (March 7). She also appeared in all three WBIT postseason games.
- Montague averaged 2.9 points, 2.4 rebounds and 0.8 blocks on 51.4 percent from the field (36-70) and 63.6 percent from the free-throw line (21-33) in 7.2 minutes per game in 2023-24.
- Montague was rated a four-star and the No. 48 overall recruit in the 2023 class by espnW HoopGurlz. Montague was ranked the sixth-best post and third-best player in New Jersey by the outlet.
- Montague's older brother Jahleem played basketball at Palm Beach State Community College and Longwood.

GAME-BY-GAME

Opponent	Date	GS	MIN	FG-FGA	PCT	3FG-3FGA	PCT	FT-FTA	PCT	OFF	DEF	TOT	AVG	PF	A	TO	BLK	STL	PTS	AVG
Memphis	11/07/2024		18:06	2-5	.400	0-1	.000	1-1	1.000	2	6	8	8.0	2	0	2	0	0	5	5.0
Alcorn	11/10/2024		14:37	1-2	.500	0-0	.000	3-4	.750	1	1	2	5.0	1	0	1	0	1	5	5.0
Alabama St.	11/13/2024		11:58	3-6	.500	0-0	.000	0-0	.000	3	2	5	5.0	1	1	1	0	0	6	5.3
Chattanooga	11/17/2024		07:35	0-3	.000	0-0	.000	0-0	.000	1	0	1	4.0	0	0	0	1	0	0	4.0
Mercer	11/20/2024		13:16	4-6	.667	0-1	.000	0-1	.000	0	3	3	3.8	1	0	1	1	0	8	4.8
vs Jacksonville	11/24/2024		14:04	8-13	.615	0-2	.000	1-2	.500	6	1	7	4.3	0	1	0	0	0	17	6.8
vs Utah	11/28/2024		08:52	2-3	.667	0-0	.000	0-0	.000	3	2	5	4.4	3	2	2	0	1	4	6.4
vs South Fla.	11/29/2024		19:58	2-7	.286	0-1	.000	2-2	1.000	2	6	8	4.9	1	0	1	0	2	6	6.4
at Georgia Tech	12/04/2024		09:21	0-0	.000	0-0	.000	0-0	.000	0	0	0	4.3	0	0	1	0	1	0	5.7
at Chicago St.	12/08/2024		17:22	4-10	.400	0-2	.000	0-2	.000	4	7	11	5.0	0	2	0	1	2	8	5.9
vs Belmont	12/14/2024		04:02	1-3	.333	0-0	.000	0-0	.000	1	1	2	4.7	0	0	1	0	0	2	5.5
at ULM	12/17/2024		09:52	3-3	1.000	0-0	.000	0-2	.000	0	6	6	4.8	1	0	0	1	0	6	5.6
at UMES	12/20/2024		08:59	0-2	.000	0-0	.000	0-0	.000	0	1	1	4.5	3	1	0	0	0	0	5.2
South Carolina St.	12/29/2024		11:01	1-1	1.000	0-0	.000	0-0	.000	0	1	1	4.3	4	1	1	0	1	2	4.9
at Kentucky	01/02/2025		18:04	5-6	.833	0-0	.000	3-3	1.000	3	2	5	4.3	1	0	1	0	0	13	5.5
South Carolina	01/05/2025		16:48	2-3	.667	0-0	.000	1-2	.500	0	1	1	4.1	1	0	0	0	0	5	5.4
Oklahoma	01/09/2025		09:12	2-3	.667	0-1	.000	0-0	.000	2	2	4	4.1	0	2	0	0	0	4	5.4
at Georgia	01/12/2025		10:50	0-1	.000	0-0	.000	0-0	.000	0	4	4	4.1	0	1	0	1	2	0	5.1
at Tennessee	01/16/2025		07:38	3-3	1.000	0-0	.000	0-0	.000	0	2	2	4.0	1	0	0	1	0	6	5.1

CAREER

			Field Goals			3-Point		F-Throws		Rebounds									Scoring	
SEASON	TEAM	GP-GS	MIN/AVG	FG-FGA	FG%	3FG-3FGA	3FG%	FT-FTA	FT%	OFF	DEF	TOT	AVG	PF-FO	A	TO	BLK	STL	PTS	AVG
2023-24	MS	32-0	229/7.2	36-70	.514	0-3	.000	21-33	.636	31	46	77	2.4	42-0	6	23	26	7	93	2.9
2024-25	MS	19-0	232/12.2	43-80	.538	0-8	.000	11-19	.579	28	48	76	4.0	20-0	11	12	6	10	97	5.1
TOTAL		51-0	461/9.0	79-150	.527	0-11	.000	32-52	.615	59	94	153	3.0	62-0	17	35	32	17	190	3.7

HIGHS

POINTS
Season.....17, vs. Jacksonville, 11/24/24
SEC.....13, at Kentucky, 1/2/25
Career.....17, vs. Jacksonville, 11/24/24

REBOUNDS

Season.....11, at Chicago State, 12/8/24
SEC.....6, at South Carolina, 1/7/24
Career.....13, vs. Mississippi Valley State, 12/29/23

ASSISTS

Season.....2, (3x) Last vs. Oklahoma, 1/9/25
SEC.....2, vs. Oklahoma, 1/9/25
Career.....2, (3x) Last vs. Oklahoma, 1/9/25

BLOCKS

Season.....1 (4x), Last at Tennessee, 1/16/25
SEC.....2, at South Carolina 1/7/24, vs. Vanderbilt, 1/4/24
Career.....6, vs. Mississippi Valley State, 12/29/23

STEALS

Season.....2, (3x) Last vs Georgia 1/12/25
SEC.....2, vs Georgia 1/12/25
Career.....2, (3x) Last vs Georgia 1/12/25

FIELD GOALS MADE

Season.....8, vs. Jacksonville, 11/24/24
SEC.....5, at Kentucky, 1/2/25
Career.....8, vs. Jacksonville, 11/24/24

FIELD GOALS ATTEMPTED

Season.....13, vs. Jacksonville, 11/24/24
SEC.....6, (2x) Last at Kentucky, 1/2/25
Career.....14, vs. Mississippi Valley State, 12/29/23

THREE-POINT FIELD GOALS MADE

Season.....
SEC.....
Career.....

THREE-POINT FIELD GOALS ATTEMPTED

Season 2, at Chicago State, 12/8/24, vs. Jacksonville, 11/24/24
SEC.....1, (2x) Last vs. Oklahoma, 1/9/25
Career. 2, at Chicago State, 12/8/24, vs. Jacksonville, 11/24/24

FREE THROWS MADE

Season.....3, (2x) Last at Kentucky, 1/2/25
SEC.....3, (2x), Last at Kentucky, 1/2/25
Career.....3 (5x), at Kentucky, 1/2/25

FREE THROWS ATTEMPTED

Season.....4, vs. Alcorn State, 11/7/24
SEC.....3, (2x), Last at Kentucky, 1/2/25
Career.....5, vs. Georgia Tech, 3/21/24

MINUTES

Season.....20 (19:58), vs. South Florida, 11/29/24
SEC.....18 (18:04), at Kentucky, 1/2/25
Career.....23 (23:06), vs. Mississippi Valley State, 12/29/23

**DENIM DESHIELDS**

Jr. | G | 5-5 | Atlanta, Ga.
UAB

**DESTINEY MCPHAUL**

R-Jr. | G | 5-9 | Philadelphia, Pa.
Northwest Florida State College/Temple

**JERKAILA JORDAN**

Gr. | G | 5-10 | New Orleans, La.
Tulane

**TERREN WARD**


Gr. | G/F | 5-11 | Jesup, Ga.
Georgia Southern

**ENIYA RUSSELL**

Gr. | G/F | 6-0 | Baltimore, Md.
Kentucky/South Carolina

**CHANDLER PRATER**

Gr. | G/F | 5-10 | Kansas City, Mo.
Oklahoma State/Kansas

**SHAKIRAH EDWARDS**

Fr. | G | 5-10 | Panama City, Fla.
Rutherford High School

**ANAISHA CARRIERE**


Fr. | G/F | 6-2 | Gulfport, Miss.
Harrison Central High School

**TAHJ-MONET BLOOM**

Fr. | F | 6-2 | Okinawa, Japan
DME Academy

**ROCÍO JIMÉNEZ**

R-Fr. | C | 6-7 | Elías Piña, Dominican Republic

**KAYLA THOMAS**

Sr. | F/C | 6-2 | Beltsville, Md.
Georgia Southern/Penn State

**MADINA OKOT**

Jr. | C | 6-6 | Mumias, Kenya
Zetech University

**DEBREASHA POWE**

Jr. | G/F | 6-1 | Meridian, Miss.

**QUANIRAH MONTAGUE**

So. | F/C | 6-5 | Atlantic City, N.J.

**SAM PURCELL**

Head Coach
Third Season

**FRED CASTRO**

Associate Head Coach
First Season

**ANITA HOWARD**

Assistant Coach
First Season

**SAMANTHA WILLIAMS**

Assistant Coach
First Season

**TONY DUKES**

Assistant Coach/Scouting
Second Season

**VICTORIA VIVIAN**

Assistant Coach/Scouting
First Season

MISSISSIPPI STATE WOMEN'S BASKETBALL

2024-25 TV/RADIO SHEET



DENIM DESHIELDS

0

5-5 | Jr. | G
Atlanta, Ga.

GP-GS	PPG	RPG	APG	OTHER	FG%	3PT%	FT%
2024-25	19-19	5.2	1.9	3.7	1.3 SPG	35.8	32.6 86.7
CAREER	82-80	11.3	2.7	4.5	1.1 SPG	41.1	26.5 75.2

SEASON HIGHS Pt: 10 Reb: 4 Ast: 9 Stl: 5 Blk: 1 Min: 34

CAREER HIGHS Pt: 36 Reb: 7 Ast: 11 Stl: 5 Blk: 1 Min: 44

- Six points and three assists against Tenn. (Jan. 16)
- Has hit a three in six of last seven games.
- Five points and two assists at Georgia (Jan. 12).
- Tied career high five steals against Oklahoma (Jan. 9)
- Eight points, team-leading nine assists vs SCSU (Dec. 29). Nine assists were a season-high.
- Six games with 5+ assists.
- Led team with +/- of 25 against UMES (Dec. 20)
- Team's ball stopper, 22-26 from the free-throw line.
- Six points and six assists vs. Utah (Nov. 28).



DESTINEY MCPHAUL

1


5-9 | R-Jr. | G
Philadelphia, Pa.

GP-GS	PPG	RPG	APG	OTHER	FG%	3PT%	FT%
2024-25	17-1	8.3	3.0	2.8	1.2 SPG	47.5	38.1 77.5
CAREER	17-1	8.3	3.0	2.8	1.2 SPG	47.5	38.1 77.5

SEASON HIGHS Pt: 15 Reb: 6 Ast: 7 Stl: 5 Blk: 2 Min: 29

CAREER HIGHS Pt: 15 Reb: 6 Ast: 7 Stl: 5 Blk: 2 Min: 29

- 11 points, 1 BLK, 1 STL and career-high 7 AST at Tenn
- Scored 6, shooting 2-3 from distance against Georgia
- Averaging 10.8 points on 55.6 percent shooting from three, 3.2 rebounds, 3.0 assists, 1.4 steals per game over her last five games.
- Scored 10 with career-highs with 6 rebounds and 6 assists against Kentucky.
- Scored 14 points with career high four three's and five steals against SCSU (Dec. 29). Shot 80% from deep.



JERKAILA JORDAN

2

5-10 | Gr. | G
New Orleans, La.

GP-GS	PPG	RPG	APG	OTHER	FG%	3PT%	FT%
2024-25	19-19	15.6	6.4	2.2	1.6 SPG	42.6	27.8 72.9
CAREER	143-143	14.7	5.3	2.0	2.1 SPG	44.8	35.8 72.9

SEASON HIGHS Pt: 25 Reb: 15 Ast: 5 Stl: 4 Blk: 5 Min: 39

CAREER HIGHS Pt: 36 Reb: 15 Ast: 6 Stl: 7 Blk: 5 Min: 40

- Team-leading 17 pts at Tenn., 11th time she led team.
- 11 points on 2-2 shooting from three against Georgia.
- Posted second-straight 24 point performance vs OU.
- Led Bulldogs with 17 points against UK, the seventh time she's led State this season.
- Picked up 2000th career point against UMES (Dec. 20)
- First Bulldog to pick up five straight 20+ point games (Nov. 29-Dec. 17) since January 2022.
- Third most steals in program history (234).
- 2025 Preseason All-SEC Coaches Second Team



TERREN WARD

3


5-11 | Gr. | G/F
Jesup, Ga.

GP-GS	PPG	RPG	APG	OTHER	FG%	3PT%	FT%
2024-25	13-0	3.8	2.3	0.2	0.2 SPG	42.1	20.0 82.4
CAREER	119-69	15.1	7.0	1.6	1.6 SPG	41.0	35.4 77.1

SEASON HIGHS Pt: 14 Reb: 8 Ast: 1 Stl: 1 Blk: 1 Min: 14

CAREER HIGHS Pt: 40 Reb: 17 Ast: 7 Stl: 7 Blk: 4 Min: 39

- Finished with double-digit points for the second time as Bulldog after scoring 12 against SCSU (Dec. 29).
- Nine points and seven rebounds in 10 minutes vs. Jacksonville (Nov. 24).
- Prior to 2024-25, she played in 106 games with 69 starts over four seasons under Anita Howard at Georgia Southern, who is now on staff at Mississippi State.
- Averaged 22.0 points, 9.1 rebounds, 1.9 assists, 1.8 steals in 29.9 minutes per game at Georgia Southern in 2023-24. Her 22.0 points per game ranked 11th nationally.



ENIYA RUSSELL

4

6-0 | Gr. | G/F
Baltimore, Md.

GP-GS	PPG	RPG	APG	OTHER	FG%	3PT%	FT%
2024-25	19-18	13.2	4.8	4.3	0.7 SPG	46.5	29.5 60.0
CAREER	123-20	6.4	2.4	1.4	0.5 SPG	41.3	27.0 63.1

SEASON HIGHS Pt: 26 Reb: 10 Ast: 9 Stl: 3 Blk: 1 Min: 33

CAREER HIGHS Pt: 26 Reb: 10 Ast: 9 Stl: 3 Blk: 2 Min: 35

- 6 points and 5 ast at Tenn.
- Finished with 21 pts and 9 ast, tied career high in assists and 3 pointers made (4) against Georgia (Jan. 12)
- Scored 10+ in six straight games and in 12 of last 13.
- Earned first career double-double against UMES (16 points, 10 rebounds). Led team with 6 assists.
- Scored 10+ in 15 of 19 games this season.
- Team-high 4.0 assists in 2024-25. Neared a triple-double with 18 points, nine rebounds and career-high nine assists at Georgia Tech (Dec. 4).



CHANDLER PRATER

5

5-10 | Gr. | G/F
Kansas City, Mo.

GP-GS	PPG	RPG	APG	OTHER	FG%	3PT%	FT%
2024-25	19-2	5.1	3.9	1.3	0.7 SPG	38.6	34.3 80.0
CAREER	110-38	6.9	4.5	1.7	1.1 SPG	41.0	27.5 79.2

SEASON HIGHS Pt: 14 Reb: 9 Ast: 4 Stl: 2 Blk: 1 Min: 25

CAREER HIGHS Pt: 24 Reb: 16 Ast: 6 Stl: 5 Blk: 5 Min: 39

- Recorded a season-high two blocks against Kentucky (Jan. 2)
- Finished with season-highs of 14 points and 2 steals along with 8 rebounds in second start vs SCSU (Dec. 29.)
- Glue piece on the team, 10 points on 5-5 from the field at Georgia Tech (Dec. 4), 14 points at Chicago State (Dec. 8).
- Averaged 8.0 points, 6.0 rebounds, 2.0 assists and 1.4 steals in 21.0 minutes per game in five games at Oklahoma State before a season-ending injury in 2023-24.



SHAKIRAH EDWARDS

6

5-10 | Fr. | G
Panama City, Fla.

GP-GS	PPG	RPG	APG	OTHER	FG%	3PT%	FT%
2024-25	10-0	1.2	0.4	0.5	0.3 BPG	40.0	33.3 100
CAREER	10-0	1.2	0.4	0.5	0.3 BPG	40.0	33.3 100

SEASON HIGHS Pt: 8 Reb: 2 Ast: 2 Stl: 1 Blk: 1 Min: 12

CAREER HIGHS Pt: 8 Reb: 2 Ast: 2 Stl: 1 Blk: 1 Min: 12

- Eight points and two rebounds at Chicago State (Dec. 8).
- One of the top athletes on the team with a 10' 5.5" approach height (running vertical height) and a 35.5" approach jump (running vertical), 30.2" standing vertical, 3.46-second 3/4 court sprint. Earned the "Top Dawg" Award for their weight room and conditioning work in the offseason.
- Rated a four-star in 2024 class by ESPNW HoopGurlz.
- Led Rutherford to a 26-2 record and 2023 FHSAA Class 4A Elite Eight on 15.2 points, 5.7 rebounds, 3.4 assists, 3.3 steals and 1.7 blocks per game as a senior.



ANAISHA CARRIERE

8

6-2 | Fr. | G/F
Gulfport, Miss.

GP-GS	PPG	RPG	APG	OTHER	FG%	3PT%	FT%
2024-25	6-0	1.0	0.3	0.0	1.8 MPG	33.3	25.0 33.3
CAREER	6-0	1.0	0.3	0.0	1.8 MPG	33.3	25.0 33.3

SEASON HIGHS Pt: 3 Reb: 2 Ast: Stl: Blk: Min: 4

CAREER HIGHS Pt: 3 Reb: 2 Ast: Stl: Blk: Min: 4

- Knocked down first career 3 against SCSU (Dec. 29).
- Tabbed as one of the top recruits in Mississippi by multiple outlets, including 247Sports, ESPNW HoopGurlz and Collegiate Girls Basketball Report – Dan Olson.
- Led Harrison Central High School to a 2022 MHSA 6A State Championship appearance, where she faced current teammate Debreasha Powe and Meridian High School.
- Advanced to the MHSA 6A State Semifinal each year from her freshman to her junior season.



TAHJ-MONET BLOOM

11

6-2 | Fr. | F
Okinawa, Japan

GP-GS	PPG	RPG	APG	OTHER	FG%	3PT%	FT%
-------	-----	-----	-----	-------	-----	------	-----

2024-25 CAREER

SEASON HIGHS Pt: Reb: Ast: Stl: Blk: Min:

CAREER HIGHS Pt: Reb: Ast: Stl: Blk: Min:

- Suffered a non-sport related injury outside of team activities that will sideline her for the season.
- Rated a four-star and the No. 43 overall recruit in the 2024 class by ESPNW HoopGurlz.
- Lived in Okinawa, Japan for over 10 years throughout her childhood.



ROCÍO JIMÉNEZ

13

6-7 | R-Fr | C
Elias Piña, Dominican Republic

GP-GS	PPG	RPG	APG	OTHER	FG%	3PT%	FT%
-------	-----	-----	-----	-------	-----	------	-----

2024-25 CAREER

SEASON HIGHS Pt: Reb: Ast: Stl: Blk: Min:

CAREER HIGHS Pt: Reb: Ast: Stl: Blk: Min:

- Has a team-best 6' 11.5" wingspan and 8' 8" standing reach. Expected to redshirt for the 2024-25 season.
- Earned a medical redshirt in 2023-24 and is still rehabbing an injury sustained prior to Mississippi State. Originally slated for the 2025 class, she reclassified to join the program.
- Played one year of high school basketball, but competed within the Dominican Republic's FIBA Women's National Team organization.



KAYLA THOMAS

14

6-2 | Sr. | F/C
Beltsville, Md.

GP-GS	PPG	RPG	APG	OTHER	FG%	3PT%	FT%
2024-25	19-0	2.6	1.4	0.2	0.4 BPG	62.5	0.0 71.4
CAREER	86-11	3.2	2.2	0.2	0.3 BPG	49.1	0.0 67.5

SEASON HIGHS Pt: 5 Reb: 4 Ast: 1 Stl: Blk: 2 Min: 16

CAREER HIGHS Pt: 16 Reb: 10 Ast: 3 Stl: 2 Blk: 2 Min: 34

- Season-high of 6 points with 100% shooting from the field and the stripe against Oklahoma (Jan. 9)
- Tied season-high of 5 points against ULM (Dec. 17) along with one block.
- Has scored in all but four games, four points and three rebounds in 16 minutes at Chicago State (Dec. 8).
- Prior to 2024-25, she played in 67 games with 11 starts over three seasons at Georgia Southern and Penn State.
- Averaged 5.3 points and 3.8 rebounds on 47.9 percent



MADINA OKOT

15

6-6 | Jr. | C
Mumias, Kenya

GP-GS	PPG	RPG	APG	OTHER	FG%	3PT%	FT%
2024-25	19-19	11.6	8.9	0.4	0.9 BPG	67.8	0.0 59.1
CAREER	19-19	11.6	8.9	0.4	0.9 BPG	67.8	0.0 59.1

SEASON HIGHS Pt: 26 Reb: 17 Ast: 2 Stl: 5 Blk: 3 Min: 28

CAREER HIGHS Pt: 26 Reb: 17 Ast: 2 Stl: 5 Blk: 3 Min: 28

- Four points and 11 rebounds at Tenn. (Jan. 16)
- Earned sixth double-double of season with 19 points and 12 rebounds against Georgia (Jan. 12)
- Leads the nation with a 69.3 FG percentage as of Jan. 14. Leads team with 8.8 RPG.
- Collected 10 rebounds vs Oklahoma (Jan. 9)
- Earned 16 points on 7-7 shooting against SCSU (Dec. 29).
- Set career-high of 26 points against UMES on 13-16



DEBRESHAS POWE

21

6-1 | Jr. | G/F
Meridian, Miss.

GP-GS	PPG	RPG	APG	OTHER	FG%	3PT%	FT%
2024-25	17-17	9.2	3.1	1.3	1.1 SPG	43.9	44.8 76.9
CAREER	84-83	8.7	3.9	1.1	0.9 SPG	41.0	37.6 77.2

SEASON HIGHS Pt: 16 Reb: 7 Ast: 4 Stl: 3 Blk: 3 Min: 40

CAREER HIGHS Pt: 24 Reb: 13 Ast: 4 Stl: 6 Blk: 3 Min: 40

- Knocked down 4 threes vs Tenn., tying season-high 16
- Finished with 9 points on 3-6 shooting from three against Georgia (Jan. 12)
- Third in SEC with a 43.2 3PT% as of Jan. 3.
- Has hit three or more threes in seven games this season and 20 times in her career. Played 40 minutes for the first time in her career at Georgia Tech (Dec. 4).
- 1 of 3 players in the SEC in 2023-24 and first Dawg player since 18-19 to hit 65+ 3's on 40.0 percent or better



QUANIRAH MONTAGUE

24

6-5 | So. | F/C
Atlantic City, N.J.

GP-GS	PPG	RPG	APG	OTHER	FG%	3PT%	FT%
2024-25	19-0	5.1	4.0	0.6	0.5 SPG	53.8	0.0 57.9
CAREER	51-0	3.7	3.0	0.3	0.3 SPG	52.7	0.0 61.5

SEASON HIGHS Pt: 17 Reb: 11 Ast: 2 Stl: 2 Blk: 1 Min: 20

CAREER HIGHS Pt: 17 Reb: 13 Ast: 2 Stl: 2 Blk: 6 Min: 23

- 6 points on 3-3 shooting at Tenn with 1 Blk.
- Career-high 17 points on 8-13 from the field and seven rebounds in 14 minutes vs. Jacksonville (Nov. 24).
- Eight points and 11 rebounds at Chicago State (Dec. 8)
- 6' 8.25" wingspan, 10' 3.5" approach height (running vertical height) and a 3.79-second 3/4-court sprint.
- 26 blocks were second and her 51.4 field-goal percentage were fourth among SEC freshman in 2023-24.
- SEC Co-Freshman of the Week (Jan. 2, 2024) after first double-double on 14 points, 13 rebounds and six



SAM PURCELL

Third Season, Same Overall
2024-25: 15-4, 2-3 SEC
Career: 60-27, 19-18 SEC

- Only head coach in program history and one of six in SEC women's basketball since 2000 to record consecutive seasons with 20 or more wins in each of their first two seasons.
- Most overall wins (45 - 10 more than the next) (now at 58 in his third season), most SEC wins (17 - 7 more than the next) and most NCAA Tournament wins (2 - no other head coach has recorded one) of any head coach through their first two seasons in program history.
- Purcell became the fastest head coach to 50 wins at Mississippi State, achieving the mark in 73 games, eight faster than the next.
- Purcell and staff signed a 2025 top-10 recruiting class (No. 10) per ESPN with the addition of three ESPNW HoopGurlz Top-100 prospects.

MORE INFORMATION

RECORD	15-4 (2-3 SEC)
STREAK	L1
POINTS	Jordan (15.6)
REBOUNDS	Okot (8.9)
ASSISTS	Russell (4.3)
BLOCKS	Jordan (0.9)
STEALS	Jordan (1.6)
FIELD-GOAL%	Okot (69.3)
THREE FIELD-GOAL%	Powe (43.9)
FREE-THROW%	DeShields (86.7)
MINUTES	Jordan (29.9)
NEXT GAME	vs Auburn (Jan. 23)