



6 SEC TOURNAMENT CHAMPIONSHIPS • 28 NCAA TOURNAMENTS • 1 FINAL FOUR • 5 ELITE EIGHTS • 14 SWEET SIXTEENS

VANDERBILT

WOMEN'S BASKETBALL

2024-25 GAME NOTES • GAME 25 • vs. MISSISSIPPI STATE

2024-25 SCHEDULE

Overall: 18-6 | SEC: 5-5

Home: 12-2 | Away: 5-3 | Neutral: 1-1

NET Ranking: 22 | Streak: L-2

NOVEMBER (7-1)

4	Lipscomb	Win	102-50
8	Austin Peay	Win	93-37
14	at South Florida	Win	62-49
17	Butler	Win	81-52
20	Hampton	Win	94-45
22	Samford	Win	104-59
26	vs. Arizona [^]	Win	71-60
27	vs. (RV/RV) Michigan State [^]	Loss	70-78

DECEMBER (6-0)

1	Appalachian State	Win	94-40
4	at Miami [#]	Win	88-70
14	Evansville	Win	106-40
19	at Dayton	Win	80-66
21	West Georgia	Win	103-68
29	Alabama A&M	Win	93-64

JANUARY (5-3)

2	Georgia [*]	Win	108-82
5	#16/16 Kentucky [*]	Loss	78-96
9	at (RV/RV) Ole Miss [*]	Loss	59-87
11	at #5/4 LSU [*]	Loss	77-83
19	#15/15 Tennessee [*]	Win	71-70
23	Arkansas [*]	Win	101-60
26	at #19/19 Alabama [*]	Win	66-64
30	at Florida [*]	Win	99-86

FEBRUARY (0-2)

2	Ole Miss [*]	Loss	61-76
6	at #4/6 Texas [*]	Loss	66-87
13	Mississippi State [*]	8 p.m.	SEC Network
16	at Auburn [*]	3 p.m.	SEC Network
20	at Oklahoma [*]	6 p.m.	SEC Network+
23	South Carolina [*]	2 p.m.	SEC Network+
27	Texas A&M [*]	6:30 p.m.	SEC Network+

MARCH (0-0)

2	at Missouri [*]	2 p.m.	SEC Network+
6-9	SEC Tournament	TBD	TBD

All times Central • Home games in bold • Neutral games in italics

^{*}SEC game • [^]Acrisure Classic (Palm Springs, Calif.) • [#]SEC/ACC Challenge • [%]SEC Tournament

Rankings: AP/Coaches • All games times and dates are subject to change

GAME 25



RV/RV VANDERBILT (18-6, 5-5 SEC)
vs. MISSISSIPPI ST. (17-8, 4-7 SEC)



THURSDAY, FEB. 13
8 p.m. CT



NASHVILLE, TENN.
Memorial Gymnasium (14,316)



SEC NETWORK
Sam Gore (Play-By-Play) • Anne O'Neil (Analyst)



94.9 THE FAN
Vanderbilt Athletics App • Jake Lyman

STARTING FIVE

>> Vanderbilt returns to Memorial Gymnasium looking to snap a two-game skid. The Dores have dropped back-to-back games against Ole Miss (76-61) and at No. 4/6 Texas (87-66). Vandy holds an 18-6 overall record and a 5-5 mark in SEC play.

>> Vanderbilt is 12-2 at home this season. The Commodores are 24-7 at Memorial Gymnasium over the last two seasons and are 45-19 at home under head coach Shea Ralph. The Dores enter Thursday seeking their 13th win of the season at Memorial Gym. A victory would give Vanderbilt its highest win total at home in a season since 2011-12 when Vandy won 18 home games.

>> The Commodores enter the week leading the SEC in team free throw percentage at 77.8 percent. It is the 16th-best free throw percentage in NCAA Division I this season. Freshman Mikayla Blakes leads Vanderbilt with an 86.8 percent free throw percentage. Blakes is making 88.6 percent (70-of-79) of her free throws in SEC play.

>> Thursday will be the 52nd meeting between the Commodores and Bulldogs. Vandy holds the all-time series lead at 27-24 against Mississippi State. The Dores ended a nine-game losing streak to MSU last season with a 71-66 victory in Starkville, Mississippi. Vandy is 1-2 vs. Mississippi State under Coach Ralph.

>> Vanderbilt is 19-6 all-time against Mississippi State at Memorial Gymnasium. The Commodores have dropped each of the last four home games against the Bulldogs. The last Vandy victory against MSU in Memorial Gym happened on Jan. 11, 2015, when the Dores collected a 78-62 win.



TEAM COMPARISON

18-6	Overall Record	17-8
5-5	SEC Record	4-7
84.5	Points Per Game	76.6
65.4	Opp. Per Game	62.6
45.9	Field Goal Pct.	46.7
42.6	Opp. Field Goal Pct.	37.5
32.8	3-Point Pct.	33.1
30.1	Opp. 3-Point Pct.	30.5
77.8	Free Throw Pct.	70.6
39.3	Rebounds Per Game	41.0
+4.1	Rebounding Margin	+8.5
16.6	Assists Per Game	16.0
13.9	Turnovers Per Game	16.4
12.4	Steals Per Game	8.5
2.9	Blocks Per Game	4.2

SERIES HISTORY

Games:	51
Vanderbilt Series Record:	27-24
Games in Nashville:	19-6
Games in Starkville:	12-15
Neutral Site Games:	6-3
First Meeting:	Nov. 11, 1977 in Starkville, Miss, Vanderbilt, 81-66
Last Meeting:	Jan. 4, 2024 in Starkville, Miss., Vanderbilt, 71-66
Last Vandy Win:	Jan. 4, 2024 in Starkville, Miss., 71-66
Last Vandy Loss:	Dec. 29, 2024 in Nashville, Tenn., 44-72
Last Home Win:	Jan. 11, 2015, 78-62
Last Road Win:	Jan. 4, 2024, 71-66
Last Neutral Win:	March 1, 2012 at Bridgestone Arena, 67-51
Last Home Loss:	Dec. 29, 2022, 44-72
Last Road Loss:	Jan. 9, 2022, 63-70
Last Neutral Loss:	March 4, 2016 in Jacksonville, Fla., 46-63
vs. Mississippi State under Ralph:	1-2
Current Vanderbilt Streak:	W-1

LAST FIVE GAMES

Date	Location	Vandy Result	Score
01.04.24	Starkville	Win	71-66
12.29.22	Nashville	Loss	44-72
01.09.22	Starkville	Loss	63-70
01.23.20	Nashville	Loss	52-68
02.24.19	Starkville	Loss	70-86

PROJECTED STARTERS



1
MIKAYLA BLAKES
G • 5-8 • Fr.
Somerset, N.J.
Rutgers Prep HS
Points • 22.1
FG% • 47.5
3PFG% • 32.7
Boards • 3.1
Assists • 3.0
Steals • 2.4



10
JANE NWABA
G • 5-10 • Gr.
Carlson, Calif.
Pepperdine
Points • 5.1
FG% • 46.8
3PFG% • 38.2
Boards • 2.4
Assists • 1.0
Ast/TO • 1.4



11
JORDYN OLIVER
G • 5-10 • Gr.
Prosper, Texas
Duke • Baylor
Points • 3.7
FG% • 45.3
FT% • 76.9
Boards • 4.8
Assists • 3.8
Ast/TO • 2.8



12
KHAMIL PIERRE
F • 6-2 • So.
Phoenix, Ariz.
Perry HS
Points • 21.2
FG% • 52.2
FT% • 68.4
Boards • 10.0
Assists • 2.0
Steals • 3.1



23
IYANA MOORE
G • 5-8 • Sr.
Milwaukee, Wis.
Blackman HS
Points • 13.5
FG% • 38.0
FT% • 82.1
3PFG% • 35.9
3PFG PG • 2.4
Assists • 2.5



ROSTER BREAKDOWN

CLASS

GRADUATE (3): Leilani Kapinus, Jane Nwaba,

Jordyn Oliver

SENIOR (2): Iyana Moore, Sacha Washington

JUNIOR (2): Jada Brown, Justine Pissott

SOPHOMORE (4): Madison Greene, Aga Makurat,
Aiyana Mitchell, Khamil Pierre

FRESHMAN (2): Mikayla Blakes, Trinity Wilson,
Monique Williams*

POSITION

FORWARD (6): Aiyana Mitchell, Jane Nwaba,
Khamil Pierre, Justine Pissott, Sacha Washington,
Trinity Wilson, Monique Williams*

GUARD (8): Mikayla Blakes, Jada Brown,
Madison Greene, Leilani Kapinus, Aga Makurat,
Iyana Moore, Jordyn Oliver, Justine Pissott

HOME STATE/COUNTRY

NEW JERSEY (2): Mikayla Blakes, Justine Pissott

WISCONSIN (2): Leilani Kapinus, Iyana Moore

CALIFORNIA (1): Jane Nwaba

GEORGIA (1): Sacha Washington

ARIZONA (1): Khamil Pierre

ARKANSAS (1): Jada Brown

AUSTRALIA (1): Monique Williams*

COLORADO (1): Aiyana Mitchell

MINNESOTA (1): Trinity Wilson

OHIO (1): Madison Greene

POLAND (1): Aga Makurat

TEXAS (1): Jordyn Oliver

*Early enrollee, will begin collegiate career in '25-26

COACHES & STAFF

HEAD COACH: SHEA RALPH • 4TH SEASON

ASSOCIATE HEAD COACH: TOM GARRICK • 4TH SEASON

ASSISTANT COACH: ASHLEY EARLEY • 4TH SEASON

ASSISTANT COACH: KEVIN DEMILLE • 4TH SEASON

AST. COACH/AST. DIR. OF OPS: ERIC MUNDINGER • 3RD SEASON

CHIEF OF STAFF/EXECUTIVE DIR. OF OPS: CHRIS BRANN • 4TH SEASON

DIR. OF INTERNAL OPS./ON-CAMPUS RECRUITING COORD: KOKO NELSON • 4TH SEASON

DIR. OF STRENGTH & CONDITIONING: JENA READY • 1ST SEASON

SENIOR ASSO. ATHLETIC TRAINER: ALLISON SHEPHERD • 4TH SEASON

DIR. OF CREATIVE CONTENT: LEAH DUSTERHOFT • 4TH SEASON

DIR. OF SPECIAL PROJECTS & ATHLETIC CULTURE: YVONNE HAWKINS • 1ST SEASON

DIR. OF PLAYER ENGAGEMENT & INFLUENCE: AUDREY MONTGOMERY • 1ST SEASON

VIDEO COORDINATOR: JT OREM • 1ST SEASON

SPORTS INFORMATION DIRECTOR: CHRIS CASKEY • 2ND SEASON



FRONT ROW (L-R) JANE NWABA, LEILANI KAPINUS, MADISON GREENE, JORDYN OLIVER, IYANA MOORE, JADA BROWN, MIKAYLA BLAKES
BACK ROW (L-R) SACHA WASHINGTON, MONIQUE WILLIAMS, AGA MAKURAT, KHAMIL PIERRE, AIYANA MITCHELL, JUSTINE PISSOTT, TRINITY WILSON

2024-25 ROSTER

No.	Name	POS	HT	YR	EXP	Hometown (Previous School)
1	Mikayla Blakes	G	5-8	Fr.	HS	Somerset, N.J. (Rutgers Prep)
2	Jada Brown	G	5-8	Jr.	2V	Bentonville, Ark. (Bentonville HS)
4	Madison Greene	G	5-6	So.	1V	Columbus, Ohio (Pickerington Central HS)
5	Leilani Kapinus	G	5-10	Gr.	TR	Madison, Wis. (Penn State)
10	Jane Nwaba	F	5-10	Gr.	TR	Carson, Calif. (Pepperdine)
11	Jordyn Oliver	G	5-10	Gr.	1V	Prosper, Texas (Duke)
12	Khamil Pierre	F	6-2	So.	1V	Phoenix, Ariz. (Perry HS)
13	Justine Pissott	G/F	6-4	Jr.	1V	Toms River, N.J. (Tennessee)
14	Aiyana Mitchell	F	6-4	So.	1V	Colorado Springs, Colo. (Fountain-Fort Carson HS)
23	Iyana Moore	G	5-8	Sr.	2V	Milwaukee, Wis. (Blackman HS)
24	Aga Makurat	G	6-2	So.	1V	Sierakowice, Poland (Sopocka Akademia Tenisowa)
30	Trinity Wilson	F	6-3	Fr.	HS	Lakeville, Minn. (Lakeville North HS)
35	Sacha Washington	F	6-2	Sr.	3V	Lawrenceville, Ga. (Collins Hill HS)
- -	Monique Williams*	F	6-3	Fr.	HS	Perth, Australia (Willeton Senior HS)

*Early enrollee, will begin collegiate career in '25-26

COACHING STAFF

HEAD COACH: Shea Ralph - 4th Season - UConn '01

ASSOCIATE HEAD COACH: Tom Garrick - 4th Season - Rhode Island '88

ASSISTANT COACH: Ashley Earley - 4th Season - Vanderbilt '05

ASSISTANT COACH: Kevin DeMille - 4th Season - UConn '13

ASSISTANT COACH/AST. DIRECTOR OF OPERATIONS: Eric Mundinger - 3rd Season - Memphis '20

PRONUNCIATION

JADA BROWN: (Jay-Duh)

LEILANI KAPINUS: (LAY-lawn-EE, Cap-n-IS)

AGA MAKURAT: (Ah-gah, Mock-ew-Rah)

AIYANA MITCHELL: (Eye-on-Uh)

IYANA MOORE: (Eye-on-Uh)

JANE NWABA: (Wah-Buh)

KHAMIL PIERRE: (KAH-Meel, Pea-Air)

JUSTINE PISSOTT: (Jus-TEEN, Pih-SOT)

SACHA WASHINGTON: (Sah-SHUH)

MONIQUE WILLIAMS: (Moh-NEEK)

SEC STANDINGS (AS OF FEB. 12, 2025)

Team	SEC	Record	Streak
4/4 South Carolina	10-1	22-2	L-1
5/5 LSU	10-1	25-1	W-5
3/3 Texas	10-1	24-2	W-8
11/13 Kentucky	8-2	19-3	L-1
23/20 Alabama	7-4	20-5	W-3
Ole Miss (RV/RV)	7-4	16-7	W-1
15/17 Oklahoma	6-5	18-6	W-2
Vanderbilt (RV/RV)	5-5	18-6	L-2
19/16 Tennessee	4-6	17-6	L-1
Mississippi State	4-7	17-8	L-1
Florida	3-7	12-12	L-1
Auburn	3-8	12-12	L-1
Texas A&M	3-8	10-13	L-5
Georgia	2-9	10-15	W-1
Missouri	2-9	13-13	W-2
Arkansas	2-9	9-17	L-3

POLLS

Associated Press Top 25 as of Feb. 10

1) UCLA (31)	14) Kansas State
2) Notre Dame	15) Tennessee*
3) Texas*	16) Oklahoma*
4) South Carolina*	17) Maryland
5) LSU*	18) West Virginia
6) Southern Cal	19) Georgia Tech
7) UConn	20) Oklahoma State
8) Kentucky*	21) Alabama*
9) Ohio State	22) Michigan State*
10) NC State	23) Florida State
11) TCU	24) Creighton
12) North Carolina	25) Baylor
13) Duke	*Vanderbilt Opponent

Received Votes: California, Illinois, VANDERBILT, Utah, South Dakota State, Michigan, Richmond, Ole Miss*, Columbia, Harvard, Louisville, Grand Canyon

USA Today/WBCA Coaches Top 25 as of Feb. 11

1) UCLA (31)	T-13) Kansas State
2) Notre Dame	15) Maryland
3) Texas*	16) Tennessee*
4) South Carolina*	17) Oklahoma*
5) LSU*	18) West Virginia
6) Southern Cal	19) Georgia Tech
7) UConn	20) Alabama*
8) Ohio State	21) Florida State
9) TCU	22) Michigan State*
10) Duke	23) Oklahoma State
11) NC State	24) South Dakota St.
12) North Carolina	25) Creighton
T-13) Kentucky*	*Vanderbilt Opponent

Received Votes: Baylor, California, VANDERBILT, Ole Miss*, Utah, Richmond, Louisville, George Mason, Michigan, Florida Gulf Coast





TV/RADIO ROSTER

**1 Mikayla Blakes**

G // 5-8 // Fr.
Somerset, N.J.
Rutgers Prep HS

**2 Jada Brown**

G // 5-8 // Jr.
Bentonville, Ark.
Bentonville HS

**4 Madison Greene**

G // 5-6 // So.
Columbus, Ohio
Pickerington Central HS

**5 Leilani Kapinus**

G // 5-10 // Gr.
Madison, Wis.
Penn State
James Madison Memorial HS

**10 Jane Nwaba**

F // 5-10 // Gr.
Carson, Calif.
Pepperdine
Palisades Charter HS

**11 Jordyn Oliver**


G // 5-10 // Gr.
Prosper, Texas
Duke // Baylor
Prosper HS

**12 Khamil Pierre**


F // 6-2 // So.
Phoenix, Ariz.
Perry HS

**13 Justine Pissott**

G/F // 6-4 // Jr.
Toms River, N.J.
Tennessee
Red Bank Catholic HS

**14 Aiyana Mitchell**

F // 6-4 // So.
Colorado Springs, Colo.
Fountain-Fort Carson HS

**23 Iyana Moore**

G // 5-8 // Sr.
Milwaukee, Wis.
Blackman HS

**24 Aga Makurat**

G // 6-2 // So.
Sierakowice, Poland
Sopocka Akademia
Tenisowa

**30 Trinity Wilson**

F // 6-3 // Fr.
Lakeville, Minn.
Lakeville North HS

**35 Sacha Washington**

F // 6-2 // Sr.
Lawrenceville, Ga.
Lawrenceville HS

**-- Monique Williams**

F // 6-3 // Fr.
Perth, Australia
Willeton Senior HS

COACHING STAFF

**Shea Ralph**


Head Coach
4th Season

**Tom Garrick**


Associate
Head Coach
4th Season

**Ashley Earley**

Assistant Coach
4th Season

**Kevin DeMille**

Assistant Coach
4th Season

**Eric Mundinger**

Assistant Coach
3rd Season





VANDERBILT WBB QUICK FACTS

HOME ARENA: MEMORIAL GYMNASIUM (14,316)
2023-24 RECORD: 23-10
2023-24 SEC RECORD: 9-7
POSTSEASON: 1-1 (NCAA FIRST ROUND)
LETTERWINNERS RETURNING/LOST: 9/4
STARTERS RETURNING/LOST: 5/1
NEWCOMERS: 4

THE UNIVERSITY

LOCATION: NASHVILLE, TENN.
AFFILIATION: NCAA DIVISION I
CONFERENCE: SOUTHEASTERN (SEC)
MASCOT: COMMODORES
COLORS: BLACK & GOLD
CHANCELLOR: DANIEL DIERMEIER
DIRECTOR OF ATHLETICS: CANDICE STOREY LEE
FACULTY ATHLETICS REP: TRACE WILGUS

PROGRAM HISTORY

ALL-TIME RECORD: 903-550 (.621)
ALL-TIME SEC RECORD: 270-278 (.493)
ALL-TIME SEC TOURNAMENT RECORD: 49-38 (.563)
SEC TOURNAMENT TITLES: 6 ('93, '95, '02, '04, '07, '09)
NCAA TOURNAMENT APPEARANCES: 28
NCAA TOURNAMENT RECORD: 40-28 (.588)
LAST NCAA TOURNAMENT APPEARANCE: 2024
LAST POSTSEASON APPEARANCE: 2024 (NCAA)

SOCIAL MEDIA

FACEBOOK: /VANDYWBB
INSTAGRAM: @VANDYWBB
X/TWITTER: @VANDYWBB
WEBSITE: VUCOMMODORES.COM

ATHLETIC COMMUNICATIONS

VANDERBILT WOMEN'S BASKETBALL SID: CHRIS CASKEY, 2ND SEASON
EMAIL: CHRIS.CASKEY@VANDERBILT.EDU
PHONE NUMBER: 606-207-7481
ASSOCIATE ATHLETIC DIRECTOR: BRIAN FREMUND



DORE NOTES

GAME COVERAGE

Thursday's contest vs. Mississippi State airs live on SEC Network with Sam Gore and Anne O'Neil calling the action. Fans can listen to Jake Lyman locally on 94.9 The Fan and the Vanderbilt Commodores app outside of Nashville. Fans can also follow along via live stats.

NET RANKING

Vanderbilt enters Thursday holding a NET ranking of 22. The Commodores came in at No. 7 in the first NET ranking of the 2024-25 season, the highest NET ranking in program history. The NET is an evaluation tool the NCAA Tournament Selection Committee uses to determine seeding and at-large bids.

RECEIVING VOTES

The Dore earned votes in this week's Associate Press Top 25 and USA Today/WBCA Coaches polls. Vanderbilt received 20 votes in each poll. Vanderbilt has earned at least one vote in one of the two major women's college basketball polls every week this season.

J.O.'S LEADERSHIP

Graduate student Jordyn Oliver enters Thursday ranked 13th in NCAA Division I in assist-to-turnover ratio at 2.79. The guard leads the team in assists at 3.8 per game, while her 92 total assists are 10th-most in the SEC this season.

Oliver, who is in her sixth season of collegiate basketball, has played in 137 career games, which is tied for 96th-most by active NCAA Division I players.

MIKAYLA AND KHAMIL NATIONALLY RECOGNIZED

Vanderbilt's underclassmen duo of freshman Mikayla Blakes and sophomore Khamil Pierre have earned their fair share of national recognition of late, as each was named to the Jersey Mike's Naismith Trophy Women's College Player of the Year Midseason Team on Feb. 12. The Vandy duo were two of 30 players named to the team, while they were two of 11 SEC players selected. Blakes was one of two freshmen to earn a selection, while Pierre was one of six sophomores.

Additionally, Blakes was named to the John R. Wooden Late Midseason Top 20 watch list on Feb. 11, while Pierre was selected to the Naismith Defensive Player of the Year watch list on Feb. 5.

Record-Setting SEC Player of the Week for Blakes

Mikayla Blakes was named the SEC Freshman of the Week for a league-leading sixth time to set the school record for the most weekly SEC frosh awards earned in a season.

Blakes scored 22 points, pulled down four rebounds, and collected three steals at No. 4/6 Texas last Thursday in her lone contest of the week. Her six SEC Freshman of the Week selections sets the school record for most weekly SEC freshman honors in a season, breaking Khamil Pierre's previous record of five set during the 2023-24 campaign.

MOORE PRODUCTION IN SEC PLAY

Senior Iyana Moore is averaging 15.2 points per game in SEC games, an increase of 1.8 points compared to her season-scoring average of 13.4 points. The guard has scored registered double-digit points in all but two SEC games this season, which includes a season-best 23-point performance at LSU on Jan. 13.

Moore contributed to a total of 38 points in Vanderbilt's 99-86 win at Florida on Jan. 30. The guard scored 22 points and dished out six assists, which led to 16 points.

LENDING A HAND

The Commodores rank 33rd nationally in assists per game at 16.6. Vanderbilt handed out a season-best 30 assists against Alabama A&M on Dec. 29. The Dore have dished out 20 or more assists in eight games this season.

The Dore are also 29th in the NCAA in assist/turnover ratio at 1.20, which is fifth-best in the SEC. Graduate Jordyn Oliver is 13th in the nation in assist/turnover ratio at 2.79, while her 3.8 assists per game ranks 10th in the SEC.

DYNAMIC DUO

Sophomore Khamil Pierre and freshman Mikayla Blakes are the only pair of teammates in all of NCAA Division I to average over 20.0 points per game. Blakes enters the week ranked seventh nationally at 22.1 points per contest, while Pierre's 21.2 points per contest is 11th in the nation.

Combined, Pierre and Blakes are averaging a combined 43.3 points per game this season make them the highest scoring tandem in the SEC.





DORE NOTES

KHAMIL'S AMONG SEC'S BEST

Pierre currently leads the SEC in field goals made (203) and ranks second in steals (71). She ranks in the top four in the conference in double-doubles (2nd; 12), steals per game (2nd; 3.09), rebounds per game (2nd; 10.0), and points per game (4th; 21.2).

PUTTING UP THE POINTS

Vanderbilt's 84.5 points per game average is seventh-best in all of NCAA Division I this season, while it is fourth-highest scoring average in the SEC. Vandy has scored 90-plus points in 11 games this season.

CASHING IN AT THE FREE THROW LINE

The Commodores enter the week leading the SEC in team free throw percentage at 77.8 percent. It is the 16th-best free throw percentage in NCAA Division I this season. Freshman Mikayla Blakes leads Vanderbilt with an 86.8 percent free throw percentage. Blakes is making 88.6 percent (70-of-79) of her free throws in SEC play.

MOORE MOVING UP

Senior Iyana Moore is moving up rapidly on Vanderbilt's 1,000-point and all-time 3-pointers made list. The guard comes into today's game in eighth place on Vandy's all-time 3-point made field goal list with 188. She is 15 trifectas away from 3-pointers from moving into seventh place, which is currently held by Julie Powell (1991-94).

Additionally, Moore's 1,223 career points rank 25th all-time in Commodore women's basketball history. She is 17 points shy from passing Carolyn Pech (1,240; 1985-88) for 24th on the list.

BLAKES LEADING THE FRESHMEN

Mikayla Blakes ranks in the top 10 among all NCAA freshmen in 12 categories. Blakes is the only player to rank in the top 10 freshmen nationally in scoring (1st; 22.1), points scored (1st; 531), field goals made (1st; 180), steals (t-3rd; 58), and 3-point field goals made (4th; 53).

The Somerset, New Jersey, native has won SEC Freshman of the Week a league-high six times, breaking Khamil Pierre's school record of five selections set in 2023-24. Blakes is one of three Power 4 players to win their conference's weekly freshman award five or more times this season.

2024-25 GAME-BY-GAME STARTERS

Team	G	G	G	F	F	Result
Lipscomb	Blakes	Moore	Oliver	Nwaba	Pierre	W, 102-50
Austin Peay	Blakes	Moore	Oliver	Nwaba	Pierre	W, 93-37
at South Florida	Blakes	Greene	Oliver	Nwaba	Pierre	W, 62-49
Butler	Blakes	Greene	Oliver	Nwaba	Pierre	W, 81-52
Hampton	Blakes	Moore	Oliver	Nwaba	Pierre	W, 94-46
Samford	Blakes	Moore	Oliver	Nwaba	Pierre	W, 104-59
vs. Arizona	Blakes	Greene	Moore	Oliver	Pierre	W, 71-60
vs. Michigan State	Blakes	Greene	Moore	Oliver	Pierre	L, 78-70
Appalachian State	Blakes	Moore	Oliver	Nwaba	Mitchell	W, 94-40
at Miami	Blakes	Moore	Oliver	Nwaba	Pierre	W, 88-70
Evansville	Blakes	Moore	Oliver	Nwaba	Pierre	W, 106-40
at Dayton	Blakes	Moore	Oliver	Nwaba	Pierre	W, 80-66
West Georgia	Blakes	Moore	Oliver	Nwaba	Pierre	W, 103-68
Alabama A&M	Blakes	Moore	Oliver	Nwaba	Pierre	W, 93-64
Georgia	Blakes	Moore	Oliver	Nwaba	Pierre	W, 108-82
Kentucky	Blakes	Moore	Oliver	Nwaba	Pierre	L, 78-96
at Ole Miss	Blakes	Moore	Oliver	Nwaba	Pierre	L, 59-87
at LSU	Blakes	Moore	Oliver	Nwaba	Pierre	L, 77-83
Tennessee	Blakes	Moore	Oliver	Nwaba	Pierre	W, 71-70
Arkansas	Blakes	Moore	Oliver	Nwaba	Pierre	W, 101-60
at Alabama	Blakes	Moore	Oliver	Nwaba	Pierre	W, 66-64
at Florida	Blakes	Moore	Oliver	Nwaba	Pierre	W, 99-86
Ole Miss	Blakes	Moore	Oliver	Nwaba	Pierre	L, 61-76
at Texas	Blakes	Moore	Oliver	Nwaba	Pierre	L, 66-87

LINEUP RECORDS

Blakes/Moore/Oliver/Nwaba/Pierre	13-5
Blakes/Greene/Oliver/Nwaba/Pierre	2-0
Blakes/Moore/Oliver/Nwaba/Pierre	1-0
Blakes/Moore/Oliver/Nwaba/Mitchell	1-0
Blakes/Greene/Moore/Oliver/Pierre	1-1

STAT SUPERLATIVES

MOST GAMES PLAYED

137, JORDYN OLIVER*

MOST GAMES PLAYED AT VANDY

99, SACHA WASHINGTON

MOST GAMES STARTED

94, LEILANI KAPINUS*

MOST GAMES STARTED AT VANDY

76, SACHA WASHINGTON

MOST CONSECUTIVE GAMES PLAYED

43, JORDYN OLIVER

MOST CONSECUTIVE GAMES STARTED

24, MIKAYLA BLAKES/JORDYN OLIVER

GAMES W/ DOUBLE-DIGIT POINTS

	2024-25 CAREER	
MIKAYLA BLAKES	23	23
KHAMIL PIERRE	22	36
IYANA MOORE	18	62
MADISON GREENE	9	12
LEILANI KAPINUS*	3	62
JANE NWABA*	3	39
AIYANA MITCHELL	2	2
JORDYN OLIVER*	1	11
AGA MAKURAT	1	4
SACHA WASHINGTON	--	50
JUSTINE PISSOTT*	--	8
JADA BROWN	--	2

20-PLUS POINT GAMES

	2024-25 CAREER	
MIKAYLA BLAKES	15	15
KHAMIL PIERRE	14	15
IYANA MOORE	1	14
MADISON GREENE	1	1
SACHA WASHINGTON	--	6
LEILANI KAPINUS*	--	6
JANE NWABA*	--	1

30-PLUS POINT GAMES

	2024-25 CAREER	
MIKAYLA BLAKES	3	3
KHAMIL PIERRE	1	1
IYANA MOORE	--	2
SACHA WASHINGTON	--	1

40-PLUS POINT GAMES

	2024-25 CAREER	
MIKAYLA BLAKES	1	1
KHAMIL PIERRE	1	1

50-PLUS POINT GAMES

	2024-25 CAREER	
MIKAYLA BLAKES	1	1

GAMES W/ DOUBLE-DIGIT REBOUNDS

	2024-25 CAREER	
KHAMIL PIERRE	13	17
LEILANI KAPINUS*	2	16
JORDYN OLIVER*	1	4
SACHA WASHINGTON	--	27
JANE NWABA*	--	14

DOUBLE-DOUBLES

	2024-25 CAREER	
KHAMIL PIERRE	12	16
LEILANI KAPINUS*	2	14
JORDYN OLIVER*	1	4
SACHA WASHINGTON	--	22
JANE NWABA*	--	11

CURRENT DOUBLE-DIGIT SCORING STREAK

10, MIKAYLA BLAKES

CONSECUTIVE GAMES W/ MADE 3-POINTER

3, IYANA MOORE

CONSECUTIVE GAMES W/ AN ASSIST

24, MIKAYLA BLAKES

CONSECUTIVE GAMES W/ A STEAL

4, MIKAYLA BLAKES/KHAMIL PIERRE/IYANA MOORE

CONSECUTIVE GAMES W/ A BLOCK

--

* STARTED COLLEGIATE CAREER AT ANOTHER SCHOOL





PLAYER QUICK NOTES

**1 • MIKAYLA BLAKES**G • 5-8 • Fr. • Somerset, N.J. (Rutgers Prep HS)
Undeclared

	GP-GS	MIN/G	FG%	3FG%	FT%	R/G	A/G	STL	BLK	PTS/G
24-25	24-24	30.1	47.5	32.7	86.8	3.1	3.0	2.4	0.3	22.1
CAREER	24-24	30.1	47.5	32.7	86.8	3.1	3.0	2.4	0.3	22.1

- Wooden Award Late Midseason Top 20 Watch List
- 6x SEC Freshman of the Week - 11.19, 11.26, 12.10, 1.28, 2.02, 2.11
- Only NCAA Frosh to Avg. over 20 ppg (22.1 ppg)
- Leads all NCAA freshmen in scoring & steals
- Her 53 pts at Florida set the NCAA true freshman record for most points in a game

TOP GAMES

24-25 SEASON	CAREER
PTS 53, at Florida (01/30/25)	PTS 53, at Florida (01/30/25)
REB 6, at LSU (01/13/25)	REB 6, at LSU (01/13/25)
AST 8, Hampton (11/20/24)	AST 8, Hampton (11/20/24)

**2 • JADA BROWN**G • 5-8 • Jr. • Bentonville, Ark. (Bentonville HS)
Human & Organizational Development • (Jay-Duh)

	GP-GS	MIN/G	FG%	3FG%	FT%	R/G	A/G	STL	BLK	PTS/G
24-25	11-0	5.8	54.5	40.0	75.0	1.1	0.5	0.5	0.0	1.5
CAREER	60-22	13.8	29.3	28.6	79.2	0.9	0.6	0.4	0.0	2.7

- Scored a season-high 6 pts vs. West Georgia
- Two-time SEC Winter Academic Honor Roll
- Made 22 career starts, all in '22-23
- Scored career-high 12 points vs. No. 13/11 NC State (11/24/22)

TOP GAMES

24-25 SEASON	CAREER
PTS 6, West Georgia (12/21/24)	PTS 12, vs. NC State (11/24/22)
REB 2 (4x), Last: West Ga. (12/21/24)	REB 4 (4x), Last: Radford (12/31/22)
AST 2, Alabama A&M (12/29/24)	AST 5, Tarleton State (11/15/22)

**4 • MADISON GREENE**G • 5-6 • So. • Columbus, Ohio (Pickerington Central HS)
Medicine, Health & Society

	GP-GS	MIN/G	FG%	3FG%	FT%	R/G	A/G	STL	BLK	PTS/G
24-25	24-4	21.1	43.4	34.6	88.4	2.4	1.5	1.3	0.0	7.5
CAREER	35-4	20.6	43.1	35.0	85.7	2.1	1.4	1.3	0.0	7.3

- Scored a career-high 25 pts at Dayton
- Leads the team in points off the bench at 7.9 ppg
- Made her first career start at South Fla. (11/14) and scored 15 points with a career-best 5 3-pt FG
- Scored double-digit pts off the bench in seven games this season

TOP GAMES

24-25 SEASON	CAREER
PTS 25, at Dayton (12/19/24)	PTS 25, at Dayton (12/19/24)
REB 6, Alabama A&M (12/29/24)	REB 6, Alabama A&M (12/29/24)
AST 6, Samford (11/22/24)	AST 6, Samford (11/22/24)

**5 • LEILANI KAPINUS**G • 5-10 • Gr. • Madison, Wis. (Penn State)
Human Development Studies • (LAY-lawn-EE, Cap-N-IS)

	GP-GS	MIN/G	FG%	3FG%	FT%	R/G	A/G	STL	BLK	PTS/G
24-25	23-0	18.2	44.7	25.0	70.8	3.4	1.7	1.7	0.4	4.3
CAREER	118-94	25.6	48.0	27.7	66.3	5.8	2.1	2.3	1.0	9.6

- Recorded two double-doubles on the year
- Made her Vanderbilt debut on Nov. 8 vs. Austin Peay
- Two-Time All-Big Ten HM & Defensive Team ('23, '24)
- Her 228 steals at Penn State ranks 11th in school history
- Scored 1,128 pts in 118 collegiate games

TOP GAMES

24-25 SEASON	CAREER
PTS 11, Samford (11/22/24)	PTS 25, vs. Saint Francis (12/17/23)
REB 11, Evansville (12/14/24)	REB 15, vs. George Mason (3/21/24)
AST 6, Samford (11/22/24)	AST 6 (2x), Last: Samford (11/22/24)

**10 • JANE NWABA**G • 5-10 • Gr. • Carlson, Calif. (Pepperdine)
Medicine, Health & Society • (Wah-BUH)

	GP-GS	MIN/G	FG%	3FG%	FT%	R/G	A/G	STL	BLK	PTS/G
24-25	24-22	15.7	46.8	38.2	75.0	2.4	1.0	0.8	0.3	5.1
CAREER	129-86	22.7	42.3	26.1	61.4	4.8	1.6	0.9	0.3	7.0

- Scored a season-high 13 pts vs. Arkansas (Jan. 23)
- Started in 22 gm and appeared in all 24 gm
- Collected 11 career double-doubles, with nine coming during '23-24
- Averaged 10.0 pts, 6.9 reb, 2.6 ast, & 1.1 stl over her final two seasons at Pepperdine

TOP GAMES

24-25 SEASON	CAREER
PTS 13, Arkansas (01/23/25)	PTS 22, San Francisco (2/1/24)
REB 6 (2x), Last: Tenn. (1/19/25)	REB 12 (3x), Last: at LMU (1/27/24)
AST 3, Lipscomb (11/4/24)	AST 8, at San Francisco (1/11/24)

**11 • JORDYN OLIVER**G • 5-10 • Gr. • Carlson, Calif. (Baylor • Duke)
Leadership & Organizational Performance

	GP-GS	MIN/G	FG%	3FG%	FT%	R/G	A/G	STL	BLK	PTS/G
24-25	24-24	30.1	45.3	0.0	76.9	4.8	3.8	1.5	0.5	3.7
CAREER	137-57	19.3	49.6	21.4	51.9	3.6	2.6	0.9	0.3	4.0

- Dished out 3-plus assists in 16 games this season
- Appeared in 137 collegiate games with 57 starts
- One of two players to start in all 24 games - M. Blakes
- Played 2 seasons at Baylor then 1 year at Duke
- Her 11-ast, 10 reb double-double vs. Georgia is the 1st Vandy double-double w/ ast & reb since 1999-00

TOP GAMES

24-25 SEASON	CAREER
PTS 10, vs. Michigan State (11/27/24)	PTS 15 (2x), Last: WKU (11/15/23)
REB 10, Georgia (01/02/25)	REB 11 (2x), Last: vs. UNI (11/25/23)
AST 11, Georgia (01/02/25)	AST 11, Georgia (01/02/25)

**12 • KHAMIL PIERRE**F • 6-2 • So. • Phoenix, Ariz. (Perry HS)
Undeclared • (KAH-Meel, Pea-Air)

	GP-GS	MIN/G	FG%	3FG%	FT%	R/G	A/G	STL	BLK	PTS/G
24-25	23-23	29.8	52.2	30.0	68.4	10.0	2.0	3.1	0.3	21.2
CAREER	56-34	23.6	48.0	26.3	67.6	7.3	1.2	1.9	0.4	13.9

- Naismith Trophy Midseason Team
- Naismith Defensive POTY watch list
- 2x SEC Player of the Week - Nov. 26, Dec. 17
- Scored a career-high 42 pts vs. Evansville (Dec. 14)
- Only NCAA D-I player to average at over 20.0 ppg and 10.0 rpg this season

TOP GAMES

24-25 SEASON	CAREER
PTS 42, Evansville (12/14/24)	PTS 42, Evansville (12/14/24)
REB 18, Evansville (12/14/24)	REB 18, Evansville (12/14/24)
AST 5 (2x), Last: UK (01/05/25)	AST 5 (2x), Last: UK (01/05/25)

**13 • JUSTINE PISSOTT**G/F • 6-4 • Jr. • Toms River, N.J. (Tennessee)
Human & Organizational Development • (Pih-SOT)

	GP-GS	MIN/G	FG%	3FG%	FT%	R/G	A/G	STL	BLK	PTS/G
24-25	15-0	8.7	35.9	26.9	75.0	2.2	0.5	0.2	0.1	2.7
CAREER	75-28	13.6	35.2	33.3	76.9	1.7	0.6	0.2	0.3	4.3

- Score a season-best 7 pt. at Florida
- Made season debut vs. Butler (Nov. 17)
- Appeared in 36 games and made 28 starts in her first season at Vanderbilt in '23-24
- Played her freshman season at Tennessee

TOP GAMES

24-25 SEASON	CAREER
PTS 7, at Florida (01/30/25)	PTS 17, Dayton (12/20/23)
REB 7, Appalachian St. (12/1/24)	REB 7, Appalachian St. (12/1/24)
AST 2, Ole Miss (02/02/25)	AST 4 (2x), Last: at UT Martin (11/9/23)

**14 • AIYANA MITCHELL**F • 6-4 • So. • Colorado Springs, Colo. (Fountain-Carson HS)
Undeclared • (EYE-ON-UH)

	GP-GS	MIN/G	FG%	3FG%	FT%	R/G	A/G	STL	BLK	PTS/G
24-25	24-1	11.0	59.1	0.0	63.3	3.0	0.3	0.5	0.5	4.0
CAREER	39-1	8.3	58.4	0.0	61.8	2.1	0.2	0.3	0.4	2.8

- Averaging 4.0 ppg and 3.0 rpg in 24 games in '24-25
- Made her first career start vs. App State (Dec. 1)
- Pulled down a career-high 6 reb. vs. Mich. State & App State
- Scored career-high 10 pts twice this season

TOP GAMES

24-25 SEASON	CAREER
PTS 10 (2x), Last: App St. (12/1/24)	PTS 10 (2x), Last: App St. (12/1/24)
REB 6 (2x), Last: App St. (12/1/24)	REB 6 (2x), Last: App St. (12/1/24)
AST 2, West Georgia (12/21/24)	AST 2, West Georgia (12/21/24)

**23 • IYANA MOORE**G • 5-8 • Sr. • Milwaukee, Wis. (Blackman HS)
Human & Organizational Development • (EYE-ON-UH)

	GP-GS	MIN/G	FG%	3FG%	FT%	R/G	A/G	STL	BLK	PTS/G
24-25	23-22	31.8	38.0	35.9	82.1	3.0	2.5	1.0	0.2	13.5
CAREER	91-72	32.5	37.7	35.9	81.8	3.2	2.6	1.3	0.2	13.4

- Third on the team in scoring at 13.5 ppg
- Her 1,223 pts ranks 25th in school history
- Her 188 career 3P FGM ranks 8th at Vandy
- Scored her 1,000th career pt vs. App State

TOP GAMES

24-25 SEASON	CAREER
PTS 23, at LSU (01/13/25)	PTS 37, at Kentucky (1/11/24)
REB 7, at Florida (01/30/25)	REB 9, at Missouri (2/29/24)
AST 7 (2x), Last: AAMU (12/29/24)	AST 8, at Kentucky (1/11/24)



PLAYER QUICK NOTES



24 • AGA MAKURAT

G • 6-2 • So. • Sierakowice, Poland (Sopodka Akademia Tenisowa)
Human & Organizational Development • (AH-Gah MOCK-ew-RAH)

	GP-GS	MIN/G	FG%	3FG%	FT%	R/G	A/G	STL	BLK	PTS/G
24-25	11-0	12.0	28.6	23.7	1.000	2.5	0.9	0.3	0.5	3.5
CAREER	44-3	13.7	32.6	29.7	80.0	1.7	0.7	0.3	0.4	3.8

- Scored a season-high 10 pts vs. App State
- Appeared in 44 games and made three starts at Vanderbilt
- Shot 32.2% from behind the arc in '23-24
- Led the Commodores in scoring twice in '23-24

TOP GAMES

24-25 SEASON

PTS	10, Appalachian St. (12/1/24)
REB	5 (2x), Last: West Ga. (12/21/24)
AST	3, Appalachian St. (12/1/24)

CAREER

PTS	18 (2x), Last: at South Carolina (1/28/24)
REB	7, at South Carolina (1/28/24)
AST	3 (3x), Last: App State (12/1/24)



30 • TRINITY WILSON

F • 6-3 • Fr. • Lakeville, Minn. (Lakeville North HS)
Undeclared

	GP-GS	MIN/G	FG%	3FG%	FT%	R/G	A/G	STL	BLK	PTS/G
24-25	10-0	4.8	38.1	---	33.3	1.4	0.5	0.0	0.2	1.7
CAREER	10-0	4.8	38.1	---	33.3	1.4	0.5	0.0	0.2	1.7

- Scored career-best 6 pts vs. West Ga. on 12.21
- Pulled down 5 reb and scored 2 pts in her debut vs. Lipscomb (11/4/24)
- Ranked the fifth-best player in Minnesota according to PrepGirlsHoops.com
- Collected over 1,000 pts and 1,000 reb during her prep career

TOP GAMES

24-25 SEASON

PTS	6, West Georgia (12/21/24)
REB	5 (2x), Last: APSU (11/8/24)
AST	1 (5x), Last: AAMU (12/29/24)

CAREER

PTS	6, West Georgia (12/21/24)
REB	5 (2x), Last: APSU (11/8/24)
AST	1 (4x), Last: West Ga. (12/21/24)



35 • SACHA WASHINGTON

F • 6-2 • Sr. • Lawrenceville, Ga. (Collins Hill HS)
Human & Organizational Development • (Sah-SHUH)

	GP-GS	MIN/G	FG%	3FG%	FT%	R/G	A/G	STL	BLK	PTS/G
24-25	---	---	---	---	---	---	---	---	---	---
CAREER	99-72	24.9	.487	.000	.639	7.3	1.1	1.0	1.1	10.2

- Redshirting during the '24-25
- Cheryl Miller Award Preseason Watchlist
- Appeared in 99 games and made 72 starts in three seasons at Vanderbilt
- Led the team with 8 double-doubles in '23-24
- Led Vandy with 7.9 rpg in '23-24

TOP GAMES

24-25 SEASON

PTS	--
REB	--
AST	--

CAREER

PTS	33, vs. La. Tech (12/03/22)
REB	17, Fairfield (11/12/23)
AST	7, Fairfield (11/12/23)



-- • MONIQUE WILLIAMS

F • 6-3 • Fr. • Perth, Australia (Willeton Senior HS)
Undeclared • (Moh-NEEK)

	GP-GS	MIN/G	FG%	3FG%	FT%	R/G	A/G	STL	BLK	PTS/G
24-25	---	---	---	---	---	---	---	---	---	---
CAREER	---	---	---	---	---	---	---	---	---	---

- Enrolled after the 2024 Fall semester & will sit out for the rest of '24-25 then begin her Commodore career in '25-26 with four years of eligibility
- Helped Australia win Gold at the FIBA U18 Women's Asia Cup
- Averaged 7.0 pts & 4.0 reb in five games at the FIBA U18 Women's Asia Cup

TOP GAMES

24-25 SEASON

PTS	--
REB	--
AST	--

CAREER

PTS	--
REB	--
AST	--



HC • SHEA RALPH

Fourth Season • UConn '01
7-Time NCAA National Champion • 2000 NCAA Tournament MOP

- 69-54 overall record through three seasons at Vanderbilt
- Guided Vanderbilt to its first NCAA Tournament bid since the 2014 NCAA Tournament in 2023-24 and posted the Dore's first NCAA Tournament victory since 2013
- Posted the largest win improvement from one season to next in school history during the 2023-24 season, as Vandy's 23 victories marked an 11-win improvement from 2022-23
- Guided Vandy to a school record six SEC road wins in '23-'24
- Five players have earned All-SEC honors under Ralph

RALPH COACHING CAREER AT VANDERBILT

SEASON	OVERALL	SEC	SEC FINISH	POSTSEASON
2021-22	16-19	4-12	T-12th	WNIT Sweet 16
2022-23	12-19	3-13	12th	--
2023-24	23-10	9-7	6th	NCAA 1st Rd
2024-25	18-6	5-5	--	--
TOTAL	69-54	21-37		1 NCAA, 1 WNIT

DORE NOTES

DOUBLE-DOUBLE MACHINE

Khamil Pierre is eighth in NCAA Division I with 12 double-doubles entering the week. She is one of 17 players nationally to collect 12 or more double-doubles during the 2024-25 season.

Pierre's 12 double-doubles are the second-most in a single-season in since 1999-00. Current assistant coach Ashley Earley collected 14 double-doubles during the 2004-05 season, which is the most by a Dore since the turn over the century.

GETTING MULTIPLE TOP 25 WINS

The Commodores have collected wins over No. 15 Tennessee (71-70) and at No. 19 Alabama (66-64), marking the first time since the 2015-16 campaign the Dore's have posted multiple wins over ranked teams in the same season. Vanderbilt will be searching for its second top-25 road win of the campaign.

The last time the Commodores knocked off multiple top-25 teams on the road in the same season came during the 2015-16 campaign. Vanderbilt won at No. 12/12 Kentucky, 71-69, and at No. 24/24 Missouri, 56-52, that season. The win at No. 24-ranked Missouri on Feb. 28, 2016, was also the last time Vanderbilt collected a win over a ranked team on the road.

GETTING THEIR HANDS ON THE BALL

Vandy has been getting hands into the passing lane with great efficiency this season. The Commodores rank inside the top 20 in all of NCAA Division I in steals per game (12th; 12.4), turnover margin (42th; 7.54), turnovers forced per game (20th; 21.42).

Vanderbilt has forced teams into 20 or more turnovers in 16 games this season. Vandy's season-high 36 turnovers forced vs. Evansville on Dec. 14 is tied for the seventh-most in a game in program history.

SCORING STREAKS

Freshman Mikayla Blakes having tallied double-figure points in 10-straight contests. Senior Iyana Moore has scored 10-plus points in 15 of her last 17 games, while sophomore Khamil Pierre has registered double-digit points in 25 of her last 26 games dating back to last season.

Recently, Pierre had her 23-game streak snap. Pierre's 23-game streak was the longest by a Commodore since 2006-07 when Carla Thomas registered double-digit points in 29-straight games. Pierre's streak was also the fourth-longest double-digit scoring streak by a Dore since 1999-00.





12 KHAMIL PIERRE

@khamil.Pierre
@KhamilPierre

ALL-AMERICAN CANDIDATE & WOODEN AWARD MIDSEASON TOP 25

BY THE NUMBERS

42

SCORED **42 POINTS** TO SET
A THEN VANDERBILT
SINGLE-GAME SCORING
RECORD - vs. EVANSVILLE • DEC. 14
Passed by Mikayla Blakes' 53 points at Fla. on 1.30.25

30

IS **1 OF 30 PLAYERS** NAMED TO
THE NAISMITH TROPHY
MIDSEASON TEAM

25

SCORED **10-PLUS POINTS** IN **25**
OF HER LAST 26 GAMES

14

SCORED **20-PLUS POINTS** IN
14 GAMES THIS SEASON
HAD ONE CAREER GAME WITH 20-PLUS
POINTS ENTERING 2024-25 SEASON

12

RANKS 11th IN NCAA WITH
12 DOUBLE-DOUBLES
SECOND-MOST IN A SEASON BY A DORE
SINCE 1999-00

7

RANKS IN THE TOP 15 IN NCAA
IN **8 CATAGORIES**
FG Made (4th; 203) • Pts Scored (8th; 531)
Pts Per Game (11th; 21.2) • Double-Doubles (11th; 12)
Steals (12th; 71) • FG Attempts (12th; 389)
Steals Per Game (13th; 3.09)

2

NAMED SEC PLAYER OF THE
WEEK **2 TIMES** THIS SEASON
1-OF-2 PLAYERS TO WIN THE AWARD TWICE

1

ONLY PLAYER IN NCAA TO
AVERAGE OVER 20.0 PTS AND
10.0 REB PER GAME AND BE
IN THE TOP 15 NATIONALLY IN
SCORING AND STEALS



1 MIKAYLA BLAKES

@mikaylablakes
@mikaylablakes
@mikaylablakes

NATIONAL FRESHMAN OF THE YEAR CANDIDATE

BY THE NUMBERS

53

SCORED 53 POINTS TO SET NCAA TRUE FRESHMAN SINGLE-GAME SCORING RECORD
THE MOST POINTS SCORED IN SEC HISTORY & A VANDERBILT WOMEN'S BASKETBALL HISTORY

22.1

ONLY NCAA DIVISION FRESHMEN TO AVERAGE OVER 20.0 POINTS PER GAME

15

SCORED 20-PLUS POINTS IN 15 GAMES THIS SEASON
MOST BY AN NCAA FRESHMAN IN 2024-25

13

BEGAN HER VANDY CAREER ON A 13-GAME DOUBLE-DIGIT SCORING STREAK
LONGEST SCORING STREAK BY A DORE TO OPEN THEIR CAREER SINCE 1999-00

12

RANKS IN THE TOP 10 AMONG NCAA FRESHMEN IN 12 CATEGORIES

Scoring (1st; 22.1) • Points Scored (1st; 531)
FG Made (1st; 180) • 3-Pt FG Attempts (T-2nd; 162)
FT Made (2nd; 118) • FG Attempts (2nd; 379)
FT Attempts (2nd; 136) • 3-Pt FG Made (4th; 53)
Steals (T-3rd; 58) • FT Percentage (3rd; 86.8%)
Steals/Game (4th; 2.42) • FG Percentage (5th; 47.5%)

6

NAMED SEC FRESHMAN OF THE WEEK 6 TIMES THIS SEASON

1-OF-3 POWER 4 PLAYERS TO THEIR CONFERENCE'S FRESHMAN OF THE WEEK AWARD FIVE OR MORE TIMES

1

ONLY PLAYER TO RANK IN THE TOP 10 AMONG FRESHMEN NATIONALLY IN POINTS SCORED, STEALS, AND 3-POINTERS MADE



DORE NOTES

PIERRE'S ELITE NUMBERS

Sophomore Khamil Pierre currently ranks fourth all in NCAA Division I in field goals made with 203 and 11th in double-doubles with 12. The 6-2 forward ranks in the top 15 nationally in seven categories. She is the only NCAA Division I player placed in the top 15 in scoring (11th: 21.2 ppg) and steals per game (13th: 3.09) and she is the lone player in the country to average over 20.0 points and 10.0 rebounds per game this season.

BLAKES' CASE FOR NATIONAL FRESHMAN OF THE YEAR

Freshman guard Mikayla Blakes is making a strong case for national freshman of the year consideration. The 5-8 guard leads all NCAA Division I freshmen in scoring (22.1 ppg), points scored (531), and field goals made (180).

She recently set the NCAA true freshman single-game scoring record with 53 points at Florida in a 99-86 win on Jan. 30. It was the first time this season - on either the men's or women's side - that an NCAA basketball player has scored 50-plus points this season. Her 53 points were also an SEC single-game record, regardless of class, and set Vanderbilt's single-season record, breaking Khamil Pierre's previous school record of 42 points, set back on Dec. 14. Blakes is one of two NCAA freshmen this season to have multiple games with 30-plus points.

Blakes ranks in the top five among freshmen nationally in free throw percentage (3rd, 88.6%), steals (t-3rd; 58), made 3-point field goals (4th, 53), and steals per game (4th, 2.42). She has scored 20-plus points in 15 games this season which leads all NCAA freshmen, and she is the only frosh nationally to score 33-plus points in multiple games this season.

WINNING BIG

Vanderbilt holds the 22nd-best margin of victory in the nation coming into the week. The Commodores are beating teams by an average of 19.1 points per game this season. Vandy has posted seven wins of 40-plus points during the 2024-25 season.

GETTING NATIONALLY RANKED

Vanderbilt broke into the Associated Press Top 25 for the first time since the 2013-14 season on Jan. 27 in at No. 23. The Commodores also checked in at No. 23 in the USA Today/WBCA Coaches Poll, as it marked the second-straight season the Dore has been featured in the Coaches Poll. The rankings marked the first time Vanderbilt has been in both polls since Feb. 18, 2014.

BREAKING THE CENTURY MARK

Vanderbilt scored 100-plus points for the sixth time this season in the 101-60 win over Arkansas on Jan. 23. The six games scoring 100 or more points sets the program record for most 100-point games collected in a single season. It is also the first time in school history that the Commodores have scored 100-plus points in two SEC games in the same season.

Vandy has previously registered a 102-50 win over Lipscomb in the season opener on Nov. 4 and on Nov. 22 in a 104-59 win over Samford. More recently, the Dore scored a 106-40 win over Evansville on Dec. 14 and a 108-82 win over Georgia on Jan. 2.

BLAKES SETS NCAA TRUE FRESHMAN SCORING RECORD

Mikayla Blakes rewrote the NCAA women's basketball record book once again on Jan. 30 at Florida, as the Vanderbilt women's basketball standout broke the NCAA true freshman record for most points scored in a game with a 53-point performance to lead the No. 23/23-ranked Commodores to a 99-86 road win.

Blakes' 53 points are the most scored in a game by a first-year player at the NCAA Division I level, breaking JuJu Watkins' NCAA true freshman single-game scoring record of 51 points, set by the Southern California standout last season. Blakes was one point short of setting the NCAA Division I single-game women's basketball freshman scoring record, held by Delaware's Elena Delle Donne, who scored 54 points in a contest as a redshirt freshman in 2009-10. Delle Donne spent her first season as an NCAA student-athlete on Delaware's volleyball team before playing four seasons of women's basketball for the Blue Hens.

Blakes is the only Division I player — men's or women's — to score at least 50 points in a game this season. Additionally, she set both the SEC and the Vanderbilt women's basketball single-game scoring records. The freshman broke Jocelyn Penn's (LSU) SEC single-game record of 51 points, scored on Jan. 4, 2003, against Stetson. Blakes also surpassed Khamil Pierre's previous school record of 42 points, which was set on Dec. 17 vs. Evansville.

ANOTHER 20-POINT OUTING FOR BLAKES AND PIERRE

Freshman Mikayla Blakes (22 points) and sophomore Khamil Pierre (26 points) each scored 20-plus points in the Feb. 6 loss at No. 4/6 Texas, marking the 10 time this season the duo has registered 20 or more points each in the same game.

The Vanderbilt underclassmen are the only set of teammates in the nation to average over 20 points each this season. Blakes leads the team at 22.1 points per game and Pierre chips in 21.1 points per contest. Blakes has had a total of 15 games this season with 20-plus points, while Pierre has score 20 or more points in 13 games.

SETTING QUARTER RECORDS

Vanderbilt outscored Appalachian State 33-2 in the first quarter en route to a 94-40 win on Dec. 1. The two points scored against the Commodores were the fewest points the program has allowed in any quarter in school history. The plus-31-point advantage at the end of the quarter marked the largest scoring margin in a single quarter in program history. The NCAA moved women's basketball from two halves to four quarters prior to the start of the 2015-16 season.

GREENE GETS A MEDICAL WAIVER

Vanderbilt guard Madison Greene was granted a medical waiver for the 2023-24 season, which will give her an additional year of eligibility. Last season, Greene sustained a season-ending injury on Dec. 17 vs. Lipscomb. She will now be considered a redshirt freshman in terms of athletic eligibility.

OLIVER'S RARE DOUBLE-DOUBLE

Graduate Jordyn Oliver collected a double-double in the win over Georgia with a career-best 11 assists and 10 rebounds on Jan. 2.

It marked the first time a Commodore has posted a double-double via assists and rebounds since 1999-00. She is also the sixth SEC player to accomplish the feat since the turn of the century.

MADDIE'S HOMECOMING

Sophomore Madison Greene had a memorable return trip to her home state of Ohio, as she scored a career-high 25 points off the bench against at Dayton on Dec. 19. Greene is the first Dore to score at least 25 points in a reserve role since Erin Whalen's 25-point performance vs. No. 10-ranked South Carolina on Jan. 18, 2018.

PIERRE'S FOUR-GAME DOUBLE-DOUBLE STREAK COMES TO AN END

Sophomore Khamil Pierre had her four-game double-double streak come to an end against Alabama A&M on Dec. 29. It is tied for the second-longest double-double streak at Vanderbilt since 1999-00 with Mariella Fasoula, who had four in a row in 2019-20. Current Vanderbilt assistant coach Ashley Earley's six-straight double-doubles in 2004-05 is the longest streak since 1999-00.

BLAKES' RECORD NIGHT

Mikayla Blakes' 36-point performance in the 108-82 win over Georgia in the 2025 SEC opener set Vanderbilt's record for most points scored by a freshman in a game. Blakes broke a program record that stood since 1981-82, the first season the NCAA sponsored women's basketball, when Barbara Brackman's 42 points against Tennessee on Feb. 26, 1982.

Blakes shot 45 percent from the floor and matched her career-high of five made 3-pointers in the win over the Lady Bulldogs. The Somerset, New Jersey, native dished out five assists and did not commit a turnover in 33 minutes of action during her SEC debut. The guard went 13-of-14 from the free throw line, as the 13 made charity tosses are the most by a Dore in a game this season. It was Blakes' ninth game with 20 or more points this season, which leads all NCAA freshmen and sets a record for the most 20-point games in a season by a Vandy freshman.

The 36 points are the most points scored by a freshman in the country this season and the most points scored by an NCAA Division I freshman since Audi Crooks' 40-point performance against Maryland in the 2024 NCAA Tournament. It is also the most points registered by an SEC frosh since Mikaylah Williams' 42 points vs. Kent State on Nov. 14, 2013.



DORE NOTES

KHAMIL COMING UP ACES AGAINST EVANSVILLE

The 42 points, 18 rebounds, and eight steals for Khamil Pierre against Evansville establish new career highs in each category. Her combined 60 points and rebounds are the most collected by a Vanderbilt women's basketball player in a game in program history. Her 42-point performance last Saturday also extended her career-long double-digit scoring streak to 13 games dating back to last season. She also collected her eighth double-double of the season, which is tied for the sixth-most in a season since 1999-00.

Pierre is the fifth NCAA Division I women's basketball player since 1999-00 to have a game stat line of 40-plus points, 15-plus rebounds, and 5-plus steals, and she is the first player to accomplish the feat since the 2013-14 season. Pierre is the fifth Commodore since 1999-00 to have a game with 30-plus points and 10-plus rebounds.

PIERRE'S 42-POINT PERFORMANCE

Khamil Pierre put on one of the most memorable performances in Vanderbilt women's basketball history in the 106-40 win over Evansville on Dec. 14. She posted 42 points, 18 rebounds, and eight steals in the win over the Purple Aces. Her 42-point performance set a new program record for most points scored in a single game, passing the previous mark of 41 points shared by Chantelle Anderson (Feb. 8, 2001) and Ciaja Harbison (Jan. 29, 2023).

The 6-2 forward started her day with a bang against the Purple Aces, scoring 20 points in the first quarter. Pierre's performance in the opening frame on Saturday marked the most points scored by a Commodore in the first quarter in program history. Additionally, Pierre ties Marnelle Garraud's program record for most points scored in any quarter, which was set on Jan. 16, 2023, in the fourth quarter at Arkansas.

Her 19 made field goals tie the program record for more field goals made in a game in Vanderbilt history, tying Anderson's 19 made field goals in her 40-point performance vs. Portland State. The 19 made field goals are also the sixth-most in SEC history.

The 42 points scored are the most in an NCAA Division I game this season. It is also tied for the most points scored by an SEC player since the 2020-21 season.

HISTORIC START FOR BLAKES

Freshman Mikayla Blakes scored 10-plus points in each of her first 13 games to begin her Vanderbilt career, ending on Dec. 29 vs. Alabama A&M. She is the first Dore since at least 1999-00 to open their Vandy career with 13-straight games with 10-plus points. Additionally, it is the fourth-longest double-digit scoring streak to begin a season in school history.

MIXING AND MATCHING

Vanderbilt used its fourth different starting lineup in the Dec. 1 win over Appalachian State, as graduate student Jane Nwaba returned to the starting five and sophomore Aiyana Mitchell made her first career start. Mitchell makes the seventh different Commodore to record a start through the season's first 10 games.

DOUBLE-DOUBLE DUO

Sophomore Khamil Pierre and graduate student Leilani Kapinus became the first set of Commodore teammates to record a double-double in the same game this season the win over Samford on Nov. 22. Pierre registered 21 points and 12 rebounds to post her fifth double-double of the season, while Kapinus collected 11 points and 10 rebounds to record her first at Vanderbilt. It is the first time since March 7, 2024, that two Vanderbilt players posted a double-double in the same game, as Pierre and Sacha Washington accomplished the feat against Florida in the second round of the 2024 SEC Tournament.

PIERRE'S SEASON-OPENING DOUBLE-DOUBLE STREAK

Khamil Pierre opened the 2024-25 season posting a double-double in three-straight games. She became the first Commodore since Koi Love in 2020-21 to open a season collecting three-straight double-doubles.

GREENE MAKING THE MOST OF HER FIRST START

Sophomore Madison Greene shined in her first career start at Vanderbilt in the 62-49 win at South Florida on Nov. 14. The guard was inserted into the lineup with senior Iyana Moore battling back spasms and turned in a season-high 15 points. Greene hit a career-best five 3-point field goals against the Bulldogs. She is the first Commodore to hit five 3-pointers in a game since Justine Pissott against Dayton on Dec. 20, 2023.

SEASON-OPENING DOUBLE-DOUBLE FOR KHAMIL

Khamil Pierre got her sophomore campaign started in a big way, as the 6-2 forward scored 25 points and pulled down 14 rebounds in the season-opening win over Lipscomb. It was the first time that a Commodore posted a double-double in a season opener since Koi Love's 24-point, 10-rebound performance at Little Rock in the first game of the 2020-21 season. It is Pierre's fifth career double-double, while she extended her double-digit scoring streak to four games dating back to last season.

A REMARKABLE DEBUT

Freshman Mikayla Blakes put on a spectacular showing in her Vanderbilt debut this past Monday, as she recorded 23 points, five assists, and five rebounds to go along with a pair of steals. She is the first Commodore to score 23 or more points in their debut game since Rebekah Dahlman's 23-point outing in her debut on Nov. 11, 2013, against Appalachian State.

GREENE'S RETURN

Madison Greene had a standout return to the court after missing the final 22 games last season. Greene recorded 14 points in 28 minutes off the bench in the season opener vs. Lipscomb on Nov. 4. She also established new career highs in steals (6), assists (4), and field goals made (6) in her return against the Bisons.

100-POINT BREAKOUT IN THE SEASON OPENER

Vanderbilt scored 100-plus points in a game for the first time since putting up 106 points in a 106-55 win at Tennessee State on Nov. 25, 2019. It was the first time under head coach Shea Ralph that the Commodores have tallied 100 or more points in a game. It was also the first time that Vandy scored 100-plus points at Memorial Gym since they knocked off Quinnipiac, 111-53, on Nov. 26, 2010. It is also the 47th time that Vanderbilt women's basketball has scored 100 or more points in a game in program history.

RETURNING FIRE POWER

Vanderbilt returns 78.4 percent of its scoring from last season as the Commodores bring back nine players from the 2023-24 roster. The group of returnees includes five players who started 10 or more games for the Dore a year ago, four of which started for Vandy during last year's NCAA Tournament run.

EXPERIENCED ROSTER

Vanderbilt is one of the most experienced teams in the SEC this season, as they have four players who have played in 90-plus games during their college career. That list includes Jordyn Oliver (114), Jane Nwaba (106), Sacha Washington (99), and Leilani KAPINUS (95). The Commodores are one of four SEC teams that have four or more players who have played in 90 more collegiate games.

ONE OF THE SEC'S BEST

Senior Sacha Washington, 2024-25 season, is one of two SEC players who have collected over 1,000 points, 700 rebounds, and 100 blocks in their career, joined by Ole Miss' Madison Scott. Washington became the 41st Commodore to score 1,000 career points during Vanderbilt's NCAA Tournament run last season. She comes into the year having amassed 1,008 points, 720 rebounds, 108 blocks, and 105 assists in 99 career games.

A TANGIBLE IMPROVEMENT

Vanderbilt's 23 wins this season marks an 11-win improvement from last year's win total of 12. It was tied for the largest improvement in win total from year-to-year in program history, matching the 1983-84 team.

SEC PROJECTIONS

Vanderbilt will be out to prove the preseason prognosticators wrong this year once again. The Commodores were selected to finish 10th in the SEC Preseason Media Poll and 12th in the SEC Coaches Poll. Vandy has finished better than projected in the preseason polls each year under head coach Shea Ralph. Last season, the Dore were picked to finish 13th in the preseason coaches poll and 14th in the preseason media poll, then went 9-7 in SEC games last season to finish in sixth place.





DORE NOTES





STATISTICAL RANKINGS

Statistic	RANKING (as of 02.10)		
	NCAA	SEC	Value
Assist/Turnover Ratio (353 ranked)	29	5	1.20
Assists Per Game (353 ranked)	33	5	16.6
Bench Points Per Game (353 ranked)	143	11	19.2
Blocks Per Game (353 ranked)	193	14	2.9
Field Goal Percentage (353 ranked)	35	9	45.9
Field Goal Percentage Defense (353 ranked)	294	15	42.6
Fouls Per Game (353 ranked)	110	5	15.8
Free Throw Attempts Per Game (353 ranked)	53	5	19.17
Free Throw Percentage (353 ranked)	16	1	77.8
Free Throws Made Per Game (352 ranked)	23	3	14.92
Rebound Margin (353 ranked)	77	9	4.1
Rebounds (Defensive) Per Game (353 ranked)	273	14	23.4
Rebounds (Offensive) Per Game (353 ranked)	11	4	15.9
Rebounds Per Game (349 ranked)	69	10	39.29
Scoring Defense (353 ranked)	204	10	65.4
Scoring Margin (349 ranked)	22	6	19.1
Scoring Offense (353 ranked)	7	4	84.5
Steals Per Game (353 ranked)	12	1	12.4
Three Point Attempts Per Game (353 ranked)	141	7	20.7
Three Point Percentage (353 ranked)	118	10	32.8
Three Point Percentage Defense (353 ranked)	138	9	30.1
Three Pointers Per Game (353 ranked)	121	8	6.8
Turnover Margin (353 ranked)	14	4	7.54
Turnovers Forced Per Game (353 ranked)	20	4	21.42
Turnovers Per Game (353 ranked)	52	5	13.9
Winning Percentage (352 ranked)	60	6	75.0

Individual	RANKING (as of 02.10)		
	NCAA	SEC	Value
Mikayla Blakes			
Field Goal Attempts	17	4	379
Field Goal Percentage	110	13	47.5
Field Goals Made	12	6	180
Free Throw Attempts	38	4	136
Free Throw Percentage	32	3	86.8
Free Throw Made	20	2	118
Points Scored	8	2	531
Points Per Game	7	2	22.1
Steals	37	6	58
Steals Per Game	53	6	2.42
Three Point Attempts	32	4	162
Three Point Percentage	154	13	32.7
Three Pointers Made	73	7	53
Three Pointers Per Game	99	9	2.21

Khamil Pierre			
Double Doubles	11	2	12
Field Goal Attempts	12	3	389
Field Goal Percentage	53	5	52.2
Field Goals	4	1	203
Free Throw Attempts	83	5	114
Free Throw Made	114	8	78
Points Scored	15	5	487
Points Per Game	11	4	21.2
Rebounds	25	2	231
Offensive Rebounds Per Game	26	2	3.8
Rebounds Per Game	21	2	10.0
Steals	12	2	71
Steals Per Game	13	2	3.09

Iyana Moore			
Three Pointers Attempts	85	6	145
Three Point Percentage	109	10	35.9
Three Pointers Made	89	9	52
Three Pointers Per Game	82	7	2.26

Jordyn Oliver			
Assists/Turnover Ratio	13	4	2.79
Assists	126	10	892
Assists Per Game	145	10	3.8

SEC PLAYER OF THE WEEK

Week	Player	Week	Player
11-12	Raegen Beers, Okla.	12-31	Aaliyah Nye, Alabama
11-19	Talaysia Cooper, Tenn.	01-07	Georgia Amoore, UK
11-26	Khamil Pierre, Vandy	01-14	Aneesha Morrow, LSU
12-03	Aneesha Morrow, LSU	01-22	Madison Booker, Texas
	Payton Verhulst, Okla.	01-28	Taylor Jones, Texas
12-10	Izzy Higginbottom, Ark.	02-04	Georgia Amoore, UK
	Mikaylah Williams, Tenn.	02-11	Madison Booker, Texas
12-17	Khamil Pierre, Vandy		
12-23	DeYona Gaston, Auburn		
	Aneesah Morrow, LSU		

SEC FRESHMAN OF THE WEEK

Week	Player	Week	Player
11-12	Clara Silva, UK	01-07	Jordan Lee, Texas
11-19	Mikayla Blakes, Vandy	01-14	Liv McGill, Florida
11-26	Mikayla Blakes, Vandy	01-22	Joyce Edwards, SC
	Sira Thienou, Ole Miss	01-28	Mikayla Blakes, Vandy
12-03	Joyce Edwards, SC		Joyce Edwards, SC
	Justice Carlton, Texas	02-04	Mikayla Blakes, Vandy
12-10	Mikayla Blakes, Vandy	02-11	Mikayla Blakes, Vandy
	Syriah Daniels, Auburn		
12-17	Sira Thienou, Ole Miss		
12-23	Justice Carlton, Texas		
12-31	Miyah Verse, Georgia		
	Kaniya Boyd, Tenn.		

LEADERS & MISCELLANEOUS STATS

Leading Scorer – Season Mikayla Blakes - 22.1 ppg	50-Pt Scoring Games Mikayla Blakes - 1	Largest Margin of Victory 66 pts - 106-40 vs. Evansville (12/14/24)
Leader in FG% – Season Khamil Pierre - 52.2% (203-389)	Ind. High Points – Game 53 pts - Mikayla Blakes at Florida (01/30/25)	Largest Halftime Lead 38 pts - 58-20 vs. Evansville (12/14/24)
Leader in FT% – Season Mikayla Blakes - 86.8% (118-136)	Ind. High Rebounds – Game 18 reb - Khamil Pierre vs. Evansville (12/14/24)	Largest Halftime Deficit 19 pts - 25-44 at Ole Miss (01/09/25)
Leader in 3-P FG% – Season Iyana Moore - 32.7% (53-162)	Ind. High FTM – Game 16 FTM - Mikayla Blakes at Florida (01/30/25)	Largest Halftime Deficit in a Win 7 pts - 27-34 at Alabama (01/26/25)
Leader in 3-P FGM – Season Mikayla Blakes - 53 3PFGM	Ind. High 3-Pt FGM – Game 5 3PM - Mikayla Blakes 4x - Last: at Florida (01/30/25)	Largest Vandy Lead 68 pts - 106-38 vs. Evansville (12/14/24)
Leading Rebounder – Season Khamil Pierre - 10.0 rpg	2x - Last: at LSU (01/14/25) 5 3PM - Iyana Moore 2x - Last: at LSU (01/14/25)	Largest Vandy Deficit 35 pts - 31-66 at Ole Miss (01/09/25)
Leader in Assists – Season Jordyn Oliver - 3.8 apg	Ind. High Assists – Game 11 - Jordyn Oliver vs. Georgia (01/02/25)	Longest Scoring Run 26-0 vs. Hampton (11/20/24)
Leader in Steals – Season Khamil Pierre - 3.1 spg	Ind. High Blocks – Game 3 - Aiyana Mitchell at Florida (01/30/25)	Longest Opp. Scoring Run 12-0 - vs. Georgia (01/02/25)
Leader in Blocks – Season Aiyana Mitchell - 0.5 bpg	3 - Jordyn Oliver at Dayton (12/14/24)	Largest 1st Half Deficit in a Win 7 pts - 7-0 at Dayton (12/19/24)
20-Pt Scoring Games Mikayla Blakes - 15 Khamil Pierre - 14 Iyana Moore - 2 Madison Greene - 1	3 - Jane Nwaba vs. Hampton (11/20/24)	Largest 2nd Half Deficit in a Win 9 pts - 32-41 at Alabama (01/26/25)
30-Pt Scoring Games Mikayla Blakes - 3	Ind. High Steals – Game 8 - Khamil Pierre vs. Evansville (12/14/24)	
40-Pt Scoring Games M. Blakes/K. Pierre - 1		

SCORING HIGH-LOW QUARTERS

Most 1st Quarter Points Scored 34, vs. Evansville - 12.14.24	Most 1st Quarter Points Allowed 31, vs. Kentucky - 01.05.25
Most 1st Quarter Points Scored (SEC Games) 26 (2x), Last: vs. Arkansas - 01.23.25	Most 1st Quarter Points Allowed (SEC Games) 31, vs. Kentucky - 01.05.25
Fewest 1st Quarter Points Scored 10, at Texas - 02.06.25	Fewest 1st Quarter Points Allowed 2, vs. Appalachian State - 12.1.24
Fewest 1st Quarter Points Scored (SEC Games) 10, at Texas - 02.06.25	Fewest 1st Quarter Points Allowed (SEC Games) 10, vs. Arkansas - 01.23.25
Most 2nd Quarter Points Scored 35, vs. West Georgia - 12.21.24	Most 2nd Quarter Points Allowed 27, at Ole Miss - 01.09.25
Most 2nd Quarter Points Scored (SEC Games) 27 (2x), Last: vs. at Florida - 01.30.25	Most 2nd Quarter Points Allowed (SEC Games) 27, at Ole Miss - 01.09.25
Fewest 2nd Quarter Points Scored 8, vs. Michigan State - 11.27.24	Fewest 2nd Quarter Points Allowed 5, vs. Tennessee - 01.19.25
Fewest 2nd Quarter Points Scored (SEC Games) 10, vs. Ole Miss - 02.02.25	Fewest 2nd Quarter Points Allowed (SEC Games) 5, vs. Tennessee - 01.19.25
Most 3rd Quarter Points Scored 29, vs. Georgia - 01.02.25	Most 3rd Quarter Points Allowed 30, at Florida - 01.30.25
Most 3rd Quarter Points Scored (SEC Games) 29, vs. Georgia - 01.02.25	Most 3rd Quarter Points Allowed (SEC Games) 30, at Florida - 01.30.25
Fewest 3rd Quarter Points Scored 12, at Ole Miss - 01.09.25	Fewest 3rd Quarter Points Allowed 4 (2x), vs. Hampton - 11.20.24
Fewest 3rd Quarter Points Scored (SEC Games) 12, at Ole Miss - 01.09.25	Fewest 3rd Quarter Points Allowed (SEC Games) 7, at Alabama - 01.23.25
Most 4th Quarter Points Scored 38, vs. Samford - 11.22.24	Most 4th Quarter Points Allowed 33, vs. Michigan State - 11.27.24
Most 4th Quarter Points Scored (SEC Games) 29 (2x), Last: vs. Arkansas - 01.23.25	Most 4th Quarter Points Allowed (SEC Games) 30, at Florida - 01.30.25
Fewest 4th Quarter Points Scored 8, at South Florida - 11.14.24	Fewest 4th Quarter Points Allowed 7, vs. Austin Peay - 11.8.24
Fewest 4th Quarter Points Scored (SEC Games) 17, vs. Tennessee - 01.19.25	Fewest 4th Quarter Points Allowed (SEC Games) 13, vs. Arkansas - 01.23.25





2024-25 OVERALL STATS

Game Records

Record	Overall	Home	Away	Neutral
ALL GAMES	18-6	12-2	5-3	1-1
CONFERENCE	5-5	3-2	2-3	0-0
NON-CONFERENCE	13-1	9-0	3-0	1-1

Score by Periods

Team	1st	2nd	3rd	4th	OT	TOT
Vanderbilt	515	477	510	525	0	2027
Opponents	374	330	433	432	0	1569

Team Box Score

No.	Player				Total		3-Point		F-Throw		Rebounds											
		GP-GS	MIN	AVG	FG-FGA	FG%	3FG-3FGA	3FG%	FT-FTA	FT%	OFF	DEF	TOT	AVG	PF	DQ	A	TO	BLK	STL	PTS	AVG
1	BLAKES, Mikayla	24-24	721:25	30.1	180-379	.475	53-162	.327	118-136	.868	34	40	74	3.1	56	0	71	68	8	58	531	22.1
12	PIERRE, Khamil	23-23	685:39	29.8	203-389	.522	3-10	.300	78-114	.684	87	144	231	10.0	65	2	46	35	7	71	487	21.2
23	MOORE, Iyana	23-22	730:27	31.8	106-279	.380	52-145	.359	46-56	.821	21	49	70	3.0	51	2	57	61	5	22	310	13.5
4	GREENE, Madison	24-4	505:21	21.1	62-143	.434	18-52	.346	38-43	.884	15	43	58	2.4	44	0	36	43	1	30	180	7.5
10	NWABA, Jane	24-22	376:03	15.7	44-94	.468	13-34	.382	21-28	.750	27	31	58	2.4	28	0	24	17	7	19	122	5.1
5	KAPINUS, Leilani	23-0	418:20	18.2	38-85	.447	6-24	.250	17-24	.708	36	43	79	3.4	42	0	38	24	10	39	99	4.3
14	MITCHELL, Aiyana	24-1	264:58	11.0	39-66	.591	0-0	.000	19-30	.633	34	38	72	3.0	36	0	7	18	13	11	97	4.0
11	OLIVER, Jordyn	24-24	722:57	30.1	39-86	.453	0-1	.000	10-13	.769	46	70	116	4.8	31	1	92	33	11	36	88	3.7
24	MAKURAT, Aga	11-0	131:58	12.0	14-49	.286	9-38	.237	1-1	1.000	7	20	27	2.5	3	0	10	7	5	3	38	3.5
13	PISSOTT, Justine	15-0	130:59	8.7	14-39	.359	7-26	.269	6-8	.750	11	22	33	2.2	12	0	8	9	1	3	41	2.7
30	WILSON, Trinity	10-0	47:35	4.8	8-21	.381	0-0	.000	1-3	.333	5	9	14	1.4	4	0	5	3	2	0	17	1.7
2	BROWN, Jada	11-0	64:20	5.8	6-11	.545	2-5	.400	3-4	.750	4	8	12	1.1	7	0	5	6	0	6	17	1.5
Team											54	45	99					9				
Total		24	4800		753-1641	.459	163-497	.328	358-460	.778	381	562	943	39.3	379	5	399	333	70	298	2027	84.5
Opponents		24	4800		603-1414	.426	138-459	.301	225-320	.703	287	557	844	35.2	424	5	322	514	71	168	1569	65.4

Team Statistics

	VU	OPP
Scoring	2027	1569
Points per game	84.5	65.4
Scoring margin	+19.1	-
Field goals-att	753-1641	603-1414
Field goal pct	.459	.426
3 point fg-att	163-497	138-459
3-point FG pct	.328	.301
3-pt FG made per game	6.8	5.8
Free throws-att	358-460	225-320
Free throw pct	.778	.703
F-Throws made per game	14.9	9.4
Rebounds	943	844
Rebounds per game	39.3	35.2
Rebounding margin	+4.1	-
Assists	399	322
Assists per game	16.6	13.4
Turnovers	333	514
Turnovers per game	13.9	21.4
Turnover margin	+7.5	-
Assist/turnover ratio	1.2	0.6
Steals	298	168
Steals per game	12.4	7.0
Blocks	70	71
Blocks per game	2.9	3.0
Winning streak	0	-
Home win streak	0	-
Attendance	55473	31841
Home games-Avg/Game	14-3962	8-3980
Neutral site-Avg/Game	-	2-533

Team Results

Date	Opponent		Score	Att.
11/04/2024	Lipscomb	W	102-50	5282
11/08/2024	Austin Peay	W	93-37	2343
11/14/2024	at South Fla.	W	62-49	2606
11/17/2024	Butler	W	81-52	2615
11/20/2024	Hampton	W	94-45	2353
11/22/2024	Samford	W	104-59	2524
11/26/2024	vs Arizona	W	71-60	450
11/27/2024	vs Michigan St.	L	70-78	615
12/01/2024	App State	W	94-40	2621
12/04/2024	at Miami (FL)	W	88-70	2107
12/14/2024	Evansville	W	106-40	2599
12/19/2024	at Dayton	W	80-66	1632
12/21/2024	West Ga.	W	103-68	2634
12/29/2024	Alabama A&M	W	93-64	3061
01/02/2025	Georgia	W	108-82	3120
01/05/2025	Kentucky	L	78-96	8501
01/09/2025	at Ole Miss	L	59-87	3825
01/13/2025	at LSU	L	77-83	10201
01/19/2025	Tennessee	W	71-70	8299
01/23/2025	Arkansas	W	101-60	3500
01/26/2025	at Alabama	W	66-64	2712
01/30/2025	at Florida	W	99-86	1709
02/02/2025	Ole Miss	L	61-76	6021
02/06/2025	at Texas	L	66-87	7049





Game Records

Record	Overall	Home	Away	Neutral
ALL GAMES	5-5	3-2	2-3	0-0
CONFERENCE	5-5	3-2	2-3	0-0
NON-CONFERENCE	0-0	0-0	0-0	0-0

Score by Periods

Team	1st	2nd	3rd	4th	OT	TOT
Vanderbilt	177	182	205	222	0	786
Opponents	181	163	221	226	0	791

Team Box Score

No.	Player				Total		3-Point		F-Throw		Rebounds											
		GP-GS	MIN	AVG	FG-FGA	FG%	3FG-3FGA	3FG%	FT-FTA	FT%	OFF	DEF	TOT	AVG	PF	DQ	A	TO	BLK	STL	PTS	AVG
1	BLAKES, Mikayla	10-10	336:56	33.7	84-169	.497	24-64	.375	70-79	.886	17	20	37	3.7	27	0	22	36	5	18	262	26.2
12	PIERRE, Khamil	10-10	326:26	32.6	74-172	.430	3-8	.375	41-57	.719	26	60	86	8.6	30	1	21	14	4	20	192	19.2
23	MOORE, Iyana	10-10	357:40	35.8	51-126	.405	25-66	.379	25-28	.893	12	21	33	3.3	25	2	20	28	3	12	152	15.2
4	GREENE, Madison	10-0	167:40	16.8	16-41	.390	5-15	.333	11-12	.917	2	12	14	1.4	19	0	10	14	0	6	48	4.8
10	NWABA, Jane	10-10	156:14	15.6	14-38	.368	7-15	.467	9-14	.643	12	12	24	2.4	14	0	9	7	0	8	44	4.4
11	OLIVER, Jordyn	10-10	332:56	33.3	12-25	.480	0-1	.000	3-5	.600	13	28	41	4.1	16	1	43	13	4	15	27	2.7
13	PISSOTT, Justine	6-0	52:46	8.8	5-12	.417	2-9	.222	4-4	1.000	4	7	11	1.8	7	0	5	7	1	0	16	2.7
5	KAPINUS, Leilani	10-0	161:08	16.1	10-24	.417	1-7	.143	3-5	.600	12	18	30	3.0	19	0	8	9	2	13	24	2.4
2	BROWN, Jada	1-0	04:48	4.8	1-2	.500	0-1	.000	0-0	.000	0	1	1	1.0	0	0	0	2	0	0	2	2.0
14	MITCHELL, Aiyana	10-0	94:55	9.5	8-14	.571	0-0	.000	3-5	.600	9	14	23	2.3	17	0	3	8	6	3	19	1.9
24	MAKURAT, Aga	1-0	02:55	2.9	0-1	.000	0-1	.000	0-0	.000	0	0	0	0.0	0	0	1	0	0	0	0	0.0
30	WILSON, Trinity	2-0	05:35	2.8	0-0	.000	0-0	.000	0-0	.000	0	0	0	0.0	2	0	0	1	0	0	0	0.0
Team											18	12	30					5				
Total		10	2000		275-624	.441	67-187	.358	169-209	.809	125	205	330	33.0	176	4	142	144	25	95	786	78.6
Opponents		10	2000		302-623	.485	64-186	.344	123-162	.759	133	243	376	37.6	183	3	155	168	32	66	791	79.1

Team Statistics

	VU	OPP
Scoring	786	791
Points per game	78.6	79.1
Scoring margin	-0.5	-
Field goals-att	275-624	302-623
Field goal pct	.441	.485
3 point fg-att	67-187	64-186
3-point FG pct	.358	.344
3-pt FG made per game	6.7	6.4
Free throws-att	169-209	123-162
Free throw pct	.809	.759
F-Throws made per game	16.9	12.3
Rebounds	330	376
Rebounds per game	33.0	37.6
Rebounding margin	-4.6	-
Assists	142	155
Assists per game	14.2	15.5
Turnovers	144	168
Turnovers per game	14.4	16.8
Turnover margin	+2.4	-
Assist/turnover ratio	1.0	0.9
Steals	95	66
Steals per game	9.5	6.6
Blocks	25	32
Blocks per game	2.5	3.2
Winning streak	0	-
Home win streak	0	-
Attendance	29441	25496
Home games-Avg/Game	5-5888	5-5099
Neutral site-Avg/Game	-	0-0

Team Results

Date	Opponent		Score	Att.
01/02/2025	Georgia	W	108-82	3120
01/05/2025	Kentucky	L	78-96	8501
01/09/2025	at Ole Miss	L	59-87	3825
01/13/2025	at LSU	L	77-83	10201
01/19/2025	Tennessee	W	71-70	8299
01/23/2025	Arkansas	W	101-60	3500
01/26/2025	at Alabama	W	66-64	2712
01/30/2025	at Florida	W	99-86	1709
02/02/2025	Ole Miss	L	61-76	6021
02/06/2025	at Texas	L	66-87	7049



HONORS & AWARDS

VANDERBILT COMMODORES

- NCAA.com Team of the Week (Jan. 28)

MIKAYLA BLAKES • Fr. • 5-8 • G • Somerset, N. J.

- SEC Freshman of the Week (Nov. 19)
- SEC Co-Freshman of the Week (Nov. 26)
- SEC Co-Freshman of the Week (Dec. 10)
- TSWA Player of the Week (Jan. 7)
- NCAA.com Player of the Week (Jan. 21)
- USBWA Tamika Catchings National Co-Freshman of the Week (Jan. 21)
- USBWA Tamika Catchings National Freshman of the Week (Jan. 28)
- AP National Player of the Week Runner-Up (Jan. 28)
- SEC Co-Freshman of the Week (Jan. 28)
- TSWA Player of the Week (Jan. 28)
- USBWA Ann Meyers Drysdale National Player of the Year Midseason Top 50 Watch List (Feb. 3)
- AP National Player of the Week (Feb. 4)
- USBWA Tamika Catchings National Freshman of the Week (Feb. 4)
- SEC Freshman of the Week (Feb. 4)
- TSWA Player of the Week (Feb. 4)
- Naismith Starting 5 Ann Meyers Drysdale Shooting Guard of the Year Award Top 10 Watch List (Feb. 4)
- SEC Freshman of the Week (Feb. 11)
- John R. Wooden Award Late Midseason Top 20 Watch List (Feb. 11)
- Jersey Mike's Naismith Trophy Women's College Player of the Year Midseason Team (Feb. 12)

KHAMIL PIERRE • So. • 6-2 • F • Phoenix, Ariz.

- SEC Player of the Week (Nov. 26)
- USBWA Ann Meyers Drysdale National Players of the Week (Dec. 17)
- AP National Player of the Week Runner-Up (Dec. 17)
- SEC Player of the Week (Dec. 17)
- TSWA Player of the Week (Dec. 17)
- TSWA Player of the Week (Dec. 31)
- John R. Wooden Award Midseason Top 25 Watch List (Jan. 7)
- USBWA Ann Meyers Drysdale National Player of the Year Midseason Top 50 Watch List (Feb. 3)
- Naismith Defensive Player of the Year Midseason Watch List (Feb. 5)
- Jersey Mike's Naismith Trophy Women's College Player of the Year Midseason Team (Feb. 12)

SACHA WASHINGTON • Sr. • 6-2 • F • Lawrenceville, Ga.

- Cheryl Miller Award Preseason Watch List (Nov. 1)



BLAKES WINS AP PLAYER OF THE WEEK (FEB. 4)

Freshman Mikayla Blakes was named the Associated Press Player of the Week on Feb. 4. She becomes the first Commodore in program history to be named AP Player of the Week, with the award starting in 2023-24. It is the second-straight week that Blakes was recognized by the AP, as she was runner-up for the award on Jan. 28.

RECORD-SETTING SEC FRESHMAN OF THE WEEK AWARD (FEB. 3)

Mikayla Blakes was named the SEC Freshman of the Week for the fifth time this season, tying her with Khamil Pierre (2023-24) for the most freshmen SEC weekly honors in program history. Blakes broke the SEC women's basketball single-game scoring record with 53 points at Florida on Jan. 30. For the week, Blakes averaged 34.5 points, 2.5 rebounds, and 2.0 steals per game.

NATIONAL PLAYER OF THE YEAR WATCH LIST FOR BLAKES AND PIERRE (FEB. 3)

Mikayla Blakes and Khamil Pierre, the nation's highest-scoring duo, were selected to the USBWA Ann Meyers Drysdale National Player of the Year Award midseason top 50 watch list.

Pierre has taken one of the biggest leaps forward in the country this season from last season, as she has improved her scoring average by 12.1 points from her freshman campaign. Pierre is putting up 21.0 points and 10.3 rebounds per game this season, making her the only player in the country to average over 20.0 points and 10.0 rebounds.

Blakes is making a strong case for national freshman of the year consideration. The 5-8 guard leads all NCAA Division I freshmen in scoring (22.1 ppg), points scored (509), and field goals made (172).

NCAA TEAM OF THE WEEK (JAN. 28)

Vanderbilt was selected as the NCAA Team of the Week after breaking into the Associated Press Women's College Basketball Top 25 Poll for the first time in over a decade. Vandy went 2-0 last week in a pair of SEC games that put them back over .500 in league play at 4-3. The Does collected a 101-60 win over Arkansas last Thursday to set the school record for most 100-point games in a season with six. The Does then went on the road to knock off No. 19-ranked Alabama on the road, 66-64, to post their first road win over a ranked team since the 2015-16 season.





HONORS & AWARDS



BLAKES UP FOR NATION'S BEST SHOOTING GUARD (FEB. 2)

The Naismith Basketball Hall of Fame and Women's Basketball Coaches Association (WBCA) announced on Feb. 4 that freshman Mikayla Blakes has been named to the 2025 Ann Meyers Drysdale Shooting Guard of the Year Award top 10 watch list.

Blakes is the first Commodore to be considered for the Ann Meyers Drysdale Award, which goes to the nation's top shooting guard since 2018 as part of the Naismith Starting Five awards. The Somerset, New Jersey, native all NCAA Division I freshmen in scoring (22.1 ppg), points scored (509), and field goals made (172). Blakes recently set the SEC women's basketball and NCAA true freshman scoring records with a 53-point performance at Florida on Jan. 30.

MIKAYLA WINS NATIONAL FRESHMAN OF THE WEEK...AGAIN!?!? (JAN. 28)

Vanderbilt's first-year standout guard Mikayla Blakes was named the USBWA Tamika Catchings National Freshman of the Week for the second-straight time. She is the first player to win the award twice this season.

Blakes averaged 28.5 points, 3.5 rebounds, 2.0 assists, and 2.0 steals to help Vanderbilt collect wins over Arkansas (101-61) and No. 19 Alabama (66-64). The guard registered back-to-back games with 20 or more points, extending her scoring streak to seven games. The guard also was named National Freshman of the Week by the USBWA on Jan. 21, where she shared the honor with Nebraska's Britt Prince.

BLAKES WINS FOURTH SEC FRESHMAN OF THE WEEK AWARD (JAN. 28)

Mikayla Blakes was named SEC Co-Freshman of the Week for the fourth time this season on Jan. 28, sharing the honors with South Carolina's Joyce Edwards. It is a league-high fourth SEC Freshman of the Week selection for Blakes. It is her first SEC weekly award since Dec. 10, when she shared SEC Freshman of the Week with Auburn's Syriah Daniels. Blakes' four SEC frosh award selections are second-most in school history, as Khamil Pierre captured the weekly honor program-best five times last season.

BLAKES SELECTED AS NATIONAL FRESHMAN OF THE WEEK (JAN. 21)

First-year Vanderbilt guard Mikayla Blakes won a pair of weekly national awards after her 23-point performance vs. No. 15-ranked Tennessee, which included a game-winning tip-in. Blakes was named the USBWA Tamika Catchings National Freshman of the Week, sharing the honor with Nebraska's Britt Prince.

BLAKES PICKED AS NCAA.COM PLAYER OF THE WEEK (JAN. 21)

NCAA's Autumn Johnson named Blakes the NCAA Player of the Week after her 23-point effort against the Lady Volunteers, which included a game-winning tip-in basket with 0.7 seconds left in the game.

BLAKES NAMED TSWA PLAYER OF THE WEEK (JAN. 7)


Freshman Mikayla Blakes averaged 30.0 points, 4.0 rebounds, 2.5 assists, and 2.0 steals to help Vanderbilt go 1-1 in its first week of SEC play to earn Tennessee Sports Writers Association Player of the Week honors. It is Blakes' first TSWA Player of the Week selection and Vanderbilt's third this season, as Khamil Pierre has been a two-time honoree.

The highlight of Blakes' week came in her first-ever SEC contest, as she scored a Vanderbilt freshman-record 36 points in a 108-82 win over Georgia on Jan. 2. She followed that up with a 24-point effort against No. 16-ranked Kentucky.

KHAMIL EARNS HER SECOND SEC PLAYER OF THE WEEK HONOR - DEC. 17

Sophomore Khamil Pierre was named SEC Player of the Week for the second time this season on Dec. 17. The 6-2 forward averaged an SEC-best 42.0 points, 18.0 points, and 8.0 steals this week, as Pierre set the Vanderbilt women's basketball single-game scoring record with a 42-point performance against Evansville in a 106-40 win on Dec. 14.

It is Pierre's second SEC Player of the Week selection of her career, as she previously earned the distinction on Nov. 26 of this season. She is the first player since Cija Harbison in 2022-23 to be named SEC Player of the Week multiple times in a season. Pierre also becomes the fifth Commodore to earn multiple SEC Player of the Week honors. Overall, it is Pierre's seventh SEC weekly honor, as she was named SEC Freshman of the Week a program-record five times during the 2023-24 campaign.





HONORS & AWARDS



PIERRE HAULING IN THE NATIONAL AWARDS - DEC. 17

The U.S. Basketball Writers Association (USBWA) named Vanderbilt women's basketball sophomore Khamil Pierre as one of five USBWA Ann Meyers Drysdale National Players of the Week on Dec. 17.

It is the first USBWA Ann Meyers Drysdale National Players of the Week selection for Pierre. Additionally, she was also selected as this week's runner-up for the Associate Press National Player of the Week and was named the Tennessee Sports Writers Association (TSWA) Women's Basketball Player of the Week.

BLAKES WINS THIRD SEC FRESHMAN OF THE WEEK - DEC. 10

The SEC announced on Dec. 10 that Vanderbilt women's basketball guard Mikayla Blakes has been named the SEC Freshman of the Week for the third time this season. The guard scored 26 points at Miami on Dec. 4 to help the Dores register an 88-70 win in their only game last week. Her 26 points against the Hurricanes were the most points scored by an SEC freshman that week. Additionally, her 26-point outing against the Canes marked the third-most points scored by a Vanderbilt freshman in a true road contest in program history and ranks as the 12th-most scored in a contest by a Commodore frosh.

PIERRE NAMED SEC PLAYER OF THE WEEK - NOV. 26

Sophomore Khamil Pierre was named SEC Player of the Week for the first time in her career on Nov. 26. She averaged 18.0 points, 12.0 rebounds, and 3.5 steals in a pair of home wins over Hampton (Nov. 20) and Samford (Nov. 22). The two double-doubles pushed her season total to an NCAA-best five. Her 17 made field goals were the second-most during the week, as she shot 56.7 percent from the field. Pierre's 12.0 rebounds per game average was second-highest in the SEC last week. She scored double-digit points in both contests this week to extend her career-best double-digit scoring average to nine games dating back to last season. The sophomore is one of four NCAA Division I players who have posted a double-double in all but one game their team has played this season, while she is one of seven players in the nation averaging at least 19.0 points and 11.0 rebounds.

BLAKES PICKS UP HER SECOND SEC FRESHMAN OF THE WEEK - NOV. 26

Mikayla Blakes was named SEC Freshman of the Week for the second-straight week on Nov. 26. Blakes averaged 18.0 points and led all SEC freshmen at 6.5 assists per game last week. The guard contributed 33.0 points per game between points and assists in a pair of Vandy wins. Her career-high eight assists against Hampton on Nov. 20 were the most by an SEC player this week and the second-most by an SEC freshman this season. The guard was extremely efficient from the field, shooting 53.8 percent (14-of-26). She leads all SEC freshmen in scoring at 20.0 points per game. Blakes is the first Vanderbilt freshman since 2009-10 to score 14 or more points and have two or more steals in each of their first six games.

BLAKES EARNS HER FIRST SEC FRESHMAN OF THE WEEK - NOV. 19

Mikayla Blakes earned the first SEC weekly honor of her career, as she was named the SEC Freshman of the Week on Nov. 19. The Somerset, New Jersey, native led all SEC freshmen in scoring during the week, putting up 22.5 points per game in a pair of Commodore wins. She is the first Commodore to be named SEC Freshman of the Week since Khamil Pierre, who captured the award a school-record five times during the 2023-24 campaign. Blakes becomes the fifth player to win the conference's weekly freshman honor under head coach Shea Ralph, joining Pierre, Rianne Allen, Ilyana Moore, and Sacha Washington.

WATCH OUT FOR WASHINGTON - OCT. 30

Senior Sacha Washington was among 20 players named to the 2025 Cheryl Miller Award preseason watchlist, which goes to the nation's top small forward. Washington is the first Commodore to be considered for the Miller Award. The Lawrenceville, Georgia, native had a career year in 2023-24, as she averaged a personal-best 12.1 points and 7.9 rebounds per game. She shot 52.6 percent from the floor, had a team-best 44 blocks, and started in all 33 contests. The 6-2 forward scored double-digits in 18 games, which included a career-high 33 points against Louisiana Tech. She pulled down 10 or more rebounds in 10 contests and had nine double-doubles last season.





MEMORIAL GYMNASIUM



Memorial Gymnasium, the Southeastern Conference's most historic venue for college basketball, serves as the home court for the Vanderbilt Commodores. Dedicated in 1952 as a memorial to all Vanderbilt men and women who served in World War II, the arena was built as a combination gymnasium and concert hall by the late master architect Edwin Keeble.

Decades later, the unique style of Memorial Gym—with its benches on the baselines, a playing court that sits above portions of the crowd and deafening acoustics—continues to make the Commodores' home a dreaded stop for opponents. "Memorial Magic," with its capacity crowds, overflowing student section and lively pep band, have assisted in numerous Commodore victories. In the stands, fans across Middle Tennessee have helped Memorial Gymnasium rank among the NCAA's Top 30 attendance leaders on numerous occasions.

Connected to the facility sits a practice gym that includes three cross-court playing floors, coaches offices, a donor room, private suites and a Hall of Champions.

In all, Memorial Gym has been expanded three times. Constructed with a seating capacity of 6,583, the University saw its first need to increase seating in 1965 with the addition of two north-side balconies. Two years later, a pair of balancing balconies were erected on the south side of the gym and dubbed "The Balconies That Clyde Lee Built."

Capacity has fluctuated throughout the history of the building. It reached its highest number of 15,646 in 1969 when 4,000 seats were added in the east and west ends. When chairback seats in the end zones and suites on the north side were installed in the late 1990s capacity lowered to 14,168. Shortly thereafter, university officials removed portions of media press row on the south side in an effort to expand the student section by nearly 150 seats. Official capacity is now 14,326.

YEAR-BY-YEAR HOME RECORD

<u>Year</u>	<u>W-L</u>
2024-25	12-2
2023-24	12-5
2022-23	9-7
2021-22	12-5
2020-21*	3-2
2019-20	10-6
2018-19	5-9
2017-18	4-11
2016-17	10-5
2015-16	10-6
2014-15	9-6
2013-14	12-5
2012-13	12-2
2011-12	18-2
2010-11	12-3
2009-10	12-4
2008-09	15-1
2007-08	13-3
2006-07	15-1
2005-06	13-3
2004-05	11-3
2003-04	11-3
2002-03	11-2
2001-02	18-1
2000-01	16-2
1999-00	11-3
1998-99	9-5
1997-98	12-2
1996-97	13-1
1995-96	13-2
1994-95	16-1
1993-94	14-2
1992-93	15-1
1991-92	13-2
1990-91	11-3
1989-90	15-2
1988-89	10-1
1987-88	12-2
1986-87	15-2
1985-86	11-3
1984-85	6-4
1983-84	9-3
1982-83	5-6
1981-82	10-4
1980-81	6-5
1979-80	6-5
1978-79	7-5
1977-78	10-2
Total.....	533-164 (.765)

Vanderbilt has ranked among the top attendance draws in women's basketball over the years. Here is a year-by-year look at VU's home attendance figures, including where the team has ranked nationally in total attendance since the 1999-00 season:

<u>Year</u>	<u>Games</u>	<u>Total</u>	<u>Average</u>	<u>National Rank (Total)</u>
2024-25	14	55,473	3,962	25th
2023-24	17	47,479	2,793	53rd
2022-23	16	38,640	2,415	57th
2021-22	18	31,211	1,734	51st
2020-21*	5	209	42	—
2019-20	16	37,391	2,369	54th
2018-19	14	33,129	2,366	64th
2017-18	15	42,705	2,847	45th
2016-17	15	42,685	2,846	40th
2015-16	16	46,496	2,906	37th
2014-15	15	53,280	3,552	30th
2013-14	17	66,338	3,902	25th
2012-13	14	56,309	4,022	24th
2011-12	20	82,261	4,113	23rd
2010-11	15	68,828	4,589	20th
2009-10	16	69,521	4,345	21st
2008-09	16	76,150	4,759	18th
2007-08	17	91,279	5,369	17th
2006-07	16	72,215	4,513	23rd
2005-06	16	65,693	4,106	23rd
2004-05	14	51,682	3,692	31st
2003-04	14	44,352	3,168	33rd
2002-03	13	57,709	4,439	21st
2001-02	19	90,800	4,779	16th
2000-01	18	50,650	2,814	36th
1999-00	14	44,982	3,213	30th
1998-99	14	65,046	4,646	--
1997-98	14	91,056	6,504	--
1996-97	14	67,967	4,854	--
1995-96	15	88,151	5,877	--
1994-95	17	69,788	4,105	--
1993-94	14	73,686	5,253	--
1992-93	14	67,871	4,848	--
1991-92	15	36,266	2,418	--
1990-91	14	20,205	1,443	--
1989-90	17	25,887	1,522	--
1988-89	11	14,265	1,297	--
1987-88	13	7,324	563	--
1986-87	17	12,248	721	--
1985-86	14	5,750	411	--
1984-85	10	4,450	445	--
1983-84	12	8,664	722	--
1982-83	11	6,950	632	--
1981-82	14	6,310	451	--
1980-81	10	2,525	253	--

*Vanderbilt discontinued its 2020-21 season due to the COVID-19 pandemic

Memorial Gym Women's Basketball Crowds Over 10,000

<u>Rank</u>	<u>Attendance</u>	<u>Opponent</u>	<u>Date</u>
1.	15,317	Tennessee	1/30/1993
2.	15,311	Tennessee	2/7/1999
3.	15,187	Tennessee	2/25/1996
4.	14,848	Tennessee	2/16/1998
5.	14,316	Tennessee	2/17/2008
6.	14,168	Tennessee	2/16/2002
7.	13,227	Tennessee	12/31/1994
8.	13,127	Tennessee	1/19/2006
9.	12,645	Tennessee	1/31/1994
10.	12,417	Tennessee	1/19/1997
11.	12,131	Ohio State	1/6/1993
12.	12,034	Tennessee	2/9/2012
13.	12,009	Tennessee	1/25/2007
14.	11,401	Tennessee	2/2/2003
15.	11,386	Tennessee	2/14/2011
16.	10,561	Tennessee	2/15/2004
17.	10,154	Tennessee	1/24/2013
18.	10,149	Tennessee	2/24/2000

RECORDS AT A GLANCE

Points

Game	1.	53 • Mikayla Blakes at Florida, 1.30.25
	2.	42 • Khamil Pierre vs. Evansville, 12.14.24
	7.	37 • Iyana Moore at Kentucky, 1.11.24
	8.	36 • Mikayla Blakes vs. Georgia, 1.2.25
	.	36 • Wendy Scholtens vs. Lipscomb, 1.9.90
2024-25 53 • Mikayla Blakes at Florida, 1.30.25		
Season	1.	855 • Wendy Scholtens, 1989-90
	10.	612 • Sheri Sam, 1995-96
	2024-25 531 • Mikayla Blakes	
Career	1.	2,604 • Chantelle Anderson, 2000-03
	10.	1,618 • Jasmine Lister, 2011-14
	Active	1,223 • Iyana Moore, 2022-present

Field Goals Made

Game	1.	19 • Khamil Pierre vs. Evansville, 12.14.24
	.	Chantelle Anderson at Portland State, 12.23.00
	8.	15 • 8 Times, Last: Sacha Washington vs. La. Tech, 12.3.23
	2024-25 19 • Khamil Pierre vs. Evansville, 12.14.24	
	1.	309 • Wendy Scholtens, 1989-90
Season	10.	241 • Aljeanette Bramlett, 1981-82
	2024-25 203 • Khamil Pierre	
	1.	1,020 • Chantelle Anderson, 2000-03
Career	10.	625 • Sheri Sam, 1992-96
	Active	405 • Iyana Moore, 2022-present

Field Goals Attempted

Game	1.	31 • Eva Lemeh at Georgia, 2.16.81
	5.	28 • Khamil Pierre vs. Evansville, 12.14.24
	.	Gayle Kinzer at Belmont, 1.19.81
	8.	25 • Four times: Last: Khamil Pierre at Texas, 2.6.25
	2024-25 28 • Khamil Pierre vs. Evansville, 12.14.24	
Season	1.	571 • Barbara Brackman, 1981-82
	10.	463 • Donna Atkinson, 1983-84
	2024-25 389 • Khamil Pierre	
Career	1.	1,655 • Wendy Scholtens, 1988-91
	10.	1,301 • Carla Thomas, 2004-2007
	Active	1,074 • Iyana Moore, 2022-present

Field Goal Percentage

Game (Min. 10 FGM)	1.	1.000 • 4 Times, Last: Hannah Tuomi, 10-10 vs. UF, 2.24.10
	9.	.917 • 3 Times, Last: Ashley Earley, 11-12 at Tenn., 2.13.05
	2024-25 .706 (12-17) • Khamil Pierre vs. Lipscomb, 11.4.24	
Season (Min. 150 FGM)	1.	.723 (292-404) • Chantelle Anderson, 2000-01
	10.	.602 (103-171) • Nicole Jules, 2005-06
	2024-25 .522 (203-389) • Khamil Pierre	
Career (Min. 400 FGM)	1.	.651 (1,020-1,568) • Chantelle Anderson, 2000-03
	10.	.543 (706-1,301) • Carla Thomas, 2004-07
	Active .487 (403-824) • Sacha Washington, 2022-present	

3-Pointers Made

Game	1.	9 • Iyana Moore, vs. Alabama State, 12.28.21
	5.	7 • 11 Times, Last: Marnelle Garraud at Arkansas, 1.16.23
	2024-25 5 • Seven Times: Last: Mikayla Blakes at Florida, 01.30.25	
Season	1.	95 • Caroline Williams, 2005-06
	10.	80 • Christina Wirth, 2008-09
	2024-25 53 • Mikayla Blakes	
Career	1.	276 • Christina Foggie, 2011-14
	7.	203 • Julie Powell, 1991-94
	8.	188 • Iyana Moore, 2022-present

3-Pointers Attempted

Game	1.	17 • Christina Foggie vs. Virginia, 11.23.12
	.	17 • Christina Foggie vs. Maryland, 3.28.09
	10.	13 • 12 Times, Last: Marnelle Garraud, vs. Georgia, 2.5.23
	2024-25 13 • Iyana Moore vs. Kentucky, 01.05.25	
	1.	225 • Merideth Marsh, 2009-10
Season	10.	241 • Aljeanette Bramlett, 1981-82
	2024-25 162 • Mikayla Blakes	
	1.	735 • Christina Foggie, 2011-14
Career	5.	573 • Christina Wirth, 2006-09
	6.	523 • Iyana Moore, 2022-present

3-Point Percentage

Game	1.	1.000 • Seven Times, Last: Erin Whalen (5-5) at Ala. 1.21.18
(Min. 5 3PM)	2024-25 .625 (5-8) • Three Times, Last: Iyana Moore at LSU, 1.13.25	
Season	1.	.505 (48-95) • Caroline Williams, 2004-05
(Min. 40 3PA)	10.	.446 (37-83) • Christa Reed, 2016-17
	2024-25 .359 (52-145) • Iyana Moore	
Career	1.	.465 (238-512) • Caroline Williams, 2004-07
(Min. 100 3PM)	10.	.394 (145-368) • Donna Harris, 1990-94
	Active	.359 (188-523) • Iyana Moore, 2022-present

Free Throws Made

Game	1.	18 • Ashley McElhiney vs. LSU, 2.15.01
	.	18 • Wendy Scholtens at Tenn. Tech, 1.11.89
	4.	16 • Four Times, Last: <i>Mikayla Blakes, at Florida 01.30.25</i>
	<i>2024-25 16 • Mikayla Blakes at Florida, 01.30.25</i>	
Season	1.	236 • Wendy Scholtens, 1989-90
	10.	133 • Tiffany Clarke, 2012-13
	.	133 • Harriet Brumfield, 1981-82
	<i>2024-25 118 • Mikayla Blakes</i>	
Career	1.	681 • Wendy Scholtens, 1988-91
	10.	298 • Ashley McElhiney, 2000-03
	<i>Active</i>	<i>225 • Iyana Moore, 2022-present</i>

Free Throws Attempted

Game	1.	19 • Ashley McElhiney vs. LSU, 2.15.01
	2.	18 • 3 Times, Last: Mikayla Blakes, at Florida, 01.30.25
	2024-25 18 • Mikayla Blakes, at Florida, 01.30.25	
Season	1.	264 • Wendy Scholtens, 1989-90
	10.	190 • Christina Foggie, 2013-14
	2024-25 136 • Mikayla Blakes	
Career	1.	785 • Wendy Scholtens, 1988-91
	10.	413 • Dee Davis, 2004-07
	Active	316 • Sacha Washington, 2022-present

Free Throw Percentage

Game	1.	1.000 • 19 Times, Last: Iyana Moore (10-10) vs Ga., 3.3.24
(Min. 10 FTM)		2024-25 .929 (13-14) • Mikayla Blakes vs. Georgia, 01.02.25
Season	1.	.938 (61-65) • Christa Reed, 2017-18
	10.	.870 (47-54) • Bella LaChance, 2022-23
		2024-25 .868 (118-136) • Mikayla Blakes
Career	1.	.868 (681-785) • Wendy Scholtens, 1988-91
(Min. 160 FTM)	5.	.817 (223-273) • Iyana Moore, 2022-present
	10.	.789 (195-247) • Julie Powell, 1991-94
	Active	.818 (225-275) • Iyana Moore, 2022-present

Rebounds

Game	1.	22 • Wendy Scholtens vs. Lipscomb, 1.9.90
	.	22 • Wendy Scholtens vs. Wright State, 12.9.89
	.	22 • Barbara Brackman vs. Union, 1.4.83
	10.	19 • 6 Times, Last: Jennifer Holmes vs. Florida, 2.25.99
	2024-25 18 • Khamil Pierre vs. Evansville, 12.14.24	
Season	1.	389 • Wendy Scholtens, 1989-90
	10.	283 • Barbara Brackman, 1981-82
	2024-25 231 • Khamil Pierre	
Career	1.	1,272 • Wendy Scholtens, 1988-91
	10.	822 • Chantelle Anderson, 2000-03
	Active	720 • Sacha Washington, 2022-present

Assists

Game	1.	17 • Ashley McElhiney at Louisville, 1.2.03
	7.	13 • 5 Times, Last: Jasmine Lister vs. Tenn., 2.9.12
	2024-25 11 • Jordyn Oliver vs. Georgia, 01.02.25	
Season	1.	262 • Cathy Bender, 1981-82
	10.	168 • Jasmine Lister, 2012-13
	2024-25 92 • Jordyn Oliver	
Career	1.	730 • Dee Davis, 2004-07
	10.	438 • Jordyn Cambridge, 2018-24
	Active	237 • Iyana Moore, 2022-present

Steals

Game	1.	11 • Eva Lemeh vs. Murray State, 12.14.80
	6.	8 • 8 Times, Last: Khamil Pierre vs. Evansville, 12.14.24
	2024-25 8 • Khamil Pierre vs. Evansville, 12.14.24	
Season	1.	129 • Jordyn Cambridge, 2021-22
	10.	87 • Karen Booker, 1989-90
	.	87 • Jade Huntington, 1989-90
2024-25 71 • Khamil Pierre		
Career	1.	351 • Jordyn Cambridge, 2018-24
	10.	221 • Jennifer Risper, 2006-09
	Active	122 • Iyana Moore, 2022-present

Blocked Shots

Game	1.	10 • Angela Gorsica vs. Wingate, 12.28.95
	.	10 • Heidi Gillingham vs. Middle Tennessee, 1.30.92
	4.	8 • 15 Times, Last: Angela Gorsica vs. DePaul, 2.19.97
2024-25 3 • Four Times, Last: Aiyana Mitchell, at Florida, 01.30.25		
Season	1.	309 • Wendy Scholtens, 1989-90
	10.	241 • Aljeanette Bramlett, 1981-82
	2024-25 13 • Aiyana Mitchell	
Career	1.	413 • Heidi Gillingham, 1991-94
	10.	112 • Harriet Brumfield, 1982-85
	Active	108 • Sacha Washington, 2022-present

Points Per Game

Season	1.	25.2 (855 pts) • Wendy Scholtens, 1989-90
	10.	19.7 (671 pts) • Harriet Brumfield, 1981-82
	2024-25 22.1 (531 pts) • Mikayla Blakes	
Career (Min. 100 GP)	1.	21.3 (122 GP) • Wendy Scholtens, 1988-91
	10.	12.8 (119 GP) • Karen Booker, 1984-87
	Active	13.4 (91 GP) • Iyana Moore, 2022-present

Games Played

Career	1.	137 • Jessica Mooney, 2007-10
	.	137 • Chantelle Anderson, 2000-03
	10.	132 • Six times, Last: Tiffany Clarke, 2010-13
	Active	99 • Sacha Washington, 2022-present

Minutes Played

Game	1.	50 • Karen McGinn vs. Auburn, 12.13.78
	.	50 • Ann Morrow vs. Auburn, 12.13.78
	9.	46 • Chavonne Hammond vs. Kansas, 3.18.00
46 • Ashley Smith vs. George Washington, 12.22.98		
2024-25 40 • Mikayla Blakes vs. Michigan State, 11.27.24		
Season	1.	1,298 • Ashley McElhiney, 2001-02
	10.	1,179 • Zuzi Klimesova, 2000-01
	2024-25 697 • Iyana Moore	
Career	1.	4,626 • Jasmine Lister, 2011-14
	10.	3,779 • Christina Werth, 2006-09
	Active	2,923 • Iyana Moore, 2022-present



THE LAST TIME WHEN...

SCORING

Less than 40 pts	31 • East Tennessee St. • Johnson City, Tenn. • 12.01.22
40-49 pts	49 • Texas A&M • College Station, Texas • 02.15.24
Less than 50 pts & Won	49 • Texas A&M • College Station, Texas • 02.15.24
90-99 pts	99 • Florida • Gainesville, Fla. • 01.30.25
100+ pts (regulation)	101 • Arkansas • Nashville, Tenn. • 01.23.25
100+ pts	101 • Arkansas • Nashville, Tenn. • 01.23.25

OPPONENT SCORING

Less than 40 pts	37 • Austin Peay • Nashville, Tenn. • 11.08.24
40-49 pts	40 • Evansville • Nashville, Tenn. • 12.14.24
Less than 50 pts & Won	44 • East Tennessee St. • Johnson City, Tenn. • 12.01.22
90-99 pts	96 • Kentucky • Nashville, Tenn. • 01.05.25
100+ pts (regulation)	106 • South Carolina • Nashville, Tenn. • 01.14.21
100+ pts	106 • South Carolina • Nashville, Tenn. • 01.14.21

FIELD GOAL PERCENTAGE

20.0%-29.9%	27.9% (19-68) • Florida • Gainesville, Fla. • 12.23.23
30.0%-39.9%	38.6% (22-57) • Texas • Austin, Texas • 02.06.25
30.0%-39.9% & Won	33.8% (23-68) • Alabama • Tuscaloosa, Ala. • 01.26.25
50.0%-59.9%	53.1% (34-64) • Florida • Gainesville, Fla. • 01.30.25
50.0%-59.9% & lost	51.9% (27-52) • Alabama • Tuscaloosa, Ala. • 01.26.25
60.0% or higher	69.2% (36-52) • Air Force • Nashville, Tenn. • 11.30.15

OPPONENT FIELD GOAL PERCENTAGE

20.0%-29.9%	27.8% (15-54) • Evansville • Nashville, Tenn. • 12.14.24
20.0%-29.9% & won	27.4% (17-62) • East Tenn. St. • Johnson City, Tenn. • 12.1.22
30.0%-39.9%	38.2% (26-68) • Tennessee • Nashville, Tenn. • 01.19.25
30.0%-39.9% & won	39.0% (23-59) • NC State • Raleigh, N.C. • 11.29.23
50.0%-59.9%	52.8% (28-53) • Texas • Austin, Texas • 02.06.25
50.0%-59.9% & lost	51.9% (27-52) • Alabama • Tuscaloosa, Ala. • 01.26.25
60.0% or higher	66.7% (28-42) • Georgia • Nashville, Tenn. • 2.5.23

FREE THROW PERCENTAGE

Less than 50.0%	37.5% (3-8) • South Florida • Tampa, Fla. • 11.14.24
90.0%-99.9%	93.5% (29-31) • Georgia • Nashville, Tenn. • 01.02.25
1.000%	15-15 • Appalachian State • Nashville, Tenn. • 12.1.24
1.000% w/ 10 or more makes	15-15 • Appalachian State • Nashville, Tenn. • 12.1.24

OPPONENT FREE THROW PERCENTAGE

Less than 50.0%	28.6% (4-14) • Austin Peay • Nashville, Tenn. • 11.08.24
90.0%-99.9%	92.3% (12-13) • Ole Miss • Oxford, Miss. • 01.09.25
1.000%	3-3 • South Florida • Tampa, Fla. • 11.14.24
1.000% w/ 10 or more makes	12-12 • Texas A&M • College Station, Texas • 2.10.22

BASKETS MADE

40+ field goals made	40 • Alabama A&M • Nashville, Tenn. • 12.29.24
10-14 3-point field goals made	11 • Florida • Gainesville, Fla. • 01.30.25
15+ 3-point field goals made	17 • Alabama State • Nashville, Tenn. • 12.28.21
Did not make a 3-pointer	0-9 • Butler • Indianapolis • 12.7.23
Made 20+ free throws	20 (20-26) • Texas • Austin, Texas • 02.06.25
Made less than five free throws	3 (3-8) • South Florida • Tampa, Fla. • 11.14.24
Made 5-10 free throws	9 (9-14) • Ole Miss • Oxford, Miss. • 01.09.25

OPPONENT BASKETS MADE

40+ field goals made	42 • South Carolina • Nashville, Tenn. • 1.14.21
10-14 3-point field goals made	10 • West Georgia • Nashville, Tenn. • 12.21.24
15+ 3-point field goals made	15 • Kentucky • Nashville, Tenn. • 01.05.25
Did not make a 3-pointer	0-8 • Ole Miss • Nashville, Tenn. • 2.20.22
Made 20+ free throws	22 (22-26) • Texas • Austin, Texas • 02.06.25
Made less than five free throws	4 (4-7) • Arkansas • Nashville, Tenn. • 01.23.25
Made 5-10 free throws	5 (5-6) • Alabama • Tuscaloosa, Ala. • 01.26.25

REBOUNDS

10-20 rebounds	20 • Georgia • Nashville, Tenn. • 2.5.23
21-29 rebounds	23 • Ole Miss • Nashville, Tenn. • 02.02.25
40-44 rebounds	40 • Tennessee • Nashville, Tenn. • 01.19.25
45-49 rebounds	48 • Appalachian State • Nashville, Tenn. • 12.1.24
50+ rebounds	51 • West Georgia • Nashville, Tenn. • 12.21.24
20+ rebound margin	+27 • Austin Peay • Nashville, Tenn. • 11.08.24
30+ rebound margin	+30 • Samford • Nashville, Tenn. • 11.22.24

OPPONENT REBOUNDS

20-24 rebounds	24 • Miami • Coral Gables, Fla. • 12.04.24
25-29 rebounds	26 • Samford • Nashville, Tenn. • 11.22.24
40-44 rebounds	42 • Tennessee • Nashville, Tenn. • 01.19.25
45-49 rebounds	48 • Michigan State • Palm Springs, Calif. • 11.27.24
50+ rebounds	50 • NC State • Raleigh, N.C. • 11.29.23
20+ rebound margin	+20 • LSU • Baton Rouge, La. • 01.13.25

STEALS

0-5 steals	3 • Tennessee • Nashville, Tenn. • 01.19.25
10-15 steals	10 • Texas • Austin, Texas • 02.06.25
16-19 steals	17 • Alabama • Tuscaloosa, Ala. • 01.26.25
20+ steals	24 • Evansville • Nashville, Tenn. • 12.14.24

OPPONENT STEALS

0-5 steals	5 • Arkansas • Nashville, Tenn. • 01.23.25
10-15 steals	11 • Ole Miss • Nashville, Tenn. • 02.02.25
15-19 steals	17 • Florida • Nashville, Tenn. • 1.7.24
20+ steals	22 • UCLA • Boston, Mass. • 11.26.95

ASSISTS

0-9 assists	8 • Texas • Austin, Texas • 02.06.25
15-19 assists	17 • Florida • Gainesville, Fla. • 01.30.25
20-25 assists	21 • Arkansas • Nashville, Tenn. • 01.23.25
25-29 assists	27 • Georgia • Nashville, Tenn. • 01.02.25
30-plus assists	30 • Alabama A&M • Nashville, Tenn. • 12.29.24

OPPONENT ASSISTS

0-9 assists	8 • Arkansas • Nashville, Tenn. • 01.23.25
15-19 assists	18 • Texas • Austin, Texas • 02.06.25
20-25 assists	26 • Ole Miss • Oxford, Miss. • 01.09.25

TURNOVERS

5-10 turnovers	7 • Kentucky • Nashville, Tenn. • 01.05.25
20-24 turnovers	21 • Michigan State • Palm Springs, Calif. • 11.27.24
25-29 turnovers	25 • Ole Miss • Oxford, Miss. • 01.09.25
30-40 turnovers	37 • UCLA • Boston, Mass. • 11.26.95

OPPONENT TURNOVERS

5-10 turnovers	10 • Tennessee • Nashville, Tenn. • 01.19.25
20-24 turnovers	23 • Alabama • Tuscaloosa, Ala. • 01.26.25
25-29 turnovers	26 • Arkansas • Nashville, Tenn. • 01.23.25
30-40 turnovers	36 • Evansville • Nashville, Tenn. • 12.14.24

BLOCKED SHOTS

0 Blocks	0 • South Florida • Tampa, Fla. • 11.14.24
5-9 blocked shots	6 • Georgia • Nashville, Tenn. • 01.02.25

OPPONENT BLOCKED SHOTS

0 Blocks	0 • Butler • Nashville, Tenn. • 11.17.24
5-9 blocked shots	7 • Texas • Austin, Texas • 02.06.25
10+ blocked shots	14 • South Carolina • Nashville, Tenn. • 1.19.23

MARGIN OF VICTORY

1 point	vs. Tennessee (71-7) • Nashville, Tenn. • 01.19.25
2 points	at Arkansas (66-64) • Tuscaloosa, Ala. • 01.26.25
10-19 points	13 • Florida (93-64) • Gainesville, Fla. • 01.30.25
20-30 points	26 • Georgia (108-82) • Georgia • Nashville, Tenn. • 01.02.25
Back-to-back 20+ points	49 • Hampton (94-45) • Nashville, Tenn. • 11.20.24 45 • Samford (104-59) • Nashville, Tenn. • 11.22.24
30-39 points	35 • West Georgia (103-68) • Nashville, Tenn. • 12.21.24
Back-to-back 30+ points	49 • Hampton (94-45) • Nashville, Tenn. • 11.20.24 45 • Samford (104-59) • Nashville, Tenn. • 11.22.24
40-49 points	41 • Arkansas (101-60) • Nashville, Tenn. • 01.23.25
Back-to-back 40+ points	49 • Hampton (94-45) • Nashville, Tenn. • 11.20.24 45 • Samford (104-59) • Nashville, Tenn. • 11.22.24
50-59 points	54 • Appalachian State (94-40) • Nashville, Tenn. • 12.01.24
Back-to-back 50+ points	52 • Lipscomb (102-50) • Memorial Gym • 11.04.24 56 • Austin Peay (93-37) • Nashville, Tenn. • 11.08.24
60-69 points	66 • Evansville (106-40) • Nashville, Tenn. • 12.14.24
70+ points	70 • Hampton (116-46) • Nashville, Tenn. • 11.29.98
Single-overtime win	vs. Lipscomb (72-71) • Nashville, Tenn. • 12.18.22
Double-overtime win	at Florida (106-98) • Gainesville, Fla. • 2.6.11
Triple-overtime win	NEVER OCCURRED

OPPONENT MARGIN OF VICTORY

1 point	vs. Florida (53-52) • Greenville, S.C. • 3.3.22
2 points	vs. Missouri (65-63) • Nashville, Tenn. • 1.14.24
10-19 points	15 • Ole Miss (76-61) • Nashville, Tenn. • 02.02.25
20-30 points	21 (87-66) • Texas • Austin, Texas • 02.06.25
Back-to-back 20+ points	25 • LSU (88-63) • Baton Rouge, La. • 11.23 21 • Ole Miss (74-53) • Oxford, Miss. • 1.5.23
30-39 points	37 • Alabama (98-61) • Tuscaloosa, Ala. • 1.26.20
40-49 points	48 • South Carolina (96-48) • Nashville, Tenn. • 1.19.23
50-59 points	55 • South Carolina (85-30) • Columbia, S.C. • 01.24.22
60-69 points	63 • South Carolina (106-43) • Nashville, Tenn. • 01.14.21
70+ points	NEVER OCCURRED
Single-overtime win	Alabama (77-71) • Nashville, Tenn. • 2.6.22
Double-overtime win	Auburn (96-93) • Auburn, Ala. • 1.20.90
Triple-overtime win	NEVER OCCURRED





LAST TIME...

A DORE SCORED 20 OR MORE PTS

Khamil Pierre • 26 Pts vs. Texas • 02.06.25
Mikayla Blakes • 22 Pts vs. Texas • 02.06.25

TWO DORES SCORED 20 OR MORE PTS

Khamil Pierre • 26 Pts vs. Texas • 02.06.25
Mikayla Blakes • 22 Pts vs. Texas • 02.06.25

AN OPPONENT SCORED 20 OR MORE PTS

Madison Booker, Texas • 20 Pts • 02.06.25

TWO OPPONENTS SCORED 20 OR MORE PTS

Ra Shaya Kyle, Florida • 23 Pts • 01.30.25
Liv McGill, Florida • 20 Pts • 01.30.25

A DORE SCORED 30 OR MORE PTS

Mikayla Blakes • 53 Pts at Florida • 01.30.25

A DORE SCORED 40 OR MORE PTS

Mikayla Blakes • 53 Pts at Florida • 01.30.25

A DORE SCORED 50 OR MORE PTS

Mikayla Blakes • 53 Pts at Florida • 01.30.25

AN OPP. SCORED 30 OR MORE PTS

Sarah Ashlee Barker, Alabama • 36 Pts • 01.26.25

A DORE COLLECTED 15 OR MORE REBS

Khamil Pierre • 18 Reb vs. Evansville • 02.14.24

AN OPP. COLLECTED 15 OR MORE REBS

Aneesah Morrow, LSU • 15 Reb • 01.13.25

A DORE COLLECTED 10 OR MORE AST

Jordyn Oliver • 11 Ast vs. Georgia • 01.02.24

AN OPP. COLLECTED 10 OR MORE AST

Alexis Morris, LSU • 12 Ast • 01.01.23

A DORE HAD FIVE OR MORE STL

Khamil Pierre • 5 Stl at Alabama • 01.26.25

AN OPP. COLLECTED FIVE OR MORE STL

Rori Harmon, Texas • 5 Stl • 02.06.25

A DORE HAD FIVE OR MORE BLK

Sacha Washington • 6 Blk vs. Dayton • 12.20.23

AN OPP. COLLECTED FIVE OR MORE BLK

L'or Mputu, South Florida • 6 Blk • 11.14.24

A DORE MADE 10-PLUS FG

Khamil Pierre • 10 FGM at Texas • 02.06.25

A DORE MADE 10-PLUS FG IN BACK-TO-BACK GAMES

Khamil Pierre (2) • 11 FGM vs. Ole Miss • 02.02.25
10 FGM at Florida • 02.06.25

AN OPP. MADE 10 OR MORE FG

Starr Jacobs, Ole Miss • 12 FGM • 02.02.25

A DORE ATTEMPTED 20 OR MORE FG

Khamil Pierre • 25 FGA at Texas • 02.06.25

AN OPP. ATTEMPTED 20 OR MORE FG

Sarah Ashlee Barker, Alabama • 21 FGA • 01.26.25

A DORE MADE 10 OR MORE FREE THROWS

Mikayla Blakes • 16 FTM at Florida • 01.30.25

AN OPP. MADE 10 OR MORE FREE THROWS

Diamond Battles, Georgia • 10 FTM • 2.5.23

A DORE MADE 5 OR MORE 3-PT FG

Mikayla Blakes • 5 3PT FGM at Florida • 01.30.25

AN OPP. MADE 5 OR MORE 3-PT FG

Kennedy Todd-Williams, Ole Miss • 5 3PT FGM • 01.09.25

VANDY HAD 5 OR PLAYERS IN DBL FIGURES

Five Players • vs. Arkansas • 01.23.25

AN OPP. HAD 5 OR PLAYERS IN DBL FIGURES

Ole Miss • Five Players • 01.09.25

VANDY PLAYER HAD A DOUBLE-DOUBLE

Khamil Pierre • 12 pts, 14 reb at Alabama • 01.26.25

A DORE HAD CONSECUTIVE DOUBLE-DOUBLES

Khamil Pierre (4) • 14 pts, 10 reb at Dayton • 12.19.24
23 pts, 10 reb vs. West Georgia • 12.21.24
42 pts, 18 reb vs. Evansville • 12.14.24
28 pts, 13 reb at Miami • 12.04.24

AN OPP. HAD A DOUBLE-DOUBLE

Starr Jacobs, Ole Miss • 24 pts, 10 reb • 02.02.25

VANDY HAD 2 PLAYERS POST A DOUBLE-DOUBLE

vs. Evansville • 12.14.24

Khamil Pierre • 42 pts, 18 reb

Leilani Kapinus • 11 reb, 10 pts

AN OPP. HAD 2 PLAYERS POST A DOUBLE-DOUBLE

Ivy Wolf, Dayton • 23 pts, 10 reb • 12.19.24

Arianna Smith, Dayton • 16 pts, 12 reb • 12.19.24

VANDY HAD 3 PLAYERS POST A DBL-DBL

vs. Western Kentucky • 11.15.23

Sacha Washington • 18 pts, 10 reb

Jordyn Oliver • 15 pts, 10 reb

Jordyn Cambridge • 11 pts, 13 reb

VANDY PLAYER HAD A TRIPLE-DOUBLE

Jordyn Cambridge • vs. Texas A&M • 3.2.23

15 reb, 13 pts, 10 ast

ALL VANDY PLAYERS THAT PLAYED SCORED

9 players vs. Arizona • 11.26.24

RECORD WHEN...

2024-25 OVERALL**18-6**

AT HOME

12-2

ON THE ROAD

5-3

NEUTRAL GAMES

1-1

IN OVERTIME

0-0

IN DOUBLE OVERTIME

0-0

AFTER A WIN

15-4

AFTER A LOSS

2-2

LEADING AT HALFTIME

17-0

TRAILING AT HALFTIME

1-5

TIED AT HALFTIME

0-1

LEADING AFTER 1ST QUARTER

16-4

TRAILING AFTER 1ST QUARTER

2-1

TIED SCORE AFTER 1ST QUARTER

0-1

OUTSCORING OPP. IN 2ND HALF

15-0

OUTSCORED BY OPP. IN 2ND HALF

3-6

SCORING SAME PTS IN 2ND HALF

0-0

LEADING WITH 5 MIN. REMAINING

17-1

TRAILING WITH 5 MIN. REMAINING

1-5

TIED WITH 5 MIN. REMAINING

0-0

SCORING FEWER THAN 50 POINTS

0-0

SCORING 50-59 POINTS

0-1

SCORING 60-69 POINTS

2-2

SCORING 70-79 POINTS

2-3

SCORING 80-89 POINTS

3-0

SCORING 90-99 POINTS

5-0

SCORING 100+ POINTS

6-0

ALLOWING 39-OR-FEWER POINTS

1-0

ALLOWING 40-49 POINTS

4-0

ALLOWING 50-59 POINTS

3-0

ALLOWING 60-69 POINTS

6-0

ALLOWING 70-79 POINTS

2-2

ALLOWING 80-89 POINTS

2-3

ALLOWING 90-OR-MORE POINTS

0-1

GAME DECIDED BY 1-POINT

1-0

GAME DECIDED BY 2-3 POINTS

1-0

GAME DECIDED BY 4-5 POINTS

0-0

GAME DECIDED BY 6-9 POINTS

0-2

GAME DECIDED BY 10-19 POINTS

6-2

GAME DECIDED BY 20-29 POINTS

2-2

GAME DECIDED BY 30-39 POINTS

1-0

GAME DECIDED BY 40-49 POINTS

3-0

GAME DECIDED BY 50-59 POINTS

3-0

GAME DECIDED BY 60+ POINTS

1-0

HIGHER FIELD GOAL PERCENTAGE

13-0

LOWER FIELD GOAL PERCENTAGE

5-6

SAME FIELD GOAL PERCENTAGE

0-0

SHOOTING LESS THAN 30%

0-0

SHOOTING 30-39%

5-3

SHOOTING 40-49%

5-3

SHOOTING 50+%

8-0

OPP. SHOOTING LESS 30%

5-0

OPP. SHOOTING 30-39%

6-0

OPP. SHOOTING 40-49%

5-2

OPP. SHOOTING 50+%

2-4

MORE MADE 3-PT THAN OPP.

10-1

FEWER MADE 3-PT THAN OPP.

5-4

SAME 3-PT MAKES AS OPP.

3-1

MAKING FEWER THAN FIVE 3-PT FG

3-4

MAKING BETWEEN 5-9 3-PT FG

11-2

MAKING 10+ 3-PT FG

4-0

ALLOWING FEWER THAN 5 3-PT FG

10-3

ALLOWING BETWEEN 5-9 3-PT FG

6-2

ALLOWING 10+ 3-PT FG

2-1

MAKING MORE FREE THROWS

17-3

MAKING FEWER FREE THROWS

0-2

MAKING SAME FREE THROWS

1-1

MAKING FEWER THEN 10 FREE THROWS

2-1

MAKING 10-19 FREE THROWS

12-3

MAKINGS 20+ FREE THROWS

4-1

OPP. MAKES 0-10 FREE THROWS

12-1

OPP. MAKES 10-19 FREE THROWS

6-4

OPP. MAKES 20+ FREE THROWS

0-1

OUTREBOUNDING OPP.

13-1

OUTREBOUNDED BY OPP.

5-5

SAME TOTAL OF REBOUNDS

0-0

FEWER THAN 10 ASSISTS

1-2

10-19 ASSISTS

9-4

20+ ASSISTS

8-0

NO BLOCKS

0-0

1-4 BLOCKS

13-6

5+ BLOCKS

5-0

COMMITTING FEWER TURNOVERS

17-2

COMMITTING MORE TURNOVERS

1-4

COMMITTING SAME TURNOVERS

0-0

FORCING FEWER THAN 10 TURNOVERS

0-0

FORCING 10-19 TURNOVERS

4-5

FORCING 20-29 TURNOVERS

12-1

FORCING 30+ TURNOVERS

2-0

IN DAY GAMES

9-4

IN NIGHT GAMES

9-2

ON SUNDAY

5-2

ON MONDAY

1-1

ON TUESDAY

1-0

ON WEDNESDAY

2-1

ON THURSDAY

5-2

ON FRIDAY

2-0

ON SATURDAY

2-0

IN NOVEMBER

7-1

IN DECEMBER

6-0

IN JANUARY

5-4

IN FEBRUARY

0-2

IN MARCH

0-0

VS. SEC

5-5

VS. SEC AT MEMORIAL GYM

3-2

VS. SEC ON THE ROAD

2-3

VS. RANKED OPPONENTS

2-3

WINNING THE OPENING TIP

14-3

LOSING THE OPENING TIP

4-3

WEARING WHITE

9-1

WEARING VANDY SCRIPT WHITE

2-1

WEARING GOLD

1-0

WEARING BLACK

4-2

WEARING V BLACK

1-1

WEARING GRAY

1-1

WEARING PLAY4KAY JERSEY

0-0





2024-25 GAME LEADERS

OPPONENT	DATE	SCORE	W/L	POINTS	REBOUNDS	ASSISTS	STEALS	BLOCKS
Lipscomb	11-04-24	102-50	W	Pierre (25)	Pierre (14)	Blakes (5)	Greene (6)	Mitchell (1)
Austin Peay	11-08-24	93-37	W	Blakes/Moore (16)	Pierre (10)	Greene/Moore (3)	Blakes (3)	Kapinus/Makurat/Nwaba (2)
at South Florida	11-14-24	62-49	W	Pierre (17)	Pierre (10)	Oliver (3)	Blakes/Oliver (2)	--
Butler	11-17-24	81-52	W	Blakes (29)	Pierre (8)	Oliver (6)	Pierre (4)	Kapinus/Nwaba (1)
Hampton	11-20-24	94-45	W	Blakes (22)	Pierre (12)	Blakes (8)	Blakes/Pierre (3)	Nwaba (3)
Samford	11-22-24	104-59	W	Pierre (21)	Pierre (12)	Greene/Kapinus (6)	Kapinus/Pierre (4)	Blakes/Kapinus/Mitchell (1)
vs. Arizona	11-26-24	71-60	W	Pierre (25)	Pierre (15)	Blakes/Moore (4)	Pierre (7)	Kapinus (2)
vs. Michigan State	11-27-24	70-78	L	Pierre (19)	Mitchell/Oliver/Pierre (6)	Oliver/Pierre (4)	Pierre (4)	Kapinus/Mitchell/Oliver (1)
Appalachian State	12-01-24	94-40	W	Blakes (20)	Kapinus/Pissott (7)	Blakes (6)	Blakes (7)	Nwaba (1)
at Miami (Fla.)	12-04-24	88-70	W	Pierre (28)	Pierre (13)	Moore (7)	Pierre (4)	Moore (1)
Evansville	12-14-24	106-40	W	Pierre (42)	Pierre (18)	Blakes/Moore (3)	Pierre (8)	Mitchell (2)
at Dayton	12-19-24	80-66	W	Greene (25)	Pierre (10)	Oliver (7)	Blakes (5)	Oliver (3)
West Georgia	12-21-24	103-68	W	Blakes (24)	Pierre (10)	Blakes (6)	Oliver (4)	Oliver (3)
Alabama A&M	12-29-24	93-64	W	Pierre (29)	Oliver/Pierre (7)	Oliver (8)	Pierre (4)	Blakes/Pierre (1)
Georgia	01-02-25	108-82	W	Blakes (36)	Oliver (10)	Oliver (11)	Mitchell (2)	Moore (2)
Kentucky	01-05-25	78-96	L	Blakes (24)	Pierre (11)	Pierre (5)	Blakes (3)	Blakes (1)
at Ole Miss	01-09-25	59-87	L	Blakes (19)	Blakes (5)	Oliver (6)	Greene/Moore/Pierre (2)	Pierre (1)
at LSU	01-13-25	77-83	L	Pierre (28)	Pierre (8)	Blakes (4)	Moore/Nwaba (3)	Blakes (2)
Tennessee	01-19-25	71-70	W	Blakes (23)	Pierre (8)	5 Tied w/ 2	Greene/Nwaba/Oliver (1)	Kapinus/Moore/Oliver (1)
Arkansas	01-23-25	101-60	W	Blakes (24)	Pierre (9)	Oliver (6)	Kapinus (6)	Kapinus/Pierre/Pissott/Mitchell (1)
at Alabama	01-26-25	66-64	W	Blakes (33)	Pierre (14)	Pierre (3)	Pierre (5)	Oliver (1)
at Florida	01-30-25	99-86	W	Blakes (53)	Pierre (11)	Moore (6)	Blakes/Pierre (3)	Mitchell (3)
Ole Miss	02-02-25	61-76	L	Pierre (24)	Pierre (7)	Oliver (3)	Oliver/Pierre (3)	Blakes/Pierre (1)
at Texas	02-06-25	66-87	L	Pierre (26)	Pierre (7)	Oliver (4)	Oliver (4)	Mitchell/Oliver (1)
Mississippi State	02-13-25							
at Auburn	02-16-25							
at Oklahoma	02-20-25							
South Carolina	02-23-25							
Texas A&M	02-27-25							
at Missouri	03-02-25							

POINTS	REBOUNDS	ASSISTS	STEALS	BLOCKS
Mikayla Blakes 12 (10-2)	Khamil Pierre 21 (16-5)	Jordyn Oliver 11 (7-4)	Khamil Pierre 12 (9-3)	Lelilani Kapinus 7 (6-1)
Khamil Pierre 11 (7-4)	Jordyn Oliver 3 (2-1)	Mikayla Blakes 8 (7-1)	Mikayla Blakes 7 (6-1)	Aiyana Mitchell 7 (5-2)
Madison Greene 1 (1-0)	Leilani Kapinus 1 (1-0)	Iyana Moore 6 (6-0)	Jordyn Oliver 5 (3-2)	Jordyn Oliver 6 (4-2)
Iyana Moore 1 (1-0)	Justine Pissott 1 (1-0)	Khamil Pierre 4 (2-2)	Madison Greene 3 (2-1)	Mikayla Blakes 5 (2-3)
	Aiyana Mitchell 1 (0-1)	Madison Greene 2 (2-0)	Leilani Kapinus 2 (2-0)	Jane Nwaba 4 (4-0)
	Mikayla Blakes 1 (0-1)	Leilani Kapinus 2 (2-0)	Iyana Moore 2 (0-2)	Khamil Pierre 4 (2-2)
			Aiyana Mitchell 1 (1-0)	Iyana Moore 3 (3-0)
			Jane Nwaba 1 (1-0)	Aga Makurat 1 (1-0)
			Iyana Moore 1 (0-1)	Justine Pissott 1 (1-0)

2024-25 GAME HIGHS & LOWS

HIGHS

Points	108	vs. Georgia (01/02/25)
FG Made	44	vs. Evansville (12/14/24)
FG Attempts	93	vs. Evansville (12/14/24)
3-Pt FG Made	13	vs. Appalachian St. (12/1/24)
		vs. Arkansas (01/23/25)
3-PT FG Attempts	38	vs. Appalachian St. (12/1/24)
FT Made	29	vs. Georgia (01/02/25)
FT Attempts	31	vs. Arizona (11/26/24)
		vs. Georgia (01/02/25)
Rebounds	56	vs. Samford (11/22/24)
Assists	30	vs. Alabama A&M (12/29/24)
Steals	24	vs. Evansville (12/14/24)
Blocks	9	vs. West Georgia (12/21/24)
Turnovers	23	vs. Arizona (11/26/24)
		at Ole Miss (01/09/25)
Fouls	27	at Texas (02/06/25)

LOWS

Points	59	at Ole Miss (01/09/25)
FG Made	21	vs. Arizona (11/26/24)
FG Attempts	49	vs. Ole Miss (02/02/25)
3-Pt FG Made	2	vs. Evansville (12/14/24)
		vs. Ole Miss (02/02/25)
		at Texas (02/06/25)
3-PT FG Attempts	9	vs. Ole Miss (02/02/25)
FT Made	3	at South Florida (11/14/24)
FT Attempts	8	at South Florida (11/14/24)
Rebounds	23	vs. Ole Miss (02/02/25)
Assists	6	at South Florida (11/14/24)
Steals	3	vs. Tennessee (01/19/25)
Blocks	0	at South Florida (11/14/24)
Turnovers	5	vs. Georgia (01/02/25)
Fouls	9	vs. Alabama A&M (12/29/24)



VANDERBILT STATS

BENCH PRODUCTION

Game	VU-OPP	Diff.	Top Bench Scorer
Lipscomb	31-25	+6	Madison Greene, 14
Austin Peay	35-12	+23	Madison Greene, 13
at South Fla.	6-32	-26	Makurat/Mitchell/Moore, 2
Butler	17-18	-1	Aiyana Mitchell, 6
Hampton	33-18	+15	Madison Greene, 11
Samford	43-18	+25	Madison Greene, 16
vs. Arizona	15-6	+9	Leilani Kapinus, 7
vs. Michigan St.	7-9	-2	Aiyana Mitchell, 6
Appalachian St.	31-24	+7	Aga Makurat, 7
at Miami	17-11	+6	Leilani Kapinus, 8
Evansville	24-9	+15	Leilani Kapinus, 10
at Dayton	27-18	+9	Madison Greene, 25
West Georgia	35-29	+6	Leilani Kapinus, 10
Alabama A&M	30-18	+12	Madison Greene, 12
Georgia	14-34	-20	Madison Greene, 10
Kentucky	7-4	+3	Madison Greene, 3
at Ole Miss	13-16	-3	Madison Greene, 9
at LSU	4-9	-5	L. Kapinus/M. Greene, 2
Tennessee	6-9	-3	Madison Greene, 4
Arkansas	24-34	-10	Madison Greene, 10
at Alabama	8-8	--	Leilani Kapinus, 8
at Florida	17-9	+8	Justine Pissott, 7
Ole Miss	8-15	-7	Madison Greene, 5
at Texas	8-27	-19	Mitchell/Pissott, 4
Total	460-412	+48	Madison Greene, 158
AVG.	19.2-17.2	+2.0	Madison Greene, 7.9 ppg

SPECIALTY STATS

Game	Off TO	Paint	2nd Chance	Fastbreak
Lipscomb	22-8	70-22	23-8	27-3
Austin Peay	33-10	42-20	20-4	24-1
at South Fla.	19-12	28-24	12-7	3-4
Butler	41-13	30-20	10-7	14-7
Hampton	36-12	46-28	19-4	13-6
Samford	24-3	60-22	28-9	26-9
vs. Arizona	29-19	20-40	17-13	9-8
vs. Michigan St.	23-20	42-48	14-16	15-6
Appalachian St.	33-7	38-22	21-7	21-2
at Miami	27-14	46-40	16-2	8-3
Evansville	54-3	76-20	40-9	25-4
at Dayton	32-7	28-42	14-8	14-6
West Georgia	37-16	62-22	29-13	30-16
Alabama A&M	24-11	60-42	19-9	23-14
Georgia	26-8	34-48	15-13	15-12
Kentucky	7-16	26-26	26-9	5-6
at Ole Miss	19-22	34-38	9-10	7-10
at LSU	17-21	32-44	6-17	17-13
Tennessee	13-10	24-32	10-8	15-14
Arkansas	40-13	40-24	9-12	22-13
at Alabama	30-15	30-44	11-9	16-15
at Florida	31-14	42-56	14-19	19-13
Ole Miss	6-21	32-54	5-21	8-10
at Texas	14-27	30-28	21-16	13-7
Total	637-322	972-806	408-250	389-202
AVG.	26.6-13.4	40.5-33.6	17.0-10.4	16.2-8.4



2024-25 GAME COMPARISON

Opponent	1st	2nd	3rd	4th	Final	Mar	Total FG	FG Pct	3-Pointers	3FG Pct	Free Throws	FT Pct	Rebs	Mar	Ast	TOver	Block	Steal	Fouls
Lipscomb	31-15	22-10	28-14	21-11	102-50	+52	43-81/17-61	.531/.279	5-17/6-35	.294/.171	11-14/10-17	.786/.588	54-32	+22	17-6	12-23	1-2	15-2	15-17
Austin Peay	24-16	28-10	26-4	15-7	93-37	+56	32-71/15-52	.451/.288	6-17/3-14	.353/.214	23-30/4-14	.767/.286	55-28	+27	15-6	12-25	8-2	10-6	15-27
at South Florida	19-17	15-9	20-11	8-12	62-49	+13	26-68/21-57	.382/.368	7-28/4-18	.250/.222	3-8/3-3	.375/1.000	37-43	-6	6-13	12-23	0-8	8-5	11-14
Butler	17-8	20-12	22-16	22-16	81-52	+19	29-57/18-47	.509/.383	8-18/8-18	.444/.444	15-19/8-11	.789/.727	33-25	+8	18-12	21-30	2-0	17-12	16-16
Hampton	23-21	28-7	25-4	18-13	94-45	+49	38-70/18-49	.543/.367	8-25/3-12	.320/.250	10-12/6-8	.833/.750	40-24	+16	22-9	11-24	6-1	11-7	11-15
Samford	19-21	24-8	23-16	38-14	104-59	+45	42-83/22-56	.506/.393	8-19/11-29	.421/.379	12-20/4-8	.600/.500	56-26	+30	23-16	11-22	3-2	17-8	17-19
vs. Arizona	15-7	16-11	19-19	21-23	71-60	+11	21-54/25-58	.389/.431	6-14/4-16	.429/.250	23-31/6-11	.742/.545	40-33	+7	12-12	23-26	2-2	19-11	19-22
vs. Michigan State	19-16	8-13	22-16	21-33	70-78	-8	26-64/28-65	.496/.431	3-14/4-12	.214/.333	15-20/18-25	.750/.720	34-48	-14	17-15	21-24	3-7	15-14	22-21
Appalachian State	33-2	18-13	14-16	29-9	94-40	+54	33-77/16-54	.429/.296	13-38/3-16	.342/.188	15-15/5-8	1.000/.625	48-36	+12	23-8	6-21	1-3	14-3	10-15
at Miami	23-13	23-18	23-24	19-15	88-70	+18	34-68/28-53	.500/.528	9-24/6-17	.375/.353	11-15/8-11	.733/.727	36-24	+12	20-14	15-21	1-1	7-8	16-16
Evansville	34-12	24-8	28-11	20-9	106-40	+66	44-93/15-54	.473/.278	2-24/4-27	.083/.148	16-19/6-9	.842/.667	55-36	+19	13-8	9-36	4-2	24-2	15-18
at Dayton	33-15	13-24	13-17	21-10	80-66	+14	29-76/26-53	.382/.491	9-26/3-14	.346/.214	13-15/11-12	.867/.917	33-42	-9	18-16	8-26	3-4	16-3	14-15
West Georgia	24-14	35-13	20-25	24-16	103-68	+35	41-84/25-68	.488/.368	7-27/10-29	.259/.345	14-19/8-12	.737/.667	51-41	+10	23-19	13-26	9-3	17-8	11-13
Alabama A&M	24-16	21-11	22-19	26-18	93-64	+19	40-71/27-64	.563/.422	5-19/5-16	.263/.313	8-14/5-9	.571/.556	41-30	+11	30-13	15-19	2-2	13-9	9-14
Georgia	26-13	24-16	29-28	29-25	108-82	+26	34-71/32-69	.479/.464	11-25/4-17	.440/.235	29-31/14-20	.935/.700	35-44	-9	27-17	8-18	6-1	5-4	18-22
Kentucky	17-31	21-20	19-19	21-26	78-96	-18	27-74/33-61	.365/.541	9-30/15-31	.300/.484	15-20/15-20	.750/.750	39-41	-2	11-20	7-10	1-4	5-4	20-19
at Ole Miss	11-17	14-27	12-27	22-16	59-87	-28	23-53/33-63	.434/.524	4-17/9-22	.235/.409	9-14/12-13	.643/.923	26-36	-10	16-26	23-26	1-3	9-18	13-17
at LSU	21-21	16-16	20-21	20-25	77-83	-6	27-57/34-71	.474/.479	5-14/3-9	.357/.333	18-22/12-18	.818/.667	25-45	-20	12-13	16-17	2-5	9-8	19-20
Tennessee	21-21	16-5	17-19	17-25	71-70	+1	23-62/26-68	.371/.382	6-19/6-26	.316/.231	19-22/12-15	.864/.800	40-42	-2	12-12	12-10	3-3	3-5	16-23
Arkansas	26-10	27-17	19-20	29-13	101-60	+41	39-69/24-60	.565/.400	13-25/8-24	.520/.333	10-12/4-7	.833/.571	35-33	+2	21-8	14-26	4-1	17-5	12-8
at Alabama	15-19	12-15	17-7	22-23	66-64	+2	23-68/27-52	.338/.519	4-16/5-17	.250/.294	16-21/5-6	.762/.833	39-36	+3	10-14	14-23	1-3	17-8	15-17
at Florida	19-16	27-10	27-30	26-30	99-86	+13	34-64/33-67	.531/.493	11-21/3-15	.524/.200	20-25/17-23	.800/.739	34-36	-2	17-12	15-18	3-0	11-6	21-22
Ole Miss	11-12	10-20	20-25	20-19	61-76	-15	23-49/32-59	.469/.542	2-9/2-12	.222/.167	13-16/10-14	.813/.714	23-32	-9	8-15	18-14	2-5	9-11	15-15
at Texas	10-21	15-17	25-25	16-24	66-87	-21	22-57/28-53	.386/.528	2-11/9-13	.182/.692	20-26/22-26	.769/.846	34-31	+3	8-18	17-14	2-7	10-9	27-19
Mississippi State																			
at Auburn																			
at Oklahoma																			
South Carolina																			
Texas A&M																			
at Missouri																			
SEASON TOTAL	515-377	477-330	510-433	525-432	2027-1569	+458	753-1641/603-1414	.459/.426	163-497/138-459	.328/.301	358-460/225-320	.778/.703	943-844	+99	399-322	333-514	70-71	298-168	379-424
SEASON AVG	21.5-15.7	19.9-13.8	21.3-18.0	21.9-18.0	84.5-65.4	+19.1	31.4-68.4/25.1-58.9		6.8-20.7/5.8-19.1		14.9-19.2/9.4-13.3		39.3-35.2	+4.1	16.6-13.4	13.9-21.4	2.9-3.0	12.4-7.0	15.8-17.7

SEASON HIGH | SEASON LOW

2024-25 GAME-BY-GAME STATS

			Total		3-Pointers		Free throws		Rebounds										
Opponent	Date	Score	FG-FGA	PCT	3FG-3FGA	PCT	FT-FTA	PCT	OFF	DEF	TOT	AVG	PF	A	TO	BLK	STL	PTS	AVG
Lipscomb	11/04/2024	102-50 W	43-81	.531	5-17	.294	11-14	.786	22	32	54	54.0	17	17	12	1	15	102	102.0
Austin Peay	11/08/2024	93-37 W	32-71	.451	6-17	.353	23-30	.767	21	34	55	54.5	15	15	12	8	10	93	97.5
at South Fla.	11/14/2024	62-49 W	26-68	.382	7-28	.250	3-8	.375	12	25	37	48.7	11	6	12	0	8	62	85.7
Butler	11/17/2024	81-52 W	29-57	.509	8-18	.444	15-19	.789	13	20	33	44.8	16	18	21	2	17	81	84.5
Hampton	11/20/2024	94-45 W	38-70	.543	8-25	.320	10-12	.833	15	25	40	43.8	11	22	11	6	11	94	86.4
Samford	11/22/2024	104-59 W	42-83	.506	8-19	.421	12-20	.600	27	29	56	45.8	17	23	11	3	17	104	89.3
vs Arizona	11/26/2024	71-60 W	21-54	.389	6-14	.429	23-31	.742	15	25	40	45.0	19	12	23	2	19	71	86.7
vs Michigan St.	11/27/2024	70-78 L	26-64	.406	3-14	.214	15-20	.750	14	20	34	43.6	22	17	21	3	15	70	84.6
App State	12/01/2024	94-40 W	33-77	.429	13-38	.342	15-15	1.000	18	30	48	44.1	10	23	6	1	14	94	85.7
at Miami (FL)	12/04/2024	88-70 W	34-68	.500	9-24	.375	11-15	.733	17	19	36	43.3	16	20	15	1	7	88	85.9
Evansville	12/14/2024	106-40 W	44-93	.473	2-24	.083	16-19	.842	29	26	55	44.4	15	13	9	4	24	106	87.7
at Dayton	12/19/2024	80-66 W	29-76	.382	9-26	.346	13-15	.867	16	17	33	43.4	14	18	8	3	16	80	87.1
West Ga.	12/21/2024	103-68 W	41-84	.488	7-27	.259	14-19	.737	24	27	51	44.0	11	23	13	9	17	103	88.3
Alabama A&M	12/29/2024	93-64 W	40-71	.563	5-19	.263	8-14	.571	13	28	41	43.8	9	30	15	2	13	93	88.6
Georgia	01/02/2025	108-82 W	34-71	.479	11-25	.440	29-31	.935	10	25	35	43.2	18	27	8	6	5	108	89.9
Kentucky	01/05/2025	78-96 L	27-74	.365	9-30	.300	15-20	.750	19	20	39	42.9	20	11	7	1	5	78	89.2
at Ole Miss	01/09/2025	59-87 L	23-53	.434	4-17	.235	9-14	.643	7	19	26	41.9	13	16	23	1	9	59	87.4
at LSU	01/13/2025	77-83 L	27-57	.474	5-14	.357	18-22	.818	7	18	25	41.0	19	12	16	2	9	77	86.8
Tennessee	01/19/2025	71-70 W	23-62	.371	6-19	.316	19-22	.864	14	26	40	40.9	16	12	12	3	7	71	86.0
Arkansas	01/23/2025	101-60 W	39-69	.565	13-25	.520	10-12	.833	11	24	35	40.7	12	21	14	4	17	101	86.8
at Alabama	01/26/2025	66-64 W	23-68	.338	4-16	.250	16-21	.762	20	19	39	40.6	15	10	14	1	17	66	85.8
at Florida	01/30/2025	99-86 W	34-64	.531	11-21	.524	20-25	.800	12	22	34	40.3	21	17	15	3	11	99	86.4
Ole Miss	02/02/2025	61-76 L	23-49	.469	2-9	.222	13-16	.813	7	16	23	39.5	15	8	18	2	9	61	85.3
at Texas	02/06/2025	66-87 L	22-57	.386	2-11	.182	20-26	.769	18	16	34	39.3	27	8	17	2	10	66	84.5
Total		2027	753-1641	.459	163-497	.328	358-460	.778	381	562	943	39.3	379	399	333	70	298	2027	84.5
Opponents		1569	603-1414	.426	138-459	.301	225-320	.703	287	557	844	35.2	424	322	514	71	168	1569	65.4

Vanderbilt Averages

Games Played	Points/game	FG Pct	3FG Pct	FT Pct	Rebounds/game	Assists/game	Turnovers/game	Assist/Turnover ratio	Steals/game	Blocks/game
24	84.5	45.9	32.8	77.8	39.3	16.6	13.9	1.2	12.4	2.9





THE SHEA RALPH FILE

Head Coach Vanderbilt (2021-Current)

- 69-54 overall record in four seasons at Vanderbilt
- Guided Vanderbilt to its first NCAA Tournament bid since the 2014 NCAA Tournament in 2023-24 and posted the Dores' first NCAA Tournament victory since 2013
- Posted the largest win improvement from one season to next in school history during the 2023-24 season, as Vandy's 23 victories marked an 11-win improvement from 2022-23
- Led Vanderbilt to its first postseason bid since the 2013-14 campaign with an appearance in the 2022 WNIT in her debut season in 2021-22
- Guided Vandy to a school record six SEC road wins in '23-'24
- Five players have earned All-SEC honors under Ralph

Assistant Coach UConn (2008-2021)

- 462-22 in 13 seasons as an assistant coach at UConn
- Won Six NCAA National Championships
- 12 Final Four Appearances
- 16 Conference Titles
- Coached 21 WNBA Draft Picks, 9 top-5 picks, three No. 1 picks

Assistant Coach Pittsburgh (2003-2008)

- 86-66 in five seasons as an assistant coach at Pittsburgh
- 2008 Sweet 16 Appearance
- Two NCAA Tournament Appearances (2007 & 08)
- 2006 WNIT Final Four

Player UConn (1996-2001)

- Drafted by Utah Starzz in 2001 WNBA Draft
- Scored 1,678 career points, Ranks 8th in UConn history
- Won 2000 NCAA National Championship
- 2000 NCAA Women's Final Four MVP
- 2000 Big East Player of the Year
- 2000 All-American
- 2000 Sports Illustrated Women's College Player of the Year
- Honda Award Winner

SHEA RALPH

HEAD COACH
FOURTH SEASON
UConn - '01

Shea Ralph was named the sixth head coach in Vanderbilt women's basketball history on April 13, 2021. The 2024-25 campaign marks her fourth season leading the Commodores.

Ralph orchestrated one of the biggest turn-arounds in program history during the 2023-24 season, as the Commodores went from being projected last in the SEC preseason polls to earning the program's first bid into the NCAA Tournament in 10 seasons.

Vanderbilt went 23-10 in Year 3 under Ralph's direction, as the Commodores made their first appearance in the NCAA Tournament since the 2013-14 campaign. The 23 wins marked an 11-win improvement from a season ago, which is the second-largest win improvement from one season to the next in program history.

The Commodores went out and proved the preseason prognosticators wrong in 2023-24, as Vandy finished sixth in the SEC after being picked 13th in the Preseason SEC Coaches Poll and 14th in the Preseason SEC Media Poll. The Dores went 9-7 in SEC play and won a program-record six road SEC games. The nine SEC wins were the most for Vanderbilt since the 2012-13 campaign. The Commodores earned the No. 6 seed in the 2024 SEC Women's Basketball Tournament, which was the program's highest seed at the SEC Tournament since 2011.

Vanderbilt's at-large bid into the 2024 NCAA



Tournament marked the second time in her three seasons that Ralph has led the Commodores to the postseason.

A total of three Commodores earned All-SEC honors in Year 3 under Ralph. Iyana Moore made her first appearance on the All-SEC second team, while Jordyn Cambridge was named to the All-SEC defensive team for a school-record third time. Khamil Pierre was named to the All-SEC freshman team, making her the third Commodore to earn a spot on the team under Ralph, joining Moore and Sacha Washington. Pierre also was named SEC Freshman of the Week a program record five times during the season.

Vanderbilt's hard-nosed and gritty approach helped the Commodores become one of the elite defensive teams in the SEC, as Vandy ranked third in steals per game at 10.2 steals. The Dores' 315 steals during the 2023-24 campaign are the third-most in a season in program history.

Vanderbilt was hit hard with a plethora of pre-season injuries to begin the 2022-23 campaign. Coach Ralph was able to rally the Commodores and record a second-straight double-digit win season, marking the first time in six years that Vandy has posted back-to-back double-digit win campaigns.

During the 2022-23 campaign, Ralph guided Vanderbilt to a winning record inside Memorial Gymnasium for the 38th time in the last 40 seasons. The Commodores won nine games at Memorial Gym, which included victories over Texas A&M, Arkansas, and Kentucky.

Ralph was key in the development of Cijia Harbison, who transferred into the program for her graduate season and become one of the most prolific scorers in the SEC. Harbison earned second team All-SEC honors after averaging 19.6 points per game and shot 40.6% from the field. The only player in the SEC to score 40 points in a game this season, Harbison had three outings with 30-plus points among the 23 times she has scored in double figures while recording the





highest scoring average of her collegiate career. Harbison has led the Commodores in scoring 16 times, assists on 20 occasions and steals in 15 games. Harbison tied a school record with 41 points and added five steals in a January win over Texas A&M

In her inaugural season, Ralph led Vanderbilt to its first postseason appearance since 2014. The Commodores reached the third round of the Women's National Invitation Tournament, their longest postseason run since 2013. Vanderbilt also recorded its first SEC Tournament victory in six years when it defeated Texas A&M 85-69 on March 2, 2022.



In all, Ralph accrued the third-most wins of any women's basketball coach in a debut season. That included a 63-59 victory against No. 15 Florida in Memorial Gymnasium on Feb. 24, 2022, the program's first win against a ranked opponent since 2020.

Ralph wasted no time helping individual student-athletes realize their full potential. Jordyn Cambridge, Iyana Moore and Sacha Washington earned All-SEC accolades during the 2021-22 campaign. Cambridge recorded the program's first postseason triple-double during the SEC Tournament, while she and Moore contributed to a program-record 17 3-pointers against Alabama State on Dec. 28, 2021.

A seven-time national champion as a student-athlete or coach, Ralph arrived at Vanderbilt after spending the previous 13 seasons as an assistant coach alongside Geno Auriemma at the University of Connecticut. While serving as a coach at her alma mater, Ralph helped guide the Huskies to 12 Final Four appearances and six national championships, including a record four consecutive titles from 2013-16.

Ralph was an instrumental figure in recruiting and player development with the Huskies. She mentored standouts like Paige Bueckers, who in 2020-21 became the first freshman to sweep the major national player-of-the-year awards:

RALPH'S CAREER RECORD

SEASON	TEAM	OVERALL	CONF.	CONF. FINISH	POSTSEASON
1996-97	UConn (Player)	33-1	18-0	1st	Elite Eight
1997-98	UConn (Player)	34-3	17-1	1st	Elite Eight
1998-99	UConn (Player)	29-5	17-1	T-1st	Sweet 16
1999-00	UConn (Player)	36-1	18-0	T-1st	NCAA Champions
2000-01	UConn (Player)	32-3	17-1	1st	Final Four
2003-04	Pittsburgh (AC)	6-20	2-14	13th	--
2004-05	Pittsburgh (AC)	13-15	5-11	10th	--
2005-06	Pittsburgh (AC)	22-11	9-7	T-6th	WNIT Final Four
2006-07	Pittsburgh (AC)	24-9	10-6	T-5th	NCAA 2nd Rd
2007-08	Pittsburgh (AC)	24-11	10-6	T-5th	Sweet 16
2008-09	UConn (AC)	39-0	16-0	1st	NCAA Champions
2009-10	UConn (AC)	39-0	16-0	1st	NCAA Champions
2010-11	UConn (AC)	36-2	16-0	1st	Final Four
2011-12	UConn (AC)	33-5	13-3	T-2nd	Final Four
2012-13	UConn (AC)	35-4	14-2	2nd	NCAA Champions
2013-14	UConn (AC)	40-0	18-0	1st	NCAA Champions
2014-15	UConn (AC)	38-1	18-0	1st	NCAA Champions
2015-16	UConn (AC)	38-0	18-0	1st	NCAA Champions
2016-17	UConn (AC)	36-1	16-0	1st	Final Four
2017-18	UConn (AC)	36-1	16-0	1st	Final Four
2018-19	UConn (AC)	35-3	16-0	1st	Final Four
2019-20	UConn (AC)	29-3	16-0	1st	Tournament Canceled
2020-21	UConn (AC)	28-2	18-0	1st	Final Four
2021-22	Vanderbilt (HC)	16-19	4-12	T-12th	WNIT Sweet 16
2022-23	Vanderbilt (HC)	12-19	3-13	12th	--
2023-24	Vanderbilt (HC)	23-10	9-7	6th	NCAA 1st Rd
2024-25	Vanderbilt (HC)	18-6	5-5	--	--

AT VANDERBILT: 69-54 (.561) - Four Seasons

TOTAL: 783-155 (.835) - 27 Seasons

7- NCAA National Titles ('00, '09, '10, '13, '14, '15, '16)

14 - NCAA Final Fours ('00, '01, '09, '10, '11, '12, '13, '14, '15, '16, '17, '18, '19)

16 - NCAA Elite Eights ('97, '98, '00, '01, '09, '10, '11, '12, '13, '14, '15, '16, '17, '18, '19)

18 - NCAA Sweet 16 Appearances | 16 - Conference Regular Season Championships

the Naismith Trophy, Associated Press Player of the Year, USBWA National Player of the Year, Liebman Award and Wooden Award.

In all, Ralph worked with 21 WNBA draft picks at UConn, including nine top-five picks and three No. 1 overall selections: Tina Charles, Maya Moore and Breanna Stewart.

Prior to returning to UConn as an assistant, Ralph spent five seasons at the University of Pittsburgh from 2003-08. She was instrumental in a period of unprecedented success, helping the Panthers improve from single-digit victories to at least 22 victories in each of her final three seasons. Pitt also reached the Sweet 16 for the first time in program history in 2008.

As one of the most celebrated student-athletes in women's basketball history, Ralph ranks eighth in UConn's storied record book with 1,678 points. She also ranks among the program's all-time top 10 in career assists (456), steals (252) and field goal percentage (57.9). Ralph graduated from Connecticut in 2001 with a degree in exercise physiology.

In leading UConn to a national championship in 2000, Ralph was named an All-American and Big East Player of the Year. She was selected at the most valuable player in the 2000 NCAA Women's Final Four. She also won the Honda Award, presented to the premier female student-athlete in 12 collegiate sports, and the "Sports Illustrated for Women" Player of the Year.

Ralph was selected by the Utah Starzz in the 2001 WNBA Draft, but was unable to pursue a professional career due to a knee injury.

Ralph and her husband, Tom Garrick, have one daughter, Maysen. Currently a member of the Vanderbilt coaching staff, Garrick served as head coach of the UMass-Lowell women's basketball program from 2018-21 and previously served as a Vanderbilt assistant from 2009-15.



1 MIKAYLA BLAKES

@mikaylablakes
@mikaylablakes
@mikaylablakes

G // 5-8 // Fr. // Somerset, N.J. (Rutgers Prep HS)

SEASON HIGHS

Points // 53, at Florida (01/30/25)
FG Made // 16, at Florida (01/30/25)
FG Attempts // 24, at Florida (01/30/25)
3-Pt Made // 5 (4x), Last: at Florida (01/30/25)
3-Pt Attempt // 14, at Miami (12/04/24)
FT Made // 16, at Florida (01/30/25)
FT Attempt // 18, at Florida (01/30/25)
Rebounds // 6, at LSU (01/13/25)
Assists // 8, Hampton (11/20/24)
Steals // 7, vs. Appalachian State (12/1/24)
Blocks // 2, at LSU (01/13/25)
Minutes // 39, at Florida (01/30/25)

CAREER HIGHS

Points // 53, at Florida (01/30/25)
FG Made // 16, at Florida (01/30/25)
FG Attempts // 24, at Florida (01/30/25)
3-Pt Made // 5 (4x), Last: at Florida (01/30/25)
3-Pt Attempt // 14, at Miami (12/04/24)
FT Made // 16, at Florida (01/30/25)
FT Attempt // 18, at Florida (01/30/25)
Rebounds // 6, at LSU (01/13/25)
Assists // 8, Hampton (11/20/24)
Steals // 7, vs. Appalachian State (12/1/24)
Blocks // 2, at LSU (01/13/25)
Minutes // 39, at Florida (01/30/25)

- Set the NCAA True Freshman & SEC Single-Game Scoring Records w/ 53 pts at Florida (Jan. 30)
- Three-time USBWA Tamika Catchings National Freshman of the Week (Jan. 21, Jan. 28, Feb. 4)
- 6-Time SEC Freshman of the Week (Nov. 19, Nov. 26, Dec. 10, Jan. 28, Feb. 4, Feb. 11)
- NCAA.com Player of the Week (Jan. 21)
- AP Player of the Week (Feb. 4)
- Leads all NCAA Division I freshmen in scoring (22.1 ppg)
- First NCAA Division I freshman to score over 500 pts this season

SUPERLATIVES	24-25 CAREER		SUPERLATIVES	24-25 CAREER	
10+ POINTS	23	23	3+ ASSISTS	12	12
15+ POINTS	20	20	3+ STEALS	11	11
20+ POINTS	15	15	2+ BLOCKS	1	1
30+ POINTS	3	3	DOUBLE-DOUBLES	--	--
40+ POINTS	1	1	LED VANDY IN PTS	10	10
50+ POINTS	1	1	LED VANDY IN REB	1	1
MADE 3+ 3-PT FG	6	6	LED VANDY IN AST	8	8
10+ REBS	--	--	LED VANDY IN STL	4	4
			LED VANDY IN BLK	5	5

GAME-BY-GAME

DATE	OPPONENT	GS	MIN	FGM/A	FG%	3FG/A	3P%	FTM/A	FG% OFF	DEF TOT	AVG	PF	AST	T/O	BLK	STL	PTS	AVG
11.4.24	LIPSCOMB	*	25:31	9-18	.500	2-7	.286	3-3	1.000	2 3 5	5.0	2 5	0 0	0 0	2 23	23.0		
11.8.24	AUSTIN PEAY	*	15:31	5-8	.625	2-4	.500	4-5	.800	2 1 3	4.0	1 1	2 1	2 1	3 16	19.5		
11.14.24	AT SOUTH FLORIDA	*	31:24	6-14	.429	2-8	.250	2-4	.500	0 2 2	3.3	1 1	5 0	2 16	18.3			
11.17.24	BUTLER	*	35:34	9-18	.500	4-9	.444	7-8	.875	1 1 2	3.0	3 2	3 0	3 29	21.0			
11.20.24	HAMPTON	*	29:14	9-14	.643	1-5	.200	3-5	.600	1 2 3	3.0	2 8	3 0	3 22	21.2			
11.22.24	SAMFORD	*	23:12	5-12	.417	2-5	.400	2-2	1.000	1 2 3	3.0	2 5	3 1	2 14	20.0			
11.26.24	VS. ARIZONA	*	34:31	6-14	.429	5-8	.625	6-6	1.000	0 2 2	2.9	4 4	1 0	4 23	20.4			
11.27.24	VS. MICHIGAN ST.	*	26:36	3-10	.300	1-4	.250	6-6	1.000	1 0 1	2.6	3 3	3 0	2 13	19.5			
12.1.24	APPALACHIAN ST.	*	28:35	7-15	.467	2-8	.250	4-4	1.000	2 1 3	2.7	2 6	2 0	7 20	19.6			
12.4.24	AT MIAMI	*	37:14	10-22	.455	5-14	.357	1-2	.500	0 1 1	2.5	2 3	3 0	0 26	20.2			
12.14.24	EVANSVILLE	*	26:07	7-19	.368	1-7	.143	7-7	1.000	3 1 4	2.6	2 3	1 0	1 22	20.4			
12.19.24	AT DAYTON	*	26:50	6-17	.353	2-8	.250	2-2	1.000	1 0 1	2.5	4 1	3 0	5 16	20.0			
12.21.24	WEST GEORGIA	*	27:09	12-20	.600	0-6	.000	0-0	.000	2 2 4	2.6	1 6	2 0	3 24	20.3			
12.29.24	ALABAMA A&M	*	17:01	2-9	.222	0-5	.000	1-3	.333	1 2 3	2.6	0 1	1 1	3 5	19.2			
1.2.25	GEORGIA	*	32:42	9-20	.450	5-9	.556	13-14	.929	2 1 3	2.7	3 5	0 1	1 36	20.3			
1.5.25	KENTUCKY	*	35:34	9-22	.409	3-11	.273	3-4	.750	4 1 5	2.8	4 0	4 1	3 24	20.6			
1.9.25	AT OLE MISS	*	36:11	8-16	.500	2-7	.286	1-2	.500	1 4 5	2.9	3 2	5 0	1 19	20.5			
1.13.25	AT LSU	*	37:28	4-13	.308	0-4	.000	4-4	1.000	2 4 6	3.1	1 4	9 2	2 12	20.0			
1.19.25	TENNESSEE	*	28:18	7-17	.412	2-6	.333	7-8	.875	2 0 2	3.1	4 2	3 0	0 23	20.2			
1.23.25	ARKANSAS	*	26:49	8-13	.615	4-6	.667	4-4	1.000	2 0 2	3.0	1 3	1 0	1 24	20.4			
1.26.25	AT ALABAMA	*	37:06	10-21	.476	3-8	.375	10-12	.833	1 4 5	3.1	2 1	3 0	3 33	21.0			
1.30.25	AT FLORIDA	*	39:26	16-24	.667	5-9	.556	16-18	.889	1 2 3	3.1	2 2	2 0	3 53	22.4			
2.2.25	OLE MISS	*	29:45	5-9	.556	0-2	.000	6-7	.857	0 2 2	3.0	3 1	6 1	1 16	22.1			
2.6.25	AT TEXAS	*	33:38	8-14	.571	0-2	.000	6-6	1.000	2 2 4	3.1	4 2	3 0	3 22	22.1			
2.13.25	MISSISSIPPI ST.																	
2.16.25	AT AUBURN																	
2.20.25	AT OKLAHOMA																	
2.23.25	SOUTH CAROLINA																	
2.27.25	TEXAS A&M																	
3.2.25	AT MISSOURI																	
TOTAL		24	721:25	180-379	.475	53-162	.327	118-136	.868	34 40 74	3.1	56 71	68 8	58 531	22.1			

CAREER STATS

YEAR	GP	GS	MIN	AVG	FG	FGA	PCT	3FG	3FGA	3PCT	FT	FTA	PCT	OFF	DEF	TOT	AVG	PF	FO	AST	TO	BLK	STL	PTS	AVG
2024-25	24	24	721	30.1	180	379	.475	53	162	.327	118	136	.868	34	40	74	3.1	56	0	71	68	8	58	531	22.1
CAREER	24	24	721	30.1	180	379	.475	53	162	.327	118	136	.868	34	40	74	3.1	56	0	71	68	8	58	531	22.1



2 JADA BROWN

@_jadabrown
@brownjadaa
@jadabrown_

G // 5-8 // Jr. // Bentonville, Ark. (Bentonville HS)

SEASON HIGHS

Points // 6, West Georgia (12/21/24)
FG Made // 2, West Georgia (12/21/24)
FG Attempts // 3, West Georgia (12/21/24)
3-Pt Made // 1 (2x), Last: West Georgia (12/21/24)
3-Pt Attempt // 2, West Georgia (12/21/24)
FT Made // 2, Lipscomb (11/4/24)
FT Attempt // 2 (2x), Last: West Georgia (12/21/24)
Rebounds // 2 (4x), Last: West Georgia (12/21/24)
Assists // 2, Alabama A&M (12/29/24)
Steals // 2 (2x), Last: West Georgia (12/21/24)
Blocks // --
Minutes // 13, Lipscomb (11/4/24)

CAREER HIGHS

Points // 12, vs. NC State (11/24/22)
FG Made // 4, vs. NC State (11/24/22)
FG Attempts // 12, Samford (11/10/22)
3-Pt Made // 4, vs. NC State (11/24/22)
3-Pt Attempt // 8, at LSU (01/01/23)
FT Made // 2 (7x), Last: Lipscomb (11/4/24)
FT Attempt // 2 (12x), Last: West Georgia (12/21/24)
Rebounds // 4 (4x), Last Radford (12/31/23)
Assists // 5, Tarleton State (11/15/22)
Steals // 2 (5x), Last: West Georgia (12/21/24)
Blocks // 1 (2x), Last: Florida (01/22/23)
Minutes // 42, Lipscomb (12/18/22)

- Apperead in 11 games off the bench in '24-25
- Shooting 54.5% from the field (6-of-11)
- Scored a season-high 6 pts in 10 min. vs. West Georgia
- Played in 59 career games with 22 starts at Vanderbilt
- Scored career-best 12 pts vs. NC State (11.24.22)
- SEC Winter Academic Honor Roll ('24)
- Majoring in Human & Organizational Development

SUPERLATIVES	24-25 CAREER	SUPERLATIVES	24-25 CAREER
10+ POINTS	-- 2	3+ STEALS	-- --
15+ POINTS	-- --	2+ BLOCKS	-- --
20+ POINTS	-- --	DOUBLE-DOUBLES	-- --
30+ POINTS	-- --	LED VANDY IN PTS	-- --
MADE 3+ 3-PT FG	-- 3	LED VANDY IN REB	-- --
10+ REBS	-- --	LED VANDY IN AST	-- 1
3+ ASSISTS	-- 1	LED VANDY IN STL	-- --
		LED VANDY IN BLK	-- --

GAME-BY-GAME

DATE	OPPONENT	GS	MIN	FGM/A	FG%	3FG/A	3P%	FTM/A	FG%	OFF	DEF	TOT	AVG	PF	AST	T/O	BLK	STL	PTS	AVG
11.4.24	LIPSCOMB		12:44	1-2	.500	0-0	.000	2-2	1.000	1	0	1	1.0	3	0	0	0	0	4	4.0
11.8.24	AUSTIN PEAY		08:06	0-1	.000	0-1	.000	0-0	.000	1	1	2	1.5	2	1	0	0	2	0	2.0
11.14.24	AT SOUTH FLORIDA		01:49	0-0	.000	0-0	.000	0-0	.000	0	0	0	1.0	0	0	0	0	0	0	1.3
11.17.24	BUTLER		03:55	0-1	.000	0-0	.000	0-0	.000	1	0	1	1.0	0	1	0	0	0	0	1.0
11.20.24	HAMPTON		03:57	0-0	.000	0-0	.000	0-0	.000	1	1	2	1.2	0	0	1	0	0	0	0.8
11.22.24	SAMFORD		02:55	0-0	.000	0-0	.000	0-0	.000	0	0	0	1.0	1	0	0	0	0	0	0.7
11.26.24	VS. ARIZONA																			
11.27.24	VS. MICHIGAN ST.																			
12.1.24	APPALACHIAN ST.		05:46	1-1	1.000	1-1	1.000	0-0	.000	0	2	2	1.1	0	1	0	0	1	3	1.0
12.4.24	AT MIAMI																			
12.14.24	EVANSVILLE		06:19	1-1	1.000	0-0	.000	0-0	.000	0	0	0	1.0	0	0	1	0	1	2	1.1
12.19.24	AT DAYTON																			
12.21.24	WEST GEORGIA		10:00	2-3	.667	1-2	.500	1-2	.500	0	2	2	1.1	1	0	0	0	2	6	1.7
12.29.24	ALABAMA A&M		04:01	0-0	.000	0-0	.000	0-0	.000	0	1	1	1.1	0	2	2	0	0	0	1.5
1.2.25	GEORGIA																			
1.5.25	KENTUCKY																			
1.9.25	AT OLE MISS																			
1.13.25	AT LSU																			
1.19.25	TENNESSEE																			
1.23.25	ARKANSAS		04:48	1-2	.500	0-1	.000	0-0	.000	0	1	1	1.1	0	0	2	0	0	2	1.5
1.26.25	AT ALABAMA																			
1.30.25	AT FLORIDA																			
2.2.25	OLE MISS																			
2.6.25	AT TEXAS																			
2.13.25	MISSISSIPPI STATE																			
2.16.25	AT AUBURN																			
2.20.25	AT OKLAHOMA																			
2.23.25	SOUTH CAROLINA																			
2.27.25	TEXAS A&M																			
3.2.25	AT MISSOURI																			
TOTAL		0	64:20	6-11	.545	2-5	.400	3-4	.750	4	8	12	1.1	7	5	6	0	6	17	1.5

CAREER STATS

YEAR	GP	GS	MIN	AVG	FG	FGA	PCT	3FG	3FGA	3PCT	FT	FTA	PCT	OFF	DEF	TOT	AVG	PF	FO	AST	TO	BLK	STL	PTS	AVG
2022-23	30	22	637	21.3	44	150	.293	32	105	.305	12	14	.857	13	19	32	1.1	35	0	24	44	1	14	132	4.4
2023-24	18	0	123	6.8	3	19	.158	2	15	.133	4	6	.667	2	9	11	0.6	12	0	7	6	0	2	12	0.7
2024-25	11	0	64	5.8	6	11	.545	2	5	.400	3	4	.750	4	8	12	1.1	7	0	5	6	0	6	17	1.5
CAREER	60	22	829	13.8	53	181	.293	36	126	.286	19	24	.792	19	36	55	0.9	54	0	36	56	1	22	161	2.7



4 MADISON GREENE

@mad1son_O4

@Mad1son_O4

G // 5-6 // So. // Columbus, Ohio (Pickerington Central HS)

SEASON HIGHS

Points // 25, at Dayton (12/19/24)
FG Made // 7 (2x), Last: at Dayton (12/19/24)
FG Attempts // 14, at Dayton (12/19/24)
3-Pt Made // 5, at South Florida (11/14/24)
3-Pt Attempt // 8, at South Florida (11/14/24)
FT Made // 8, at Dayton (12/19/24)
FT Attempt // 10, at Dayton (12/19/24)
Rebounds // 6, Alabama A&M (12/29/24)
Assists // 6, Samford (11/22/24)
Steals // 6, Lipscomb (11/4/24)
Blocks // 1, Austin Peay (11/8/24)
Minutes // 37, at South Florida (11/14/24)

CAREER HIGHS

Points // 25, at Dayton (12/19/24)
FG Made // 7 (2x), Last: at Dayton (12/19/24)
FG Attempts // 14, at Dayton (12/19/24)
3-Pt Made // 5, at South Florida (11/14/24)
3-Pt Attempt // 8, at South Florida (11/14/24)
FT Made // 8, at Dayton (12/19/24)
FT Attempt // 10, at Dayton (12/19/24)
Rebounds // 6, Alabama A&M (12/29/24)
Assists // 6, Samford (11/22/24)
Steals // 6, Lipscomb (11/4/24)
Blocks // 1, Austin Peay (11/8/24)
Minutes // 37, at South Florida (11/14/24)

- Leads the team in points off the bench at 7.9 ppg
- Scored a career-high 25 pts in a reserve role at Dayton (Dec. 19)
- Made her first career start at South Fla. (Nov. 14) and scored 15 pts with a career-best five 3-pt FG made
- Tallied double-digit pts off the bench in eight games
- First Dore since 2018 to score 25 pts off the bench (at Dayton - 12.19)
- Led the Dores in points off the bench in 13 games this season

SUPERLATIVES	24-25 CAREER		SUPERLATIVES	24-25 CAREER	
10+ POINTS	9	12	3+ STEALS	4	5
15+ POINTS	3	4	2+ BLOCKS	--	--
20+ POINTS	1	1	DOUBLE-DOUBLES	--	--
30+ POINTS	--	--	LED VANDY IN PTS	1	1
MADE 3+ 3-PT FG	2	3	LED VANDY IN REB	--	--
10+ REBS	--	--	LED VANDY IN AST	1	2
3+ ASSISTS	5	6	LED VANDY IN STL	3	4
			LED VANDY IN BLK	--	--

GAME-BY-GAME

DATE	OPPONENT	GS	MIN	FGM/A	FG%	3FG/A	3P%	FTM/A	FG%	OFF	DEF	TOT	AVG	PF	AST	T/O	BLK	STL	PTS	AVG
11.4.24	LIPSCOMB		28:25	6-10	.600	0-1	.000	2-2	1.000	0	5	5	5.0	2	4	4	0	6	14	14.0
11.8.24	AUSTIN PEAY		30:15	3-10	.300	1-1	1.000	6-6	1.000	1	3	4	4.5	2	3	2	1	2	13	13.5
11.14.24	AT SOUTH FLORIDA *		37:10	5-9	.556	5-8	.625	0-0	.000	2	2	4	4.3	1	1	3	0	1	15	14.0
11.17.24	BUTLER	*	20:20	0-2	.000	0-2	.000	0-0	.000	0	2	2	3.8	3	1	5	0	3	0	10.5
11.20.24	HAMPTON		22:50	4-6	.667	1-2	.500	2-2	1.000	0	2	2	3.4	3	1	1	0	1	11	10.6
11.22.24	SAMFORD		27:01	7-9	.778	0-0	.000	2-2	1.000	1	3	4	3.5	3	6	2	0	1	16	11.5
11.26.24	VS. ARIZONA	*	18:04	1-4	.250	0-2	.000	1-2	.500	2	1	3	3.4	2	0	4	0	0	3	10.3
11.27.24	VS. MICHIGAN ST.	*	28:38	2-8	.250	0-2	.000	0-0	.000	0	1	1	3.1	3	1	2	0	2	4	9.5
12.1.24	APPALACHIAN ST.		16:07	2-8	.250	1-5	.200	1-1	1.000	0	2	2	3.0	2	1	2	0	0	6	9.1
12.4.24	AT MIAMI		19:50	3-4	.750	1-1	1.000	0-0	.000	0	0	0	2.7	1	3	1	0	0	7	8.9
12.14.24	EVANSVILLE		21:51	1-5	.200	0-2	.000	2-2	1.000	1	2	3	2.7	1	1	0	0	3	4	8.5
12.19.24	AT DAYTON		31:31	7-14	.500	3-7	.429	8-10	.800	3	2	5	2.9	2	1	0	0	3	25	9.8
12.21.24	WEST GEORGIA		11:26	0-6	.000	0-1	.000	2-2	1.000	2	1	3	2.9	0	1	0	0	1	2	9.2
12.29.24	ALABAMA A&M		24:12	5-7	.714	1-3	.333	1-2	.500	1	5	6	3.1	0	2	3	0	1	12	9.4
1.2.25	GEORGIA		19:24	2-6	.333	1-2	.500	5-5	1.000	0	1	1	3.0	0	1	2	0	0	10	9.5
1.5.25	KENTUCKY		18:51	1-4	.250	0-1	.000	1-1	1.000	0	1	1	2.9	2	1	0	0	0	3	9.1
1.9.25	AT OLE MISS		20:22	2-5	.400	0-2	.000	5-6	.833	1	2	3	2.9	1	4	5	0	2	9	9.1
1.13.25	AT LSU		18:32	1-4	.250	0-2	.000	0-0	.000	0	2	2	2.8	4	1	1	0	0	2	8.7
1.19.25	TENNESSEE		22:04	2-6	.333	0-1	.000	0-0	.000	0	2	2	2.8	3	1	1	0	1	4	8.4
1.23.25	ARKANSAS		19:15	4-6	.667	2-2	1.000	0-0	.000	0	1	1	2.7	4	2	0	0	1	10	8.5
1.26.25	AT ALABAMA		06:23	0-1	.000	0-1	.000	0-0	.000	0	0	0	2.6	2	0	2	0	0	0	8.1
1.30.25	AT FLORIDA		19:16	2-3	.667	1-1	1.000	0-0	.000	0	2	2	2.5	3	0	1	0	1	5	8.0
2.2.25	OLE MISS		11:09	2-4	.500	1-2	.500	0-0	.000	1	1	2	2.5	0	0	2	0	0	5	7.8
2.6.25	AT TEXAS		12:25	0-2	.000	0-1	.000	0-0	.000	0	0	0	2.4	0	0	0	0	1	0	7.5
2.13.25	MISSISSIPPI STATE																			
2.16.25	AT AUBURN																			
2.20.25	AT OKLAHOMA																			
2.23.25	SOUTH CAROLINA																			
2.27.25	TEXAS A&M																			
3.2.25	AT MISSOURI																			
TOTAL		4	505:21	62-143	.434	18-52	.346	38-43	.884	15	43	58	2.4	44	36	43	1	30	180	7.5

CAREER STATS

YEAR	GP	GS	MIN	AVG	FG	FGA	PCT	3FG	3FGA	3PCT	FT	FTA	PCT	OFF	DEF	TOT	AVG	PF	FO	AST	TO	BLK	STL	PTS	AVG
2023-24	11	0	217	19.7	31	73	.425	10	28	.357	4	6	.667	5	11	16	1.5	22	0	13	14	0	15	76	6.9
2024-25	24	4	505	21.1	62	143	.434	18	52	.346	38	43	.884	15	43	58	2.4	44	0	36	43	1	30	180	7.5
CAREER	35	4	723	20.6	93	216	.431	28	80	.350	42	49	.857	20	54	74	2.1	66	0	49	57	1	45	256	7.3



5 LEILANI KAPINUS

@leilani_kapinus
@leilani_kapinus
@leilani_kapinus

G // 5-10 // Gr. // Madison, Wis. (Penn State)

SEASON HIGHS

Points // 11, Samford (11/22/24)
FG Made // 5, Evansville (12/14/24)
FG Attempts // 9 (3x), Last: at Alabama (01/26/25)
3-Pt Made // 2, Appalachian State (12/1/24)
3-Pt Attempt // 4, Samford (11/22/24)
FT Made // 5, vs. Arizona (11/26/24)
FT Attempt // 6, vs. Arizona (11/26/24)
Rebounds // 11, Evansville (12/14/24)
Assists // 6, Samford (11/22/24)
Steals // 6, Arkansas (01/23/25)
Blocks // 2 (2x), vs. Arizona (11/26/24)
Minutes // 26, Samford (11/22/24)

CAREER HIGHS

Points // 25, vs. Saint Francis (Pa.) (12/17/23)
FG Made // 10, Navy (11/10/23)
FG Attempts // 18, at Rutgers (02/13/22)
3-Pt Made // 3 (2x), Last: vs. Iowa (03/08/24)
3-Pt Attempt // 6, vs. Iowa (03/08/24)
FT Made // 9, vs. Rutgers (03/02/22)
FT Attempt // 12, at Iowa (01/14/23)
Rebounds // 15, George Mason (03/21/24)
Assists // 6 (2x), Last: Samford (11/22/24)
Steals // 9, Fairfield (11/11/22)
Blocks // 5, vs. Mississippi State (03/28/24)
Minutes // 41, at Rutgers (01/26/23)

- Scored 1,128 career collegiate points over 118 games
- Collected two double-doubles this season
11 pts, 10 reb vs. Samford (Nov. 22) & 10 pts, 11 reb vs. Evansville (Dec. 14)
- Comes to Vanderbilt after a being a three-year starter at Penn State
- Scored 1,029 points, pulled down 610 rebounds, and dished out 210 assists in three seasons with the Nittany Lions
- Ranks ninth in Penn State history in steals per game (2.4) and blocks per game (1.1)

SUPERLATIVES	24-25 CAREER		SUPERLATIVES	24-25 CAREER	
10+ POINTS	3	62	3+ STEALS	7	44
15+ POINTS	--	24	2+ BLOCKS	2	29
20+ POINTS	--	6	DOUBLE-DOUBLES	2	14
30+ POINTS	--	--	LED VANDY IN PTS	--	--
MADE 3+ 3-PT FG	--	2	LED VANDY IN REB	1	1
10+ REBS	2	16	LED VANDY IN AST	2	2
3+ ASSISTS	4	45	LED VANDY IN STL	2	2
			LED VANDY IN BLK	6	6

GAME-BY-GAME

DATE	OPPONENT	GS	MIN	FGM/A	FG%	3FG/A	3P%	FTM/A	FG%	OFF	DEF	TOT	AVG	PF	AST	T/O	BLK	STL	PTS	AVG
11.4.24	LIPSCOMB																			
11.8.24	AUSTIN PEAY		21:15	3-8	.375	0-1	.000	1-1	1.000	2	4	6	6.0	1	1	2	2	1	7	7.0
11.14.24	AT SOUTH FLORIDA		10:59	0-2	.000	0-1	.000	0-0	.000	0	0	0	3.0	2	0	1	0	0	0	3.5
11.17.24	BUTLER		19:58	2-3	.667	0-0	.000	0-0	.000	0	0	0	2.0	1	2	2	1	3	4	3.7
11.20.24	HAMPTON		17:23	3-4	.750	1-1	1.000	2-2	1.000	2	0	2	2.0	2	5	1	0	2	9	5.0
11.22.24	SAMFORD		25:43	4-9	.444	1-4	.250	2-4	.500	7	3	10	3.6	2	6	1	1	4	11	6.2
11.26.24	VS. ARIZONA		25:22	1-3	.333	0-1	.000	5-6	.833	1	2	3	3.5	2	1	0	2	3	7	6.3
11.27.24	VS. MICHIGAN ST.		19:53	0-1	.000	0-0	.000	1-2	.500	0	3	3	3.4	1	1	1	1	2	1	5.6
12.1.24	APPALACHIAN ST.		17:12	2-4	.500	2-3	.667	0-0	.000	2	5	7	3.9	2	3	0	0	3	6	5.6
12.4.24	AT MIAMI		23:32	3-7	.429	0-1	.000	2-3	.667	3	1	4	3.9	4	2	0	0	1	8	5.9
12.14.24	EVANSVILLE		22:19	5-9	.556	0-1	.000	0-0	.000	6	5	11	4.6	1	2	2	0	5	10	6.3
12.19.24	AT DAYTON		11:25	0-3	.000	0-1	.000	0-0	.000	0	0	0	4.2	1	0	1	0	1	0	5.7
12.21.24	WEST GEORGIA		23:40	4-7	.571	1-3	.333	1-1	1.000	0	1	1	3.9	3	4	2	1	1	10	6.1
12.29.24	ALABAMA A&M		18:30	1-1	1.000	0-0	.000	0-0	.000	1	1	2	3.8	1	3	2	0	0	2	5.8
1.2.25	GEORGIA		05:33	0-2	.000	0-2	.000	0-0	.000	1	0	1	3.6	0	0	1	0	0	0	5.4
1.5.25	KENTUCKY		12:60	0-1	.000	0-1	.000	0-0	.000	0	2	2	3.5	1	0	1	0	0	0	5.0
1.9.25	AT OLE MISS		17:37	1-2	.500	0-0	.000	0-1	.000	1	2	3	3.4	3	0	3	0	0	2	4.8
1.13.25	AT LSU		11:12	0-0	.000	0-0	.000	2-2	1.000	1	1	2	3.4	4	1	1	0	0	2	4.6
1.19.25	TENNESSEE		19:36	1-3	.333	0-1	.000	0-0	.000	2	3	5	3.4	1	2	0	1	0	2	4.5
1.23.25	ARKANSAS		18:56	2-4	.500	1-2	.500	0-0	.000	2	4	6	3.6	1	3	2	1	6	5	4.5
1.26.25	AT ALABAMA		20:59	4-9	.444	0-1	.000	0-0	.000	4	1	5	3.7	1	2	0	0	4	8	4.7
1.30.25	AT FLORIDA		21:03	1-1	1.000	0-0	.000	0-0	.000	0	2	2	3.6	1	0	0	0	2	2	4.6
2.2.25	OLE MISS		20:17	1-2	.500	0-0	.000	1-2	.500	0	2	2	3.5	3	0	0	0	1	3	4.5
2.6.25	AT TEXAS		12:54	0-0	.000	0-0	.000	0-0	.000	1	1	2	3.4	4	0	1	0	0	0	4.3
2.13.25	MISSISSIPPI STATE																			
2.16.25	AT AUBURN																			
2.20.25	AT OKLAHOMA																			
2.23.25	SOUTH CAROLINA																			
2.27.25	TEXAS A&M																			
3.2.25	AT MISSOURI																			
TOTAL		O	418:20	38-85	.447	6-24	.250	17-24	.708	36	43	79	3.4	42	38	24	10	39	99	4.3

CAREER STATS

YEAR	GP	GS	MIN	AVG	FG	FGA	PCT	3FG	3FGA	3PCT	FT	FTA	PCT	OFF	DEF	TOT	AVG	PF	FO	AST	TO	BLK	STL	PTS	AVG
2020-21*																									
2021-22*	29	29	746	25.7	104	242	.430	13	56	.232	57	85	.671	45	120	165	5.7	85	2	46	74	33	59	278	9.6
2022-22*	31	31	930	30.0	126	288	.438	10	54	.185	86	129	.667	53	155	208	6.7	98	7	90	111	31	97	348	11.2
2023-24*	35	34	921	26.3	156	269	.580	25	61	.410	66	103	.641	43	194	237	6.8	105	6	74	89	45	72	403	11.5
2024-25	23	0	418	18.2	38	85	.447	6	24	.250	17	24	.708	36	43	79	3.4	42	0	38	24	10	39	99	4.3
VANDY	23	0	418	18.2	38	85	.447	6	24	.250	17	24	.708	36	43	79	3.4	42	0	38	24	10	39	99	4.3
CAREER	118	94	3016	25.6	424	884	.480	54	195	.277	226	341	.663	177	512	689	5.8	330	15	248	298	119	267	1128	9.6

* at Penn State





10 JANE NWABA

@jane11nwaba
@jane11nwaba
@janenwaba

G // 5-10 // Gr. // Carson, Calif. (Pepperdine)

SEASON HIGHS

Points // 13, Arkansas (01/23/25)
FG Made // 5, Arkansas (01/23/25)
FG Attempts // 10, Austin Peay (11/8/24)
3-Pt Made // 3 (2x), Last: Arkansas (01/23/25)
3-Pt Attempt // 4 (2x), Last: Arkansas (01/23/25)
FT Made // 3 (2x), Last: Kentucky (01/05/25)
FT Attempt // 4 (2x), Last: at Texas (02/06/25)
Rebounds // 6 (2x), Last: Tennessee (01/19/25)
Assists // 3, Lipscomb (11/4/24)
Steals // 3, at LSU (01/13/25)
Blocks // 3, Hampton (11/20/24)
Minutes // 27, Georgia (01/02/25)

CAREER HIGHS

Points // 22, San Francisco (02/01/24)
FG Made // 8, San Francisco (02/01/24)
FG Attempts // 18, Pacific (02/22/24)
3-Pt Made // 3 (2x), Last: Butler (11/17/24)
3-Pt Attempt // 7, at Saint Mary's (01/07/23)
FT Made // 8, Gonzaga (12/29/22)
FT Attempt // 12, Cal State LA (12/29/23)
Rebounds // 12 (3x), Last: at LMU (01/27/24)
Assists // 8, at San Francisco (02/01/24)
Steals // 4, Cal State LA (12/29/23)
Blocks // 3, Hampton (11/20/24)
Minutes // 40 (2x), Last: Gonzaga (02/24/24)

- Made 22 starts for the Commodores this season
- Scored a season-high 13 pts vs. Arkansas (Jan. 23)
- Played four seasons at Pepperdine
- Collected 11 career double-doubles, with nine coming during '23-24
- Averaged 10.0 pts, 6.9 reb, 2.6 ast her the last 2 seasons at Pepperdine
- Appeared in 129 games with 86 starts in her collegiate career

SUPERLATIVES	24-25 CAREER		SUPERLATIVES	24-25 CAREER	
10+ POINTS	3	39	3+ STEALS	1	9
15+ POINTS	--	9	2+ BLOCKS	2	10
20+ POINTS	--	1	DOUBLE-DOUBLES	--	11
30+ POINTS	--	--	LED VANDY IN PTS	--	--
MADE 3+ 3-PT FG	2	3	LED VANDY IN REB	--	--
10+ REBS	--	14	LED VANDY IN AST	--	--
3+ ASSISTS	2	32	LED VANDY IN STL	2	2
			LED VANDY IN BLK	3	3

GAME-BY-GAME

DATE	OPPONENT	GS	MIN	FGM/A	FG%	3FG/A	3P%	FTM/A	FG%	OFF	DEF	TOT	AVG	PF	AST	T/O	BLK	STL	PTS	AVG
11.4.24	LIPSCOMB	*	22:39	3-4	.750	0-0	.000	0-0	.000	1	5	6	6.0	2	3	1	0	1	6	6.0
11.8.24	AUSTIN PEAY	*	20:30	4-10	.400	0-2	.000	1-1	1.000	3	0	3	4.5	1	2	0	2	2	9	7.5
11.14.24	AT SOUTH FLORIDA	*	22:54	2-7	.286	0-2	.000	0-0	.000	0	3	3	4.0	1	1	1	0	1	4	6.3
11.17.24	BUTLER	*	25:51	3-4	.750	3-3	1.000	0-0	.000	2	2	4	4.0	2	1	2	1	1	9	7.0
11.20.24	HAMPTON	*	15:51	3-5	.600	0-2	.000	2-2	1.000	0	1	1	3.4	0	1	2	3	1	8	7.2
11.22.24	SAMFORD	*	13:59	3-5	.600	0-0	.000	2-3	.667	2	1	3	3.3	1	0	0	0	1	8	7.3
11.26.24	VS. ARIZONA		03:30	0-0	.000	0-0	.000	1-2	.500	0	0	0	2.9	1	0	1	0	0	1	6.4
11.27.24	VS. MICHIGAN ST.		02:41	0-0	.000	0-0	.000	0-0	.000	0	0	0	2.5	0	0	1	0	0	0	5.6
12.4.24	APPALACHIAN ST.	*	22:12	4-5	.800	2-2	1.000	2-2	1.000	2	3	5	2.8	1	1	0	1	2	12	6.3
12.1.24	AT MIAMI	*	09:01	1-3	.333	0-2	.000	0-0	.000	1	0	1	2.6	2	1	0	0	0	2	5.9
12.14.24	EVANSVILLE	*	15:30	1-5	.200	0-3	.000	0-0	.000	1	0	1	2.5	0	2	0	0	1	2	5.5
12.19.24	AT DAYTON	*	11:38	1-2	.500	0-1	.000	1-1	1.000	1	1	2	2.4	0	0	0	0	0	3	5.3
12.21.24	WEST GEORGIA	*	15:03	2-2	1.000	1-1	1.000	0-0	.000	1	1	2	2.4	1	1	1	0	1	5	5.3
12.29.24	ALABAMA A&M	*	18:31	3-4	.750	0-1	.000	3-3	1.000	1	2	3	2.4	2	2	1	0	0	9	5.6
1.2.25	GEORGIA	*	26:49	3-8	.375	2-4	.500	2-2	1.000	1	3	4	2.5	2	4	2	0	0	10	5.9
1.5.25	KENTUCKY	*	16:29	1-5	.200	1-3	.333	3-4	.750	3	1	4	2.6	3	0	0	0	0	6	5.9
1.9.25	AT OLE MISS	*	10:43	1-1	1.000	0-0	.000	0-0	.000	0	0	0	2.5	0	0	1	0	1	2	5.6
1.13.25	AT LSU	*	17:47	1-3	.333	0-0	.000	2-2	1.000	0	1	1	2.4	3	2	1	0	3	4	5.6
1.19.25	TENNESSEE	*	14:11	1-5	.200	0-1	.000	0-0	.000	2	4	6	2.6	2	1	1	0	1	2	5.4
1.23.25	ARKANSAS	*	18:29	5-8	.625	3-4	.750	0-0	.000	1	1	2	2.6	1	0	0	0	2	13	5.8
1.26.25	AT ALABAMA	*	16:40	2-3	.667	1-1	1.000	0-2	.000	2	0	2	2.5	0	0	0	0	0	5	5.7
1.30.25	AT FLORIDA	*	08:00	0-1	.000	0-1	.000	0-0	.000	1	0	1	2.5	1	1	0	0	1	0	5.5
2.2.25	OLE MISS	*	08:52	0-0	.000	0-0	.000	0-0	.000	0	1	1	2.4	1	1	1	0	0	0	5.2
2.6.25	AT TEXAS	*	18:15	0-4	.000	0-1	.000	2-4	.500	2	1	3	2.4	1	0	1	0	0	2	5.1
2.13.25	MISSISSIPPI STATE																			
2.16.25	AT AUBURN																			
2.20.25	AT OKLAHOMA																			
2.23.25	SOUTH CAROLINA																			
2.27.25	TEXAS A&M																			
3.2.25	AT MISSOURI																			
TOTAL		22	376:03	44-94	.468	13-34	.382	21-28	.750	27	31	58	2.4	28	24	17	7	19	122	5.1

CAREER STATS

YEAR	GP	GS	MIN	AVG	FG	FGA	PCT	3FG	3FGA	3PCT	FT	FTA	PCT	OFF	DEF	TOT	AVG	PF	FO	AST	TO	BLK	STL	PTS	AVG
2020-21*	23	1	335	14.6	35	76	.461	0	3	.000	10	25	.400	35	42	77	3.3	27	0	12	24	5	19	80	3.5
2021-22*	23	4	364	15.8	45	100	.450	5	24	.208	17	23	.739	26	51	77	3.3	51	4	21	27	10	16	112	4.9
2022-22*	29	29	920	31.7	95	244	.389	18	69	.261	61	94	.649	79	98	177	6.1	76	2	70	65	10	28	269	9.3
2023-24*	30	30	930	31.0	131	314	.417	12	54	.222	47	84	.560	79	149	228	7.6	74	1	84	122	19	39	321	10.7
2024-25	24	22	376	15.7	44	94	.468	13	34	.382	21	28	.750	27	31	58	2.4	28	0	24	17	7	19	122	5.1
VANDY	24	22	376	15.7	44	94	.468	13	34	.382	21	28	.750	27	31	58	2.4	28	0	24	17	7	19	122	5.1
CAREER	129	86	2926	22.7	350	828	.423	48	184	.261	156	254	.614	246	371	617	4.8	256	7	211	255	51	121	904	7.0

* at Pepperdine





11 JORDYN OLIVER

@jordynoliver11
@jordynoliver11
@jordynoliver11

G // 5-10 // Gr. // Prosper, Texas (Baylor • Duke)

SEASON HIGHS

Points // 10, vs. Michigan St. (11/27/24)
FG Made // 5, vs. Michigan St. (11/27/24)
FG Attempts // 10, Samford (11/22/24)
3-Pt Made // --
3-Pt Attempt // --
FT Made // 2 (2x), Last: App State (12/1/24)
FT Attempt // 2 (3x), Last: App State (12/1/24)
Rebounds // 10, Georgia (01/02/24)
Assists // 11, Georgia (01/02/24)
Steals // 4 (3x), Last: at Texas (02/06/25)
Blocks // 3 (2x), Last: West Georgia (12/21/24)
Minutes // 38, (4x), Last: Ole Miss (02/02/25)

CAREER HIGHS

Points // 15 (2x), Last: Western Kentucky (11/15/23)
FG Made // 7, Western Kentucky (11/15/23)
FG Attempts // 11, vs. Jackson State (03/21/21)
3-Pt Made // 1 (3x), Last: Northern Iowa (11/25/23)
3-Pt Attempt // 2 (2x), Last: at Kansas (01/15/20)
FT Made // 4, Grambling State (11/08/19)
FT Attempt // 6, Grambling State (11/08/19)
Rebounds // 11 (2x), Last: Northern Iowa (11/25/23)
Assists // 11, Georgia (01/02/24)
Steals // 4 (5x), Last: at Texas (02/06/25)
Blocks // 3 (3x), Last: West Georgia (12/21/24)
Minutes // 38, (4x), Last: Ole Miss (02/02/25)

- Ranks 13th in NCAA in assist-to-turnover ratio at 2.79
- Collected a double-double w/ 11 ast & 10 reb vs. Georgia (Jan. 2)
- First Dore to post a double-double via ast & reb since 1999-00
- One of two players to start every game this season - M. Blakes
- Started in 47 of the 56 games she has played in at Vanderbilt
- Spent two seasons at Baylor ('19-21) then two years at Duke ('21-23)
- ESPN 5-Star Recruit & McDonald's All-American ('19)

SUPERLATIVES	24-25 CAREER		SUPERLATIVES	24-25 CAREER	
10+ POINTS	1	11	3+ STEALS	7	13
15+ POINTS	--	2	2+ BLOCKS	2	5
20+ POINTS	--	--	DOUBLE-DOUBLES	--	3
30+ POINTS	--	--	LED VANDY IN PTS	--	1
MADE 3+ 3-PT FG	--	--	LED VANDY IN REB	3	7
10+ REBS	1	4	LED VANDY IN AST	11	21
3+ ASSISTS	16	57	LED VANDY IN STL	4	9
			LED VANDY IN BLK	6	11

GAME-BY-GAME

DATE	OPPONENT	GS	MIN	FGM/A	FG%	3FG/A	3P%	FTM/A	FG%	OFF	DEF	TOT	AVG	PF	AST	T/O	BLK	STL	PTS	AVG
11.4.24	LIPSCOMB	*	19:02	1-2	.500	0-0	.000	0-0	.000	3	1	4	4.0	1	2	2	0	0	2	2.0
11.8.24	AUSTIN PEAY	*	23:00	1-4	.250	0-0	.000	2-2	1.000	2	5	7	5.5	1	2	1	0	0	4	3.0
11.14.24	AT SOUTH FLORIDA	*	29:24	2-7	.286	0-0	.000	0-0	.000	4	3	7	6.0	1	3	1	0	2	4	3.3
11.17.24	BUTLER	*	32:48	1-3	.333	0-0	.000	0-0	.000	1	2	3	5.3	2	6	1	0	2	2	3.0
11.20.24	HAMPTON	*	18:18	2-4	.500	0-0	.000	0-0	.000	2	1	3	4.8	0	3	1	0	0	4	3.2
11.22.24	SAMFORD	*	24:30	3-10	.300	0-0	.000	1-2	.500	3	4	7	5.2	1	3	0	0	1	7	3.8
11.26.24	VS. ARIZONA	*	36:55	1-4	.250	0-0	.000	0-0	.000	4	4	8	5.6	1	0	3	0	2	2	3.6
11.27.24	VS. MICHIGAN ST.	*	37:19	5-7	.714	0-0	.000	0-0	.000	2	4	6	5.6	2	4	3	1	3	10	4.4
12.1.24	APPALACHIAN ST.	*	19:48	3-4	.750	0-0	.000	2-2	1.000	2	1	3	5.3	0	4	0	0	0	8	4.8
12.4.24	AT MIAMI	*	37:06	1-3	.333	0-0	.000	0-0	.000	3	6	9	5.7	0	4	2	0	0	2	4.5
12.14.24	EVANSVILLE	*	24:38	3-4	.750	0-0	.000	0-0	.000	2	2	4	5.5	2	1	2	0	3	6	4.6
12.19.24	AT DAYTON	*	38:20	2-4	.500	0-0	.000	2-2	1.000	3	2	5	5.5	2	7	1	3	1	6	4.8
12.21.24	WEST GEORGIA	*	17:45	0-0	.000	0-0	.000	0-0	.000	1	1	2	5.2	0	2	2	3	4	0	4.4
12.29.24	ALABAMA A&M	*	31:09	2-5	.400	0-0	.000	0-0	.000	1	6	7	5.4	2	8	1	0	3	4	4.4
1.2.25	GEORGIA	*	38:13	2-2	1.000	0-0	.000	0-0	.000	3	7	10	5.7	2	11	1	1	1	4	4.3
1.5.25	KENTUCKY	*	33:16	2-3	.667	0-0	.000	1-1	1.000	3	6	9	5.9	2	3	0	0	1	5	4.4
1.9.25	AT OLE MISS	*	32:40	0-2	.000	0-0	.000	0-0	.000	1	2	3	5.7	0	6	2	0	1	0	4.1
1.13.25	AT LSU	*	33:55	3-3	1.000	0-0	.000	0-0	.000	1	2	3	5.6	1	2	1	0	0	6	4.2
1.19.25	TENNESSEE	*	34:01	1-4	.250	0-1	.000	0-0	.000	0	4	4	5.5	1	2	2	1	1	2	4.1
1.23.25	ARKANSAS	*	26:01	1-3	.333	0-0	.000	0-0	.000	0	4	4	5.4	0	6	2	0	0	2	4.0
1.26.25	AT ALABAMA	*	37:34	0-1	.000	0-0	.000	0-0	.000	2	1	3	5.3	2	2	0	1	4	0	3.8
1.30.25	AT FLORIDA	*	29:37	2-4	.500	0-0	.000	0-0	.000	2	0	2	5.1	2	4	1	0	0	4	3.8
2.2.25	OLE MISS	*	37:37	1-2	.500	0-0	.000	1-2	.500	0	1	1	5.0	1	3	1	0	3	3	3.8
2.6.25	AT TEXAS	*	30:02	0-1	.000	0-0	.000	1-2	.500	1	1	2	4.8	5	4	3	1	4	1	3.7
2.13.25	MISSISSIPPI STATE																			
2.16.25	AT AUBURN																			
2.20.25	AT OKLAHOMA																			
2.23.25	SOUTH CAROLINA																			
2.27.25	TEXAS A&M																			
3.2.25	AT MISSOURI																			
TOTAL		24	722:57	39-86	.453	0-1	.000	10-13	.769	46	70	116	4.8	31	92	33	11	36	88	3.7

CAREER STATS

YEAR	GP	GS	MIN	AVG	FG	FGA	PCT	3FG	3FGA	3PCT	FT	FTA	PCT	OFF	DEF	TOT	AVG	PF	FO	AST	TO	BLK	STL	PTS	AVG
2019-20*	23	0	220	9.6	25	62	.403	2	9	.222	13	31	.419	5	33	38	1.7	19	0	54	26	9	9	65	2.8
2020-21*	25	3	279	11.2	42	80	.525	0	0	.000	16	27	.593	25	37	62	2.5	19	0	50	19	8	19	100	4.0
2021-22^																									
2022-23^	33	7	571	17.3	56	121	.463	0	2	.000	12	32	.375	27	89	116	3.5	28	0	63	38	9	31	124	3.8
2023-24	32	23	852	26.6	76	131	.580	1	2	.500	16	26	.615	58	100	158	4.9	42	0	92	47	9	33	169	5.3
2024-25	24	24	723	30.1	39	86	.453	0	1	.000	10	13	.769	46	70	116	4.8	31	1	92	33	11	36	88	3.7
VANDY	56	47	1575	28.1	115	217	.530	1	3	.333	26	39	.667	104	170	274	4.9	73	1	184	80	20	69	257	4.6
CAREER	137	57	2646	19.3	238	480	.496	3	14	.214	67	129	.519	161	329	490	3.6	139	1	351	163	46	128	546	4.0

*at Baylor ^at Duke





12 KHAMIL PIERRE

@khamil.Pierre

@KhamilPierre

F // 6-2 // So. // Phoenix, Ariz. (Perry HS)

SEASON HIGHS

Points // 42, Evansville (12/14/24)
FG Made // 19, Evansville (12/14/24)
FG Attempts // 28, Evansville (12/14/24)
3-Pt Made // 1, (3x), Last: at Texas (02/06/25)
3-Pt Attempt // 2 (2x), Last: at Texas (02/06/25)
FT Made // 12, Tennessee (01/19/25)
FT Attempt // 14, Tennessee (01/19/25)
Rebounds // 18, Evansville (12/14/24)
Assists // 5 (2x), Last: Kentucky (01/05/25)
Steals // 8, Evansville (12/14/24)
Blocks // 1 (7x), Last: Ole Miss (02/02/25)
Minutes // 40, at LSU (01/13/25)

CAREER HIGHS

Points // 42, Evansville (12/14/24)
FG Made // 19, Evansville (12/14/24)
FG Attempts // 28, Evansville (12/14/24)
3-Pt Made // 1 (5x), Last: at Texas (02/06/25)
3-Pt Attempt // 2 (2x), Last: at Texas (02/06/25)
FT Made // 12, Tennessee (01/19/25)
FT Attempt // 14, Tennessee (01/19/25)
Rebounds // 18, Evansville (12/14/24)
Assists // 5 (2x), Last: Kentucky (01/05/25)
Steals // 8, Evansville (12/14/24)
Blocks // 2 (4x), Last: vs. Florida (03/07/24)
Minutes // 40, at LSU (01/13/25)

- Wooden Award Midseason Top 25 Watch List
- Fourth in NCAA Division I in field goals made (203)
- Collected 12 double-doubles which is the 11th-most in NCAA D1
- Increased her scoring average by 12.3 ppg from fresh. to soph. seasons
- Scored a career-record 42 pts vs. Evansville (Dec. 14) to set a then school single-game record, since passed by M. Blakes' 53 pts at Florida
- USBWA National Players of the Week Team (Dec. 17)
- Two-time SEC Player of the Week (Nov. 26 & Dec. 17)

SUPERLATIVES	24-25 CAREER		SUPERLATIVES	24-25 CAREER	
10+ POINTS	22	36	3+ STEALS	15	18
15+ POINTS	18	24	2+ BLOCKS	--	4
20+ POINTS	14	15	DOUBLE-DOUBLES	12	16
30+ POINTS	1	1	LED VANDY IN PTS	11	15
40+ POINTS	1	1	LED VANDY IN REB	21	29
10+ REBS	13	17	LED VANDY IN AST	4	4
3+ ASSISTS	9	11	LED VANDY IN STL	12	15
			LED VANDY IN BLK	4	11

GAME-BY-GAME

DATE	OPPONENT	GS	MIN	FGM/A	FG%	3FG/A	3P%	FTM/A	FG%	OFF	DEF	TOT	AVG	PF	AST	T/O	BLK	STL	PTS	AVG
11.4.24	LIPSCOMB	*	23:39	12-17	.706	0-0	.000	1-1	1.000	6	8	14	14.0	4	1	2	0	5	25	25.0
11.8.24	AUSTIN PEAY	*	18:11	5-9	.556	0-0	.000	3-5	.600	3	7	10	12.0	0	0	2	0	0	13	19.0
11.14.24	AT SOUTH FLORIDA	*	27:40	8-16	.500	0-1	.000	1-2	.500	2	8	10	11.3	2	0	1	0	1	17	18.3
11.17.24	BUTLER	*	23:18	9-15	.600	0-1	.000	6-8	.750	2	6	8	10.5	2	3	1	0	4	24	19.8
11.20.24	HAMPTON	*	27:20	7-14	.500	0-0	.000	1-1	1.000	6	6	12	10.8	2	0	1	0	3	15	18.8
11.22.24	SAMFORD	*	23:46	10-16	.625	0-0	.000	1-3	.333	4	8	12	11.0	2	1	2	0	4	21	19.2
11.26.24	VS. ARIZONA	*	36:12	10-18	.556	0-0	.000	5-9	.556	3	12	15	11.6	3	3	5	0	7	25	20.0
11.27.24	VS. MICHIGAN ST.	*	29:15	8-14	.571	0-0	.000	3-5	.600	4	2	6	10.9	5	4	1	0	4	19	19.9
12.1.24	APPALACHIAN ST.																			
DNP - INJURY																				
12.4.24	AT MIAMI	*	35:45	11-17	.647	0-0	.000	6-8	.750	8	5	13	11.1	3	0	3	0	4	28	20.8
12.14.24	EVANSVILLE	*	32:32	19-28	.679	0-0	.000	4-6	.667	9	9	18	11.8	4	1	1	1	8	42	22.9
12.19.24	AT DAYTON	*	29:31	7-19	.368	0-0	.000	0-0	.000	5	5	10	11.6	2	5	0	0	4	14	22.1
12.21.24	WEST GEORGIA	*	22:43	10-15	.667	0-0	.000	3-4	.750	4	6	10	11.5	4	3	1	1	3	23	22.2
12.29.24	ALABAMA A&M	*	29:22	13-19	.684	0-0	.000	3-5	.600	5	2	7	11.2	2	4	1	1	4	29	22.7
1.2.25	GEORGIA	*	29:55	11-20	.550	0-2	.000	6-7	.857	1	7	8	10.9	4	2	0	1	1	28	23.1
1.5.25	KENTUCKY	*	37:21	8-22	.364	0-1	.000	3-4	.750	5	6	11	10.9	4	5	0	0	0	19	22.8
1.9.25	AT OLE MISS	*	25:36	5-12	.417	0-0	.000	1-3	.333	1	2	3	10.4	4	1	0	1	2	11	22.1
1.13.25	AT LSU	*	39:39	12-24	.500	0-0	.000	4-6	.667	1	7	8	10.3	1	2	1	0	1	28	22.4
1.19.25	TENNESSEE	*	34:40	4-10	.400	1-1	1.000	12-14	.857	0	8	8	10.2	2	2	2	0	0	21	22.3
1.23.25	ARKANSAS	*	28:51	8-12	.667	0-1	.000	4-6	.667	1	8	9	10.1	2	4	2	1	4	20	22.2
1.26.25	AT ALABAMA	*	36:36	4-19	.211	0-0	.000	4-5	.800	6	8	14	10.3	5	3	5	0	5	12	21.7
1.30.25	AT FLORIDA	*	22:30	1-10	.100	1-1	1.000	0-2	.000	4	7	11	10.3	3	2	2	0	3	3	20.8
2.2.25	OLE MISS	*	35:10	11-18	.611	0-0	.000	2-2	1.000	2	5	7	10.2	1	0	2	1	3	24	21.0
2.6.25	AT TEXAS	*	36:07	10-25	.400	1-2	.500	5-8	.625	5	2	7	10.0	4	0	0	0	1	26	21.2
2.13.25	MISSISSIPPI STATE																			
2.16.25	AT AUBURN																			
2.20.25	AT OKLAHOMA																			
2.23.25	SOUTH CAROLINA																			
2.27.25	TEXAS A&M																			
3.2.25	AT MISSOURI																			
TOTAL		23	685:39	203-389	.522	3-10	.300	78-114	.684	87	144	231	10.0	65	46	35	7	71	487	21.2

CAREER STATS

YEAR	GP	GS	MIN	AVG	FG	FGA	PCT	3FG	3FGA	3PCT	FT	FTA	PCT	OFF	DEF	TOT	AVG	PF	FO	AST	TO	BLK	STL	PTS	AVG
2023-24	33	11	634	19.2	112	267	.419	2	9	.222	68	102	.667	63	112	175	5.3	86	2	22	55	15	33	294	8.9
2024-25	23	23	686	29.8	203	389	.522	3	10	.300	78	114	.684	87	144	231	10.0	65	2	46	35	7	71	487	21.2
CAREER	56	34	1320	23.6	315	656	.480	5	19	.263	146	216	.676	150	256	406	7.3	151	4	68	90	22	104	781	13.9



13 JUSTINE PISSOTT

@justinepissott
@j.usssssyy
@justinepissott

G/F // 6-4 // Jr. // Toms River, N.J. (Tennessee)

SEASON HIGHS

Points // 7, at Florida (01/30/25)
FG Made // 2 (3x), Last: at Florida (01/30/25)
FG Attempts // 5 (2x), Last: Arkansas (01/23/25)
3-Pt Made // 2, Samford (11/22/24)
3-Pt Attempt // 4, Arkansas (01/23/25)
FT Made // 4, at Texas (02/06/25)
FT Attempt // 4, at Texas (02/06/25)
Rebounds // 7, Appalachian State (12/1/24)
Assists // 2, Ole Miss (02/02/25)
Steals // 1 (3x), Last: West Georgia (12/21/24)
Blocks // --
Minutes // 14, Butler (11/17/24)

CAREER HIGHS

Points // 17, Dayton (12/20/23)
FG Made // 6, Dayton (12/20/23)
FG Attempts // 13, Radford (12/31/23)
3-Pt Made // 5, Dayton (12/20/23)
3-Pt Attempt // 8, Georgia (03/03/24)
FT Made // 4, at Texas (02/06/25)
FT Attempt // 4, at Texas (02/06/25)
Rebounds // 7, Appalachian State (12/1/24)
Assists // 4 (2x), Last: at UT Martin (11/09/23)
Steals // 2 (2x), Last: at Missouri (02/29/24)
Blocks // 3, at UT Martin (11/09/23)
Minutes // 33 (2x), Last: Georgia (03/03/24)

- Played in 15 games this season
- Pulled down a career-high seven reb. vs. App State (Dec. 1)
- Scored a season-high seven points at Florida (Jan. 30)
- Appeared in 48 games and made 28 starts at Vanderbilt
- Transferred to Vanderbilt after one season at Tennessee
- ESPN 5-Star Recruit & McDonald's All-American ('22)

SUPERLATIVES	24-25 CAREER	SUPERLATIVES	24-25 CAREER
10+ POINTS	-- 8	3+ STEALS	-- --
15+ POINTS	-- 2	2+ BLOCKS	-- 2
20+ POINTS	-- --	DOUBLE-DOUBLES	-- --
30+ POINTS	-- --	LED VANDY IN PTS	-- --
MADE 3+ 3-PT FG	-- 10	LED VANDY IN REB	1 1
10+ REBS	-- --	LED VANDY IN AST	-- --
3+ ASSISTS	-- 3	LED VANDY IN STL	-- --
		LED VANDY IN BLK	-- 9

GAME-BY-GAME

DATE	OPPONENT	GS	MIN	FGM/A	FG%	3FG/A	3P%	FTM/A	FG%	OFF	DEF	TOT	AVG	PF	AST	T/O	BLK	STL	PTS	AVG
11.4.24	LIPSCOMB																			
11.8.24	AUSTIN PEAY																			
11.14.24	AT SOUTH FLORIDA																			
11.17.24	BUTLER		14:22	1-4	.250	0-2	.000	2-2	1.000	2	4	6	6.0	2	0	1	0	0	4	4.0
11.20.24	HAMPTON		09:51	1-5	.200	1-3	.333	0-0	.000	1	1	2	4.0	2	0	0	0	1	3	3.5
11.22.24	SAMFORD		05:59	2-2	1.000	2-2	1.000	0-0	.000	0	0	0	2.7	0	0	0	0	0	6	4.3
11.26.24	VS. ARIZONA		04:06	1-2	.500	0-1	.000	0-0	.000	0	0	0	2.0	0	0	0	0	0	2	3.8
11.27.24	VS. MICHIGAN ST.		04:53	0-1	.000	0-1	.000	0-0	.000	0	1	1	1.8	0	1	0	0	1	0	3.0
12.1.24	APPALACHIAN ST.		16:19	1-7	.143	1-6	.167	0-0	.000	2	5	7	2.7	0	1	0	0	0	3	3.0
12.4.24	AT MIAMI																			
12.14.24	EVANSVILLE		07:29	1-3	.333	0-1	.000	0-0	.000	1	0	1	2.4	0	0	0	0	0	2	2.9
12.19.24	AT DAYTON																			
12.21.24	WEST GEORGIA		11:13	1-2	.500	1-1	1.000	0-2	.000	1	4	5	2.8	1	1	1	0	1	3	2.9
12.29.24	ALABAMA A&M		04:01	1-1	1.000	0-0	.000	0-0	.000	0	0	0	2.4	0	0	0	0	0	2	2.8
1.2.25	GEORGIA																			
1.5.25	KENTUCKY																			
1.9.25	AT OLE MISS		04:09	0-1	.000	0-1	.000	0-0	.000	0	0	0	2.2	0	0	1	0	0	0	2.5
1.13.25	AT LSU																			
1.19.25	TENNESSEE		03:24	0-0	.000	0-0	.000	0-0	.000	0	0	0	2.0	0	0	0	0	0	0	2.3
1.23.25	ARKANSAS		10:55	2-5	.400	1-4	.250	0-0	.000	1	3	4	2.2	1	1	0	1	0	5	2.5
1.26.25	AT ALABAMA																			
1.30.25	AT FLORIDA		10:33	3-4	.750	1-2	.500	0-0	.000	0	2	2	2.2	0	1	1	0	0	7	2.8
2.2.25	OLE MISS		10:20	0-1	.000	0-1	.000	0-0	.000	0	1	1	2.1	2	2	2	0	0	0	2.6
2.6.25	AT TEXAS		13:25	0-1	.000	0-1	.000	4-4	1.000	3	1	4	2.2	4	1	3	0	0	4	2.7
2.13.25	MISSISSIPPI STATE																			
2.16.25	AT AUBURN																			
2.20.25	AT OKLAHOMA																			
2.23.25	SOUTH CAROLINA																			
2.27.25	TEXAS A&M																			
3.2.25	AT MISSOURI																			
TOTAL		0	130:59	14-39	.359	7-26	.269	6-8	.750	11	22	33	2.2	12	8	9	1	3	41	2.7

CAREER STATS

YEAR	GP	GS	MIN	AVG	FG	FGA	PCT	3FG	3FGA	3PCT	FT	FTA	PCT	OFF	DEF	TOT	AVG	PF	FO	AST	TO	BLK	STL	PTS	AVG
2022-23*	27	0	189	7.0	20	60	.333	12	46	.261	2	2	1.000	6	20	26	1.0	20	0	10	12	4	1	54	2.0
2023-24	33	28	698	21.2	80	225	.356	52	141	.369	12	16	.750	14	57	71	2.2	54	1	25	40	17	10	224	6.8
2024-25	15	0	131	8.7	14	39	.359	7	26	.269	6	8	.750	11	22	33	2.2	12	0	8	9	1	3	41	2.7
VANDY	48	28	829	17.3	94	264	.356	59	167	.353	18	24	.750	25	79	104	2.2	66	1	33	49	18	13	265	5.5
CAREER	75	28	1018	13.6	114	324	.352	71	213	.333	20	26	.769	31	99	130	1.7	86	1	43	61	22	14	319	4.3

*at Tennessee





14 AIYANA MITCHELL

@AiyanaMitchell7
@aiyanamitchell2
@aiyanajm22

F // 6-4 // So. // Colorado Springs, Colo. (Fountain-Fort Carson HS)

SEASON HIGHS

Points // 10 (2x), Last: Appalachian St. (12/1/24)
FG Made // 4 (2x), Last: Appalachian St. (12/1/24)
FG Attempts // 10, Appalachian St. (12/1/24)
3-Pt Made // --
3-Pt Attempt // --
FT Made // 5, vs. Arizona (11/26/24)
FT Attempt // 6, vs. Arizona (11/26/24)
Rebounds // 6 (2x), Last: Appalachian St. (12/1/24)
Assists // 2, West Georgia (12/21/24)
Steals // 3, Samford (11/22/24)
Blocks // 3, at Florida (01/30/25)
Minutes // 20, Appalachian St. (12/1/24)

CAREER HIGHS

Points // 10 (2x), Last: Appalachian St. (12/1/24)
FG Made // 4 (2x), Last: Appalachian St. (12/1/24)
FG Attempts // 10, Appalachian St. (12/1/24)
3-Pt Made // --
3-Pt Attempt // --
FT Made // 5, vs. Arizona (11/26/24)
FT Attempt // 6, vs. Arizona (11/26/24)
Rebounds // 6 (2x), Last: Appalachian St. (12/1/24)
Assists // 2, West Georgia (12/21/24)
Steals // 3, Samford (11/22/24)
Blocks // 3, at Florida (01/30/25)
Minutes // 20, Appalachian St. (12/1/24)

- Scored a career-high 10 points vs. Samford (Nov. 22) & App State (Dec. 1)
- Made her first career start vs. App State on Dec. 1 and matched her career-high in points scored with 10 pts
- Recorded a career-best 6 reb vs. Mich. State (Nov. 27) & App State (Dec. 1)
- Averaging a career-high 4.0 ppg and 3.0 rpg in 24 games in '24-25
- Appeared in all 24 games off the bench

SUPERLATIVES	24-25 CAREER	SUPERLATIVES	24-25 CAREER
10+ POINTS	2 2	3+ STEALS	-- --
15+ POINTS	-- --	2+ BLOCKS	3 3
20+ POINTS	-- --	DOUBLE-DOUBLES	-- --
30+ POINTS	-- --	LED VANDY IN PTS	-- --
MADE 3+ 3-PT FG	-- --	LED VANDY IN REB	1 1
10+ REBS	-- --	LED VANDY IN AST	-- --
3+ ASSISTS	-- --	LED VANDY IN STL	1 1
		LED VANDY IN BLK	7 10

GAME-BY-GAME

DATE	OPPONENT	GS	MIN	FGM/A	FG%	3FG/A	3P%	FTM/A	FG%	OFF	DEF	TOT	AVG	PF	AST	T/O	BLK	STL	PTS	AVG
11.4.24	LIPSCOMB		11:58	3-4	.750	0-0	.000	2-5	.400	1	1	2	2.0	0	0	0	1	0	8	8.0
11.8.24	AUSTIN PEAY		16:19	2-4	.500	0-0	.000	1-2	.500	2	2	4	3.0	2	0	0	0	0	5	6.5
11.14.24	AT SOUTH FLORIDA		12:20	1-3	.333	0-0	.000	0-0	.000	3	2	5	3.7	1	0	0	0	1	2	5.0
11.17.24	BUTLER		14:11	3-5	.600	0-0	.000	0-1	.000	4	1	5	4.0	0	1	3	0	0	6	5.3
11.20.24	HAMPTON		12:33	2-2	1.000	0-0	.000	0-0	.000	0	1	1	3.4	0	1	0	0	0	4	5.0
11.22.24	SAMFORD		14:45	4-8	.500	0-0	.000	2-4	.500	2	0	2	3.2	2	0	1	1	3	10	5.8
11.26.24	VS. ARIZONA		04:01	0-0	.000	0-0	.000	5-6	.833	2	0	2	3.0	3	0	1	0	0	5	5.7
11.27.24	VS. MICHIGAN ST.		10:45	3-3	1.000	0-0	.000	0-0	.000	2	4	6	3.4	4	0	2	1	1	6	5.8
12.1.24	APPALACHIAN ST. *		20:01	4-10	.400	0-0	.000	2-2	1.000	4	2	6	3.7	2	0	0	0	0	10	6.2
12.4.24	AT MIAMI		02:11	1-1	1.000	0-0	.000	0-0	.000	0	0	0	3.3	2	0	1	0	0	2	5.8
12.14.24	EVANSVILLE		12:17	2-3	.667	0-0	.000	0-0	.000	1	3	4	3.4	1	0	0	2	2	4	5.6
12.19.24	AT DAYTON		12:09	1-1	1.000	0-0	.000	0-0	.000	1	2	3	3.3	1	0	0	0	1	2	5.3
12.21.24	WEST GEORGIA		16:07	2-4	.500	0-0	.000	4-4	1.000	3	2	5	3.5	0	2	0	2	0	8	5.5
12.29.24	ALABAMA A&M		10:24	3-4	.750	0-0	.000	0-1	.000	0	4	4	3.5	1	0	2	0	0	6	5.6
1.2.25	GEORGIA		12:02	2-3	.667	0-0	.000	0-0	.000	0	4	4	3.5	4	0	0	1	2	4	5.5
1.5.25	KENTUCKY		09:03	1-1	1.000	0-0	.000	2-4	.500	1	0	1	3.4	0	0	0	0	0	4	5.4
1.9.25	AT OLE MISS		12:10	1-1	1.000	0-0	.000	0-0	.000	0	3	3	3.4	1	1	1	0	0	2	5.2
1.13.25	AT LSU		02:55	0-0	.000	0-0	.000	0-0	.000	1	0	1	3.2	2	0	0	0	0	0	4.9
1.19.25	TENNESSEE		05:48	0-1	.000	0-0	.000	0-0	.000	2	0	2	3.2	2	0	1	0	0	0	4.6
1.23.25	ARKANSAS		12:01	1-3	.333	0-0	.000	0-0	.000	2	0	2	3.1	1	1	2	1	1	2	4.5
1.26.25	AT ALABAMA		05:49	0-2	.000	0-0	.000	0-0	.000	2	1	3	3.1	1	0	1	0	0	0	4.3
1.30.25	AT FLORIDA		17:30	1-1	1.000	0-0	.000	1-1	1.000	0	2	2	3.0	4	1	2	3	0	3	4.2
2.2.25	OLE MISS		07:44	0-0	.000	0-0	.000	0-0	.000	1	1	2	3.0	2	0	1	0	0	0	4.0
2.6.25	AT TEXAS		09:53	2-2	1.000	0-0	.000	0-0	.000	0	3	3	3.0	0	0	0	1	0	4	4.0
2.13.25	MISSISSIPPI STATE																			
2.16.25	AT AUBURN																			
2.20.25	AT OKLAHOMA																			
2.23.25	SOUTH CAROLINA																			
2.27.25	TEXAS A&M																			
3.2.25	AT MISSOURI																			
TOTAL		1	264:58	39-66	.591	0-0	.000	19-30	.633	34	38	72	3.0	36	7	18	13	11	97	4.0

CAREER STATS

YEAR	GP	GS	MIN	AVG	FG	FGA	PCT	3FG	3FGA	3PCT	FT	FTA	PCT	OFF	DEF	TOT	AVG	PF	FO	AST	TO	BLK	STL	PTS	AVG
2023-24	15	0	58	3.9	6	11	.545	0	0	.000	2	4	.500	4	7	11	0.7	10	0	0	3	4	0	14	0.9
2024-25	24	1	265	11.0	39	66	.591	0	0	.000	19	30	.633	34	38	72	3.0	36	0	7	18	13	11	97	4.0
CAREER	39	1	323	8.3	45	77	.58	0	0	.000	21	34	.618	38	45	83	2.1	46	0	7	21	17	11	111	2.8



23 IYANA MOORE

@iyanamoore_
@yanam23
@imoore_23

G // 5-8 // Sr. // Milwaukee, Wis. (Blackman HS)

SEASON HIGHS

Points // 23, at LSU (01/13/25)
FG Made // 7 (2x), Last: Arkansas (01/23/25)
FG Attempts // 20, vs. Michigan State (11/27/24)
3-Pt Made // 5 (2x), Last: at LSU (01/13/25)
3-Pt Attempt // 13, Kentucky (01/05/25)
FT Made // 6, at LSU (01/13/25)
FT Attempt // 8, at LSU (01/13/25)
Rebounds // 7, at Florida (01/30/25)
Assists // 7 (2x), Last: Alabama A&M (12/29/24)
Steals // 3 (2x), Last: at LSU (01/13/25)
Blocks // 2, Georgia (01/02/25)
Minutes // 40, vs. Michigan State (11/27/24)

CAREER HIGHS

Points // 37, at Kentucky (01/11/14)
FG Made // 14, at Kentucky (01/11/14)
FG Attempts // 21, Alabama State (12/28/21)
3-Pt Made // 9, Alabama State (12/28/21)
3-Pt Attempt // 13, Kentucky (01/05/25)
FT Made // 9, vs. Iowa State (11/24/23)
FT Attempt // 10, vs. Iowa State (11/24/23)
Rebounds // 9, at Missouri (02/29/24)
Assists // 8, at Kentucky (02/17/22)
Steals // 4 (4x), Last: Fairfield (11/12/23)
Blocks // 2, Georgia (01/02/25)
Minutes // 43, Alabama (02/06/22)

- Scored a season-high 23 pts at No. 5/4 LSU (Jan. 13)
- Third on the team in scoring at 13.5 ppg
- Her 1,223 pts ranks 25th in Vanderbilt history
- Became the 42nd Commodore to score 1,000 pts on Dec. 1 vs. App State
- Her career 188 made 3-point FG pts ranks 8th in Vanderbilt history

SUPERLATIVES	24-25 CAREER		SUPERLATIVES	24-25 CAREER	
10+ POINTS	18	61	3+ STEALS	2	14
15+ POINTS	10	37	2+ BLOCKS	1	1
20+ POINTS	2	15	DOUBLE-DOUBLES	--	--
30+ POINTS	--	2	LED VANDY IN PTS	1	30
MADE 3+ 3-PT FG	11	30	LED VANDY IN REB	--	--
10+ REBS	--	--	LED VANDY IN AST	4	16
3+ ASSISTS	9	40	LED VANDY IN STL	2	11
			LED VANDY IN BLK	3	7

GAME-BY-GAME

DATE	OPPONENT	GS	MIN	FGM/A	FG%	3FG/A	3P%	FTM/A	FG%	OFF	DEF	TOT	AVG	PF	AST	T/O	BLK	STL	PTS	AVG
11.4.24	LIPSCOMB	*	27:18	6-12	.500	2-4	.500	1-1	1.000	3	3	6	6.0	1	1	1	0	1	15	15.0
11.8.24	AUSTIN PEAY	*	24:23	5-8	.625	1-3	.333	5-6	.833	1	2	3	4.5	3	3	2	0	0	16	15.5
11.14.24	AT SOUTH FLORIDA		12:04	1-3	.333	0-2	.000	0-2	.000	0	0	0	3.0	2	0	0	0	0	2	11.0
11.17.24	BUTLER							DNP - INJURY												
11.20.24	HAMPTON	*	22:16	5-10	.500	2-7	.286	0-0	.000	0	3	3	3.0	0	1	1	0	0	12	11.3
11.22.24	SAMFORD	*	34:08	4-10	.400	3-7	.429	0-0	.000	1	5	6	3.6	3	2	1	0	1	11	11.2
11.26.24	VS. ARIZONA	*	37:20	1-9	.111	1-2	.500	0-0	.000	0	0	0	3.0	3	4	7	0	3	3	9.8
11.27.24	VS. MICHIGAN ST.	*	40:00	5-20	.250	2-7	.286	5-7	.714	0	4	4	3.1	4	3	8	0	0	17	10.9
12.1.24	APPALACHIAN ST.	*	25:43	4-11	.364	3-9	.333	2-2	1.000	0	2	2	3.0	1	2	1	0	0	13	11.1
12.4.24	AT MIAMI	*	35:21	4-11	.364	3-6	.500	2-2	1.000	1	2	3	3.0	2	7	5	1	2	13	11.3
12.14.24	EVANSVILLE	*	20:25	3-10	.300	1-7	.143	3-4	.750	0	1	1	2.8	4	3	0	1	0	10	11.2
12.19.24	AT DAYTON	*	38:36	5-16	.313	4-9	.444	0-0	.000	0	3	3	2.8	2	4	3	0	1	14	11.5
12.21.24	WEST GEORGIA	*	21:29	5-16	.313	3-9	.333	3-4	.750	1	1	2	2.8	0	0	2	0	1	16	11.8
12.29.24	ALABAMA A&M	*	33:44	7-17	.412	2-7	.286	0-0	.000	2	2	4	2.8	1	7	2	0	1	16	12.2
1.2.25	GEORGIA	*	35:22	5-10	.500	3-6	.500	3-3	1.000	2	1	3	2.9	3	4	2	2	0	16	12.4
1.5.25	KENTUCKY	*	36:27	5-16	.313	5-13	.385	2-2	1.000	1	1	2	2.8	4	2	2	0	1	17	12.7
1.9.25	AT OLE MISS	*	37:52	5-13	.385	2-7	.286	2-2	1.000	0	4	4	2.9	0	2	3	0	2	14	12.8
1.13.25	AT LSU	*	38:32	6-10	.600	5-8	.625	6-8	.750	1	1	2	2.8	3	0	2	0	3	23	13.4
1.19.25	TENNESSEE	*	37:57	7-16	.438	3-8	.375	0-0	.000	2	4	6	3.0	1	2	2	1	0	17	13.6
1.23.25	ARKANSAS	*	28:05	7-12	.583	2-4	.500	2-2	1.000	0	2	2	2.9	0	0	3	0	2	18	13.8
1.26.25	AT ALABAMA	*	38:53	3-12	.250	0-5	.000	2-2	1.000	0	0	0	2.8	2	2	2	0	1	8	13.6
1.30.25	AT FLORIDA	*	32:05	8-16	.500	3-7	.429	3-4	.750	3	4	7	3.0	5	6	5	0	1	22	14.0
2.2.25	OLE MISS	*	39:06	3-13	.231	1-4	.250	3-3	1.000	2	2	4	3.0	2	1	3	0	1	10	13.8
2.6.25	AT TEXAS	*	33:21	2-8	.250	1-4	.250	2-2	1.000	1	2	3	3.0	5	1	4	0	1	7	13.5
2.13.25	MISSISSIPPI STATE																			
2.16.25	AT AUBURN																			
2.20.25	AT OKLAHOMA																			
2.23.25	SOUTH CAROLINA																			
2.27.25	TEXAS A&M																			
3.2.25	AT MISSOURI																			
TOTAL		22	730:27	106-279	.380	52-145	.359	46-56	.821	21	49	70	3.0	51	57	61	5	22	310	13.5

CAREER STATS

YEAR	GP	GS	MIN	AVG	FG	FGA	PCT	3FG	3FGA	3PCT	FT	FTA	PCT	OFF	DEF	TOT	AVG	PF	FO	AST	TO	BLK	STL	PTS	AVG
2021-22	35	17	1136	32.5	148	396	.374	79	207	.382	69	86	.802	32	71	103	2.9	67	1	89	99	6	55	444	12.7
2022-23																									
2023-24	33	33	1089	33.0	151	399	.378	57	171	.333	110	133	.827	32	83	115	3.5	81	0	91	83	3	45	469	14.2
2024-25	23	22	730	31.8	106	279	.380	52	145	.359	46	56	.821	21	49	70	3.0	51	2	57	61	5	22	310	13.5
TOTAL	91	72	2956	32.5	405	1074	.377	188	523	.359	225	275	.818	85	203	288	3.2	199	3	237	243	14	122	1223	13.4



24 AGA MAKURAT

@a.makurat24

G // 6-3 // So. // Sierakowice, Poland (Sopocka Akademia Tenisowa)

SEASON HIGHS

Points // 10, App State (12/1/24)
FG Made // 4, App State (12/1/24)
FG Attempts // 8 (2x), Last: App State (12/1/24)
3-Pt Made // 2 (3x), Last: Alabama A&M (12/29/24)
3-Pt Attempt // 6, at South Florida (11/14/24)
FT Made // 1, App State (12/1/24)
FT Attempt // 1, App State (12/1/24)
Rebounds // 5 (2x), Last: West Georgia (12/21/24)
Assists // 3, App State (12/1/24)
Steals // 1 (3x), Last: Alabama A&M (12/29/24)
Blocks // 2 (2x), Last: Hampton (11/20/24)
Minutes // 20, App State (12/1/24)

CAREER HIGHS

Points // 18 (2x), Last: at South Carolina (01/28/24)
FG Made // 6, at South Carolina (01/28/24)
FG Attempts // 9 (3x), Last: at South Carolina (01/28/24)
3-Pt Made // 5, Western Kentucky (11/15/23)
3-Pt Attempt // 7 (2x), Last: at South Carolina (01/28/24)
FT Made // 3, Western Kentucky (11/15/23)
FT Attempt // 4, Western Kentucky (11/15/23)
Rebounds // 7, at South Carolina (01/28/24)
Assists // 3 (3x), Last: App State (12/1/24)
Steals // 2, Kennesaw State (11/06/23)
Blocks // 3, Florida (01/07/24)
Minutes // 24, at South Carolina (01/28/24)

- Scored a season-high 10 pts vs. App State (Dec. 1)
- Played in 11 games off the bench this season
- Appeared in 44 games and made three starts at Vanderbilt
- Shot 32.2% from behind the arc in '23-24
- Led the Commodores in scoring twice in '23-24

SUPERLATIVES	24-25 CAREER		SUPERLATIVES	24-25 CAREER	
10+ POINTS	1	4	3+ STEALS	--	--
15+ POINTS	--	2	2+ BLOCKS	2	5
20+ POINTS	--	--	DOUBLE-DOUBLES	--	--
30+ POINTS	--	--	LED VANDY IN PTS	--	2
MADE 3+ 3-PT FG	--	3	LED VANDY IN REB	--	1
10+ REBS	--	--	LED VANDY IN AST	--	--
3+ ASSISTS	1	3	LED VANDY IN STL	--	--
			LED VANDY IN BLK	--	7

GAME-BY-GAME

DATE	OPPONENT	GS	MIN	FGM/A	FG%	3FG/A	3P%	FTM/A	FG%	OFF	DEF	TOT	AVG	PF	AST	T/O	BLK	STL	PTS	AVG
11.4.24	LIPSCOMB		18:13	1-8	.125	1-5	.200	0-0	.000	1	3	4	4.0	1	0	1	0	0	3	3.0
11.8.24	AUSTIN PEAY		17:21	2-5	.400	2-5	.400	0-0	.000	0	4	4	4.0	1	2	1	2	0	6	4.5
11.14.24	AT SOUTH FLORIDA		14:16	1-7	.143	0-6	.000	0-0	.000	1	1	2	3.3	0	0	0	0	0	2	3.7
11.17.24	BUTLER		07:12	1-2	.500	1-1	1.000	0-0	.000	0	0	0	2.5	1	1	1	0	1	3	3.5
11.20.24	HAMPTON		16:30	2-5	.400	2-5	.400	0-0	.000	1	4	5	3.0	0	1	0	2	0	6	4.0
11.22.24	SAMFORD		04:02	0-2	.000	0-1	.000	0-0	.000	0	1	1	2.7	0	0	1	0	0	0	3.3
11.26.24	VS. ARIZONA																			
11.27.24	VS. MICHIGAN ST.																			
12.1.24	APPALACHIAN ST.		19:47	4-8	.500	1-4	.250	1-1	1.000	1	3	4	2.9	0	3	1	0	1	10	4.3
12.4.24	AT MIAMI																			
12.14.24	EVANSVILLE		07:45	0-3	.000	0-3	.000	0-0	.000	0	2	2	2.8	0	0	1	0	0	0	3.8
12.19.24	AT DAYTON																			
12.21.24	WEST GEORGIA		16:42	0-4	.000	0-4	.000	0-0	.000	3	2	5	3.0	0	2	1	1	0	0	3.3
12.29.24	ALABAMA A&M		07:14	3-4	.750	2-3	.667	0-0	.000	0	0	0	2.7	0	0	0	0	1	8	3.8
1.2.25	GEORGIA																			
1.5.25	KENTUCKY																			
1.9.25	AT OLE MISS																			
1.13.25	AT LSU																			
1.19.25	TENNESSEE																			
1.23.25	ARKANSAS		02:55	0-1	.000	0-1	.000	0-0	.000	0	0	0	2.5	0	1	0	0	0	0	3.5
1.26.25	AT ALABAMA																			
1.30.25	AT FLORIDA																			
2.2.25	OLE MISS																			
2.6.25	AT TEXAS																			
2.13.25	MISSISSIPPI STATE																			
2.16.25	AT AUBURN																			
2.20.25	AT OKLAHOMA																			
2.23.25	SOUTH CAROLINA																			
2.27.25	TEXAS A&M																			
3.2.25	AT MISSOURI																			
TOTAL		0	131:58	14-49	.286	9-38	.237	1-1	1.000	7	20	27	2.5	3	10	7	5	3	38	3.5

CAREER STATS

YEAR	GP	GS	MIN	AVG	FG	FGA	PCT	3FG	3FGA	3PCT	FT	FTA	PCT	OFF	DEF	TOT	AVG	PF	FO	AST	TO	BLK	STL	PTS	AVG
2023-24	33	3	469	14.2	44	129	.341	29	90	.322	11	14	.786	12	37	49	1.5	29	0	19	32	13	10	128	3.9
2024-25	11	0	132	12.0	14	49	.286	9	38	.237	1	1	1.000	7	20	27	2.5	3	0	10	7	5	3	38	3.5
CAREER	44	3	601	13.7	58	178	.326	38	128	.297	12	15	.800	19	57	76	1.7	32	0	29	39	18	13	166	3.8



30 TRINITY WILSON

@trinityyy.wilsonn
@trinitywilson_bts
@TrinityWilson30

F // 6-3 // Fr. // Lakeville, Minn. (Lakeville North HS)

SEASON HIGHS

Points // 6, West Georgia (12/21/24)
FG Made // 3, West Georgia (12/21/24)
FG Attempts // 5, West Georgia (12/21/24)
3-Pt Made // --
3-Pt Attempt // --
FT Made // 1, App State (12/1/24)
FT Attempt // 2, Austin Peay (11/8/24)
Rebounds // 5 (2x), Last: Austin Peay (11/8/24)
Assists // 1 (5x), Last: Alabama A&M (12/29/24)
Steals // --
Blocks // 1 (2x), Last: West Georgia (12/21/24)
Minutes // 11, Lipscomb (11/4/24)

CAREER HIGHS

Points // 6, West Georgia (12/21/24)
FG Made // 3, West Georgia (12/21/24)
FG Attempts // 5, West Georgia (12/21/24)
3-Pt Made // --
3-Pt Attempt // --
FT Made // 1, App State (12/1/24)
FT Attempt // 2, Austin Peay (11/8/24)
Rebounds // 5 (2x), Last: Austin Peay (11/8/24)
Assists // 1 (5x), Last: Alabama A&M (12/29/24)
Steals // --
Blocks // 1 (2x), Last: West Georgia (12/21/24)
Minutes // 11, Lipscomb (11/4/24)

- Played in 10 games this season
- Pulled down 5 reb and scored 2 pts in her debut vs. Lipscomb (11/4/24)
- Scored a career-high 6 points vs. West Georgia on 12.21
- Ranked the fifth-best player in Minnesota according to PrepGirlsHoops.com
- Collected over 1,000 pts and 1,000 reb during her prep career
- All-state honorable mention ('23)

SUPERLATIVES

10+ POINTS
15+ POINTS
20+ POINTS
30+ POINTS
MADE 3+ 3-PT FG
10+ REBS
3+ ASSISTS

24-25 CAREER

-- --
-- --
-- --
-- --
-- --
-- --
-- --

SUPERLATIVES

3+ STEALS
2+ BLOCKS
DOUBLE-DOUBLES
LED VANDY IN PTS
LED VANDY IN REB
LED VANDY IN AST
LED VANDY IN STL
LED VANDY IN BLK

24-25 CAREER

-- --
-- --
-- --
-- --
-- --
-- --
-- --
-- --

GAME-BY-GAME

DATE	OPPONENT	GS	MIN	FGM/A	FG%	3FG/A	3P%	FTM/A	FG%	OFF	DEF	TOT	AVG	PF	AST	T/O	BLK	STL	PTS	AVG
11.4.24	LIPSCOMB		10:31	1-4	.250	0-0	.000	0-0	.000	2	3	5	5.0	1	1	1	0	0	2	2.0
11.8.24	AUSTIN PEAY		05:09	2-4	.500	0-0	.000	0-2	.000	2	3	5	5.0	1	0	0	0	0	4	3.0
11.14.24	AT SOUTH FLORIDA																			
11.17.24	BUTLER		02:31	0-0	.000	0-0	.000	0-0	.000	0	0	0	3.3	0	0	0	0	0	0	2.0
11.20.24	HAMPTON		03:57	0-1	.000	0-0	.000	0-0	.000	0	0	0	2.5	0	1	0	1	0	0	1.5
11.22.24	SAMFORD																			
11.26.24	VS. ARIZONA																			
11.27.24	VS. MICHIGAN ST.																			
12.1.24	APPALACHIAN ST.		08:30	1-4	.250	0-0	.000	1-1	1.000	0	0	0	2.0	0	1	0	0	0	3	1.8
12.4.24	AT MIAMI																			
12.14.24	EVANSVILLE		02:48	1-3	.333	0-0	.000	0-0	.000	1	1	2	2.0	0	0	0	0	0	2	1.8
12.19.24	AT DAYTON																			
12.21.24	WEST GEORGIA		06:43	3-5	.600	0-0	.000	0-0	.000	0	2	2	2.0	0	1	1	1	0	6	2.4
12.29.24	ALABAMA A&M		01:51	0-0	.000	0-0	.000	0-0	.000	0	0	0	1.8	0	1	0	0	0	0	2.1
1.2.25	GEORGIA																			
1.5.25	KENTUCKY																			
1.9.25	AT OLE MISS		02:40	0-0	.000	0-0	.000	0-0	.000	0	0	0	1.6	1	0	1	0	0	0	1.9
1.13.25	AT LSU																			
1.19.25	TENNESSEE																			
1.23.25	ARKANSAS		02:55	0-0	.000	0-0	.000	0-0	.000	0	0	0	1.4	1	0	0	0	0	0	1.7
1.26.25	AT ALABAMA																			
1.30.25	AT FLORIDA																			
2.2.25	OLE MISS																			
2.6.25	AT TEXAS																			
2.13.25	MISSISSIPPI STATE																			
2.16.25	AT AUBURN																			
2.20.25	AT OKLAHOMA																			
2.23.25	SOUTH CAROLINA																			
2.27.25	TEXAS A&M																			
3.2.25	AT MISSOURI																			
TOTAL		0	47:35	8-21	.381	0-0	.000	1-3	.333	5	9	14	1.4	4	5	3	2	0	17	1.7

CAREER STATS

YEAR	GP	GS	MIN	AVG	FG	FGA	PCT	3FG	3FGA	3PCT	FT	FTA	PCT	OFF	DEF	TOT	AVG	PF	FO	AST	TO	BLK	STL	PTS	AVG
2024-25	10	0	48	4.8	8	21	.381	0	0	.000	1	3	.333	5	9	14	1.4	4	0	5	3	2	0	17	1.7
CAREER	10	0	48	4.8	8	21	.381	0	0	.000	1	3	.333	5	9	14	1.4	4	0	5	3	2	0	17	1.7



35 SACHA WASHINGTON

@sacha_washington
@sacha_washington
@sachaw33

F // 6-2 // Sr. // Lawrenceville, Ga. (Collins Hill HS)

SEASON HIGHS

Points // --
FG Made // --
FG Attempts // --
3-Pt Made // --
3-Pt Attempt // --
FT Made // --
FT Attempt // --
Rebounds // --
Assists // --
Steals // --
Blocks // --
Minutes // --

CAREER HIGHS

Points // 33, Louisiana Tech (12/03/23)
FG Made // 15, Louisiana Tech (12/03/23)
FG Attempts // 20, Louisiana Tech (12/03/23)
3-Pt Made // --
3-Pt Attempt // 1, Lipscomb (12/18/22)
FT Made // 10, Fairfield (11/12/23)
FT Attempt // 16, Fairfield (11/12/23)
Rebounds // 17, Fairfield (11/12/23)
Assists // 7, Fairfield (11/12/23)
Steals // 8, Louisiana Tech (12/03/23)
Blocks // 6, Dayton (12/20/23)
Minutes // 40, vs. Florida (03/07/24)

- Utilizing Medical Redshirt in '24-25
- Preseason Cheryl Miller Award Watch List ('25)
- Appeared in 99 games and made 72 starts in three seasons at Vanderbilt
- Averaged a career-best 12.1 ppg as a junior
- Led the team with 8 double-doubles in '23-24
- Led Vandy with 7.9 rpg in '23-24
- All-SEC freshman team ('22)

SUPERLATIVES	24-25 CAREER	SUPERLATIVES	24-25 CAREER
10+ POINTS	-- 48	3+ STEALS	-- 9
15+ POINTS	-- 20	2+ BLOCKS	-- 28
20+ POINTS	-- 6	DOUBLE-DOUBLES	-- 22
30+ POINTS	-- 1	LED VANDY IN PTS	-- 13
MADE 3+ 3-PT FG	-- --	LED VANDY IN REB	-- 53
10+ REBS	-- 24	LED VANDY IN AST	-- 5
3+ ASSISTS	-- 8	LED VANDY IN STL	-- 5
		LED VANDY IN BLK	-- 54

GAME-BY-GAME

DATE	OPPONENT	GS	MIN	FGM/A	FG%	3FG/A	3P%	FTM/A	FG%	OFF	DEF	TOT	AVG	PF	AST	T/O	BLK	STL	PTS	AVG
11.4.24	LIPSCOMB																			
11.8.24	AUSTIN PEAY																			
11.14.24	AT SOUTH FLORIDA																			
11.17.24	BUTLER																			
11.20.24	HAMPTON																			
11.22.24	SAMFORD																			
11.26.24	VS. ARIZONA																			
11.27.24	VS. MICHIGAN ST.																			
12.1.24	APPALACHIAN ST.																			
12.4.24	AT MIAMI																			
12.14.24	EVANSVILLE																			
12.19.24	AT DAYTON																			
12.21.24	WEST GEORGIA																			
12.29.24	ALABAMA A&M																			
1.2.25	GEORGIA																			
1.5.25	KENTUCKY																			
1.9.25	AT OLE MISS																			
1.13.25	AT LSU																			
1.19.25	TENNESSEE																			
1.23.25	ARKANSAS																			
1.26.25	AT ALABAMA																			
1.30.25	AT FLORIDA																			
2.2.25	OLE MISS																			
2.6.25	AT TEXAS																			
2.13.25	MISSISSIPPI STATE																			
2.16.25	AT AUBURN																			
2.20.25	AT OKLAHOMA																			
2.23.25	SOUTH CAROLINA																			
2.27.25	TEXAS A&M																			
3.2.25	AT MISSOURI																			
TOTAL		0	00.00	0-0	.000	0-0	.000	0-0	.000	0	0	0	0.0	0	0	0	0	0	0	0.0

CAREER STATS

YEAR	GP	GS	MIN	AVG	FG	FGA	PCT	3FG	3FGA	3PCT	FT	FTA	PCT	OFF	DEF	TOT	AVG	PF	FO	AST	TO	BLK	STL	PTS	AVG
2021-22	35	8	708	20.2	104	224	.464	0	0	.000	58	85	.682	113	117	230	6.6	87	2	26	57	19	26	266	7.6
2022-23	31	31	798	25.7	136	294	.463	0	1	.000	72	114	.632	91	137	228	7.4	87	5	35	67	45	25	344	11.1
2023-24	33	33	959	29.1	163	310	.526	0	0	.000	72	117	.615	118	144	262	7.9	91	4	44	90	44	52	398	12.1
2024-25	--	--	--	--	--	--	--	--	--	--	--	--	--	--	--	--	--	--	--	--	--	--	--	--	--
CAREER	99	72	2465	24.9	403	828	.487	0	1	.000	202	316	.639	322	398	720	7.3	265	11	105	214	108	103	1008	10.2

GAME RECAPS

GAME 1 Vanderbilt vs. Lipscomb

	1	2	3	4	TOTAL
L	15	10	14	11	50
V	31	22	28	21	102

DATE Nov. 4, 2024 **SITE** Memorial Gymnasium (Nashville, Tenn.)

TIPOFF 11:00 a.m. **END** 12:48 p.m. **ELAPSED** 1:48
ATTENDANCE 5,282

DORES DOMINATE BISONS

NASHVILLE, Tenn. – The Vanderbilt women's basketball team began the 2024-25 campaign in a big way, as the Commodores blitzed Lipscomb, 102-50, in Monday's season opener.

Vanderbilt scored 100-plus points for the first time under head coach Shea Ralph in the season-opening victory over the Bisons. The last time the Dores registered 100 or more points came on Nov. 25, 2019, when Vandy posted a 106-55 win at Tennessee State.

The Commodores move to 1-0 on the year, while Lipscomb falls to 0-1. With the win, Vanderbilt improves to 4-0 in season openers under Ralph. She becomes the first Vanderbilt women's basketball coach to win four-straight season openers to begin their career.

Sophomore Khamil Pierre registered her fifth career double-double in the season opener. The 6-2 forward scored a team-high 25 points and pulled down a team-best 14 rebounds in 24 minutes of action. The Phoenix, Arizona, native went 12-of-17 from the field and added five steals to her stat line. Pierre is the first Dore to record a double-double in the season opener since Koi Love's 19-point, 12-rebound effort against East Tennessee State in the first game of the 2020-21 campaign.

Pierre was one of four Vanderbilt players to register double-digit points against Lipscomb. Freshman Mikayla Blakes tallied 23 points in her Vanderbilt debut. Meanwhile, senior Iyana Moore added 15 points to extend her double-digit scoring streak to eight games, and sophomore Madison Greene collected 14 points off the bench in her first game with the Commodores since her season-ending knee injury against Lipscomb last year.

The Commodores used its size advantage against Lipscomb throughout the game, as Vandy scored 70 points in the paint, which allowed the Dores to shoot 53.1 percent from the field. Defensively, Vanderbilt held LU to 27.9 percent from the field and forced its Music City counterpart into 23 turnovers.

BOX SCORE

Lipscomb - 50		Record: 0-1																			
NO. Name	Min	FG	3P	FT	Rebounds	Fouls	TP	AS	TO	ST	Blocks	TS	BA	+	-	Shooting By Period					
		Min	MA	MA	OR	DR	PP	PS								1st	2nd	3rd	4th	TOT	
1. Claire McGowan	G	20:55	3	0-2	2-4	3	1	4	2	5	8	1	2	2	0	24	37.5%	0	0	0	0
3. Molly Heard	G	13:07	6-10	1-4	0-0	0	1	4	2	0	8	0	1	1	0	1	29	60.0%	0	0	0
14. Anthonia Cox	G	20:46	1-3	0-1	1-2	1	3	1	2	3	1	6	0	0	0	31	21.4%	0	0	0	0
21. Bella Vinson	G	21:38	1-7	1-5	0-0	2	1	3	1	0	3	2	2	0	0	37	14.0%	0	0	0	0
32. Jaylin Holcomb	G	22:13	0-7	0-7	2-2	0	2	2	2	2	2	1	2	1	0	40	0%	0	0	0	0
32. Taylor Bowen	F	18:40	0-4	0-0	1-3	4	1	1	1	0	0	0	0	0	0	21	0%	0	0	0	0
0. Olivia Vandgriff	F	19:38	0-2	0-2	0	1	2	3	0	0	0	1	1	0	0	16	0%	0	0	0	0
2. Elena Bertrand	F	25:48	6-11	2-3	2-5	0	2	1	5	16	0	4	2	0	0	38	54.5%	0	0	0	0
22. Addisyon Melton	F	21:52	2-9	2-7	2-2	1	2	2	1	8	0	1	1	0	1	27	22.2%	0	0	0	0
31. Isabella Pitts	F	15:50	0-0	0-0	1-2	1	1	2	1	1	1	0	1	0	1	14	0%	0	0	0	0
Team																1	3	0	3	7	
Totals			17-61	6-35	10-17	15	17	32	15	17	50	6	23	6	12	1	50				
Technical Fouls: NONE																					

Vanderbilt - 102		Record: 1-0																			
NO. Name	Min	FG	3P	FT	Rebounds	Fouls	TP	AS	TO	ST	Blocks	TS	BA	+	-	Shooting By Period					
		Min	MA	MA	OR	DR	PP	PS								1st	2nd	3rd	4th	TOT	
10. Claire Nevels	G	F23:39	12-17	0-0	1	6	1	4	2	2	5	1	2	0	0	23	14.3%	0	0	0	0
12. Khambi Pierre	F	F23:39	12-17	0-0	1	6	1	4	2	2	5	1	2	0	0	36	11.1%	0	0	0	0
1. McKayla Biles	G	25:51	9-18	5-7	3-3	3	2	5	2	5	8	0	2	0	0	40	47.5%	0	0	0	0
1. Brandon Oler	F	18:01	0-0	0-0	0-0	0	0	0	0	0	0	0	0	0	0	1	0%	0	0	0	0
23. Inyana Moore	G	27:18	6-12	2-4	1-1	3	3	6	1	2	15	1	1	1	0	34	35.3%	0	0	0	0
1. Kaitlyn Williams	F	20:00	1-3	0-0	0-0	0	0	0	0	0	0	0	0	0	0	1	0%	0	0	0	0
14. Aiyana Mitchell	F	11:58	3-4	0-0	2-5	1	1	2	0	3	0	0	0	0	0	14	85.7%	0	0	0	0
30. Trinity Wilson	F	10:21	1-4	0-0	0-0	2	3	5	1	0	2	1	0	0	0	17	4.7%	0	0	0	0
1. Kaitlyn Williams	F	12:01	1-1	0-0	0-0	0	0	0	0	0	0	0	0	0	0	1	0%	0	0	0	0
2. Jada Brown	F	12:34	1-4	0-0	2-2	1	0	1	3	1	4	0	0	0	0	13	7.7%	0	0	0	0
Team																2	2	0	2	4	
Totals			58-81	5-17	11-14	22	34	57	17	15	115	1	1	1	0	120					
Technical Fouls: NONE																					

		BISONS		VANDY			
Biggest lead	0	1 st 10:00	52	4 th 0:30			
Best Scoring Run	5	1 st 7:53	10	1 st 2:32			
Lead Changes	0						
Times Tied	1						
Time with Lead	00:00	39:41					
		Points from		BISONS	VANDY		
		Turnovers		8	22		
		Paint		22	70		
		Second Chance		8	23		
		Fast Breaks		3	27		
		Bench		25	31		

Period by Period Scoring					
	1st	2nd	3rd	4th	TOT
BISONS	15	10	14	11	50
VANDY	31	22	28	21	102

INDIVIDUAL LEADERS

POINTS		REBOUNDS		ASSISTS		STEALS		BLOCKS	
Khamil Pierre - 25 pts	Elena Bertrand - 16 pts	Khamil Pierre - 14 reb	Three tied with 4 reb	Mikayla Blakes - 23 pts	Molly Heard - 9 pts	Khamil Pierre - 5 ast	Bella Vinson - 2 ast	Madison Greene - 6 stl	Elena Bertrand - 2 stl
Mikayla Blakes - 23 pts	Molly Heard - 9 pts	I. Moore/J. Nwabia - 6 reb	Three tied with 3 reb	Madison Greene - 4 ast	Four tied with 1 ast	Khamil Pierre - 5 stl	Elena Bertrand - 2 stl	Claire McGowan - 2 stl	A. Melton/L. Pitta - 1 blk
Aiyana Mitchell - 1 blk									

GAME 2 Vanderbilt vs. Austin Peay

	1	2	3	4	TOTAL
A	16	10	4	7	37
V	24	28	26	15	93

DATE Nov. 8, 2024 **SITE** Memorial Gymnasium (Nashville, Tenn.)

TIPOFF 6:30 p.m. **END** 8:31 p.m. **ELAPSED** 2:01
ATTENDANCE 2,343

DORES RUN AWAY FROM GOVERNORS

NASHVILLE, Tenn. – The Vanderbilt women's basketball rolled to a second-straight victory over the 2024-25 season, as the Commodores collected a 93-37 win over Austin Peay Friday night at Memorial Gym.

Sophomore Khamil Pierre posted her second-consecutive double-double to begin her 2024-25 campaign, as she scored 13 points and pulled down 10 rebounds against the Governors. Pierre becomes the first Dore since Koi Love in 2020-21 to start a season with two-straight double-doubles. It was also Pierre's sixth career double-double at Vandy.

The win moves Vanderbilt to 2-0 on the year, while Austin Peay falls to 0-2. It marks the second-straight season that the Dores have won the first two games of a season. The Commodores also improve to 26-5 against nonconference foes at Memorial Gym under head coach Shea Ralph. Vandy moved to 18-1 all-time against APSU, as the Dores have won 18-straight games against the Govs.

Pierre led a quartet of double-digit scorers for the Commodores in Friday's victory. She was joined by senior Iyana Moore and freshman Mikayla Blakes, who each scored a game-high 16 points. Moore's 16-point effort extended her double-digit scoring streak to nine games dating back to last season. Sophomore Madison Greene registered a team-best 13 points off the bench in a career-high 30 minutes of action. Greene and Moore each dished out a game-best three assists, while Blakes paced the Vandy with three steals.

Vanderbilt used a 24-0 run that started at the 1:46 mark of the second quarter and ended with 6:27 left to play in the third to put the Govs away for good. The Commodores scored the final 11 points of the second quarter, then registered the first 13 points of the third stanza.

Vanderbilt's extended run turned a 15-point lead into a 39-point advantage for the Dores.

The Vandy defense locked up Austin Peay over the final two frames, as the Commodores allowed 11 points over the final 20 minutes of play. Vanderbilt held APSU to four points in the third quarter. That marks the lowest point total allowed by the Commodores in a stanza since last season's contest at Butler, where Vandy held the Bulldogs to four second-quarter points.

The Dores shot 45.1 percent from the floor Friday while holding the Governors to a 28.8 field goal percentage. Vanderbilt scored 42 points in the paint and forced Austin Peay into 25 turnovers that turned into 33 points.

BOX SCORE


Austin Peay - 37															Record: 0-2														
NO.	Name	Min	FG	3P	FT	Rebounds	Fouls	TP	AS	TO	ST	Blocks	TS	BA	+	-	Shooting By Period												
		Min	MA	MA	MA	OR	DR	PP	PS								1st	2nd	3rd	4th	TOT								
20	SaMya Wyatt	F	23:16	4-7	0-0	0-2	1	0	1	3	1	8	0	3	2	0	1	32	57.1%	0	0	0							
34	Jenny Nambire	F	16:21	0-3	0-0	1-2	1	3	2	1	0	0	0	0	0	0	28	0%	0	0	0								
2	Nayyah Simmons	G	18:17	2-4	1-1	0-0	0	0	0	2	1	5	1	1	0	0	30	50.0%	0	0	0								
5	Abby Cater	G	23:18	4-7	0-1	0-0	1	2	3	3	0	8	1	1	2	0	30	57.1%	0	0	0								
10	La'Nya Foster	G	21:47	1-6	1-2	0-0	4	4	3	2	0	1	1	2	0	0	25	16.7%	0	0	0								
3	Anova Sheals	F	18:46	0-3	0-1	0-2	0	1	1	2	0	0	0	0	0	0	43	0%	0	0	0								
4	Anova Sheals	F	27:53	3-13	0-4	1-4	0	5	3	3	7	2	6	0	0	0	33	23.1%	0	0	0								
0	Niesha Burrell	F	18:20	0-3	0-0	0-0	2	1	2	3	4	0	1	1	0	0	19	0%	0	0	0								
32	Jeaneane Bransden	F	12:47	0-1	0-0	0-0	1	1	2	4	0	0	0	0	0	0	22	0%	0	0	0								
15	Briana Rivera	F	16:08	1-4	1-4	0-0	0	0	0	1	0	3	0	0	0	0	18	25.0%	0	0	0								
21	Rose Armoudeth	SG	10:45	0-1	0-1	0-0	0	0	0	0	0	0	0	0	0	0	2	0%	0	0	0								
Team																	2	4	0	0	0								
Totals				15-52	3-14	14-14	8	30	28	27	10	0	6	25	6	2	59												
Technical Fouls: NONE																													

Vanderbilt - 33															Record: 2-0														
NO.	Name	Min	FG	3P	FT	Rebounds	Fouls	TP	AS	TO	ST	Blocks	TS	BA	+	-	Shooting By Period												
		Min	MA	MA	MA	OR	DR	PP	PS								1st	2nd	3rd	4th	TOT								
10	Jane Nabwa	F	20:30	4-10	0-2	1	3	0	3	0	1	2	9	0	2	0	2	2	1	40	50.0%								
12	Khamil Perry	F	18:31	5-9	0-0	3-5	3	7	10	0	4	1	9	0	2	0	0	0	0	41	55.6%								
24	Madeline Greene	F	24:24	2-4	0-0	2-2	1	1	1	0	0	0	0	0	0	0	0	0	0	40	50.0%								
13	Jordyn Oliver	F	22:50	1-4	0-0	2-2	2-5	7	1	2	1	4	2	0	0	0	0	0	0	38	25.0%								
22	Iyana Moody	G	24:22	5-8	1-3	5-6	1	2	3	3	3	6	3	2	0	0	0	0	0	40	62.5%								
24	Madeline Greene	F	24:24	2-4	0-0	2-2	1	1	1	0	0	0	0	0	0	0	0	0	0	40	50.0%								
14	Ayana Michalek	F	16:21	2-4	0-0	1-2	2	2	4	2	2	2	5	0	0	0	0	0	0	13	50.0%								
14	Ayana Michalek	F	17:29	2-5	0-0	2-2	4	4	1	0	6	2	1	0	0	0	2	0	0	17	40.0%								
23	Trinity Kaplan	G	16:09	0-1	0-0	0-0	1	1	1	0	0	0	0	0	0	0	0	0	0	10	0%								
2	Jada Brown	SG	05:09	0-1	0-1	0-0	1	2	1	2	1	0	1	0	0	0	0	0	0	2	0%								
30	Trinity Wilson	SG	06:56	0-4	0-0	0-2	3	3	5	1	1	4	0	0	0	0	0	0	0	3	0%								
Team				30-71	6-17	20-24	55	15	27	30	5	12	10	8	2	59													
Technical Fouls: NONE																													

Biggest lead	4 (1 st 9:00)	56 (4 th 1:33)	Points from Turnovers	10	33	Period by Period Scoring					
Best Scoring Run	4(1 st 9:00)	24(3 rd 6:27)	Paint	20	42	1st2nd3rd4thTOT					
Lead Changes	1		Second Chance	4	20	APSU	16	10	4	7	37
Times Tied	0		Fast Breaks	1	24	VANDY	24	28	26	15	93
Time with Lead	01:08	38:21	Bench	12	35						

GAME RECAPS

GAME 4 Vanderbilt vs. Butler

	1	2	3	4	TOTAL
	8	12	16	16	52
V	17	20	22	22	81

DATE Nov. 17, 2024 **SITE** Memorial Gymnasium (Nashville, Tenn.)

TIPOFF 2:00 p.m. **END** 3:45 p.m. **ELAPSED** 1:45
ATTENDANCE 2,615

DORES CAGE BULLDOGS

NASHVILLE, Tenn. – The duo of freshman Mikayla Blakes and sophomore Khamil Pierre sparked the Vanderbilt women's basketball team to an 81-52 win over Butler on Sunday to kick off a three-game homestand at Memorial Gymnasium.

The Commodore underclassmen outscored Butler by a point, as they combined to register 53 points against the Bulldogs. Blakes registered a career-high 29 points in Sunday's win, while Pierre chipped in 24 points. They are the first set of Vandy women's basketball players to score 20 points in a game since Jan. 7, 2024, when Jordyn Cambridge (24 points) and Iyana Moore (20 points) accomplished the feat against Florida at Memorial Gym.

The win improves Vanderbilt to 4-0 on the year, as the Dores handed the Bulldogs, who are now 3-1, their first loss of the 2024-25 campaign.

Blakes' 29-point performance against Butler is tied for the fifth-most points scored by a Vanderbilt freshman in a game. She matches with Kady Schran (vs. LSU, Jan. 29, 2012), Barbara Brackman (vs. Duke, March 13, 1982), and Harriet Brumfield (at Delta State, Feb. 20, 1982, and vs. Northwestern, Nov. 27, 1981). Blakes also extends her double-digit scoring streak to four games to open her Vanderbilt career.

Pierre had a 24-point performance to extend her double-digit scoring streak to seven games dating back to last season. The 6-2 forward pulled down a game-high eight rebounds, bringing her three-game double-double streak to an end. It is the third time in Pierre's collegiate career that she has scored 20 or more points in a game. She also collected a game-best four steals against the Bulldogs.

The Commodores shot 50.9 percent from the field on Sunday while limiting Butler to a 38.3 percent success rate from the floor. The Dores hit a season-high eight 3-pointers in the win and held a 33-25 edge on the glass. Vandy forced Butler into 30 turnovers, which turned into 41 points for the Commodores.



BOX SCORE

Butler - 52		Record: 3-1													
NO. Name	Min	FG	3P	FT	Rebounds	Fouls	TP	AS	TO	ST	Blocks	TS	TS %	Shooting By Period	
24 Cristian Carter	17:34	2-4	0-0	1-2	2	1	3	2	2	0	1	0	0	-19	1st FGM: 2-6 33.3%
1 Karyn Norman	14:51	0-4	0-2	0-0	0	0	0	0	0	0	0	0	0	-18	PTN: 3-4 75%
2 Riley Matukalsky	20:28	0-1	0-0	2-2	1	1	2	3	2	0	0	0	0	-28	2nd FGM: 5-13 38.5%
11 Kiyan McGill	25:42	2-7	0-3	1-2	2	2	4	1	9	5	1	2	0	-27	3rd FGM: 2-6 33.3%
21 Caroline Strande	22:23	0-10	0-7	0	0	3	0	0	2	0	0	0	0	-16	PTN: 0-6 0%
12 Lily Cammody	15:56	2-6	0-1	1-1	0	0	0	3	3	5	1	6	4	-19	4th FGM: 5-13 38.5%
3 Ari Wiggins	19:54	3-4	1	1	2	0	0	1	1	8	4	3	0	-6	5th FGM: 2-5 40.0%
28 Sydney Jaynes	13:17	0-1	0-0	0-0	1	1	2	0	0	0	1	3	0	-15	PTN: 4-5 80%
14 Jocelyn Land	14:12	0-4	0-2	0-2	1	0	1	0	1	2	2	1	0	-5	6th FGM: 6-13 46.2%
10 Lily Zierlein	17:34	1-3	1-2	0-0	0	0	2	1	3	2	0	1	1	-7	7th FGM: 3-5 60.0%
21 Lily Stoddard	09:09	0-0	0-0	0-0	0	3	3	1	0	0	0	0	0	-2	PTN: 1-2 50%
Team					2	5	7		0		0				GM FGM: 19-47 38.3%
Totals	18:47	8-18	8-11	9	16	25	16	18	52	12	30	12	0	-20	GM FTM: 8-18 44.4%
Technical Fouls: NONE														Dead Ball Rebounds: 4-1	

Vanderbilt - 81		Record: 4-0												Game Date: 02/04/2024			
NO.	Name	Min	FG	3P	FT	Rebounds	Fouls	TP	AS	TO	ST	Blocks	TS	TS %	Shooting By Period		
10	Jane Nwabia	P 25:51	3-4	0-0	2-2	4	2	1	9	1	2	1	2	0	11	1st FGM: 1-3 33.3%	
12	Khamil Pierre	P 23:18	9-15	0-1	6-8	2	6	8	2	24	3	1	4	0	19	2nd FGM: 4-4 100%	
1	Mikayla Blakes	P 35:34	9-19	4-9	7-8	1	1	2	3	6	20	2	3	0	0	32	3rd FGM: 9-17 52.9%
4	Madison Greene	G 20:20	0-2	0-2	0	0	2	3	1	0	1	5	3	0	0	23	4th FGM: 2-5 40.0%
11	Jordyn Oliver	G 32:48	1-3	0-0	0	0	1	2	3	1	2	6	1	2	0	19	5th FGM: 3-5 60.0%
14	Justine Pissott	P 14:25	1-4	0-0	2-2	4	6	2	2	4	0	1	0	0	0	-15	PTN: 2-3 66.7%
14	Ayana Mitchell	14:11	3-5	0-0	0	1	4	1	5	0	1	6	1	0	0	19	6th FGM: 7-11 63.6%
5	Leilani Kapinus	19:58	2-3	0-0	0	0	0	0	1	0	4	2	3	1	0	24	7th FGM: 3-8 37.5%
24	Aga Makurat	07:12	1-1	0-0	0	0	0	0	1	0	0	1	1	0	0	-1	8th FGM: 9-17 52.9%
2	Jade Brown	03:05	0-1	0-0	0	0	1	0	1	0	0	0	0	0	0	-1	9th FGM: 3-4 75%
30	Trindy Wilson	02:31	0-0	0-0	0	0	0	0	0	0	0	0	0	0	0	-1	GM FGM: 29-57 50.9%
Team						0	2	2		0		0					GM FTM: 29-57 50.9%
Totals		29:57	8-18	15-19	13	25	16	18	51	18	12	17	2	0	25	PTN: 8-18 44.4%	
Technical Fouls: NONE																Dead Ball Rebounds: 4-1	

	BUTLER	VANDY	Points from	BUTLER	VANDY	Period by Period Scoring					
Biggest lead	0 (1 st 10:00)	35 (4 th 3:55)	Turnovers	13	41		1st	2nd	3rd	4th	TOT
Best Scoring Run	7(3 rd 3:40)	12(3 rd 8:25)	Paint	20	30	BUTLER	8	12	16	16	52
Lead Changes	0		Second Chance	7	10						
Times Tied	1		Fast Breaks	7	14	VANDY	17	20	22	22	81
Time with Lead	00:00	37:08	Bench	18	17						

INDIVIDUAL LEADERS

		
Points	Mikayla Blakes - 29 pts Khamil Pierre - 24 pts	Elena Bertrand - 16 pts Molly Heard - 9 pts
Rebounds	Khamil Pierre - 8 reb Justine Pissott - 6 reb	Three tied with 4 reb Three tied with 3 reb
Assists	Jordyn Oliver - 6 ast Khamil Pierre - 3 ast	Bella Vinson - 2 ast Four tied with 1 ast
Steals	Khamil Pierre - 4 stl Three tied with 3 stl	Elena Bertrand - 2 stl Claire McGowan - 2 stl
Blocks	L. Kapinus/J. Nwabia - 1 blk	No Blocks

GAME 5 Vanderbilt vs. Hampton

	1	2	3	4	TOTAL
	21	7	4	13	45
V	23	28	25	18	94

DATE Nov. 20, 2024 **SITE** Memorial Gymnasium (Nashville, Tenn.)

TIPOFF 6:30 p.m. **END** 8:11 p.m. **ELAPSED** 1:41
ATTENDANCE 2,353

DORES SINK LADY PIRATES

NASHVILLE, Tenn. – The Vanderbilt women's basketball team rolled to a 94-45 victory over Hampton Wednesday night at Memorial Gymnasium, as the Commodores remain perfect at 5-0 to open the 2024-25 season.

With the win, Vanderbilt improves to 5-0 for the third year in a row. It marks the first time in program history that the Dores have opened three consecutive seasons at 5-0. The loss drops Hampton to 1-3 overall this season.

The Commodores got off to a slow start but used a 51-7 run between the second and third quarters that broke a 23-23 tie and gave Vandy a 44-30 advantage. The Dores held the Lady Pirates scoreless for 7:05 of game time and rolled off 26-straight points during the stretch to post its longest-scoring run of the season. It is also the second time that Vanderbilt has scored 20-plus points in a row this season, as the Commodores put up 24-straight points against Austin Peay on Nov. 8.

Freshman Mikayla Blakes turned in another spectacular performance. She scored a game-high 22 points and dished out a career-best eight assists to go along with three steals. Blakes, who was named the SEC Freshman of the Week for the first time in her career earlier this week, is the only Commodore since at least 2009-10 to register at least 15-plus points and two or more steals in each of their first five games at Vanderbilt.

Sophomore Khamil Pierre collected her fourth double-double of the season with a 15-point, 12-rebound effort against the Lady Pirates. The 6-2 forward was one of four double-digit scorers for the Commodores in Wednesday's victory. Senior Iyana Moore returned from a one-game absence and scored 12 points, going 5-of-10 from the floor. Sophomore Madison Greene chipped in 11 points off the bench after starting in the last two games in Moore's place. Greene has now scored double-digit points in all three games she has come off the bench this season.

Vanderbilt shot 54.3 percent from the field. It is the third time that the Commodores have shot over 50 percent from the floor in 2024-25. The Dores held Hampton to 36.7 percent from the floor and allowed a season-low three 3-point field goals. Vandy forced HU into 24 turnovers, which the Commodores turned into 36 points.



BOX SCORE

Hampton - 45		Record: 1-3													
NO. Name	Min	FG	3P	FT	Rebounds	Fouls	TP	AS	TO	ST	Blocks	TS	TS %	Shooting By Period	
24 Astia Dabo	22:07	5-7	2-3	0-0	1	3	4	1	2	0	0	0	0	0	1st FGM: 9-15 60.0%
43 Atria Nikishina	08:58	0-0	0-0	0-0	0	0	0	0	0	0	0	0	0	0	21 2nd FGM: 3-3 33.3%
0 CeCe Thomas	23:15	2-5	1-1	0-0	0	0	1	0	5	3	4	0	0	0	22 3rd FGM: 1-4 25.0%
1 Le'Asia Foreman	02:37	2-6	0-0	0-0	1	4	5	2	2	4	0	0	0	0	23 4th FGM: 1-4 25.0%
22 Amayah Reaves	33:10	1-5	0-2	2-4	1	3	4	5	4	3	2	0	1	0	25 5th FGM: 0-0 0%
10 Tyra Kennedy	20:24	0-5	0-0	0-0	0	0	0	0	1	0	1	0	2	0	25 6th FGM: 1-11 9.1%
3 Jeneae Dublin	24:46	5-8	0-0	2-2	1	5	6	0	12	1	2	2	0	1	32 7th FGM: 0-4 0.0%
5 Diamond Wiggins	08:26	1-3	0-0	0-0	0	0	0	0	2	0	0	0	0	2	17 8th FGM: 5-4 55.6%
25 Tiani Abrams	09:48	0-4	0-4	0-0	0	0	0	0	0	0	1	0	1	0	-16 9th FGM: 0-1 0.0%
2 Masika Goto	07:08	0-1	0-0	0-0	0	0	0	0	0	0	2	1	0	0	-11 PTN: 5-4 75%
21 Casey Miller	11:27	1-2	0-0	2-2	0	1	1	2	1	4	0	0	0	0	-15 GM FGM: 19-49 36.7%
Team					2	2	4		0		0				GM FTM: 3-12 25.0%
Totals	18:40	3-12	8-8	6	18	24	15	17	45	12	23	1	0	20	PTN: 6-8 75.0%
Technical Fouls: NONE														Dead Ball Rebounds: 2-1	


Vanderbilt - 94		Record: 5-0													
NO.	Name	Min	FG	3P	FT	Rebounds	Fouls	TP	AS	TO	ST	Blocks	TS	Shooting By Period	
10	Jane Nwabia	17:51	3-5	0-2	2-2	1	1	1	8	1	2	1	3	0	17
12	Khamil Pierre	27:20	7-14	0-0	1-1	6	12	2	4	15	0	1	3	0	41
1	Mikayla Blakes	39:14	9-14	1-5	3-5	1	3	1	2	4	22	8	1	3	32
11	Jordyn Oliver	36:18	2-4	0-0	0-0	2	3	3	1	1	4	1	0	0	27
23	Iyana Moore	32:16	5-10	2-7	0-0	0	3	3	0	1	12	1	1	0	37
4	Madison Greene	22:50	4-12	2-2	0-0	2	2	3	2	11	1	1	0	1	29
5	Leilani Kapinus	17:22	3-4	1-1	2-2	2	2	1	9	5	1	0	0	0	14
14	Ayana Mitchell	12:30	0-0	0-0	0-0	1	1	0	0	4	1	0	0	0	8
24	Aga Makurat	16:20	2-5	2-5	0-0	1	4	5	0	1	0	0	2	0	10
10	Justine Pissott	08:51	1-5	1-3	0-0	1	1	2	0	8	0	0	1	0	12
2	Jade Brown	05:57	0-0	0-0	0-0	0	1	2	0	0	0	0	1	0	7
30	Trindy Wilson	05:57	0-1	0-0	0-0	0	0	0	0	0	0	0	1	0	-17
Team						3	4			0		0			
Totals		38:70	8-25	10-12	15-25	40	11	15	94	22	11	8	1	0	29
Technical Fouls: NONE														Dead Ball Rebounds: 1-0	

	HAMP	Vandy	Points from		Period by Period Scoring						
Biggest lead	2 (1 st 8:25)	56 (4 th 4:18)	Turnovers	12	36						
Best Scoring Run	6 (4 th 1:02)	26 (3 rd 5:23)	Paint	28	46						
Lead Changes	9		Second Chance	4	19	HAMP	21	7	4	13	45
Times Tied	6		Fast Breaks	6	13						
Time with Lead	02:16	33:17	Bench	18	33	Vandy	23	28	25	18	94

INDIVIDUAL LEADERS


		
Points	Mikayla Blakes - 22 pts Khamil Pierre - 15 pts	A.Dabo/J. Dublin - 12 pts CeCe Thomas - 5 pts
Rebounds	Khamil Pierre - 12 reb Aga Makurat - 5 reb	Jeneae Dublin - 6 reb Le'Asia Foreman - 5 reb
Assists	Mikayla Blakes - 8 ast Leilani Kapinus - 5 ast	Amayah Reaves - 4 ast CeCe Thomas - 3 ast
Steals	M. Blakes/K. Pierre - 3 stl Leilani Kapinus - 2 stl	A. Reeves/J. Dublin - 2 stl Three tied with 1 stl
Blocks	Jane Nwabia - 3 blk Aga Makurat - 2 blk	Tiani Abrams - 1 blk

GAME 6 Vanderbilt vs. Samford

	1	2	3	4	TOTAL
	21	8	16	14	59
V	19	24	23	38	104

GAME RECAPS

GAME 7 Vanderbilt vs. Arizona

	1	2	3	4	TOTAL
	15	16	19	21	71
	7	11	19	23	60

DATE Nov. 26, 2024 SITE Acrisure Arena (Palm Springs, Calif.)

TIPOFF 3:30 p.m. END 5:32 p.m. ELAPSED 2:03 ATTENDANCE 450

DORES HOLD ON AGAINST WILDCATS

PALM SPRINGS, Calif. – Sophomore Khamil Pierre and Mikayla Blakes each had a 20-plus point performance in the first game of the 2024 Acrisure Classic to lift the Vanderbilt women's basketball team past Arizona, 71-60, Tuesday afternoon.

Vandy's underclass duo registered a combined 48 points as Pierre scored 25 points and Blakes tallied 23 points in the win over the Wildcats. It is the third time this season that the duo registered 20-plus points in the same game. Earlier in the day the pair swept the SEC weekly awards, as Pierre was named SEC Player of the Week and Blakes earned her second-straight SEC Freshman of the Week honor.

With the win, the Commodores improve to 7-0 on the year, while Arizona falls to 6-2 overall. Vanderbilt has now opened back-to-back seasons by winning their first seven games. The last time that happened was during the 1991-92 and 1992-93 campaigns.

Pierre registered her sixth double-double-double of the year to move back into a tie for the most in NCAA Division I this season with LSU's Aneesa Morrow. The Phoenix, Arizona, native scored a game-high 25 points and matched her career-best performance on the glass with 15 rebounds against her home-state team. It is the third-straight double-double for the 6-2 forward and extends her double-digit scoring streak to a career-high 10 games. Pierre flirted with a triple-double against the Wildcats, as she added a career-best seven steals to her stat line.

Blakes scored 23 points and dished out four steals in the victory. She extended her double-digit scoring streak to seven games to begin her Vandy career. She is the first Commodore since at least the 2009-10 season to open their Vanderbilt career by scoring 14-plus points and collecting multiple steals in their first seven games.

The Commodores were held to a season-low 71 points as Vandy shot 38.9 percent from the field. Arizona held a 43.1 percent shooting percentage, though the Dores forced them into 26 turnovers that turned into 29 points for Vanderbilt. Coach Ralph's team has forced at least 20 turnovers in every game during the 2024-25 campaign.

BOX SCORE

Vanderbilt - 71															Record: 7-0				
NO. Name		Min	FG	3P	FT	Rebounds	Fouls	TP	AS	TO	ST	Blocks	pts	reb	Shooting By Period				
			3pt	ft	reb	ast	tot	pts	reb	ast	tot	pts	reb	ast					
12	Khamil Pierre	F	36:12	10-18	0-0	5-9	3	12	15	3	5	25	3	5	7	0	1	8	
1	Mikayla Blakes	G	34:31	6-14	5-8	6-6	0	2	2	4	8	23	4	1	4	0	0	14	
4	Madison Greene	G	16:04	1-4	0-2	1-2	1	3	2	1	3	0	4	0	0	0	0	4	
11	Jordyn Oliver	G	36:55	14-24	0-0	0-0	4	4	8	1	1	2	0	0	0	0	0	12	
23	Iyana Moore	G	37:20	1-9	1-2	0-0	0	0	0	3	0	3	4	7	3	0	0	10	
5	Leilani Kapinus	F	25:22	1-3	0-1	5-6	1	2	3	2	3	7	1	0	3	2	0	14	
14	Aiyana Mitchell	G	04:01	0-0	0-0	5-6	2	0	2	3	0	1	0	1	0	0	0	3	
22	Paulina Paris	G	03:30	0-0	0-0	1-2	0-0	0	0	1	1	1	0	1	0	0	0	-1	
13	Justine Pissott	G	04:06	1-2	0-1	0-0	0	0	0	0	0	2	0	0	0	0	0	-1	
Team						2	4	7	0	0	0	0	0	1					
Totals			21:54	6:14	20:31	15	25	40	19	22	71	12	23	18	2	2	11		
Technical Fouls:NONE															Record: 7-0				
NO. Name		Min	FG	3P	FT	Rebounds	Fouls	TP	AS	TO	ST	Blocks	pts	reb	Shooting By Period				
25	Bryna Cunningham	F	30:14	6-13	0-0	1-2	4	5	9	3	2	17	1	3	3	0	0	1	8
30	Isis Beh	F	27:52	1-2	0-0	0-0	2	3	5	2	1	1	4	1	0	1	0	17	
2	Jada Williams	G	39:39	6-13	5-8	0	4	4	8	20	1	7	6	0	0	0	0	9	
4	Sikilyar Jones	G	20:54	3-9	0-1	0-1	0	0	0	4	2	6	1	0	1	0	0	9	
22	Paulina Paris	G	31:33	4-10	1-2	0-2	3	2	4	3	9	3	1	0	1	0	0	13	
1	Leilani Kapinus	F	24:08	0-3	0-2	0-0	0	2	2	1	0	6	2	0	0	0	0	1	
11	Sahmyra Jah	F	16:16	3-6	0-0	0	0	1	1	4	1	2	0	0	0	0	0	6	
12	Montayla Dew	G	09:04	0-2	0-0	0-0	0	0	0	1	0	0	2	1	0	1	0	2	
13	Madison Ruff	G	01:20	0-0	0-0	0-0	0	0	0	0	1	0	0	0	0	0	0	-2	
Team						2	5	7	0	0	0	0	0	2					
Totals			25:59	4:16	6:11	6	11	22	33	22	19	60	12	26	11	2	2	11	
Technical Fouls:NONE															Record: 6-2				
NO. Name		Min	FG	3P	FT	Rebounds	Fouls	TP	AS	TO	ST	Blocks	pts	reb	Shooting By Period				
25	Bryna Cunningham	F	30:14	6-13	0-0	1-2	4	5	9	3	2	17	1	3	3	0	0	1	8
30	Isis Beh	F	27:52	1-2	0-0	0-0	2	3	5	2	1	1	4	1	0	1	0	17	
2	Jada Williams	G	39:39	6-13	5-8	0	4	4	8	20	1	7	6	0	0	0	0	9	
4	Sikilyar Jones	G	20:54	3-9	0-1	0-1	0	0	0	4	2	6	1	0	1	0	0	9	
22	Paulina Paris	G	31:33	4-10	1-2	0-2	3	2	4	3	9	3	1	0	1	0	0	13	
1	Leilani Kapinus	F	24:08	0-3	0-2	0-0	0	2	2	1	0	6	2	0	0	0	0	1	
11	Sahmyra Jah	F	16:16	3-6	0-0	0	0	1	1	4	1	2	0	0	0	0	0	6	
12	Montayla Dew	G	09:04	0-2	0-0	0-0	0	0	0	1	0	0	2	1	0	1	0	2	
13	Madison Ruff	G	01:20	0-0	0-0	0-0	0	0	0	0	1	0	0	0	0	0	0	-2	
Team						2	5	7	0	0	0	0	0	2					
Totals			25:59	4:16	6:11	6	11	22	33	22	19	60	12	26	11	2	2	11	
Technical Fouls:NONE															Record: 6-2				

	VANDY	ARI
Biggest lead	20 (3 rd 8:46) / 1 (1 st 9:06)	
Best Scoring Run	14 (2 nd 8:46) / 6 (3 rd 4:37)	
Times Tied	2	
Time with Lead	38:43	60:50

INDIVIDUAL LEADERS

	Khamil Pierre - 25 pts	Jada Williams - 20 pts
Points	Mikayla Blakes - 23 pts	Bryna Cunningham - 17 pts
Rebounds	Khamil Pierre - 15 reb	Bryna Cunningham - 9 reb
Assists	Jordyn Oliver - 8 reb	I. Beh/P. Paris - 5 reb
Steals	M. Blakes/I. Moore - 4 ast	Paulina Paris - 3 ast
Blocks	Khamil Pierre - 3 ast	M. Dew/L. Swann - 2 ast
	Khamil Pierre - 7 stl	Jada Williams - 6 stl
	Mikayla Blakes - 4 stl	Bryna Cunningham - 3 stl
	Leilani Kapinus - 2 blk	I. Beh/M. Dew - 1 blk

GAME 8 Vanderbilt vs. Michigan St.

	1	2	3	4	TOTAL
	16	13	16	33	78
	19	8	22	21	70

DATE Nov. 27, 2024 SITE Acrisure Arena (Palm Springs, Calif.)

TIPOFF 3:30 p.m. END 5:37 p.m. ELAPSED 2:08 ATTENDANCE 615

DORES DROP FIRST CONTEST OF 2024-25

PALM SPRINGS, Calif. – The Vanderbilt women's basketball team dropped its first contest of the 2024-25 season, as the Commodores fell to Michigan State, 78-70, in the championship game of the 2024 Acrisure Classic.

In a close contest featuring 14 lead changes, Michigan State used a late rally to down the Commodores. Vanderbilt held a 57-56 lead midway through the fourth quarter before the Spartans went on a 17-5 run over the next three minutes of play to take a 73-62 lead that the Dores could not overcome.

The loss moves Vanderbilt to 7-1 on the year, while Michigan State remains a perfect 8-0 overall.

Vandy had a quartet of players register double-digit points on Wednesday. Sophomore Khamil Pierre tallied a team-high 19 points to extend her career-long double-digit scoring streak to 12 games. She went 8-of-14 from the floor, collected a team-best four steals, and dished out a season-best four assists. Pierre was one of three Dores to pull down a team-best six rebounds as her three-game double-double streak came to an end on Wednesday.

Senior Iyana Moore had a season-high 17-point performance in the loss. Freshman Mikayla Blakes extended her double-digit scoring streak to eight games to begin her career with a 13-point effort. Blakes added a pair of steals against the Spartans to remain the only Commodore since at least 2009-10 to start her Vandy career by scoring double-digit points and having multiple steals in each of their first eight games. Graduate student Jordyn Oliver tallied a season-best 10 points and matched Pierre with a team-high four assists.



Vanderbilt shot 40.6 percent from the field, while Michigan State posted a 43.1 percent shooting percentage. The Commodores forced 24 MSU turnovers, which turned into 23 points off turnovers. MSU outrebounded Vanderbilt 48-34 and had 20 offensive boards, which turned into 16 second-chance points for the Spartans.

BOX SCORE

Michigan St. - 78															Record: 8-0						
NO. Name		Min	FG	3P	FT	Rebounds	Fouls	TP	AS	TO	ST	Blocks	pts	reb	Shooting By Period						
11	Jocelyn Tate	F	27:42	1-4	0-1	4-6	4	1	5	4	3	6	1	4	1	0	1	1	8		
14	Grace VanSlooten	F	27:43	11-19	0-0	3-5	4	6	10	2	5	25	0	2	5	0	0	-4			
1	Jaden Simmons	G	33:10	1-5	0-0	2-4	5	4	9	4	2	5	1	1	1	0	0	1			
4	Theryn Hallock	G	26:32	3-10	1-2	2-2	1	0	1	2	9	6	5	2	0	0	0	8			
40	Julia Ayrault	G	32:14	5-13	3-5	5-6	2	10	12	4	5	24	2	4	2	0	0	13			
22	Nyia Hampton	F	16:27	2-5	0-1	1-2	0	1	1	3	3	5	2	4	2	0	0	13			
5	Emma Shumate	G	07:23	0-0	0-0	0-0	0	0	0	0	1	0	0	0	0	0	0	0			
2	Abby Kimball	F	05:07	0-3	0-1	0-0	1	0	1	0	1	4	2	2	1	0	0	12			
15	Ines Sotelo	F	17:05	2-4	0-0	0-0	0	0	0	0	0	0	0	0	0	0	0	4			
35	Kennedy Blair	F	01:55	0-1	0-0	0-0	0	0	0	0	0	0	0	0	0	0	0	0			
33	Juliana Woodard	G	04:34	0-1	0-1	0-0	1	1	2	0	0	1	0	0	0	0	0	5			
Team						1	2	2	0	0	0	0	0	0							
Totals			29:45	4:12	19:25	20	28	48	21	23	19	15	24	14	7	3	6	8			
Technical Fouls:NONE															Record: 8-0						
NO. Name		Min	FG	3P	FT	Rebounds	Fouls	TP	AS	TO	ST	Blocks	pts	reb	Shooting By Period						
12	Khamil Pierre	F	28:15	8-14	0-0	3-5	4	2	6	5	19	4	1	4	0	0	2	1			
1	Mikayla Blakes	G	28:37	2-10	1-4	6-6	1	0	1	3	7	13	3	2	0	0	0	19			
4	Madison Greene	G	28:38	2-8	0-2	0-0	0	1	1	3	0	4	1	2	2	0	2	4			
11	Jordyn Oliver	G	37:19	5-7	0-0	0-0	4	6	2	2	0	0	4	3	3	1	0	-4			
23	Iyana Moore	G	40:00	5-20	2-7	5-7	4	4	5	17	3	8	0	0	2	0	0	4			
5	Leilani Kapinus	F	18:53	0-1	0-0	1-2	0	3	3	1	1	1	1	2	0	0	0	9			
10	Jane Newaba	G	02:41	0-0	0-0	0-0	0	0	0	0	0	0	1	0	0	0	0	4			
14	Aiyana Mitchell	G	10:45	3-3	0-0	0-0	2	4	6	1	6	0	2	1	1	0	0	16			
33	Juliana Woodard	G	04:34	0-1	0-1	0-0	1	1	2	0	0	1	0	0	0	0	0	5			
Team						1	2	2	0	0	0	0	0	0							
Totals			26:54	3:14	15:30	14	50	34	22	21	17	12	15	3	7	4	8				
Technical Fouls:NONE															Record: 8-0						
MSU (V)		MSU (V)	Points from Turnovers		MSU (V)	MSU (V)	Period by Period Score		Period by Period Score		Period by Period Score		Period by Period Score		Period by Period Score		Period by Period Score		Period by Period Score		
Biggest lead		11 (4 th 1-45)		10 (1 st 45-5)		20 (23)		10 (1 st 10-15)		10 (1 st 10-15)		10 (1 st 10-15)		10 (1 st 10-15)		10 (1 st 10-15)		10 (1 st 10-15)		10 (1 st 10-15)	
Closest		10 (1 st 45-5)		10 (1 st 45-5)		20 (23)		10 (1 st 10-15)		10 (1 st 10-15)		10 (1 st 10-15)		10 (1 st 10-15)		10 (1 st 10-15)		10 (1 st 10-15)		10 (1 st 10-15)	
Points from Turnovers		10 (1 st 45-5)		10 (1 st 45-5)		20 (23)		10 (1 st 10-15)		10 (1 st 10-15)		10 (1 st 10-15)		10 (1 st 10-15)		10 (1 st 10-15)		10 (1 st 10-15)		10 (1 st 10-15)	
MSU (V)		MSU (V)		MSU (V)		MSU (V)		MSU (V)		MSU (V)		MSU (V)		MSU (V)		MSU (V)		MSU (V)		MSU (V)	
MSU (V)		MSU (V)		MSU (V)		MSU (V)		MSU (V)		MSU (V)		MSU (V)		MSU (V)		MSU (V)		MSU (V)		MSU (V)	
MSU (V)		MSU (V)		MSU (V)		MSU (V)		MSU (V)		MSU (V)		MSU (V)		MSU (V)		MSU (V)		MSU (V)		MSU (V)	
MSU (V)		MSU (V)		MSU (V)		MSU (V)		MSU (V)		MSU (V)		MSU (V)		MSU (V)		MSU (V)		MSU (V)		MSU (V)	
MSU (V)		MSU (V)		MSU (V)		MSU (V)		MSU (V)		MSU (V)		MSU (V)		MSU (V)		MSU (V)		MSU (V)		MSU (V)	
MSU (V)		MSU (V)		MSU (V)		MSU (V)		MSU (V)		MSU (V)		MSU (V)		MSU (V)		MSU (V)		MSU (V)		MSU (V)	
MSU (V)		MSU (V)		MSU (V)		MSU (V)		MSU (V)		MSU (V)		MSU (V)		MSU (V)		MSU (V)		MSU (V)		MSU (V)	
MSU (V)		MSU (V)		MSU (V)		MSU (V)		MSU (V)		MSU (V)		MSU (V)		MSU (V)		MSU (V)		MSU (V)		MSU (V)	
MSU (V)		MSU (V)		MSU (V)		MSU (V)		MSU (V)		MSU (V)		MSU (V)		MSU (V)		MSU (V)		MSU (V)		MSU (V)	
MSU (V)		MSU (V)		MSU (V)		MSU (V)		MSU (V)		MSU (V)		MSU (V)		MSU (V)		MSU (V)		MSU (V)		MSU (V)	
MSU (V)		MSU (V)		MSU (V)		MSU (V)		MSU (V)		MSU (V)		MSU (V)		MSU (V)		MSU (V)		MSU (V)		MSU (V)	
MSU (V)		MSU (V)		MSU (V)		MSU (V)		MSU (V)		MSU (V)		MSU (V)		MSU (V)		MSU (V)		MSU (V)		MSU (V)	
MSU (V)		MSU (V)		MSU (V)		MSU (V)		MSU (V)		MSU (V)		MSU (V)		MSU (V)		MSU (V)		MSU (V)		MSU (V)	
MSU (V)		MSU (V)		MSU (V)		MSU (V)		MSU (V)		MSU (V)		MSU (V)		MSU (V)		MSU (V)		MSU (V)		MSU (V)	
MSU (V)		MSU (V)		MSU (V)		MSU (V)		MSU (V)		MSU (V)		MSU (V)		MSU (V)		MSU (V)		MSU (V)		MSU (V)	
MSU (V)		MSU (V)		MSU (V)		MSU (V)		MSU (V)		MSU (V)		MSU (V)		MSU (V)		MSU (V)		MSU (V)		MSU (V)	
MSU (V)		MSU (V)		MSU (V)		MSU (V)		MSU (V)		MSU (V)		MSU (V)		MSU (V)		MSU (V)		MSU (V)		MSU (V)	
MSU (V)		MSU (V)		MSU (V)		MSU (V)		MSU (V)		MSU (V)		MSU (V)		MSU (V)		MSU (V)		MSU (V)		MSU (V)	
MSU (V)		MSU (V)		MSU (V)		MSU (V)		MSU (V)		MSU (V)		MSU (V)		MSU (V)		MSU (V)		MSU (V)		MSU (V)	
MSU (V)		MSU (V)		MSU (V)		MSU (V)		MSU (V)		MSU (V)		MSU (V)		MSU (V)		MSU (V)		MSU (V)		MSU (V)	
MSU (V)		MSU (V)		MSU (V)		MSU (V)		MSU (V)		MSU (V)		MSU (V)		MSU (V)		MSU (V)		MSU (V)		MSU (V)	
MSU (V)		MSU (V)		MSU (V)		MSU (V)		MSU (V)		MSU (V)		MSU (V)		MSU (V)		MSU (V)		MSU (V)		MSU (V)	
MSU (V)		MSU (V)		MSU (V)		MSU (V)		MSU (V)		MSU (V)		MSU (V)		MSU (V)		MSU (V)		MSU (V)		MSU (V)	
MSU (V)		MSU (V)		MSU (V)		MSU (V)		MSU (V)		MSU (V)		MSU (V)		MSU (V)		MSU (V)		MSU (V)		MSU (V)	
MSU (V)		MSU (V)		MSU (V)		MSU (V)		MSU (V)		MSU (V)		MSU (V)		MSU (V)		MSU (V)		MSU (V)		MSU (V)	
MSU (V)		MSU (V)		MSU (V)		MSU (V)		MSU (V)		MSU (V)		MSU (V)		MSU (V)		MSU (V)		MSU (V)		MSU (V)	
MSU (V)		MSU (V)		MSU (V)		MSU (V)		MSU (V)		MSU (V)		MSU (V)		MSU (V)		MSU (V)		MSU (V)		MSU (V)	
MSU (V)		MSU (V)		MSU (V)		MSU (V)		MSU (V)		MSU (V)		MSU (V)		MSU (V)		MSU (V)		MSU (V)		MSU (V)	
MSU (V)		MSU (V)		MSU (V)		MSU (V)		MSU (V)		MSU (V)		MSU (V)		MSU (V)		MSU (V)		MSU (V)		MSU (V)	
MSU (V)		MSU (V)		MSU (V)		MSU (V)		MSU (V)		MSU (V)		MSU (V)		MSU (V)		MSU (V)		MSU (V)		MSU (V)	
MSU (V)		MSU (V)		MSU (V)		MSU (V)		MSU (V)		MSU (V)		MSU (V)		MSU (V)		MSU (V)		MSU (V)		MSU (V)	
MSU (V)		MSU (V)		MSU (V)		MSU (V)		MSU (V)		MSU (V)		MSU (V)		MSU (V)		MSU (V)		MSU (V)		MSU (V)	
MSU (V)		MSU (V)		MSU (V)		MSU (V)		MSU (V)		MSU (V)		MSU (V)		MSU (V)		MSU (V)		MSU (V)		MSU (V)	
MSU (V)		MSU (V)		MSU (V)		MSU (V)		MSU (V)		MSU (V)		MSU (V)		MSU (V)		MSU (V)		MSU (V)		MSU (V)	
MSU (V)		MSU (V)		MSU (V)		MSU (V)		MSU (V)		MSU (V)		MSU (V)		MSU (V)		MSU (V)		MSU (V)		MSU (V)	
MSU (V)		MSU (V)		MSU (V)		MSU (V)		MSU (V)		MSU (V)		MSU (V)		MSU (V)		MSU (V)		MSU (V)		MSU (V)	
MSU (V)		MSU (V)		MSU (V)		MSU (V)		MSU (V)		MSU (V)		MSU (V)		MSU (V)		MSU (V)		MSU (V)		MSU (V)	
MSU (V)		MSU (V)		MSU (V)		MSU (V)		MSU (V)		MSU (V)		MSU (V)		MSU (V)		MSU (V)		MSU (V)		MSU (V)	
MSU (V)		MSU (V)		MSU (V)		MSU (V)		MSU (V)		MSU (V)		MSU (V)		MSU (V)		MSU (V)		MSU (V)		MSU (V)	
MSU (V)		MSU (V)		MSU (V)		MSU (V)		MSU (V)		MSU (V)		MSU (V)		MSU (V)		MSU (V)		MSU (V)		MSU (V)	
MSU (V)		MSU (V)		MSU (V)		MSU (V)		MSU (V)		MSU (V)		MSU (V)		MSU (V)		MSU (V)		MSU (V)		MSU (V)	
MSU (V)		MSU (V)		MSU (V)		MSU (V)		MSU (V)		MSU (V)		MSU (V)		MSU (V)		MSU (V)		MSU (V)		MSU (V)	
MSU (V)		MSU (V)		MSU (V)		MSU (V)		MSU (V)		MSU (V)		MSU (V)		MSU (V)		MSU (V)		MSU (V)		MSU (V)	
MSU (V)		MSU (V)		MSU (V)		MSU (V)		MSU (V)		MSU (V)		MSU (V)		MSU (V)		MSU (V)		MSU (V)		MSU (V)	
MSU (V)		MSU (V)		MSU (V)		MSU (V)		MSU (V)		MSU (V)		MSU (V)		MSU (V)		MSU (V)		MSU (V)		MSU (V)	
MSU (V)		MSU (V)		MSU (V)		MSU (V)		MSU (V)		MSU (V)		MSU (V)		MSU (V)		MSU (V)		MSU (V)		MSU (V)	
MSU (V)		MSU (V)		MSU (V)		MSU (V)		MSU (V)		MSU (V)		MSU (V)		MSU (V)		MSU (V)		MSU (V)		MSU (V)	
MSU (V)		MSU (V)		MSU (V)		MSU (V)		MSU (V)		MSU (V)		MSU (V)		MSU (V)		MSU (V)		MSU (V)		MSU (V)	
MSU (V)		MSU (V)		MSU (V)		MSU (V)		MSU (V)		MSU (V)		MSU (V)		MSU (V)		MSU (V)		MSU (V)		MSU (V)	
MSU (V)		MSU (V)		MSU (V)		MSU (V)		MSU (V)		MSU (V)		MSU (V)		MSU (V)		MSU (V)		MSU (V)		MSU (V)	
MSU (V)		MSU (V)		MSU (V)		MSU (V)		MSU (V)		MSU (V)		MSU (V)		MSU (V)		MSU (V)		MSU (V)		MSU (V)	
MSU (V)		MSU (V)		MSU (V)		MSU (V)		MSU (V)		MSU (V)		MSU (V)		MSU (V)		MSU (V)		MSU (V)		MSU (V)	
MSU (V)		MSU (V)		MSU (V)		MSU (V)		MSU (V)		MSU (V)		MSU (V)		MSU (V)		MSU (V)		MSU (V)		MSU (V)	
MSU (V)		MSU (V)		MSU (V)		MSU (V)		MSU (V)		MSU (V)		MSU (V)		MSU (V)		MSU (V)		MSU (V)		MSU (V)	
MSU (V)		MSU (V)		MSU (V)		MSU (V)		MSU (V)		MSU (V)		MSU (V)		MSU (V)		MSU (V)		MSU (V)		MSU (V)	
MSU (V)		MSU (V)		MSU (V)		MSU (V)		MSU (V)		MSU (V)		MSU (V)		MSU (V)		MSU (V)		MSU (V)		MSU (V)	
MSU (V)		MSU (V)		MSU (V)		MSU (V)		MSU (V)		MSU (V)		MSU (V)		MSU (V)		MSU (V)		MSU (V)		MSU (V)	
MSU (V)		MSU (V)		MSU (V)		MSU (V)		MSU (V)		MSU (V)		MSU (V)		MSU (V)		MSU (V)		MSU (V)		MSU (V)	
MSU (V)		MSU (V)		MSU (V)		MSU (V)		MSU (V)		MSU (V)		MSU (V)		MSU (V)							

GAME RECAPS

GAME 10 Vanderbilt at Miami

	1	2	3	4	TOTAL
	23	23	23	19	88
	13	18	24	15	70

DATE Dec. 4, 2024 **SITE** Watsco Center (Coral Gables, Fla.)

TIPOFF 4:00 p.m. **END** 5:55 p.m. **ELAPSED** 1:55
ATTENDANCE 2,107

DORES BREAK UP HURRICANES

CORAL GABLES, Fla. – Freshman Mikayla Blakes recorded her second-straight 20-plus point performance, while sophomore Khamil Pierre recorded her seventh double-double of the season Wednesday night in an 88-70 win at Miami as part of the SEC/ACC Challenge.

The duo of Blakes and Pierre combined to score 54 points against the Hurricanes. Pierre matched her career-best with a 28-point performance, while Blakes registered 26 points. It is the fourth time this season that the duo has scored over 20 points apiece in a game.

With the win, Vanderbilt improves to 9-1 on the year. The Commodores hand the Hurricanes their first loss of the 2024-25 campaign, as Miami now stands at 7-1 overall.

Pierre equalled her career-best performance of 28 points, which she first registered at Georgia on Feb. 11, 2024, as a freshman. The 6-2 forward also pulled down a game-best 13 rebounds to post her seventh double-double of the season, which is the second-most in all of NCAA Division I. She was her sixth game of the year with 20 or more points, while she added a team-best four steals to her stat line.

Blakes registered 26 points in the victory. It is Blakes' sixth game with 20 or more points this season, as her 26-point performance marks the 12th-most points scored in a game by a Vanderbilt freshman.

Senior Iyana Moore, who scored her 1,000th career point at Vandy in her last contest, registered 13 points in the win. It is Moore's 50th career game, scoring double-digit points at Vanderbilt. She also handed out a season-high seven assists. Graduate student Jordyn Oliver pulled down a season-best nine rebounds as the Commodores outrebounds Miami 36-24.

The Commodores hit nine 3-point field goals on Wednesday, led by Blakes' five makes behind the arc, which ties her career-best performance. Vanderbilt shot an even 50 percent from the field, while Miami posted a 52.8 percent success rate from the field. The Dores forced Miami into 21 turnovers, which turned into 27 Vandy points.

BOX SCORE

Vanderbilt - 88															Record: 9-1													
NO. Name		Min	FG	3P	FT	Rebounds	Fouls	TP	AS	TO	ST	Blocks	pts	ast	Shooting By Period		FG		3P		FT		Rebounds		Fouls			
			Min	FG	3P	FT	Rebounds	Fouls	TP	AS	TO	ST	Blocks	pts	ast													
10	Jane Nwabia	F	20:01	1-3	0-2	0-0	1-0	1-2	0	2	1	0	0	0	4	0	1-3	2	0-2	0-0	0-0	0-0	1-2	1	0	0	0	
12	Khamil Pierre	F	35:45	11-17	6-9	6-8	8	5	13	3	28	0	0	0	19	4	11-17	6	6-9	5	13	3	28	0	0	0	19	
1	Mikayla Blakes	G	27:14	10-22	4-14	1-2	0	1	2	5	3	0	0	0	11	2	10-22	4	4-14	1-2	0	1	2	5	3	0	0	11
11	Jordyn Oliver	G	37:06	1-3	0-0	0-0	3	6	9	0	0	2	4	2	0	0	1-3	0	0-0	0-0	0-0	0-0	3	6	9	0	0	19
23	Iyana Moore	G	35:21	4-11	3-6	2-2	1	2	3	2	3	13	5	2	1	0	4-11	3	3-6	2-2	1	2	3	13	5	2	1	0
5	Leilani Kapinus	F	22:32	3-7	0-1	2-3	3	1	4	4	3	2	0	1	0	1	3-7	0	0-1	2-3	3	1	4	4	3	2	0	1
4	Madison Greene	F	19:50	3-4	1-1	0-0	0	0	0	1	7	3	1	0	0	0	3-4	1	1-1	0-0	0	0	1	7	3	1	0	0
14	Aiyana Mitchell	G	02:11	1-1	0-0	0-0	0	0	2	0	2	0	1	0	0	0	1-1	0	0-0	0	0	0	2	0	1	0	0	0
Team																												
Totals			34:48	52:24	11:15	17	19	36	10	18	20	15	7	1	1	18												
Technical Fouls: NONE															Record: 11-1													

Miami (70)															Record: 7-1														
NO. Name		Min	FG	3P	FT	Rebounds	Fouls	TP	AS	TO	ST	Blocks	pts	ast	Shooting By Period		FG		3P		FT		Rebounds		Fouls				
			Min	FG	3P	FT	Rebounds	Fouls	TP	AS	TO	ST	Blocks	pts	ast														
21	Natalia Marshall	F	15:00	2-5	0-1	1-1	1	3	4	2	1	5	0	0	0	0	2-5	0	0-1	1-1	1	3	4	2	1	5	0	0	
44	Cameron Williams	F	27:28	7-10	0-0	0-0	1	4	3	0	14	1	2	0	0	0	7-10	0	0-0	0-0	0-0	0-0	14	1	2	0	0	0	
4	Jasmyne Roberts	G	20:40	9-14	1-4	2-2	1	2	3	3	4	0	1	2	0	0	9-14	1	1-4	2-2	1	2	3	4	0	1	2	0	
14	Haley Cavinder	G	36:21	5-12	0-0	0-0	4	4	0	8	0	13	5	3	0	0	5-12	0	0-0	0-0	0-0	0-0	8	0	13	5	3	0	
18	Hanna Cavender	G	27:43	3-4	0-2	0-0	0	0	1	0	8	2	2	0	0	0	3-4	0	0-2	0-0	0-0	0-0	8	2	2	0	0	0	
18	Lemayla Hytton	F	05:18	3-2	1-1	0-0	0	0	1	0	0	0	3	2	0	0	3-2	1	1-1	0-0	0-0	0-0	0	0	0	3	2	0	
16	Daniela Abies	F	05:09	0-0	0-0	0-2	1	2	0	1	0	0	0	0	1	0	0-0	0	0-2	1	2	0	1	0	0	0	1	0	
9	Alyssa Adams	F	17:33	0-1	0-0	0-1	1	2	5	0	0	1	2	1	0	0	0-1	0	0-0	0-1	2	5	0	1	2	1	0	0	
8	Caroline Rogers	F	10:05	1-3	1-3	2-2	0	1	0	2	5	1	2	0	0	0	1-3	1	1-3	2-2	0	1	0	2	5	1	2	0	0
42	Leah Harmon	G	18:42	1-2	1-1	0-0	0	0	0	1	0	3	1	1	0	0	1-2	1	1-1	0-0	0	1	0	3	1	1	0	0	0
Team																													
Totals			26:53	61:17	8:11	6	18	24	16	10	20	14	12	1	1	18													
Technical Fouls: NONE															Record: 7-1														



Biggest lead <th data-kind="ghost"></th> <td>20 (4th 1:30)</td> <td>10th 0:40</td>		20 (4 th 1:30)	10 th 0:40				
Best Scoring Run <th data-kind="ghost"></th> <td>9 (2nd 1:46)</td> <td>6 (2nd 9:07)</td>		9 (2 nd 1:46)	6 (2 nd 9:07)				
Lead Changes <th data-kind="ghost"></th> <td>0</td> <td>Second Chance</td> <td>16</td> <td>2</td>		0	Second Chance	16	2		
Times Tied <th data-kind="ghost"></th> <td>0</td> <td>Fast Breaks</td> <td>8</td> <td>3</td>		0	Fast Breaks	8	3		
Time with Lead <th data-kind="ghost"></th> <td>38:33</td> <td>00:00</td> <td>Bench</td> <td>17</td> <td>11</td> <td>70</td>		38:33	00:00	Bench	17	11	70

INDIVIDUAL LEADERS



Points		Khamil Pierre - 28 pts	Jasmyne Roberts - 19 pts
		Mikayla Blakes - 26 pts	Cameron Williams - 14 pts
Rebounds		Khamil Pierre - 13 reb	Cameron Williams - 5 reb
		Jordyn Oliver - 9 reb	N. Marshall/Hal. Cavinder - 4 reb
Assists		Iyana Moore - 7 ast	Haley Cavinder - 5 ast
		Jordyn Oliver - 4 ast	Jasmyne Roberts - 4 ast
Steals		Khamil Pierre - 4 stl	Jasmyne Roberts - 4 stl
		Iyana Moore - 2 stl	Lemayla Hytton - 2 stl
Blocks		Iyana Moore - 1 blk	Daniela Abies - 1 blk

GAME 11 Vanderbilt vs. Evansville

	1	2	3	4	TOTAL
	12	8	11	9	40
	34	24	28	20	106

DATE Dec. 14, 2024 **SITE** Memorial Gymnasium (Nashville, Tenn.)

TIPOFF 2:00 p.m. **END** 3:55 p.m. **ELAPSED** 1:55
ATTENDANCE 2,599

PIERRE'S RECORD-SETTING EFFORT LIFTS DORES PAST EVANSVILLE

NASHVILLE, Tenn. – Sophomore Khamil Pierre set the Vanderbilt women's basketball single-game scoring record on Saturday, registering 42 points in a 106-40 win over Evansville, as the Commodores improve to 10-1 on the year.

Pierre put on one of the most memorable performances in Vanderbilt women's basketball history, as she posted 42 points, 18 rebounds, and eight steals in the win over the Purple Aces. Her 42-point performance set a new program record for most points scored in a single game, passing the previous mark of 41 points shared by Chantelle Anderson (Feb. 8, 2001) and Cjaja Harbison (Jan. 29, 2023).

Vanderbilt improves to 10-1 overall on the year, as the 66-point win over Evansville is tied for the sixth-largest margin of victory in program history. The Dores have now won 18-straight home games against nonconference foes.

The 42 points and 18 rebounds against the Purple Aces establishes career highs for Pierre in each category. Pierre's combined 60 points and rebounds are the most collected by a Vanderbilt women's basketball player in a game in program history. Her 42-point performance on Saturday also extends the 6-2 forward's career-long double-digit scoring streak to 13 games dating back to last season. Pierre also registers her eighth double-double of the season, which is tied for the sixth-most in a season since 1999-00.

The Phoenix, Arizona, native got her day started with a bang, as she scored 20 points in the first quarter. Pierre's performance in the opening frame on Saturday marked the most points scored by a Commodore in the first quarter in program history. Additionally, Pierre ties Marnelle Garraud's program record for most points scored in any quarter, which was set on Jan. 16, 2023, in the fourth quarter at Arkansas.



For Pierre, her eight steals against Evansville established a new career-high mark, while it is tied for the sixth-most steals in a game in program history.

The Commodores broke the century mark for the third time this season, as the 106 points are the most scored in a game this season. It is also the most points Vanderbilt has scored in a game since Nov. 25, 2019, in a 106-55 win at Tennessee State. The 106 points are the most points registered by the Dores at Memorial Gym since Nov. 26, 2010, when Vandy posted a 111-53 victory over Quinnipiac.

Seigning SEC Freshman of the Week, Mikayla Blakes scored 20 or more points for the seventh time this season with a 22-point performance against Evansville. The three-time SEC Freshman of the Week extended her double-digit scoring streak to 11 games to begin her Vanderbilt career. Graduate student Leilani Kapinus also posted a double-double in the win, as she pulled down a season-high 11 rebounds to go along with 10 points off the bench. It is Kapinus' second double-double of the season, while it is the 13th of her career. Senior Lyana Moore's 10-point effort pushes her double-digit scoring streak to four games. Moore's 10 points moved into 38th place on Vanderbilt's all-time scoring list with 1,025 points.

GAME RECAPS

GAME 13 Vanderbilt vs. West Georgia

	1	2	3	4	TOTAL
	14	13	25	16	68
	24	35	20	24	103

DATE Dec. 21, 2024 **SITE** Memorial Gymnasium (Nashville, Tenn.)

TIPOFF 11:00 a.m. **END** 12:43 p.m. **ELAPSED** 1:43
ATTENDANCE 2,634

DORES OUTRUN WOLVES

NASHVILLE, Tenn. – The Vanderbilt women's basketball team broke the 100-point plateau for the fourth time this season as the Commodores collected a 103-68 win over West Georgia on Saturday afternoon at Memorial Gymnasium.

The Commodores got a 20-plus point performance from freshman Mikayla Blakes and sophomore Khamil Pierre for the sixth time this season. Blakes registered a game-high 24 points to extend her double-digit scoring streak to 13 games to begin her Vanderbilt career. Meanwhile, Pierre registered her fourth-straight double-double, 10th overall this season. The 6-2 forward has collected a double-double in six of her last seven games, as her 10 double-doubles overall are the fifth-most collected by a Commodore in a single season in program history. Blakes and Pierre are the only pair of teammates in NCAA Division I, both on the men's side and women's side, to average over 20.0 points per game this season.

With the victory, Vanderbilt improves to 12-1 on the year, while West Georgia falls to 5-5. The Dores have now won 19-straight home games against nonconference teams dating back to the 2022-23 campaign. The Commodores led from start to finish against the Wolves, as Vandy collected its ninth-straight victory overall at Memorial Gymnasium. Additionally, it is Vanderbilt's sixth victory of 35 or more points during the 2024-25 campaign.

Senior Iyana Moore registered 16 points to extend her double-digit scoring streak to six games. Moore's performance against West Georgia moved her to No. 34 on Vanderbilt's all-time scoring list, as she now has 1,055 career points, one point away from moving into 33rd on the list. Graduate student Leilani Kapinus rounded out a quartet of double-digit scorers for the Commodores, scoring 10 points off the bench.

The Dores shot 48.8 percent from the field while limiting West Georgia to a 36.8 percent clip in field goal percentage. Vanderbilt forced 26 turnovers and collected 17 steals in the win, as the Commodores outscored UWG, 37-16, in points off turnovers. Vandy has now collected 16 or more steals in each of its last three contests.



BOX SCORE

West Ga. - 68															Record: 5-5																
NO. Name	Min	FG	3P	FT	Rebounds	Fouls	TP	AS	TO	ST	Blocks	BS	SA	+	Shooting by Period																
		MA	MA		OFF	ON									1st FGM	5-15	33.3%	2nd FGM	5-15	33.3%	3rd FGM	5-15	33.3%	4th FGM	5-15	33.3%	5th FGM	5-15	33.3%		
12 Destiny Jones	F 28:19	2-6	0-0	0-2	5	4	9	2	4	0	4	1	2	3	37	37%	2-6	50.0%	37%	2-6	50.0%	37%	2-6	50.0%	37%	2-6	50.0%	37%	2-6	50.0%	
14 Amanda Blake	F 22:09	5-6	0-0	0-2	2	7	1	1	10	1	2	0	0	0	3	37%	2-6	50.0%	37%	2-6	50.0%	37%	2-6	50.0%	37%	2-6	50.0%	37%	2-6	50.0%	
2 Zuriyah Davis	F 24:51	3-14	2-8	0-0	0	1	1	1	1	8	1	3	1	0	1	29	29%	29%	2-8	25.0%	29%	2-8	25.0%	29%	2-8	25.0%	29%	2-8	25.0%		
3 Mikayla Anderson	G 19:42	2-7	0-3	2-2	1	3	4	2	3	8	6	3	0	1	32	32%	16	16.7%	32%	16	16.7%	32%	16	16.7%	32%	16	16.7%	32%	16	16.7%	
5 Grace O'Gara	F 24:44	3-9	0-0	2	1	3	1	0	5	2	1	1	1	1	32	32%	16	16.7%	32%	16	16.7%	32%	16	16.7%	32%	16	16.7%	32%	16	16.7%	
23 K'Nani Holiday	F 25:48	1-3	0-1	0-0	6	6	4	0	2	2	3	0	0	0	31	31%	16	16.7%	31%	16	16.7%	31%	16	16.7%	31%	16	16.7%	31%	16	16.7%	
1 Sydney Tolbert	28:02	6-14	1-4	2-2	3	0	3	2	1	15	3	4	1	0	1	32	32%	16	16.7%	32%	16	16.7%	32%	16	16.7%	32%	16	16.7%	32%	16	16.7%
12 Bianca Ledford	F 18:14	3-6	2-4	2-2	1	0	1	1	1	10	2	0	1	0	0	9	9%	9%	2-4	50.0%	9%	2-4	50.0%	9%	2-4	50.0%	9%	2-4	50.0%		
15 Riley Black	F 04:09	0-1	0-1	2-2	0	2	0	2	0	2	0	0	0	0	1	1	1	1	1	1	1	1	1	1	1	1	1	1	1	1	
21 Hannah Hicks	F 01:26	0-0	0-0	0-0	0	0	0	0	0	0	0	0	0	0	0	0	0	0	0	0	0	0	0	0	0	0	0	0	0	0	
10 Cate Thremer	F 01:18	0-0	0-0	0-0	0	0	0	0	0	0	0	0	0	0	0	0	0	0	0	0	0	0	0	0	0	0	0	0	0	0	
11 Gaila Fort	F 01:18	0-0	0-0	0-0	0	0	0	0	0	0	0	0	0	0	0	0	0	0	0	0	0	0	0	0	0	0	0	0	0	0	
Team					4	5	0																								
Totals		25-68	10-29	9-12	19	23	41	14	13	103	19	8	3	3	35	35%	16	16.7%	35%	16	16.7%	35%	16	16.7%	35%	16	16.7%	35%	16	16.7%	35%
															Technical Fouls:Passot 4/24-44																
															Dead Ball Rebounds: 2																

Vanderbilt - 103															Record: 12-1																
NO. Name	Min	FG	3P	FT	Rebounds	Fouls	TP	AS	TO	ST	Blocks	BS	SA	+	Shooting by Period																
		MA	MA		OFF	ON									1st FGM	5-15	40.7%	2nd FGM	5-15	40.7%	3rd FGM	5-15	40.7%	4th FGM	5-15	40.7%	5th FGM	5-15	40.7%		
10 Jane Henne	F 15:00	2-2	0-0	1	1	2	1	1	1	2	1	1	1	0	0	21	21%	21%	0-10	0%	21%	0-10	0%	21%	0-10	0%	21%	0-10	0%		
12 Khambi Pierre	F 22:42	10-15	0-0	3-4	4	6	10	4	23	3	1	1	0	0	26	26%	26%	2-4	50%	26%	2-4	50%	26%	2-4	50%	26%	2-4	50%	26%		
11 Jordyn Oliver	F 17:45	0-0	0-0	0-0	1	1	2	0	0	2	2	4	3	0	28	28%	28%	0-10	0%	28%	0-10	0%	28%	0-10	0%	28%	0-10	0%	28%		
20 Iyana Moore	F 25:16	3-9	3-4	1	1	2	0	16	0	2	2	0	0	0	26	26%	26%	2-3	66.7%	26%	2-3	66.7%	26%	2-3	66.7%	26%	2-3	66.7%	26%		
14 Aiyana Matthews	F 15:26	6-6	0-0	2	1	2	0	16	0	2	2	0	0	0	26	26%	26%	2-3	66.7%	26%	2-3	66.7%	26%	2-3	66.7%	26%	2-3	66.7%	26%		
14 Aiyana Matthews	16:07	2-4	0-0	4-4	3	2	5	2	0	2	0	0	0	2	11	11%	11%	0-4	0%	11%	0-4	0%	11%	0-4	0%	11%	0-4	0%	11%		
14 Layla Reppins	14:25	0-4	0-0	0-0	1	1	3	1	16	4	0	0	0	0	7	7%	7%	0-4	0%	7%	0-4	0%	7%	0-4	0%	7%	0-4	0%	7%		
24 Asha Roberts	16:44	0-4	0-0	0-0	1	1	3	1	16	4	0	0	0	0	7	7%	7%	0-4	0%	7%	0-4	0%	7%	0-4	0%	7%	0-4	0%	7%		
13 Justine Prescott	11:13	1-2	1-1	0-2	1	4	1	1	3	1	1	1	0	0	4	4%	4%	0-2	0%	4%	0-2	0%	4%	0-2	0%	4%	0-2	0%	4%		
24 Asha Roberts	16:44	0-4	0-0	0-0	1	1	3	1	16	4	0	0	0	0	7	7%	7%	0-4	0%	7%	0-4	0%	7%	0-4	0%	7%	0-4	0%	7%		
30 Trinity Wright	10:43	0-5	0-0	0-0	0	2	2	0	0	0	0	0	0	0	4	4%	4%	0-5	0%	4%	0-5	0%	4%	0-5	0%	4%	0-5	0%	4%		
Team					6	8	8																								
Totals		27-50	14-25	14-25	19	24	55	20	103	20	10	10	10	10	103	103%	103%	103%	103%	103%	103%	103%	103%	103%	103%	103%	103%	103%	103%		
															Technical Fouls:Prescott 4/24-44																
															Ball Rebounds: 7																



		Wolves		Vandy				Points from		Wolves/Vandy		Period by Period Scoring											
														1st		2nd		3rd		4th		TOT	
Biggest lead		0 (1 st 10:00)		42 (4 th 4:44)				Turnovers		16 37													
Best Scoring Run		8(3 rd 1:23)		15(1 st 7:21)				Paint		22 62													
Lead Changes		0						Second Chance		13 29		Wolves		14		13		25		16		68	
Times Tied		0						Fast Breaks		16 30		Vandy		24		35		20		24		103	
Time with Lead		00:00		39:30				Bench		29 35													

INDIVIDUAL LEADERS

		
Points	Mikayla Blakes - 24 pts Khamil Pierre - 23 pts	Sydne Tolbert - 15 pts A. Blake/B. Ledford - 10 pts
Rebounds	Khamil Pierre - 10 reb Three Tied w/ 5 reb	Destiny Jones - 9 reb Amanda Blake - 9 reb
Assists	Mikayla Blakes - 6 ast Leilani Kapinus - 4 ast	Grace O'Gara - 5 ast Mykah Anderson - 4 ast
Steals	Jordyn Oliver - 4 stl M.Blakes/K. Pierre - 3 stl	Mykah Anderson - 3 stl Four Tied w/ 1 stl
Blocks	Jordyn Oliver - 3 blk Aiwana Mitchell - 2 blk	Destiny Jones - 2 blk Grace O'Gara - 1 blk

GAME RECAPS

GAME 16 Vanderbilt vs. 16/16 Kentucky

	1	2	3	4	TOTAL
	23	23	23	19	88
	13	18	24	15	70

DATE Jan. 5, 2025 SITE Memorial Gymnasium (Nashville, Tenn.)

TIPOFF 2:00 p.m. END 3:47 p.m. ELAPSED 1:47
ATTENDANCE 8,501

DORES FALL TO WILDCATS

NASHVILLE, Tenn. - The Vanderbilt women's basketball team dropped its first SEC contest of the 2024-25 season Sunday afternoon, as the Commodores fell 96-78 to 16-ranked Kentucky at Memorial Gym.

Freshman Mikayla Blakes led the way for the Dores with a game-high 24 points. The guard recorded her 10th contest with 20 or more points this season, the most collected by a Vanderbilt freshman in program history. The Somerset, New Jersey, native hit three 3-point field goals and collected a team-best three steals against the Wildcats.

Sophomore Khamil Pierre posted a double-double for the 11th time this season, as the forward scored 19 points and pulled down 11 rebounds. Pierre matched her career high in assists with five. The forward's 19 points extend her double-digit scoring streak to 18 games. It is the sixth-longest double-figure scoring streak by a Commodore since 1999-00.

Senior Iyana Moore registered a season-high 17 points for the second time this season, which she first accomplished vs. Michigan State on Nov. 27. The guard drilled a team-best five 3-point field goals. Graduate Jordyn Oliver nearly pulled down double-digit rebounds for the second-straight contest with nine caroms on Sunday.

The loss snaps Vandy's 11-game home winning streak dating back to last season. The Commodores fall to 14-2 overall on the year and now stand at 1-1 in SEC play.



The Dores couldn't overcome a hot-shooting Wildcat team, as Kentucky posted a 54.1 percent success rate from the floor and hit 15 3-pointers. Vanderbilt shot 36.5 percent from the floor and forced double-digit turnovers for the 16th-straight game. Despite being outrebounded 41-39 overall, the Commodores were able to post a 19-9 edge over Kentucky on the offensive glass, which led to a 26-9 advantage in second chance points for the Dores.

BOX SCORE

Kentucky - 96																				
Record: 13-1 (0-0)																				
NO. Name	Min	FG	3P	FT	Rebounds	Fouls	TP	AS	TO	Blocks	PF	1st FG	1st 3P	1st FT	2nd FG	2nd 3P	2nd FT	3rd FG	3rd 3P	
7 Taylora Key	21:42	5-8	2-3	2-4	2	1	4	3	3	0	0	0	0	0	0	0	0	0	0	
32 Amelia Hassett	17:38	7-11	6-10	0	2	7	9	4	0	20	5	0	0	0	0	0	0	0	0	
13 Clara Strack	27:45	6-19	1-2	4-6	4	11	15	3	5	17	3	3	0	0	0	0	0	0	0	
3 Georgi Amoree	28:58	9-19	5-10	5-5	0	2	2	3	5	24	4	0	0	0	0	0	0	0	0	
10 Dacia Lawrence	28:49	6-10	3-5	2-3	0	1	1	1	2	17	0	0	0	0	0	0	0	0	0	
17 Clara Silva	13:12	1-1	0-0	0-0	4	0	4	0	0	2	2	1	0	0	0	0	0	0	0	
2 Sarah Tyler	04:22	0-2	0-0	2-2	0	0	0	0	1	1	0	0	0	0	0	0	0	0	0	
4 Lexi Blue	03:06	0-1	0-0	0-0	0	0	0	0	0	0	0	0	0	0	0	0	0	0	0	
5 Cassidy Rowe	08:28	0-1	0-1	0-0	1	0	1	1	0	0	1	0	0	0	0	0	0	0	0	
Total		39-61	15-31	15-20	9	32	41	19	20	36	20	10	4	4	1	10				
Technical Fouls:Key 2 nd 16:52																				
Dead Ball Rebounds: 2																				
Shooting By Period																				
1st FG	9-13	68.2%	1st 3P	4-5	80.0%	1st FT	7-8	87.5%	2nd FG	9-18	50.0%	2nd 3P	5-10	50.0%	2nd FT	5-6	83.3%	3rd FG	5-15	33.3%
3rd FG	5-15	33.3%	3rd 3P	2-5	40.0%	3rd FT	7-8	87.5%	4th FG	10-15	66.7%	4th 3P	5-10	50.0%	4th FT	5-6	83.3%	5th FG	5-15	33.3%
5th FG	5-15	33.3%	5th 3P	2-5	40.0%	5th FT	7-8	87.5%	6th FG	10-15	66.7%	6th 3P	5-10	50.0%	6th FT	5-6	83.3%	7th FG	5-15	33.3%
8th FG	5-15	33.3%	8th 3P	2-5	40.0%	8th FT	7-8	87.5%	9th FG	10-15	66.7%	9th 3P	5-10	50.0%	9th FT	5-6	83.3%	10th FG	5-15	33.3%
11th FG	5-15	33.3%	11th 3P	2-5	40.0%	11th FT	7-8	87.5%	12th FG	10-15	66.7%	12th 3P	5-10	50.0%	12th FT	5-6	83.3%	13th FG	5-15	33.3%
15th FG	5-15	33.3%	15th 3P	2-5	40.0%	15th FT	7-8	87.5%	16th FG	10-15	66.7%	16th 3P	5-10	50.0%	16th FT	5-6	83.3%	17th FG	5-15	33.3%
19th FG	5-15	33.3%	19th 3P	2-5	40.0%	19th FT	7-8	87.5%	20th FG	10-15	66.7%	20th 3P	5-10	50.0%	20th FT	5-6	83.3%	21st FG	5-15	33.3%
22nd FG	5-15	33.3%	22nd 3P	2-5	40.0%	22nd FT	7-8	87.5%	23rd FG	10-15	66.7%	23rd 3P	5-10	50.0%	23rd FT	5-6	83.3%	24th FG	5-15	33.3%
27th FG	5-15	33.3%	27th 3P	2-5	40.0%	27th FT	7-8	87.5%	28th FG	10-15	66.7%	28th 3P	5-10	50.0%	28th FT	5-6	83.3%	29th FG	5-15	33.3%
32nd FG	5-15	33.3%	32nd 3P	2-5	40.0%	32nd FT	7-8	87.5%	33rd FG	10-15	66.7%	33rd 3P	5-10	50.0%	33rd FT	5-6	83.3%	34th FG	5-15	33.3%
37th FG	5-15	33.3%	37th 3P	2-5	40.0%	37th FT	7-8	87.5%	38th FG	10-15	66.7%	38th 3P	5-10	50.0%	38th FT	5-6	83.3%	39th FG	5-15	33.3%
42nd FG	5-15	33.3%	42nd 3P	2-5	40.0%	42nd FT	7-8	87.5%	43rd FG	10-15	66.7%	43rd 3P	5-10	50.0%	43rd FT	5-6	83.3%	44th FG	5-15	33.3%
47th FG	5-15	33.3%	47th 3P	2-5	40.0%	47th FT	7-8	87.5%	48th FG	10-15	66.7%	48th 3P	5-10	50.0%	48th FT	5-6	83.3%	49th FG	5-15	33.3%
52nd FG	5-15	33.3%	52nd 3P	2-5	40.0%	52nd FT	7-8	87.5%	53rd FG	10-15	66.7%	53rd 3P	5-10	50.0%	53rd FT	5-6	83.3%	54th FG	5-15	33.3%
58th FG	5-15	33.3%	58th 3P	2-5	40.0%	58th FT	7-8	87.5%	59th FG	10-15	66.7%	59th 3P	5-10	50.0%	59th FT	5-6	83.3%	60th FG	5-15	33.3%
64th FG	5-15	33.3%	64th 3P	2-5	40.0%	64th FT	7-8	87.5%	65th FG	10-15	66.7%	65th 3P	5-10	50.0%	65th FT	5-6	83.3%	66th FG	5-15	33.3%
69th FG	5-15	33.3%	69th 3P	2-5	40.0%	69th FT	7-8	87.5%	70th FG	10-15	66.7%	70th 3P	5-10	50.0%	70th FT	5-6	83.3%	71st FG	5-15	33.3%
74th FG	5-15	33.3%	74th 3P	2-5	40.0%	74th FT	7-8	87.5%	75th FG	10-15	66.7%	75th 3P	5-10	50.0%	75th FT	5-6	83.3%	76th FG	5-15	33.3%
79th FG	5-15	33.3%	79th 3P	2-5	40.0%	79th FT	7-8	87.5%	80th FG	10-15	66.7%	80th 3P	5-10	50.0%	80th FT	5-6	83.3%	81st FG	5-15	33.3%
84th FG	5-15	33.3%	84th 3P	2-5	40.0%	84th FT	7-8	87.5%	85th FG	10-15	66.7%	85th 3P	5-10	50.0%	85th FT	5-6	83.3%	86th FG	5-15	33.3%
89th FG	5-15	33.3%	89th 3P	2-5	40.0%	89th FT	7-8	87.5%	90th FG	10-15	66.7%	90th 3P	5-10	50.0%	90th FT	5-6	83.3%	91st FG	5-15	33.3%
94th FG	5-15	33.3%	94th 3P	2-5	40.0%	94th FT	7-8	87.5%	95th FG	10-15	66.7%	95th 3P	5-10	50.0%	95th FT	5-6	83.3%	96th FG	5-15	33.3%
99th FG	5-15	33.3%	99th 3P	2-5	40.0%	99th FT	7-8	87.5%	100th FG	10-15	66.7%	100th 3P	5-10	50.0%	100th FT	5-6	83.3%	101st FG	5-15	33.3%
104th FG	5-15	33.3%	104th 3P	2-5	40.0%	104th FT	7-8	87.5%	105th FG	10-15	66.7%	105th 3P	5-10	50.0%	105th FT	5-6	83.3%	106th FG	5-15	33.3%
109th FG	5-15	33.3%	109th 3P	2-5	40.0%	109th FT	7-8	87.5%	110th FG	10-15	66.7%	110th 3P	5-10	50.0%	110th FT	5-6	83.3%	111th FG	5-15	33.3%
113th FG	5-15	33.3%	113th 3P	2-5	40.0%	113th FT	7-8	87.5%	114th FG	10-15	66.7%	114th 3P	5-10	50.0%	114th FT	5-6	83.3%	115th FG	5-15	33.3%
117th FG	5-15	33.3%	117th 3P	2-5	40.0%	117th FT	7-8	87.5%	118th FG	10-15	66.7%	118th 3P	5-10	50.0%	118th FT	5-6	83.3%	119th FG	5-15	33.3%
121st FG	5-15	33.3%	121st 3P	2-5	40.0%	121st FT	7-8	87.5%	122nd FG	10-15	66.7%	122nd 3P	5-10	50.0%	122nd FT	5-6	83.3%	123rd FG	5-15	33.3%
125th FG	5-15	33.3%	125th 3P	2-5	40.0%	125th FT	7-8	87.5%	126th FG	10-15	66.7%	126th 3P	5-10	50.0%	126th FT	5-6	83.3%	127th FG	5-15	33.3%
129th FG	5-15	33.3%	129th 3P	2-5	40.0%	129th FT	7-8	87.5%	130th FG	10-15	66.7%	130th 3P	5-10	50.0%	130th FT	5-6	83.3%	131st FG	5-15	33.3%
133rd FG	5-15	33.3%	133rd 3P	2-5	40.0%	133rd FT	7-8	87.5%	134th FG	10-15	66.7%	134th 3P	5-10	50.0%	134th FT	5-6	83.3%	135th FG	5-15	33.3%
137th FG	5-15	33.3%	137th 3P	2-5	40.0%	137th FT	7-8	87.5%	138th FG	10-15	66.7%	138th 3P	5-10	50.0%	138th FT	5-6	83.3%	139th FG	5-15	33.3%
141st FG	5-15	33.3%	141st 3P	2-5	40.0%	141st FT	7-8	87.5%	142nd FG	10-15	66.7%	142nd 3P	5-10	50.0%	142nd FT	5-6	83.3%	143rd FG	5-15	33.3%
144th FG	5-15	33.3%	144th 3P	2-5	40.0%	144th FT	7-8	87.5%	145th FG	10-15	66.7%	145th 3P	5-10	50.0%	145th FT	5-6	83.3%	146th FG	5-15	33.3%
148th FG	5-15	33.3%	148th 3P	2-5	40.0%	148th FT	7-8	87.5%	149th FG	10-15	66.7%	149th 3P	5-10	50.0%	149th FT	5-6	83.3%	150th FG	5-15	33.3%

GAME RECAPS

GAME 19 Vanderbilt vs. 15/15 Tennessee

	1	2	3	4	TOTAL
	21	5	19	25	70
	21	16	17	17	71

DATE Jan. 19, 2025 **SITE** Memorial Gymnasium (Nashville, Tenn.)

TIPOFF 2:00 p.m. **END** 4:11 p.m. **ELAPSED** 2:11
ATTENDANCE 8,299

DORES OUTLAST LADY VOLUNTEERS

NASHVILLE, Tenn. – A putback from freshman Mikayla Blakes with 0.8 seconds left on the clock lifted the Vanderbilt women's basketball team to a thrilling 71-70 victory over No. 15/15-ranked Tennessee at Memorial Gymnasium on Sunday afternoon.

The Dores trailed Tennessee 70-69 with 4.9 seconds remaining in the contest. Vanderbilt called a timeout to advance the ball.

Out of the break, sophomore Khamil Pierre drove down the lane with a defender on her hip and went up for a layup with 2.7 seconds left on the clock. The ball rimmed out and found the hands of Blakes, who perfectly timed her jump over a Tennessee defender to corral the rebound. In one swift motion, the freshman glided through the air and gently tipped the ball back into the basket to give the Commodores the 1-point victory over their in-state rivals.

Blakes scored a game-high 23 points in the victory over the No. 15-ranked Lady Vols. Pierre also had a 20-plus point performance against Tennessee, as she registered 21 points. Pierre's 21-point effort on Sunday pushed her double-digit scoring streak to 21 games. Senior Iyana Moore extended her double-digit scoring streak to a career-best 12 games with a 17-point effort. Moore also hit a game-best three 3-point field goals on Sunday.

Vanderbilt's victory over the No. 15/15-ranked Lady Vols marks the Commodores' first win against a ranked team since knocking off No. 15/21-ranked Florida, 63-59, back on Feb. 24, 2022, at Memorial Gymnasium. It is also the second time the Dores have beaten a ranked opponent in the Ralph era.

Sunday's win marked the 900th victory for the Vanderbilt women's basketball program. The Commodores end their current three-game losing streak as Vanderbilt improves to 15-4 overall and 2-3 in SEC play. Vandy also snaps its eight-game skid against Tennessee. The last time the Dores collected a win over the Lady Volunteers came on Feb. 28, 2019, with a 76-69 victory in Knoxville. Vanderbilt also posted its first win over Tennessee in Memorial Gym since the 2013-14 campaign when the Commodores won, 74-63, on Jan. 12, 2014.

The Dores shot 37.1 percent from the field and 31.6 percent from behind the arc. Each team hit six 3-pointers in the game, as Vanderbilt limited Tennessee to half of what the Lady Vols average per game this season. Vandy forced the Lady Volunteers into 10 turnovers, which led to a 13-10 edge in points off turnovers for the Dores. Vanderbilt also came up clutch at the free throw line on Sunday, as the Dores went 19-22 from the charity stripe.



BOX SCORE

Tennessee - 70															Record: 15-3 (3-3)															
NO. Name		FG	3P	FT	Rebounds	Fouls	TP	AS	TO	ST	Blocks	pts	reb	ast	+/-	Shooting By Period		FG		3P		FT		Rebounds		Fouls		TP		
		Min	Max	Min	Max	Min	Max	Min	Max	Min	Max	Min	Max	Min		1st	2nd	3rd	4th	Total	Off	Def	Total	Off	Def	Total	Off	Def	Total	Off
11	Zee Spearman	F	30:05	4-8	0-0	3-4	7	11	3	3	11	1	0	0	0	1	0	0	0	0	0	0	0	0	0	0	0	0	0	0
8	Jewett Spear	F	29:50	3-14	2-10	2-2	1	2	3	3	1	10	8	0	0	0	0	0	0	0	0	0	0	0	0	0	0	0	0	0
2	Ruby Whitehorn	G	25:52	3-9	0-2	2-2	2	3	5	4	3	8	1	1	0	1	1	1	1	1	1	1	1	1	1	1	1	1	1	1
7	Samara Spencer	G	25:55	3-8	0-5	4-5	1	5	6	3	6	10	3	0	0	0	0	0	0	0	0	0	0	0	0	0	0	0	0	0
50	Talaysia Cooper	G	32:56	10-22	2-4	0-0	3	2	5	4	1	22	2	2	2	2	2	2	2	2	2	2	2	2	2	2	2	2	2	2
21	Tress Dabity	F	09:19	3-4	0-0	0-0	0	0	0	0	0	6	0	0	0	0	0	0	0	0	0	0	0	0	0	0	0	0	0	0
33	Alyssa Latham	F	08:58	0-0	0-0	1-2	2	1	3	0	1	1	0	0	0	0	0	0	0	0	0	0	0	0	0	0	0	0	0	0
53	Jillian Hollingshead	F	09:50	0-1	0-0	0-0	1	0	1	1	0	0	0	0	0	0	0	0	0	0	0	0	0	0	0	0	0	0	0	0
1	Sara Puckett	F	14:08	0-1	0-1	0-0	1	2	3	0	0	0	0	0	0	0	0	0	0	0	0	0	0	0	0	0	0	0	0	0
4	Kariya Boyd	F	14:51	0-1	0-1	0-0	1	2	3	0	0	0	0	0	0	0	0	0	0	0	0	0	0	0	0	0	0	0	0	0
Team					0	2	0				1	1	1	1	0	0														
Totals			26:08	62:26	12:15	16:25	42	24	15	12	10	5	3	3	11															
Technical Fouls: Spencer 3*18:57															Dead Ball Rebounds: 2															



Vanderbilt - 71															Record: 15-4 (3-3)															
NO. Name		FG	3P	FT	Rebounds	Fouls	TP	AS	TO	ST	Blocks	pts	reb	ast	+/-	Shooting By Period		FG		3P		FT		Rebounds		Fouls		TP		
		Min	Max	Min	Max	Min	Max	Min	Max	Min	Max	Min	Max	Min		1st	2nd	3rd	4th	Total	Off	Def	Total	Off	Def	Total	Off	Def	Total	Off
10	Jane Nwabia	F	14:11	1-5	0-1	0-0	2	4	6	2	1	2	1	1	1	0	0	0	0	0	0	0	0	0	0	0	0	0	0	0
12	Khamil Pierre	F	34:40	4-10	1-1	12-14	0	8	8	12	3	21	2	2	0	0	0	0	0	0	0	0	0	0	0	0	0	0	0	0
1	Mikayla Blakes	G	28:18	7-17	2-4	7-8	2	0	2	4	7	23	2	3	0	1	1	0	1	1	0	1	1	1	1	1	1	1	1	1
11	Jordyn Oliver	F	33:41	1-4	0-1	0-0	0	4	4	1	0	2	2	2	1	1	0	0	0	0	0	0	0	0	0	0	0	0	0	0
23	Iyana Moore	G	37:57	7-16	3-8	0-0	2	4	6	1	3	17	2	2	0	0	0	0	0	0	0	0	0	0	0	0	0	0	0	0
5	Leilani Kapinus	F	19:38	1-9	0-1	0-0	2	3	5	1	1	2	2	0	0	0	0	0	0	0	0	0	0	0	0	0	0	0	0	0
14	Aiyana Mitchell	F	05:49	0-1	0-0	0	0	2	2	0	0	0	0	0	0	0	0	0	0	0	0	0	0	0	0	0	0	0	0	0
4	Madison Greene	F	22:34	2-6	0-1	0-0	0	2	2	3	0	4	1	1	1	0	0	0	0	0	0	0	0	0	0	0	0	0	0	0
13	Justine Pissott	F	02:24	0-2	0-0	0-0	0	0	0	0	0	0	0	0	0	0	0	0	0	0	0	0	0	0	0	0	0	0	0	0
Totals			23:42	62:19	19:22	14:26	40	16:23	21	12	12	3	3	3	11															
Technical Fouls: Pierre 3*18:57															Dead Ball Rebounds: 2															

TENN		Vandy		Points from		TENN/Vandy		Period by Period Scoring	
Biggest Lead		5 (4 th 2:55)		Turnovers		10		TENN 21 15 19 25 70	
Best Scoring Run		8 (4 th 6:29)		Paint		32		TENN 21 15 19 25 70	
Lead Changes		6		Second Chance		10			
Times Tied		4		Fast Breaks		14		Vandy 21 16 17 17 71	
Time with Lead		06:06		Bench		9			

INDIVIDUAL LEADERS

					
Points		Mikayla Blakes - 23 pts		Talaysia Cooper - 22 pts	
Rebounds		Khamil Pierre - 21 pts		Zee Spearman - 11 pts	
Assists		Khamil Pierre - 8 reb		Zee Spearman - 11 reb	
Steals		I. Moore/E. Nwabia - 6 reb		Samara Spencer - 6 reb	
Blocks		Five Tied w/ 2 ast		Samara Spencer - 6 ast	
		M. Greene/J. Nwabia - 1 ast		Talaysia Cooper - 2 ast	
		Three Tied w/ 1 stl		Talaysia Cooper - 2 stl	
		Three Tied w/ 1 blk		Talaysia Cooper - 2 blk	
				Ruby Whitehorn - 1 blk	

GAME 20 Vanderbilt vs. Arkansas

	1	2	3	4	TOTAL
	10	17	20	13	60
	26	27	19	29	101

DATE Jan. 23, 2025 **SITE** Memorial Gymnasium (Nashville, Tenn.)

TIPOFF 6:30 p.m. **END** 8:16 p.m. **ELAPSED** 1:46
ATTENDANCE 3,500

DORES HOG-TIE ARKANSAS

NASHVILLE, Tenn. – The Vanderbilt women's basketball team got off to a fast start against Arkansas on Thursday at Memorial Gymnasium, as the Commodores led wire-to-wire in a 101-60 win over the Razorbacks.

The Dores broke the century mark for the sixth time this season to set a program record for most games with 100-plus points. Meanwhile, the 41-point victory was Vanderbilt's largest margin of victory vs. an SEC team in the Shea Ralph era, and it is the widest margin of victory vs. a conference opponent since a 92-41 win over Mississippi State on Jan. 3, 2013.

Vanderbilt was paced by five double-digit scorers, led by freshman Mikayla Blakes' 24-point performance. Sophomore Khamil Pierre had a 20-point performance, while senior Iyana Moore tallied 18 points. Graduate student Jane Nwabia tallied a season-high 13 points and hit a season-high three 3-pointers, while sophomore Madison Greene contributed 10 points off the bench.

With the win, Vanderbilt improves to 16-4 overall, while the Dores are now an even 3-3 in SEC play. The loss drops Arkansas to 8-13 on the year and 1-5 in league play.

Blakes, the reign USBWA Tamika Catching National Freshman of the Week and the NCAA.com Player of the Week, registered her 12th game of the season with 20 or more points, which leads all freshmen nationally. The guard's 24 points vs. Arkansas extends her double-digit scoring streak to six games. Additionally, Blakes scored 20-plus points for the fourth time over the course of her first six career SEC games.

Pierre's 20-point performance against Arkansas pushed her double-digit scoring streak to 22 games. It is the longest streak by a Dore since Carla Thomas' 29-game streak during the 2006-07 campaign. The 6-2 forward nearly posted a double-double as she pulled down a game-high nine rebounds.

It is the 11th time this season that Blakes and Pierre have scored 20-plus points in the same game. Their performance against Arkansas also marked the 12th time that both players scored 20 or more points in a game this season.

Vanderbilt collected 17 steals vs. the Razorbacks, marking the ninth game this season that the Dores have posted 15 or more steals in a game. Graduate Leilani Kapinus collected a game-high six steals, while Pierre added four of her own.



The Commodores shot 56.5 percent from the floor and matched their season high with 13 made 3-point field goals. Vandy held Arkansas to an even 40.0 percent field goal percentage. The Dores forced the Razorbacks into 26 turnovers, which led to a 40-13 edge in points off turnovers for Vandy.

BOX SCORE

Arkansas - 60															Record: 8-13 (1-5)																																																																																																																																																																																																																																																																																																																																																																																																																																																																																																																																																																																																																																																																																																																																																																																																																																																																																																																																																																																																																																																																																																																																																																																															
NO. Name		FG	3P	FT	Rebounds	Fouls	TP	AS	TO	ST	Blocks	pts	reb	ast	+/-	Shooting By Period																																																																																																																																																																																																																																																																																																																																																																																																																																																																																																																																																																																																																																																																																																																																																																																																																																																																																																																																																																																																																																																																																																																																																																																														
		Min	Max	Min	Max	Min	Max	Min	Max	Min	Max	Min	Max	Min		1st	2nd	3rd	4th	OT																																																																																																																																																																																																																																																																																																																																																																																																																																																																																																																																																																																																																																																																																																																																																																																																																																																																																																																																																																																																																																																																																																																																																																																										
22	Vera Ojenuwa	C	29:31	2-6	0-0	0-0	4	4	8	1	1	4	0	1	1	1	1	1	1	1	1	1	1	1	1	1	1	1	1	1	1	1	1	1	1	1	1	1	1	1	1	1	1	1	1	1	1	1	1	1	1	1	1	1	1	1	1	1	1	1	1	1	1	1	1	1	1	1	1	1	1	1	1	1	1	1	1	1	1	1	1	1	1	1	1	1	1	1	1	1	1	1	1	1	1	1	1	1	1	1	1	1	1	1	1	1	1	1	1	1	1	1	1	1	1	1	1	1	1	1	1	1	1	1	1	1	1	1	1	1	1	1	1	1	1	1	1	1	1	1	1	1	1	1	1	1	1	1	1	1	1	1	1	1	1	1	1	1	1	1	1	1	1	1	1	1	1	1	1	1	1	1	1	1	1	1	1	1	1	1	1	1	1	1	1	1	1	1	1	1	1	1	1	1	1	1	1	1	1	1	1	1	1	1	1	1	1	1	1	1	1	1	1	1	1	1	1	1	1	1	1	1	1	1	1	1	1	1	1	1	1	1	1	1	1	1	1	1	1	1	1	1	1	1	1	1	1	1	1	1	1	1	1	1	1	1	1	1	1	1	1	1	1	1	1	1	1	1	1	1	1	1	1	1	1	1	1	1	1	1	1	1	1	1	1	1	1	1	1	1	1	1	1	1	1	1	1	1	1	1	1	1	1	1	1	1	1	1	1	1	1	1	1	1	1	1	1	1	1	1	1	1	1	1	1	1	1	1	1	1	1	1	1	1	1	1	1	1	1	1	1	1	1	1	1	1	1	1	1	1	1	1	1	1	1	1	1	1	1	1	1	1	1	1	1	1	1	1	1	1	1	1	1	1	1	1	1	1	1	1	1	1	1	1	1	1	1	1	1	1	1	1	1	1	1	1	1	1	1	1	1	1	1	1	1	1	1	1	1	1	1	1	1	1	1	1	1	1	1	1	1	1	1	1	1	1	1	1	1	1	1	1	1	1	1	1	1	1	1	1	1	1	1	1	1	1	1	1	1	1	1	1	1	1	1	1	1	1	1	1	1	1	1	1	1	1	1	1	1	1	1	1	1	1	1	1	1	1	1	1	1	1	1	1	1	1	1	1	1	1	1	1	1	1	1	1	1	1	1	1	1	1	1	1	1	1	1	1	1	1	1	1	1	1	1	1	1	1	1	1	1	1	1	1	1	1	1	1	1	1	1	1	1	1	1	1	1	1	1	1	1	1	1	1	1	1	1	1	1	1	1	1	1	1	1	1	1	1	1	1	1	1	1	1	1	1	1	1	1	1	1	1	1	1	1	1	1	1	1	1	1	1	1	1	1	1	1	1	1	1	1	1	1	1	1	1	1	1	1	1	1	1	1	1	1	1	1	1	1	1	1	1	1	1	1	1	1	1	1	1	1	1	1	1	1	1	1	1	1	1	1	1	1	1	1	1	1	1	1	1	1	1	1	1	1	1	1	1	1	1	1	1	1	1	1	1	1	1	1	1	1	1	1	1	1	1	1	1	1	1	1	1	1	1	1	1	1	1	1	1	1	1	1	1	1	1	1	1	1	1	1	1	1	1	1	1	1	1	1	1	1	1	1	1	1	1	1	1	1	1	1	1	1	1	1	1	1	1	1	1	1	1	1	1	1	1	1	1	1	1	1	1	1	1	1	1	1	1	1	1	1	1	1	1	1	1	1	1	1	1	1	1	1	1	1	1	1	1	1	1	1	1	1	1	1	1	1	1	1	1	1	1	1	1	1	1	1	1	1	1	1	1	1	1	1	1	1	1	1	1	1	1	1	1	1	1	1	1	1	1	1	1	1	1	1	1	1	1	1	1	1	1	1	1	1	1	1	1	1	1	1	1	1	1	1	1	1	1	1	1	1	1	1	1	1	1	1	1	1	1	1	1	1	1	1	1	1	1	1	1	1	1	1	1	1	1	1	1	1	1	1	1	1	1	1	1	1	1	1	1	1	1	1	1	1	1	1	1	1	1	1	1	1	1	1	1	1	1	1	1	1	1	1	1	1	1	1	1	1	1	1	1	1	1	1	1	1	1	1	1	1	1	1	1	1	1	1	1	1	1	1	1	1	1	1	1	1	1	1	1	1	1	1	1	1	1	1	1	1	1	1	1	1	1	1	1	1	1	1	1	1	1	1	1	1	1	1	1	1	1	1	1	1	1	1	1	1	1	1	1	1	1	1	1	1	1	1	1	1	1	1	1	1	1	1	1	1	1	1	1	1	1	1	1	1	1	1	1	1	1	1	1	1	1	1	1	1	1	1	1	1	1	1	1	1	1	1	1	1	1	1	1	1	1	1	1	1	1	1	1	1	1	1	1	1	1	1	1	1	1	1	1	1	1	1	1	1	1	1	1	1	1	1	1	1	1	1	1	1	1	1	1	1	1	1	1	1	1	1	1	1	1	1	1	1	1	1	1	1	1	1	1	1	1	1	1	1	1	1	1	1	1	1	1	1	1	1	1	1	1	1	1	1	1	1	1	1	1	1	1	1	1	1	1	1	1	1	1	1	1	1	1	1	1	1	1	1	1	1	1	1	1	1	1	1	1	1	1	1	1	1	1	1	1	1	1	1	1	1	1	1	1	1	1	1	1	1	1	1	1	1	1	1	1	1	1

GAME RECAPS

GAME 22 23/23 Vanderbilt at Florida

	1	2	3	4	TOTAL
	19	27	27	26	99
	16	10	30	30	86

DATE Jan. 30, 2025 **SITE** Exactech Arena (Gainesville, Fla.)

TIPOFF 6:00 p.m. **END** 7:57 p.m. **ELAPSED** 1:57
ATTENDANCE 1,709

ANOTHER RECORD-SETTING PERFORMANCE
GAINESVILLE, Fla. – Mikayla Blakes rewrote the NCAA women's basketball record book once again on Thursday at Florida, as the Vanderbilt women's basketball standout broke the NCAA true freshman record for most points scored in a game with a 53-point performance to lead the No. 23/23-ranked Commodores to a 99-86 road win.

Blakes' 53 points are the most scored in a game by a first-year player at the NCAA Division I level, breaking JuJu Watkins' NCAA true freshman single-game scoring record of 51 points, set by the Southern California standout last season. Blakes was one point short of setting the NCAA Division I single-game women's basketball freshman scoring record, held by Delaware's Elena Delle Donne, who scored 54 points in a contest as a redshirt freshman in 2009-10. Delle Donne spent her first season as an NCAA student-athlete on Delaware's volleyball team before playing four seasons of women's basketball for the Blue Hens.

Blakes is the only Division I player – men's or women's – to score at least 50 points in a game this season. Additionally, she set both the SEC and the Vanderbilt women's basketball single-game scoring records. The freshman broke Jocelyn Penn's (LSU) SEC single-game record of 51 points, scored on Jan. 4, 2003, against Stetson. Blakes also surpassed Khamil Pierre's previous school record of 42 points, which was set on Dec. 17 vs. Evansville.

Blakes previously set the Vanderbilt freshman record with 36 points vs. Georgia in her SEC debut on Jan. 3. Coupled with her 33-point performance at No. 19 Alabama last Sunday, Blakes is the first Vanderbilt freshman in school history to have back-to-back games with 30-plus points. The guard is also the first SEC freshman to have a 40-plus point performance since Mikaylah Williams' 42 points vs. Kent State on Nov. 14, 2023.

The 13-point victory over the Gators extends Vanderbilt's winning streak to four games, as the Commodores improve to 18-4 overall and 5-3 in SEC play. It is the first time that Vandy has won four-consecutive SEC games since the 2013-14 season.

The Commodore victory marks the first time in 10 seasons that Vanderbilt has won at Florida. The last Vandy win in Gainesville came on Feb. 9, 2015, when the Dores posted a 76-75 win in overtime.

Senior Iyana Moore scored 22 points against the Gators. It is the 14th time over the last 15 games that Moore has scored double-digit points. Sophomore Khamil Pierre pulled down 11 rebounds but had her 23-game double-digit scoring streak snapped with a 3-point performance.

The Dores shot 53.1 percent from the floor on Thursday and made 11 3-pointers. Vanderbilt forced the Gators into 18 turnovers, which led to a 31-14 edge in points off turnovers. Vandy collected 11 steals against Florida, as the Commodores collected 10 or more steals for the third-straight game.



BOX SCORE

Record: 15-4 (3-3)														
Vanderbilt - #9														
NO. Name	Min	FG	3P	FT	Rebounds	Fouls	TP	AS	TO	ST	Blocks	BS	BA	+
10 Jamar Nwaba	18:00	0-1	0-1	0-0	1	0	1	0	0	0	0	0	0	0
12 Khamil Pierre	22:30	1-10	1-1	0-2	4	1	1	3	3	2	0	0	0	0
11 Mikayla Blakes	35:30	16-24	5-9	16-18	1	2	2	14	53	2	3	0	0	13
11 Jordyn Oliver	29:37	2-4	0-0	0-0	2	2	0	4	4	1	0	0	0	2
20 Iyana Moore	32:25	8-16	3-7	3-4	3	4	7	5	22	6	1	0	0	11
4 Madison Greene	19:16	2-3	1-1	0-0	0	2	2	3	0	0	0	0	0	1
14 Ayana Mitchell	17:30	1-1	0-0	1-1	0	0	0	1	3	1	2	0	0	3
8 Leilani Kapinus	21:03	1-1	0-0	0-0	2	2	2	1	4	0	0	0	0	0
13 Justine Pissott	10:33	3-4	1-2	0-0	0	2	0	7	1	1	0	0	0	1
Team					1	1	0	0	0	1				
Totals	34-64	11-21	20-25	12-22	34	21	25	99	17	15	11	3	0	13
Technical Fouls: NONE														



Record: 11-1 (2-6)														
Florida - #6														
NO. Name	Min	FG	3P	FT	Rebounds	Fouls	TP	AS	TO	ST	Blocks	BS	BA	+
9 Alexia Dizeko	27:40	2-15	0-1	5-6	2	0	4	1	3	2	0	0	0	-16
24 Ra Shaya Kyle	35:27	11-25	0-1	8-8	6	12	4	23	9	2	0	0	0	-6
13 Laila Reynolds	30:57	4-7	0-0	4-7	2	3	5	6	12	2	3	0	0	-12
20 Jeriah Warren	28:53	5-11	2-5	1-1	3	4	7	4	10	0	6	0	0	-0
23 Liv McGill	31:26	7-16	0-2	6-7	1	2	3	4	20	4	3	3	1	-2
27 Alexia Mobley	19:02	3-6	0-0	0-0	1	3	4	2	11	6	2	1	0	-5
6 Kenza Salgues	17:34	1-7	1-6	0-0	0	0	0	3	1	3	2	2	0	-17
31 Erryn Kindred	09:08	0-0	0-0	0-0	1	1	0	0	0	0	1	2	0	-3
22 Paige Chisum	05:53	0-1	0-1	0-0	0	0	0	0	0	0	0	0	0	-4
Team					2	2	4	0	0	0				
Totals	35-67	11-21	17-23	16	20	36	22	21	96	12	16	6	0	-13
Technical Fouls: NONE														

	VANDY		FLORIDA		Points from		VANDY		FLORIDA		Period by Period Scoring				
Biggest lead	23	(3 rd 5:00)	4	(1 st 2:43)	Turnovers	31	14								
Best Scoring Run	13	(2 nd 7:23)	7	(1 st 2:43)	Paint	42	56								
Lead Changes		3			Second Chance	14	19	VANDY	19	27	27	26	99		
Times Tied		3			Fast Breaks	19	13								
Time with Lead	33:28		04:39		Bench	17	9	FLORIDA	16	10	30	30	86		

INDIVIDUAL LEADERS

		
Points	Mikayla Blakes - 53 pts Iyana Moore - 22 pts	Ra Shaya Kyle - 23 pts Liv McGill - 20 pts
Rebounds	Khamil Pierre - 11 reb Iyana Moore - 7 reb	Ra Shaya Kyle - 12 reb Jeriah Warren - 7 reb
Assists	Iyana Moore - 6 ast Jordyn Oliver - 4 ast	Liv McGill - 4 ast Four Tied w/ 1 ast
Steals	M. Blakes/K. Pierre - 3 stl Leilani Kapinus - 2 stl	Liv McGill - 3 stl Erryn Kindred - 2 stl
Blocks	Aiyana Mitchell - 3 blk	No Blocks Recorded

GAME 23 23/23 Vanderbilt vs. Ole Miss

	1	2	3	4	TOTAL
	12	20	25	19	76
	11	10	20	20	61

DATE Feb. 2, 2025 **SITE** Memorial Gymnasium (Nashville, Tenn.)

TIPOFF 2:00 p.m. **END** 3:44 p.m. **ELAPSED** 1:44
ATTENDANCE 6,021

DORES STREAK COMES TO AN END
GAINESVILLE, Fla. – The No. 23/23-ranked Vanderbilt women's basketball team had its four-game winning streak come to an end on Sunday, as the Commodores dropped a 76-61 decision to Ole Miss (RV/-) at Memorial Gymnasium.

The Commodores fell victim to a hot-shooting Ole Miss team for the second time in 24 days, as the Rebels shot 54.2 percent from the field on Sunday. A pair of elongated runs Mississippi put the game out of reach. An 18-6 run in the second quarter turned a one-point Ole Miss lead into a 13-point advantage before halftime. Vanderbilt cut its deficit to single digits early in the third quarter at 36-27, but a 10-2 spurt by the Rebels extended their lead back out to double figures for the remainder of the contest.

With the loss, Vanderbilt's four-game win streak comes to an end. It was Vandy's longest stretch of consecutive SEC wins since the 2011-12 campaign. The Commodores are now 18-5 overall and 5-4 in league games.

No. 23 Vandy had a pair of double-digit scorers on Sunday, led by sophomore Khamil Pierre's 24 points. The 6-2 forward shot 61.8 percent (11-of-18) from the field and pulled down a team-high seven rebounds. Her 24-point performance marks the 24th time over the last 25 games that Pierre has scored double-digits.

Mikayla Blakes followed her record-setting 53-point performance on Thursday at Florida with a 16-point effort against Ole Miss. Blakes, who was battling flu trouble in the first half and only played in 10 minutes over the first two quarters, scored 13 of her points over the final two quarters. The freshman extends her double-digit scoring streak to nine games, as Blakes averaged 34.5 points per game over a pair of contests this week.

Senior Iyana Moore rounded out the group of double-digit scorers for the Dores with 10 points. It was the eighth time that Moore has tallied double figures in nine SEC games.

The Commodores shot 46.9 percent from the field on Sunday. The Rebels outrebounded Vanderbilt 32-23, which led to a 21-5 edge in second-chance points for Ole Miss.

BOX SCORE

Record: 15-6 (5-4)															
Ole Miss - #7															
NO. Name	Min	FG	3P	FT	Rebounds	Fouls	TP	AS	TO	ST	Blocks	BS	BA	+	
7 Starr Jacobs	34:36	12-13	0-0	0-0	5	5	10	4	3	24	0	2	3	0	0
34 Madison Scott	35:26	7-11	0-0	2-3	3	6	3	2	16	3	3	1	2	1	19
9 Sara Thienou	15:34	2-5	0-1	2-2	1	2	3	1	16	1	0	1	0	0	4
2 Tameyia Sadler	31:52	3-6	1-2	0-0	1	1	2	2	7	3	1	1	0	0	5
3 Kennedy Todd-Williams	34:21	2-11	0-3	4-4	1	2	3	1	4	8	3	3	2	1	10
20 Ayana Thompson	32:13	0-0	0-0	0-0	0	1	0	0	0	0	1	0	0	0	2
1 Kirsten Deans	20:26	1-7	1-6	2-2	0	3	1	1	5	2	1	1	0	0	0
12 Christian Kwala	15:59	4-5	0-0	0-1	3	3	4	2	8	3	1	0	0	0	18
13 Mariyah Noel	05:33	1-1	0-0	0-0	0	0	0	0	2	0	1	1	1	0	3
Team					1	0	1	0	0	1					
Totals	32-59	2-12	10-14	13	32	15	15	15	70	15	14	11	5	2	15
Technical Fouls: NONE															
Shooting By: 42.9%															
FG: 6-14 42.9%															
3PT: 10-14 71.4%															
FT: 0-2 0.0%															
Reb: 15															
AST: 15															
ST: 11															
BLK: 5															
BA: 2															
+/-: 15															
SPTS: 02 0.0%															
FTS: 02 0.0%															
3PTs: 10 71.4%															
FGS: 6 42.9%															
Reb: 15															
AST: 15															
ST: 11															
BLK: 5															
BA: 2															
+/-: 15															
SPTS: 13 33.3%															
FTS: 13 33.3%															
3PTs: 10 71.4%															
FGS: 6 42.9%															
Reb: 16															
AST: 16															
ST: 11															
BLK: 6															
BA: 3															
+/-: 16															
SPTS: 7 16.7%															
FTS: 7 16.7%															
3PTs: 10 71.4%															
FGS: 6 42.9%															
Reb: 16															
AST: 16															
ST: 11															
BLK: 6															
BA: 3															
+/-: 16															
SPTS: 35 54.3%															
FTS: 35 54.3%															
3PTs: 10 71.4%															
FGS: 10 54.3%															

Shooting By Period			
1 st FGM	6-14	42.9%	
FTM	0-1	0.0%	
FTM	0-2	0%	
2 nd FGM	9-15	60.0%	
FTM	0-2	0.0%	
FTM	2-2	100%	
3 rd FGM	10-14	71.4%	
FTM	1-3	33.3%	
FTM	4-6	66.7%	
4 th FGM	7-16	43.8%	
FTM	1-6	16.7%	
FTM	4-4	100%	
GM FGM	32-59	54.2%	
FTM	2-12	16.7%	
FTM	10-14	71.4%	