

MISSISSIPPI STATE

WOMEN'S BASKETBALL

GAME 27

FEB. 16, 2025 | 1:00 P.M. CT | EXACTECH ARENA | GAINESVILLE, FLA. | SECN+



MISSISSIPPI STATE
18-8 | 5-7 SEC

HEAD COACH: Sam Purcell
RECORD AT MSU: 63-31 (Third Season)
CAREER RECORD: Same
LAST GAME: W, 85-77 (20T), at Vanderbilt (Feb. 13)

VS



FLORIDA
12-13 | 3-8 SEC

HEAD COACH: Kelly Rae Finley
RECORD AT UF: 68-55 (4th Season)
CAREER RECORD: Same
LAST GAME: L, 63-101, at South Carolina (Feb. 13)

HOW TO FOLLOW MISSISSIPPI STATE-FLORIDA

WATCH | SEC NETWORK

Play-By-Play: Kyle Crooks
Analyst: Brittany Davis

LISTEN | HAILSTATE ON-DEMAND

Online: [HailState.com/Watch](https://hailstate.com/watch)
Radio: Starkville 96.1
Talent: Jason Crowder

LIVE STATS | STATBROADCAST

Online: [MSU.StatBroadcast.com](https://msu.statbroadcast.com)
SOCIAL MEDIA | HAILSTATEWBK
Twitter/Instagram/Facebook: [HailStateWBK](https://twitter.com/HailStateWBK)

THE OPENING SCENE

- Mississippi State was victorious their last time out against Vanderbilt, earning a 85-77 victory in double overtime.
- Madina Okot and Jerkaila Jordan led the Bulldog offense. The duo both scored 21 points on the night.
- Along with Okot's offense, she collected 23 rebounds, four steals and two blocks. She became the first D1 player this season to collect 23 rebounds in a single game.
- Quanirah Montague gathered her second career double-double and first of the season in just 19 minutes against Vanderbilt. She finished with 15 points and 12 rebounds.
- Eight of Okot's and Montague's rebounds all came on the offensive glass, leading State to 26 offensive rebounds, their highest single game total this season, and 65 total rebounds in the contest
- Chandler Prater finished with 11 points while also tying her season-high of nine rebounds against the Commodores.
- Mississippi State and Florida will face off for the 56th time in program history. The Bulldogs hold a one-game lead in the series, 28-27.
- When played in Gainesville, Florida has won 13 of the 25 matchups between the two programs.
- Over the last ten contests, State is 8-2. Under Purcell, the Bulldogs are 2-1 overall and 2-0 in Gainesville.
- The Bulldogs are 5-5 on the road on the season and 2-4 in conference play.
- The gauntlet of the SEC continues for Mississippi State, as State has played a ranked or receiving votes opponent eight times in conference play, and nine times this season.
- Mississippi State closed out the non-conference slate with a 13-1 record on a five game win streak after beating South Carolina State, **their best start since the 2018-2019**. Those Bulldogs ended their season in the Elite Eight against the two seed Oregon Ducks.

MISSISSIPPI STATE IN CONFERENCE PLAY UNDER PURCELL

- Purcell earned 63rd win and 22nd conference victory at Mississippi State, which gives him the most overall wins and most conference wins of any coach throughout their first three seasons in program history.
- On the road, Mississippi State is 15-18 overall and 9-13 in conference play under Purcell.
- Mississippi State is 11-8 under head coach Sam Purcell in the month of February.

STATISTICAL STARS

- The Bulldogs rank 28th in the nation and 6th in the Southeastern Conference with a 46.3 field goal percentage on the season.
- State is 13th in the nation and fourth in the conference with a +9.0 rebounding margin.
- Madina Okot ranks second in the nation and leads the SEC with a 68.0 field goal percentage and is third in the SEC with 9.7 rebounds per game. She's finished with 10+ points six times in conference play, five of which came within the last six games. In the last five game's Okot's averaging 12.2 points, 12.4 rebounds, 1.4 blocks and 1.2 steals.
- Jerkaila Jordan is averaging 18.8 points in her last five games.
- Debreasha Powe is one of six players in the SEC to average above 40 percent from deep this season.

PROBABLE STARTERS (BASED ON LAST GAME)

#	NAME	POS.	HT.	CL.	HOMETOWN	GP-GS	MPG	PPG	RPG	APG	OTHER
0	Denim DeShields	G	5-5	Jr.	Atlanta, Ga.	26-26	27.7	5.7	1.8	3.6	1.4 SPG, 86.0 FT%
2	Jerkaila Jordan	G	5-10	Gr.^	New Orleans, La.	26-26	29.9	16.3	6.0	2.0	2.0 SPG, 0.7 BPG
5	Chandler Prater	G/F	5-10	Gr.^	Kansas City, Mo.	26-6	21.0	6.0	4.3	1.4	0.7 SPG, 83.3 FT%
15	Madina Okot	C	6-6	Jr.	Mumias, Kenya	26-26	22.2	11.6	9.7	2.7	1.2 SPG, 68.0 FT%
21	Debreasha Powe	G	6-1	Jr.	Meridian, Miss.	24-24	29.8	8.7	3.0	1.2	0.9 SPG, 40.3 3PT%

2024-25 SCHEDULE

RECORD	18-8
NON-CONFERENCE	13-1
SEC	5-7
HOME	9-3
AWAY	5-5
NEUTRAL	4-0

AP/USAT						
DATE	MSU	OPP	OPPONENT	TV	TIME/RESULT	
NOVEMBER (8-0)						
N7	-	-	Memphis	SECN+	W, 100-56	
N10	-	-	Alcorn State	SECN+	W, 73-45	
N13	RV/RV	-	Alabama State	SECN+	W, 83-29	
N17	RV/RV	-	Chattanooga	SECN+	W, 69-44	
N20	-/RV	-	Mercer	SECN+	W, 81-44	
N24	-/RV	-	vs. Jacksonville!	NBC Sports	W, 80-35	
N28	-/RV	-	vs. Utah#	FloCollege	W, 66-62	
N29	-/RV	-	vs. South Florida#	FloCollege	W, 59-52	
DECEMBER (5-1)						
D4	RV/RV	RV/RV	at Georgia Tech^	ACCN	L, 75-78	
D8	RV/RV	-	at Chicago State	NEC Front Row	W, 102-42	
D14	-/RV	-	vs. Belmont@	SECN+	W, 70-73	
D17	RV/RV	-	at ULM	ESPN+	W, 78-70	
D20	RV/RV	-	at UMES	DSN+	W, 70-52	
D29	-/RV	-	South Carolina State	SECN+	W, 95-47	
JANUARY (3-5)						
J2	RV/RV	16/16	at Kentucky*	SECN+	L, 69-91	
J5	RV/RV	2/2	South Carolina*	SECN	L, 68-95	
J9	RV/-	10/11	Oklahoma*	SECN+	W, 81-77	
J12	RV/-	-	at Georgia*	SECN+	W, 79-68	
J16	RV/RV	15/15	at Tennessee*	SECN	L, 73-86	
J19	RV/RV	RVRV	Ole Miss*	SECN	L, 63-71	
J23	RV/-	-	Auburn*	SECN+	W, 96-56	
J27	RV/-	-	at Missouri*	SECN	L, 78-77	
FEBRUARY (2-2)						
F2	-	7/5	at LSU*	SECN	L, 67-81	
F6	-	-	Arkansas*	SECN+	W, 78-55	
F9	-	23/23	Alabama*	SECN	L, 60-80	
F13	-	RV/RV	at Vanderbilt*	SECN	W, 85-77 (2 OT)	
F16	-	-	at Florida*	SECN+	1 p.m.	
F23	-	-	Texas A&M*	SECN+	2 p.m.	
F27	-	3/3	Texas*	SECN+	6:30 p.m.	
MARCH						
M2	-	-	at Auburn*	SECN+	2 p.m.	
M5-M9	2025 SEC Tournament			Greenville, S.C.		

All times Central | * - SEC game | ! - WBCA State Farm Showcase (Orlando, Fla.) | # - Cayman Islands Classic (George Town, Grand Cayman, Cayman Islands) | ^ - SEC/ACC Challenge | @ - Tupelo, Miss.

All games on ESPN networks (ESPN, ESPN2, ESPNU and SEC Network) are also available through the ESPN App or ESPN.com/Watch.

MISSISSIPPI STATE-FLORIDA HISTORY

OVERALL	Mississippi State Leads, 28-27
STREAK	L1
IN GAINESVILLE	12-13
LAST MEETING	L, 70-90, Starkville, 70-90
LAST 10 MEETINGS	MSU Leads 8-2
PURCELL VS ALABAMA	2-1

NUMERICAL ROSTER

#	NAME	POS.	HT.	CL.	EXP.	HOMETOWN / HIGH SCHOOL / PREVIOUS SCHOOL
0	Denim DeShields	G	5-5	Jr.	TR	Atlanta, Ga. / McEachern HS / La Lumiere School (Prep) / UAB
1	Destiney McPhaul	G	5-9	R-Jr.	TR	Philadelphia, Pa. / West Catholic HS / Temple / Northwest Florida State College
2	Jerkaila Jordan	G	5-10	Gr.^	3L	New Orleans, La. / John Curtis HS / Tulane
4	Eniya Russell	G/F	6-0	Gr.^	TR	Baltimore, Md. / Saint Vincent Pallotti HS / South Carolina / Kentucky
5	Chandler Prater	G/F	5-10	Gr.	TR	Kansas City, Mo. / North Kansas City HS / Kansas / Oklahoma State
6	Shakirah Edwards	G	5-10	Fr.	HS	Panama City, Fla. / Rutherford HS
8	Anaisha Carriere	G/F	6-2	Fr.	HS	Gulfport, Miss. / Harrison Central HS
11	Tahj-Monet Bloom	F	6-2	Fr.	HS	Okinawa, Japan / DME Academy
13	Rocio Jiménez	C	6-7	R-Fr.	1L	Elías Piña, Dominican Republic / Central Pointe Christian Academy
14	Kayla Thomas	F/C	6-2	Sr.	TR	Beltsville, Md. / Emerge Christian Academy / Penn State / Georgia Southern
15	Madina Okot	C	6-6	Jr.	TR	Mumias, Kenya / Kaya Tiwi Secondary School / Zetech University
21	Debreasha Powe	G	6-1	Jr.	2L	Meridian, Miss. / Meridian HS
24	Quanirah Montague	F/C	6-5	So.	1L	Atlantic City, N.J. / Atlantic City HS

^ Exercising extra year of eligibility granted by NCAA for 2020-21 season due to Covid-19

ALPHABETICAL ROSTER

#	NAME	POS.	HT.	CL.	EXP.	HOMETOWN / HIGH SCHOOL / PREVIOUS SCHOOL
11	Tahj-Monet Bloom	F	6-2	Fr.	HS	Okinawa, Japan / DME Academy
8	Anaisha Carriere	G/F	6-2	Fr.	HS	Gulfport, Miss. / Harrison Central HS
0	Denim DeShields	G	5-5	Jr.	TR	Atlanta, Ga. / McEachern HS / La Lumiere School (Prep) / UAB
6	Shakirah Edwards	G	5-10	Fr.	HS	Panama City, Fla. / Rutherford HS
13	Rocio Jiménez	C	6-7	R-Fr.	1L	Elías Piña, Dominican Republic / Central Pointe Christian Academy
2	Jerkaila Jordan	G	5-10	Gr.^	3L	New Orleans, La. / John Curtis HS / Tulane
1	Destiney McPhaul	G	5-9	R-Jr.	TR	Philadelphia, Pa. / West Catholic HS / Temple / Northwest Florida State College
24	Quanirah Montague	F/C	6-5	So.	1L	Atlantic City, N.J. / Atlantic City HS
15	Madina Okot	C	6-6	Jr.	TR	Mumias, Kenya / Kaya Tiwi Secondary School / Zetech University
21	Debreasha Powe	G	6-1	Jr.	2L	Meridian, Miss. / Meridian HS
5	Chandler Prater	G/F	5-10	Gr.	TR	Kansas City, Mo. / North Kansas City HS / Kansas / Oklahoma State
4	Eniya Russell	G/F	6-0	Gr.^	TR	Baltimore, Md. / Saint Vincent Pallotti HS / South Carolina / Kentucky
14	Kayla Thomas	F/C	6-2	Sr.	TR	Beltsville, Md. / Emerge Christian Academy / Penn State / Georgia Southern

^ Exercising extra year of eligibility granted by NCAA for 2020-21 season due to Covid-19

STAFF

Head Coach	Sam Purcell	Third Season / Same Overall	Auburn '03
Associate Head Coach / Offensive Coordinator	Fred Castro	First Season	Oklahoma '04
Assistant Coach / Recruiting Coordinator	Anita Howard	First Season	Armstrong State '03
Assistant Coach	Samantha Williams	First Season	Auburn '96
Senior Director of Scouting and Analytics / Assistant Coach	Tony Dukes	Second Season	Clayton State '13
Director of Scouting / Assistant Coach	Victoria Vivians	First Season	Mississippi State '18
Assistant A.D. / Women's Basketball Operations	Jimmy Yu	Third Season	Louisville '16
Strength and Conditioning	Kaiti Jones	Third Season	Central Michigan '12
Athletic Trainer	Taylor Pitts	Third Season	Aquinas College '18
Counseling and Sports Psychology	Allison Rogers	Second Season	William Carey '12
Creative Content	Noah Madison	Second Season	Mississippi State '23

PRONUNCIATION GUIDE

Destiney McPhaul	Mick - Fall
Jerkaila Jordan	Jer - Kay - Luh
Eniya Russell	Ee - Nye - Ah
Shakirah Edwards	Shak - Ear - Ah
Anaisha Carriere	Ah - Nay - Shah Care - Ee - Er
Rocio Jiménez	Row - See - Oh Him - Men - Ez
Madina Okot	Mah - Dean - Ah Oh - Kot
Debreasha Powe	Duh - Bree - Shah
Quanirah Montague	Quah - Near - Ah Mon - Tuh - Gue

SCAN OR [CLICK HERE](#) FOR ROSTER AUDIO PRONUNCIATIONS



SOCIAL MEDIA ROSTER

	TWITTER	INSTAGRAM
Denim DeShields	DenimDru	denimdru
Destiney McPhaul	DestineyMcphaul	d1_des
Jerkaila Jordan	Jerk2Brazy	jerkailajordan
Eniya Russell	EniyaR4	nixxel_
Chandler Prater	Channy_Chan25	chan_cp5
Shakirah Edwards	EdwardsShakirah	s4akeeee
Anaisha Carriere		slimm_0
Tahj-Monet Bloom	Tahj_bloom	tahj_bloom
Rocio Jiménez	mxrociogimenez	rociogimenez_
Kayla Thomas		kaylaamarshaee
Madina Okot		okotmadina
Debreasha Powe	debreasha	breashapowe
Quanirah Montague	NirNir35	nirfrmda609

QUICK FACTS

UNIVERSITY INFORMATION

Location	Starkville, Miss.
Enrollment	22,657
Founded	Feb. 28, 1878
Nickname	Bulldogs
School Colors	Maroon (PMS 202) and White
Conference	Southeastern
President	Dr. Mark Keenum
Director of Athletics	Zac Selmon

HISTORY

Season of Basketball (First Season)	51st (1974-75)
All-Time Record	838-675 (51st Season)
All-Time Conference Record	238-327 (42nd Season)
SEC Regular-Season Titles (Last)	2 (2019)
SEC Tournament Titles (Last)	1 (2019)
SEC Tournament Record	26-44
NCAA Tournament Appearances (Last)	12 (2023)
NCAA Tournament Record	24-12
NCAA Final Four Appearances (Last)	2 (2018)

HUMPHREY COLISEUM

Year Opened (Seasons)	1975 (50th Season)
All-Time Record	492-223 (49th Season)
Record under Purcell	36-9

2023-24 REVIEW

Overall Record	23-12
SEC Record (Finish)	8-8 (T-7th)
Home Record	13-5
Road Record	7-6
Neutral Record	3-1

2024-25 TEAM INFORMATION

Returners/Lost	4 (3 active)/8
Starters Returning/Lost	2/3 (Min. 10 starts)
Newcomers	10 (Seven transfers and three freshman)

WEB/SOCIAL MEDIA

Website	HailState.com
Twitter/Instagram	@HailStateWBK
Facebook	facebook.com/HailStateWBK
Hashtag	#HailState

MEDIA INFORMATION

CREDENTIALS

Outlets interested in obtaining credentials to cover Mississippi State women's basketball home games must apply for credentials at <https://hailst.at/> / MBKWBKcredentials.

WEEKLY PRESS CONFERENCES

Throughout non-conference play, Head Coach Sam Purcell will typically host weekly media press conferences in the Humphrey Coliseum Media Room. All press conferences will be uploaded to HailState.com and HailState Athletics YouTube. Contact Communications Director Will Simmons for more information. Purcell is currently scheduled to hold sessions on the below dates, which are subject to change.

Wednesday February 19, Wednesday February 26

COMMUNICATIONS CONTACT INFORMATION
WILL SIMMONS

Communications Fellow (WBB/VB/W Golf)
EMAIL: wsimmons@athletics.msstate.edu
CELL: (662) 297-6734

JORDAN PRIMED FOR HER FINAL "STATE"MENT

- Graduate student guard Jerkaila Jordan is currently averaging 16.3 points, 6.0 rebounds, 2.0 assists, 2.0 steals and 0.7 blocks per game.
- Jordan led the Bulldog offense in the double overtime thriller against Vandy (Feb. 13), as she finished with 21. Jordan scored a fast break layup after a Denim DeShields steal with 25 seconds to force OT.
- Jordan collected a season-high six steals along with eight points against Alabama (Feb. 9)
- Jerk dropped a team-leading 16 points with five steals and three assists. She has posted 10+ points and 3+ steals in six games this season.
- In the loss against Missouri, Jordan set a new career-high 40 points with eight rebounds. She became the first player in the SEC to reach the 40 point mark in conference play this season.
- Jordan led the Bulldogs with 15 points and 3 steals against Auburn (Jan. 23)
- Jordan picked up three double-digit performances to open up conference play, including back-to-back 24 point performances against top-10 teams in Kentucky and Oklahoma.
- Jordan scored 20+ points in a five game stretch spanning from November 29 to December 17. She was the first Bulldog to do such since the 2021-22 season when Anastasia Hayes scored 20+ in six straight.
- Against ULM, Jordan led the team with 23 points.
- Against Belmont, she led the team with 24 points and picked up a career-high 15 rebounds.
- She finished with a game-high 25 points on 10-19 from the field, in addition to five rebounds, two assists and two steals in 35 minutes at Georgia Tech on Dec. 4.
- Jordan returned for her fourth season at Mississippi State, fifth overall, after she was named to the 2024 All-SEC Second Team and averaged 16.2 points, 5.9 rebounds, 2.4 assists and 2.1 steals on 44.5 percent from the field (213-479), 33.3 percent from three (40-120) and 79.1 percent from the free-throw line (102-129) in 30.8 minutes per game in 2023-24. Her points, rebounds, assists, steals, blocks and minutes totals in 2023-24 were all career highs.
- Jordan earned a spot on the 2025 Preseason Coaches All-SEC Second Team on Oct. 24, a list that is voted on by the conference head coaches. She has been named to the Preseason Coaches All-SEC list each of the last two seasons.
- Jordan was the only player in the SEC to average at least 15.0 points (16.2), 5.0 rebounds (5.9), 2.0 assists (2.4) and 2.0 steals (2.1) per game in 2023-24.
- Jordan's 16.2 points per game ranked 10th, her 2.1 steals per game were sixth and her 568 total points finished fourth in the SEC in 2023-24. Her 16.2 points and 2.1 steals per game are each the fourth-best returning mark in the SEC in 2024-25.
- Jordan averaged 24.0 points, 4.0 rebounds, 4.0 assists, 2.5 steals and 2.0 blocks on 50.0 percent from the field (20-40) and 44.4 percent from three (4-9) against top-10 opponents (at No. 1/1 SC, vs. No. 9/9 LSU) in 2023-24.
- Jordan was the only Bulldog to start all 35 games in 2023-24. She has started every game in her career. She made her 100th start as a Bulldog against Alabama State and is one of 11 players in program history to eclipse the 100-start mark.

JERK GOT THE SAUCE

- Jerkaila Jordan recently unveiled her own signature "Jerk Sauce." The sauce, now sold at Humphrey Coliseum and local retailer "Maroon & Co.", sold out it's first batch in less than a day.
- The deal marked the first food based NIL deal in Mississippi State Athletics, and was a partnership between Jordan and Mississippi State and NFL Alum, Reggie Kelly, founder of Kyven Foods.
- Jordan was apart of the sauce creation process and got to pick the flavor of the sauce herself. She was able to help curate the taste to the Mississippi State fanbase. Jordan says she wants the sauce to be something everyone enjoyed, so she settled for a more tame jerk flavor.
- The sauce is apart of numerous concession items at Humphrey Coliseum, on top of being sold by the bottle at both men's and women's games.

POWE PREPARED FOR JUNIOR SEASON JUMP

- Junior guard/forward Debreasha Powe is averaging 8.7 points, 3.0 rebounds, 1.2 assists, and 0.9 steals per game.
- Powe knocked down two threes against Alabama and led the team with 14 points. It marked her third straight game with multiple threes hit, which tied her longest streak in conference play this season.
- The Powe Show was live in Starkville against Arkansas (Feb. 6), as Breasha knocked down her first five 3's she took in the first half. She finished the game with a team-leading 16 points, tying a season-high, while her five 3's were a season-high. She has hit 4 or more five times this season.
- The junior knocked down four threes against Tennessee at a 66.7 percent rate.
- Powe knocked down 3 threes at a 50 percent rate against Georgia on January 12, the seventh time she's knocked down three or more this season.
- She made her return to the Mississippi State lineup in limited minutes against Kentucky after missing two games nursing a foot injury.
- Powe's three point percentage has climbed each season at Mississippi State and is currently an increase from her sophomore season, in which she experienced a +9.8 percent increase (30.2 to 40.0) from her freshman season.
- Powe played all 40 minutes for the first time in her career at Georgia Tech on Dec. 4. Powe posted 13 points on 4-8 from the field and 4-7 from three, all threes which came in the first half, in addition to four rebounds and three steals against Utah on Nov. 28. She has 10 career games with four or more threes made, three of which have already come this season.
- Powe has finished top five on the team in plus/minus ratio each of her first two seasons (+188 in 2023-24 (5th), +358 in 2022-23 (1st).
- Powe has started nearly every game since her true freshman season, in which she was named to the 2023 All-SEC Freshman Team. She has started all but one game she has played in three seasons under Head Coach Sam Purcell.
- Powe's field-goal percentage (41.2 from 39.5), three-point percentage (40.0 from 30.2), free-throw percentage (78.1 from 76.5) and points per game (8.9 from 8.2) all improved from her freshman to sophomore season.
- Powe averaged 8.9 points, 3.3 rebounds, 1.0 assists on 41.2 percent from the field (105-255), 40.0 percent from three (66-165)

and 78.1 percent from the free-throw line (25-32) in 26.5 minutes per game in 2023-24. Her 8.9 points per game ranked fifth on the team, while her 26.5 minutes were fourth.

RUSSELL READY TO GO IN HER LAST YEAR

- Graduate student guard/forward Eniya Russell is averaging 12.0 points and 3.8 assists, in addition to 4.8 rebounds in 27.1 minutes per game in 2024-25.
- Russell led the team off the bench against LSU with 13 points, four rebounds, four assists and steals.
- She picked up 15 points for the second straight game against Auburn with six rebounds. She has tallied 15+ points and 5+ rebounds eight times this season.
- Russell has scored 10 or more points 18 of 25 games in 2024-25.
- She finished with 15 points on 66.7 percent shooting from the field and from three against Ole Miss.
- Russell tied her career highs in assists and three pointers made against Georgia, where she dished out nine assists and knocked down four threes in a 21 point performance.
- Russell has already set her single-game career highs in points, rebounds, assists, threes made and threes attempted during her short time at Mississippi State.
- Against Belmont (Dec. 14), Russell tallied her 48th assist this season, which is set a new best season total for her career (47 at Kentucky in 2023-24).
- Before this season, Russell had only earned two starts over 104 career games at Kentucky and South Carolina from 2020-24.
- Russell neared a triple-double with 18 points, a career-high nine assists and nine rebounds in 30 minutes at Georgia Tech on Dec. 4.
- Russell reintroduced herself to the fan base in her Mississippi State debut with a career-high and game-high 26 points on 10-15 from the field and 4-8 from three, in addition to three rebounds and an assist in 25 minutes in the season opener against Memphis on Nov. 7. The 26 points marked the most in a Mississippi State debut since at least the 1983-84 season (Records weren't able to confirm all-time for every season prior to 1983-84).
- Russell recorded eight points and a career-high 10 rebounds in 28 minutes against Alcorn State on Nov. 10.
- Russell was rated the No. 24 transfer portal prospect in the 2024 class by ESPN (Charlie Creme). Russell played in 32 games with two starts at Kentucky in 2023-24. She averaged 10.1 points, 3.6 rebounds and 1.5 assists in 20.7 minutes per game. Her points, rebounds, assists, minutes, steals averages and free-throw percentage were all career highs. She also played in 49 games in two seasons at South Carolina from 2020-22, where she won the 2022 NCAA Championship.
- Russell posted 14.5 points, 4.0 rebounds, 2.0 steals and 2.5 steals on 44.0 percent from the field in two games against Mississippi State while at Kentucky in 2023-24.
- Russell was a 2020 McDonald's All-American and was ranked as a five-star and the No. 43 overall recruit in the 2020 class by ESPNW HoopGurlz.

1 Madina Okot collected 23 rebounds against Vanderbilt, along with 21 points, four steals and two blocks. She's the only player in D1 to collect 23 boards in one game.

MADINA OKOT - HERE TO DOMINATE

- Junior center Madina Okot is averaging 12.0 points, 9.7 rebounds, 1.0 blocks and 1.2 steals per game on 68.0 percent shooting, which leads the SEC and is second in the nation.
- Over her last five, she is averaging 12.2 points, 12.4 rebounds, 2.0 steals, and 1.4 blocks per game.
- Okot collected 21 points and a career-high 23 rebounds against Vandy, her first 20/20 game of her career. She's the first player in D1 to collect 23 this season.
- Okot collected her second straight game with 12 points against Arkansas, bringing in seven rebounds and three steals.
- Madina earned her eighth double-double against Arkansas (Feb. 6) with 12 points and 11 boards.
- Okot has collected 10+ rebounds in seven of her last nine.
- Finished with six points and 10 boards against LSU, her 11th 10+ rebound game.
- She finished with 13 points on 85.7 percent shooting against Auburn with nine rebounds.
- Okot finished with eight points and 12 rebounds against Ole Miss.
- Okot picked up double-digit rebounds in contests against Oklahoma, Georgia and Tennessee.
- Okot picked up her sixth double-double of the season and first in conference play where she scored 19 with 12 rebounds on 8-11 shooting.
- She shot above 70 percent in nine of the last 11 non-conference games, putting up five or more attempts in all but one of those games.
- Okot finished with a double-double at ULM when she picked up 15 points and 14 boards.
- She picked up her fourth double-double after picking up 11 points and 15 rebounds against Belmont. Okot has scored 10+ in eight of 11 games this season.
- Okot has pulled down five or more rebounds in all 13 games and 10 or more rebounds in five games.
- Okot added her third double-double on 18 points and 11 rebounds, nine of which were offensive, in 17 minutes at Chicago State on Dec. 8.
- Okot recorded her second double-double in her first three games with 17 points on 8-9 from the field, in addition to 12 rebounds and five steals in 25 minutes. She made her NCAA and Mississippi State debut with 14 points on 5-8 from the field and 17 rebounds, six of which were offensive, with three blocks in 23 minutes in the season opener against Memphis on Nov. 7.

POWE - ONE OF THE NATION'S BEST SHOOTERS

- Junior guard/forward Debreasha Powe was one of three players in the SEC in 2023-24 and the latest Mississippi State player since Andra Espinoza-Hunter in 2018-19 to knock down 65-plus threes on a 40.0 percent or better rate. Alabama's Aaliyah Nye and South Carolina's Te-Hina Paopao are the only other players in the SEC to connect on 65-plus threes at a 40.0 percent of better rate in 2023-24.
- Her 66 threes in 2023-24 were a team best and ranked fourth in the SEC. Her 40.0 percent from three was a team best, ranked third in the SEC and was a +9.8 percent increase from her freshman season.
- With 157 career threes made, Powe is seventh in program

63 Head Coach Sam Purcell collected his 63rd win against Vanderbilt, the most wins of any Mississippi State coach in their first three seasons.

history in threes made.

CAREER THREES MADE IN PROGRAM HISTORY (4-7)

RANK		THREES MADE	GAMES
4	Mary Kathryn Govero (2008-11)	182 (492 attempts)	128
5	Blair Schaefer (2014-18)	175 (455 attempts)	135
6	Jerkaila Jordan (2021-Present)	167 (480 attempts)	123
7	Debreasha Powe (2022-Present)	160 (433 attempts)	91

THE POWER OF THE PREGAME AND HALFTIME SPEECH

- Mississippi State is outscoring its opponents by its largest margins in the first and third quarter. Mississippi State is outscoring 494-399 (+95) in the first quarter and 522-409 (+113) in the third quarter.
- Head Coach Sam Purcell credits the dominance out of half not only to being able to wear down teams, but also to the halftime adjustments that are by design mainly player led. Purcell asks the players three questions at halftime "What are we doing well?", "What do we need to fix?" and "What is it going to take to win this game?".

DAWGS CLEAN UP THE GLASS

- Mississippi State ranks 13th nationally and fourth in the SEC with a +9.0 rebounding margin and ranks fourth in the SEC at 41.9 rebounds per game.
- Mississippi State has outrebounded opponents 19 times and is 15-4 when doing such in 2024-25.
- Madina Okot is third in the SEC with 9.7 rebounds per game.

THE HUMP - AN ELITE HOME-COURT ADVANTAGE

- With one of the best home court advantages in the nation, Mississippi State has ranked in the top-25 nationally in final average home attendance each of the last nine seasons.

HUMPHREY COLISEUM AVERAGE ATTENDANCE

YEAR	AVG ATTENDANCE	NCAA RANK	SEC RANK
24-25	5,131	20	5
23-24	5,109	25	4
22-23	5,096	16	4
21-22	4,691	15	4
20-21	980 (COVID)	14	6
19-20	7,681	9	3
18-19	8,446	5	2
17-18	7,439	7	3
16-17	6,641	7	3
15-16	5,162	16	4

- Mississippi State ranked 25th nationally with a final average home attendance of 5,109 in 2023-24, its best average since 2019-20.
- Mississippi State has ranked in the top five in the SEC in final average home attendance in every season, excluding 2020-21 due to COVID-19, since 2013-14.
- Entering the 2024-25 season, Mississippi State was 136-23 in home games.
- Mississippi State has won 10 or more home games in 12 of the last 13 seasons, since 2011-12, with the only exception being a 7-4 home record in the shortened COVID-19 2020-21 season.
- Mississippi State is 492-222 (.689) all time inside Humphrey

26 The Bulldogs collected 26 offensive rebounds against Vandy, the most in a single game this season. 16 of those came from Okot and Motague, who had 8 each.

Coliseum.

- The attendance of 9,121 vs. LSU on Jan. 29, 2024 was the largest under Head Coach Sam Purcell and marked his first sellout. It was the program's largest crowd since Jan. 26, 2020.

COACH PURCELL'S SPECIAL START IN STARKVILLE

- Sam Purcell is the only head coach in program history and one of six in SEC women's basketball since 2000 to record consecutive seasons with 20 or more wins in each of their first two seasons. Other SEC women's basketball head coaches since 2000 to surpass the 20-win mark in each of their first two seasons were Pokey Chatman, Nikki Fargas, Kim Mulkey (LSU), Holly Warlick (Tennessee) and Melanie Balcomb (Vanderbilt).

COACH	SCHOOL	S1	S2	S3
Pokey Chatman	LSU	33-3	31-4	30-8
Kim Mulkey	LSU	26-6	34-2	31-6
Nikki Fargas	LSU	23-11	22-12	21-13
Holly Warlick	Tennessee	27-8	29-6	30-6
Melanie Balcomb	Vanderbilt	22-10	26-8	24-8
Sam Purcell	Mississippi State	22-11	23-12	18-8

- Mississippi State started 8-0 in consecutive seasons under Head Coach Sam Purcell.
- Purcell recorded the most overall wins (45 - 10 more than the next), most SEC wins (17 - 7 more than the next) and most NCAA Tournament wins (2 - no other head coach has recorded one) of any head coach through their first two seasons in program history.
- With 18 wins this season, Purcell has collected overall and SEC wins of any head coach in program history through their first three seasons.

TOTAL WINS IN FIRST THREE SEASONS - MSU TOP THREE

COACH	YEARS	S1	S2	S3	TOTAL
Sam Purcell	2022-	22-11	23-12	18-8	63-31
Vic Schaefer	2012-15	13-17	22-14	27-7	62-38
Peggy Collins	1977-1980	14-17	16-14	12-18	42-49

SEC WINS IN FIRST THREE SEASONS - MSU TOP THREE

COACH	YEARS	S1	S2	S3	TOTAL
Sam Purcell	2022-	9-7	8-8	5-7	22-22
Vic Schaefer	2012-15	5-11	5-11	11-5	21-27
Sharon Fanning	1995-98	4-7	1-11	4-10	9-28

- Purcell became the fastest coach in program history to reach 50 wins at Mississippi State, achieving the mark in 73 games. The next closest is Vic Schaefer, who earned his 50th win at Mississippi State in 81 games.
- Purcell is the first head coach in program history to play in the NCAA tournament in either of his first two seasons (2023 NCAA Tournament Second Round).
- With a win over No. 9/9 LSU on Jan. 29, 2024, Purcell earned his first win over a top-25 and top-10 opponent as a head coach. It was Mississippi State's first top-10 win since a road win at No. 10 Texas, 67-49, on Dec. 2, 2018.
- Purcell picked up his second top-10 victory as a head coach against No. 10/11 Oklahoma on Jan. 9, 2025. This marked back-to-back seasons with top-10 victories for Coach Purcell.
- In 2022-23, Purcell became the winningest head coach in their debut season at Mississippi State with a 22-11 overall record. He received the distinction when he earned his 16th win. Purcell led

Mississippi State to the NCAA Tournament appearance in his first season following a three-year absence for the Bulldogs. Mississippi State became the first team in NCAA women's basketball history to advance to the Round of 32 after starting in the First Four round.

PURCELL RECORD BREAKDOWN

OVERALL 63-31 (.670)

HOME 36-10

AWAY 15-18

NEUTRAL 12-3

NON-CONFERENCE 41-7 (EXCLUDING SEC TOURNAMENT)

HOME 23-1

AWAY 6-5

NEUTRAL 12-1

SEC 22-22 (0-2 IN SEC TOURNAMENT)

HOME 13-9

AWAY 9-13

POSTSEASON 4-2

NCAA 2-1

WBIT 2-1

- Purcell recorded the most SEC wins by a Mississippi State head coach in their debut season with nine. The nine conference wins by Purcell almost doubled the previous high of five wins by Vic Schaefer. Purcell is also the only head coach in program history with a winning SEC record in year one.

JORDAN LEADS THE DAWGS

- Graduate student guard Jerkaila Jordan placed her name all over the statistic sheet in 2023-24 and ranked near the top of the team in almost every statistical category.

JERKAILA JORDAN TEAM RANKS

CATEGORY	STAT	23-24	STAT	24-25
Points Per Game	16.2	1	16.2	1
Rebounds Per Game	5.9	2	6.0	2
Assists Per Game	2.4	T2	2.0	4
Steals Per Game	2.1	1	2.0	1
Blocks Per Game	0.7	3	0.7	2
Minutes Per Game	30.8	3	29.9	1

NIR SHOWING SHE'S UP NEXT

- Sophomore forward/center Quanirah Montague has been playing solid minutes within the back half of conference play.
- In just 19 minutes against Vanderbilt, Montague collected her second double-double of her career and first of the season with 15 points and 12 rebounds. Eight of her 12 rebounds came on the offensive glass.
- Montague rejected a season-high four shots against Arkansas (Feb. 6)
- Against LSU (Feb. 2), Nir finished with 10 points on 83.3 shooting with nine rebounds, two steals and a block.
- Montague averaged 9.0 points and 6.7 rebounds on 52.2 percent from the field (12-23) in 14.3 minutes over a three-game stretch from Nov. 24-29.
- Montague finished with eight points and 11 rebounds in 17 minutes at Chicago State on Dec. 8.
- Montague recorded a career-high and game-high 17 points on 8-13 from the field, in addition to seven rebounds, six of which were offensive, in 14 minutes vs. Jacksonville (Nov. 24). She was named the Most Outstanding Player after the game.

MISSISSIPPI STATE NEAR TOP OF SEC IN LAST DECADE

- Entering the 2024-25 season, Mississippi State ranks third in total wins - trailing South Carolina and Texas - and second in SEC wins - trailing only South Carolina - of any SEC school over the last 10 seasons.
- Entering the 2024-25 season, Mississippi State is 256-77 overall and 107-49 in SEC play over the last decade. It is one of six SEC schools to accumulated 200 or more wins and one of three SEC school to achieve 100 SEC wins over that stretch.

WINS AND SEC WINS OVER 10 SEASONS

SCHOOL	WINS	SEC WINS	24-25
1 South Carolina	319-38	147-13	23-2
2 Texas	259-85	N/A	25-2
3 Mississippi State	256-77	107-49	18-8
4 Tennessee	224-105	104-53	18-6
5 Texas A&M	208-109	88-70	10-13
6 LSU	202-107	95-63	25-1

Updated Feb. 14. Total win records are entering the 2024-25 season.

BRING JOY AND JUICE

- Head Coach Sam Purcell has asked his team to bring "Joy and Juice", which can be broken down to having excitement, being positive and celebrating your teammates (joy), while contributing great energy (juice) both on and off the court. Purcell was seen rocking a "Joy and Juice" shirt in the Cayman Islands and at practice.

DESHIELDS COMMANDING STATE'S OFFENSE

- Junior guard Demin DeShields was one of the top-ranked point guards in the transfer portal and has taken command of Mississippi State's offense.
- DeShields is currently averaging 5.7 points, 3.6 assists, 1.8 rebounds and 1.4 steals in 27.7 minutes per game.
- The junior collected nine points, four rebounds, four assists and three steals against Vanderbilt (Feb. 13). One steal led to a breakaway layup with 25 seconds remaining that forced overtime.
- DeShields scored 10+ for the second straight game and third time this season after picking up 10 against Missouri.
- She set a new season-high in points with 13 against Auburn while picking up seven assists, the most she's dished out in an SEC game this year.
- DeShields anchored a Bulldog defense to 21 forced turnovers against Oklahoma (Jan. 9). The guard had five steals, tying her career high.
- DeShields led the Bulldog offense with a total of nine assists against South Carolina State en route to a team 59.4 field goal percentage.
- An Atlanta, Ga. native, DeShields had five points, three rebounds, three assists and a block in 33 minutes at Georgia Tech on Dec. 4.
- DeShields posted her first game with 10 or more points at Mississippi State with 10 points, three assists and three rebounds in 25 minutes against Chattanooga on Nov. 17.
- Prior to 2024-25, DeShields started 61 of 63 games over two seasons at UAB from 2022-24. She was a two-time All-Conference selection over two different conference affiliations, Conference USA and American Athletic Conference. She was named to the 2023 Conference USA All-Freshman and 2024 American Athletic Conference All-Conference Third Team.

MATCH UP BREAKDOWN



MISSISSIPPI ST	CATEGORY	FLORIDA
18-8	RECORD	12-13
W1	STREAK	L2
76.9	POINTS/GAME	77.2
63.1	OPP. POINTS/GAME	71.0
+13.8	POINT MARGIN	+6.2
46.3	FIELD-GOAL PERCENTAGE	46.5
37.5	OPP. FIELD-GOAL PERCENTAGE	40.8
31.8	THREE-POINT FIELD-GOAL PERCENTAGE	33.6
30.4	OPP. THREE-POINT FIELD-GOAL PERCENTAGE	31.9
6.7	THREE-POINT FIELD GOALS MADE/GAME	5.8
6.7	OPP. THREE-POINT FIELD GOALS MADE/GAME	7.1
70.5	FREE-THROW PERCENTAGE	72.1
11.2	FREE THROWS MADE/GAME	13.6
15.9	FREE THROWS ATTEMPTED/GAME	18.9
42.0	REBOUNDS/GAME	40.6
13.3	OFFENSIVE REBOUNDS/GAME	12.8
28.6	DEFENSIVE REBOUNDS/GAME	27.8
+9.0	REBOUND MARGIN	+6.3
15.8	ASSISTS/GAME	14.6
16.6	TURNOVERS/GAME	16.8
17.1	TURNOVERS FORCED/GAME	14.5
+0.5	TURNOVER MARGIN	-2.3
0.9	ASSIST-TURNOVER RATIO	0.9
8.6	STEALS/GAME	7.2
4.2	BLOCKS/GAME	3.9

MISSISSIPPI STATE-FLORIDA TEAM LEADERS

	MISSISSIPPI STATE	FLORIDA
POINTS	Jordan (16.3)	McGill (16.3)
REBOUNDS	Okot (9.7)	Kyle (9.2)
ASSISTS	Russell (3.8)	McGill (5.3)
BLOCKS	Okot (1.0)	Gassett (0.8)
STEALS	Jordan (2.0)	McGill (1.7)
MINUTES	Jordan (29.5)	McGill (30.1)

- DeShields averaged 13.4 points, 5.3 assists and 3.0 rebounds on 42.5 percent from the field (161-379) and 78.4 percent from the free-throw line (91-116) in 33.3 minutes per game at UAB in 2023-24. She set new career highs in points, assists, rebounds, minutes averages, field-goal and free-throw percentage.
- DeShields led the AAC with 5.3 assists per game in 2023-24.
- DeShields improved her points (13.0 to 13.4), assists (4.3 to 5.3), rebounds (2.9 to 3.0), minutes averages (30.0 to 33.3), field-goal (40.8 to 42.5) and free-throw percentage (69.4 to 79.4) from her freshman to her sophomore season.
- DeShields led her team in assists per game and has finished top two in points per game in each of her first two seasons.

BALL STOPPERS

- Head Coach Sam Purcell has repeatedly stressed how important junior guard Demin DeShields' and redshirt junior guard Destiney McPhaul's defense has been to wearing out the opposing point guard and stifling the opposing offense.
- DeShields rank second on the team with 1.4 steals while McPhaul ranks third with 1.3.
- Purcell is shopping the nickname "The Deputies" for Denim and Destiney because of the D and D name correlation and the fact that each player brings a "Seatbelt. Click It. Top-Dog." mentality.

MISSISSIPPI STATE'S 2025 CLASS AMONG THE BEST

- Mississippi State announced the signings of three ESPNW HoopGurlz top-100 prospects in Jaylah Lampley (No. 38), Madison Francis (No. 39) and Nataliyah Gray (No. 95) at the start of the early signing period on Wednesday, Nov. 13.
- Mississippi State's 2025 class is ranked 10th by ESPN's Top-25 Recruiting Class Rankings, the second-best in program history only behind the sixth-ranked 2019 class.
- With the addition of three ESPNW HoopGurlz top-100 prospects, Purcell has now signed seven such players in his three classes at Mississippi State. Mississippi State is one of 13 programs in the nation to land three 2025 top-100 prospects.
- Lampley, a 6-1 guard from Lawrence Central High School in Indianapolis, Ind., is ranked No. 38 overall and the second-rated prospect in Indiana by ESPNW HoopGurlz. She is the highest-rated recruit by the outlet to date under Purcell. Lampley led Lawrence Central to a 2024 IHSA Class 4A State Championship title in her junior season, in which she averaged 18.0 points, 5.9 rebounds and 2.1 steals per game. She was named the 2023-24 MaxPreps Indiana High School Girls Basketball Player of the Year.
- Francis, a 6-2 forward from Lancaster Central High School in Lancaster, N.Y., is ranked No. 20 overall, No. 6 forward and the top-rated prospect in New York by ON3. She is the highest-rated signee by the outlet to date under Purcell. Francis is also listed as the No. 39 overall prospect by ESPNW HoopGurlz. Francis averaged 29.0 points, 13.1 rebounds, 5.7 steals and 5.1 assists over her junior season at Lancaster, in which she propelled her team to a 2024 NYSPHSAA Class AAA Title. She was one of 12 players to be named to the Team USA U18 National Team and took home a gold medal at the 2024 FIBA U18 Women's AmeriCup Championship, which was held in Bucaramanga, Colombia in June 2024.
- Gray, a 6-3 forward from Alief Taylor High School in Houston, Texas, is ranked No. 95 overall and the sixth-rated recruit in Texas by ESPNW HoopGurlz. Gray was Purcell's first commitment of the class and has averaged 20.7 points, 11.2 rebounds and 2.5

blocks over the course of her high school career. She has already surpassed 2,000 points and 1,000 rebounds following her junior season.

UNDER 15 TURNOVERS PLEASE

- Head Coach Sam Purcell has stressed multiple times in media that he wants his team to be under the 15-turnover mark, which the Bulldogs have done eight times (5-3 when 15 or under) in 2024-25.
- Mississippi State is currently averaging 16.4 turnovers per game, which according to Purcell is often due to Bulldogs' often too unselfish nature.

MCPHAUL - TOP DAWG OFF THE BENCH

- Redshirt junior guard Destiney McPhaul is averaging 8.3 points, on 50.0 percent from the field and 38.5 percent from three, in addition to 2.7 rebounds, 2.7 assists and 1.3 steals in 23.0 minutes per game in 2024-25.
- McPhaul had her third consecutive game with in double figures, as she finished with 10 points on 50.0 percent shooting against Alabama.
- McPhaul picked up 11 points against Arkansas on 71.4 shooting, with three steals.
- She finished with seven points and five assists against Ole Miss, the fourth time she has finished with five or more assists this year.
- In her first three SEC games, she has scored double-digits in all three matchups as well as recording career-highs with six assists and six turnovers.
- McPhaul was a threat on both sides of the ball against South Carolina State, as she picked up a career-high five steals and four made threes.
- McPhaul picked up her third game this season with double-digit points after finishing with 13 points against Belmont. She knocked down three free throws after being fouled with 0.2 seconds to ice the game.
- McPhaul was ranked as the top-guard and second-overall junior college prospect in the 2024 class by JUCO World Exposure.
- McPhaul scored in double figures in each of her first two games at Mississippi State, adding 15 points on 5-6 from the field, 3-3 from three and 2-2 from the free-throw line in 22 minutes against Alcorn State on Nov. 10. In her Mississippi State and NCAA Collegiate debut, McPhaul added 11 points, four rebounds, three assists and three steals in 22 minutes in the season opener against Memphis on Nov. 7.
- McPhaul was named a 2024 National Junior College Athletic Association (NJCAA) First Team All-American after she averaged 13.2 points, 4.8 assists and 3.0 rebounds in 31.7 minutes per game. Due to her success at the junior college level, McPhaul will have her jersey commemorated this season at the Women's Basketball Hall of Fame in Knoxville, Tenn.
- McPhaul helped guide Northwest Florida State College to consecutive National Junior College Athletic Association (NJCAA) Championship game appearances.
- McPhaul improved her points average (12.0 to 14.4), field-goal (45.1 to 49.4), three-point (31.4 to 36.2) and free-throw percentage (66.4 to 82.3) from her freshman to her sophomore season, while she decreased her turnovers by 1.0 per game (2.9 to 1.9).
- McPhaul totaled 30 points on 10-20 from the field and 10-12 from the free-throw line in 44 minutes in the NJCAA Division I Championship game with Purcell in attendance. The four-game run

over the NJCAA Division I tournament saw her average 25.5 points per game with three performances of 25 or more points.

TOUGH SLATE FOR MISSISSIPPI STATE

- Mississippi State has faced off against six opponents ranked in the Associated Press and/or USA TODAY Coaches Preseason Polls with three more opponents that were receiving votes in either poll.
- State has one matchups remaining with opponents that are currently ranked or receiving votes in either polls.
- Mississippi State will tip off with 13 teams that made the 2024 NCAA Tournament and 14 games of its 30 games will be against such teams. Mississippi State defeated Utah, 66-62, on Nov. 28, in its second game against a 2024 NCAA Tournament team. Mississippi State is 3-1 in games against such teams this season after it defeated Oklahoma on Jan. 9, Utah on Nov. 28 and Chattanooga on Nov. 17.

PURCELL RELOADS ASSISTANT COACHES

- Head Coach Sam Purcell reloaded his staff with the addition of four new assistant coaches to the bench. In addition to Assistant Coach/Director of Scouting Victoria Vivians, Purcell added Associate Head Coach/Offensive Coordinator Fred Castro (Head Coach of Eastern Michigan), Assistant Coach/Recruiting Coordinator Anita Howard (Head Coach of Georgia Southern) and Assistant Coach Samantha Williams (Assistant Coach at Tennessee).
- All three of Purcell's main assistants - Castro (Eastern Michigan), Howard (Georgia Southern) and Williams (Eastern Kentucky) - have head coaching experience.
- Assistant Coach/Senior Director of Scouting and Analytics Tony Dukes returned for his second season on staff.
- Purcell had two assistant coaches in Michelle Clark-Heard (Mercer) and Corry Irvin (Chicago State) earn head coaching positions following the 2023-24 season. Mississippi State faced Clark-Heard on Wednesday, Nov. 20 when it defeated Mercer, 81-44, inside Humphrey Coliseum. Mississippi State reunited Irvin when it ran past Chicago State, 102-42, inside Jones Convocation Center on Sunday, Dec. 8. Purcell gifted Irvin with a copy of House Bill 346 to recognize her efforts to raise epilepsy awareness prior to the game. The bill, which was passed in Mississippi in large part due to Irvin's efforts, ensures schools are properly equipped to assist students, like Irvin's son Cory, with seizures.

#OWNIT - TEAM MANTRA

- After "Why Not Us" in the first season and "ONE" in his second, the team mantra for the third season under Head Coach Sam Purcell is "Own It". It is centered around the belief that as a program, the players and staff have to own everything that comes with the history, standard and expectation of this program and playing in the SEC. This motto can be seen throughout the arena, on the door in the women's basketball tunnel and on the warmup shirts.

2024-25 DAWGS ACCOLADES

- Graduate student guard Jerkaila Jordan earned a spot on the 2025 Preseason Coaches All-SEC Second Team on Oct. 24, voted on by the conference head coaches. She has been named to the Preseason Coaches All-SEC list each of the last two seasons.
- Jordan was named to the 2024 Cayman Islands Classic All-Tournament Team on Nov. 29 and sophomore forward/center Quanirah Montague earned Most Outstanding Player honors after the 2024

WBCA State Farm Showcase game win over Jacksonville on Nov. 24.

JERKAILA JORDAN

- 2025 Preseason Coaches All-SEC Second Team
- 2024 Cayman Islands Classic All-Tournament Team

QUANIRAH MONTAGUE

- 2024 WBCA State Farm Showcase Most Outstanding Player

MISSISSIPPI STATE CAN GO ON OFFENSE

- Mississippi State has averaged at least 70.0 points per game each season since 2016-17 and is currently averaging 76.9 points.
- Mississippi State has three players averaging 10 or more points per game (Jordan 16.3, Russell 12.0, Okot 11.6).
- The Bulldogs have three players converting on 50.0 or better percent from the field (Okot 68.0, Thomas 59.0, Montague 55.2).
- Mississippi State has scored 100 points twice this season, the first season with multiple 100-point games since 2020-21. Mississippi State scored 100 points on the road for the first time since it scored 103 at Washington on Dec. 20, 2018.
- Mississippi State ranks ninth nationally and second in the SEC in field-goal percentage (47.9).
- Mississippi State ranked top five in the SEC in multiple offensive categories in 2023-24. The Bulldogs ranked second in assists (17.1) and assist/turnover ratio (+1.2), third in field-goal percentage (44.9) and three-point field-goal percentage (35.0), fourth in scoring offense (75.6), scoring margin (+9.9) and free-throw percentage (73.0). Mississippi State has ranked top five in the SEC in scoring offense, scoring margin, field-goal percentage, three-point field-goal percentage and assists in each of Head Coach Sam Purcell's first two seasons at Mississippi State.
- Mississippi State has now converted on 50.0 percent seven times this season. The Bulldogs shot 62.3 percent (38-61) against Auburn, their highest percentage since 2019. Mississippi State shot 59.4 percent (38-64) against South Carolina State, 54.7 percent (41-75), at ULM, 53.6 percent (30-56), at Chicago State, 54.2 percent (32-59) at Georgia Tech, 52.4 percent (33-63) against Mercer on Nov. 20 and 50.7 percent (37-73) against Memphis on Nov. 7 to extend its mark to now 22 times (21-1) eclipsing the 50.0-percent mark under Purcell. The Georgia Tech loss was the first time that Mississippi State has lost a game when converting on at least 50.0 percent from the field under Purcell.

VICTORIA VIVIAN'S BACK AT MISSISSIPPI STATE

- Head Coach Sam Purcell hired Mississippi State legend Victoria Vivians as an Assistant Coach/Director of Scouting on June 17, 2024.
- Vivians just finished her seventh season in the WNBA, sixth active after she missed 2019 due to injury, and her first with Seattle Storm, where she made her playoff debut against the Las Vegas Aces in the 2024 Playoffs.
- A part of the winningest class in program history, Vivians helped transform Mississippi State into a national power from 2014-18 and was instrumental in compiling 126 wins and four-straight NCAA Tournament berths, including consecutive NCAA National Championship game appearances in 2017 and 2018. She helped surpass the program record for wins in each of her four seasons, a run that was capped off with a nation-best 37-2 record in 2017-18.
- Vivians received All-America honors in each of her four seasons and in 2018 she became the first Bulldog to be named an Associated Press First Team All-American since LaToya Thomas in 2003.

- Vivians was a three-time All-SEC First Team selection and one of only three players in program history to be named All-SEC four times over her career.
- She became the fourth player from Mississippi State at the time to be taken in the first round of the WNBA Draft when she was selected eighth overall by the Indiana Fever in 2018.
- A five-star recruit out of Scott Central High School in Carthage, Miss, Vivians was a two-time Mississippi's Miss Basketball and 2013-14 Gatorade Player of the Year honoree.
- Vivians was crowned the 2017 Mississippi State Homecoming Queen and was a four-time SEC Academic Honor Roll selection. She graduated with a bachelor's degree in Human Development and Family Science in 2018.
- Vivians remains the only player to win the CSpire Gilgom Trophy, which is awarded to the best female player in Mississippi, in each of her four seasons and the only player to win it more than twice.

JORDAN EARNS PRESEASON ALL-SEC SELECTION

- Graduate student guard Jerkaila Jordan earned a spot on the 2025 Preseason Coaches All-SEC Second Team on Oct. 24, voted on by the conference head coaches.
- It marked the second-straight season that Jordan was named to the Preseason Coaches All-SEC list.

PRESEASON ALL-SEC SELECTIONS UNDER PURCELL

YEAR	PLAYER	POLL
24-25	Jerkaila Jordan	Coaches (Second)
23-24	Jessika Carter	Media (Second), Coaches (First)
23-24	Jerkaila Jordan	Coaches (Second)
23-24	Erynn Barnum	Coaches (Second)
22-23	Jessika Carter	Coaches (Second), Media (Second)
22-23	Anastasia Hayes	Coaches (First), Media (Second)

DAWGS REPRESENTED IN THE W

- Mississippi State was one of three SEC schools - South Carolina and Tennessee - to have at least three former players active on WNBA rosters in the 2024 season.
- Victoria Vivians (Mississippi State, 2014-18) - Seattle Storm
Teaira McCowan (Mississippi State, 2015-19) - Dallas Wings
Jessika Carter (Mississippi State, 2018-24) - New York Liberty/Las Vegas Aces

MISSISSIPPI STATE BY THE NUMBERS

- Mississippi State returned 962 of its 2,647 points (36.3 percent), 394 of its 1,421 rebounds (27.7), 125 of its 599 assists (25.1), 107 of its 270 steals (39.6), 71 of its 162 blocks (43.8) and 2,205 of its 7,050 minutes (31.3) from 2023-24.
- With the addition of its five transfers with Division I playing experience, Mississippi State added 1,599 points, 627 rebounds, 293 assists, 133 steals, 58 blocks and 3,182 minutes from 2023-24.

MISSISSIPPI STATE PUTS PORTAL POWER ON DISPLAY

- Head Coach Sam Purcell and his staff has navigated the portal successfully since arriving to Mississippi State and the 2024 class remains no exception.
- Mississippi State added six transfers Denim DeShields (UAB), Destiney McPhaul (Northwest Florida State College), Eniya Russell (Kentucky), Terren Ward (Georgia Southern), Chandler Prater (Oklahoma State), Kayla Thomas (Georgia Southern) and Madina

Okot (Zetech University - Kenya).

- The five transfers - Denim DeShields (UAB), Eniya Russell (Kentucky/South Carolina), Terren Ward (Georgia Southern), Chandler Prater (Oklahoma State/Kansas), Kayla Thomas (Georgia Southern/Penn State) - who have Division I playing experience entered the 2024-25 season with 431 games played and 179 starts.
- Russell (Kentucky) was ranked as the No. 24 transfer in the 2024 class by ESPN (Charlie Creme), while Ward (Georgia Southern) was named in the also mentioned/honorable mention section.
- McPhaul (Northwest Florida State College) was ranked as the top-guard and second-overall junior college prospect in the 2024 class by JUCO World Exposure. She was named a 2024 National Junior College Athletic Association (NJCAA) First Team All-American in 2023-24.

IT RUNS IN THE FAMILY

- Junior guard Denim DeShields comes from a very athletic family. Her mother, Tisha, was a 1991 NCAA Outdoor All-American in the heptathlon at Tennessee and is a member of the Delaware Track and Field Hall of Fame. Her father, Delino, was drafted out of high school with the 12th-overall pick in the first round of the 1987 MLB June Amateur Draft and played 13 major league seasons. Her brother, Delino Jr., was selected with the eighth-overall pick in the first round of the 2010 MLB June Amateur Draft by the Houston Astros. Her sister, Diamond, was a multi-time All-American and All-SEC selection at Tennessee after she transferred from North Carolina, where she was the 2014 National Freshman of the Year by multiple outlets, and the third-overall pick in the first round of the 2018 WNBA Draft by the Chicago Sky. She won 2021 WNBA Championship with the Sky and just completed her seventh season, sixth active due to injury in 2023, in the WNBA and was recently traded to the Connecticut Sun.
- Graduate student guard Jerkaila Jordan's older brother, Jerrea is a defensive back who walked on to play football at UNLV and currently plays at Washington State. Jerrea's journey is a source of motivation for Jerkaila.
- Senior forward/center Kayla Thomas' mother, Tenicka, was a three-sport athlete and played volleyball, basketball and ran track and field at Mississippi Valley State. She was a two-time Mississippi Valley State Female Athlete of the Year selection and was inducted into the Mississippi Valley State Hall of Fame in 2008.
- Junior guard/forward Debreasha Powe's twin brother, Demarcus, plays basketball at Belhaven University and played at East Central Community College and Mississippi Gulf Coast Community College.
- Sophomore forward/center Quanirah Montague's brother, Jahl-eem, played basketball at Palm Beach State Community College and Longwood.

TOP DAWGS IN SPORT PERFORMANCE

- Mississippi State's athleticism is both natural and built by hours in the weight room and conditioning sessions under the guidance and leadership of Strength and Conditioning Coach Kaiti Jones. A few key measurements from the team are listed below.

WINGSPAN

Rocio Jiménez: 6' 11.5"
Madina Okot: 6' 10"
Quanirah Montague: 6' 8.25"
Kayla Thomas: 6' 7.5"
Eniya Russell: 6' 3"

STANDING REACH

Rocio Jiménez: 8' 8"

Madina Okot: 8' 8"

Quanirah Montague: 8' 4.5"

APPROACH HEIGHT (RUNNING VERTICAL HEIGHT)

Shakirah Edwards: 10' 5.5"

Quanirah Montague: 10' 3.5"

Madina Okot: 10' 3"

Eniya Russell: 10' 2"

APPROACH JUMP (RUNNING VERTICAL JUMP)

Shakirah Edwards: 35.5"

Eniya Russell: 27.5"

STANDING VERTICAL

Shakirah Edwards: 30.2"

Denim DeShields: 28"

Jerkaila Jordan: 26.7"

3/4-COURT SPRINT

Jerkaila Jordan: 3.46 seconds

Shakirah Edwards: 3.46 seconds

Denim DeShields: 3.51 seconds

Quanirah Montague: 3.79 seconds

Madina Okot: 3.82 seconds

10-YARD ACCELERATION SPLIT

Denim DeShields: 1.52 seconds

Jerkaila Jordan: 1.59 seconds

Shakirah Edwards: 1.59 seconds

- Freshman Shakirah Edwards and graduate student guard Jerkaila Jordan were named this season's "Top Dawg" award winners. The "Top Dawg" is an award that reflects overall physical competency and athleticism metrics; athletes awarded this honor are scored on a scale of 0-10, with 10 representing of the most elite level women's basketball players to date. The metrics taken into consideration are power, speed, strength, aerobic capacity and anaerobic power. Only the top two student-athletes are crowned "Top Dawgs" each offseason, owning that title until testing resumes the following year.
- This is Jordan's third-consecutive season receiving the award and the first for Edwards.

DAWGS INTERESTS OFF THE COURT

- Graduate student guard Jerkaila Jordan is interested in a career in law enforcement after basketball and shadowed the Starkville Police Department on a ride along earlier this offseason. Jordan is also interested in sauce, particularly BBQ sauce, which is no surprise considering her play of the court, and has partnered with Mississippi State alums to have her own NIL Jerk sauce for sale.
- Majoring in Communication-Broadcast and Digital Journalism, junior guard/forward Debreasha Powe intends to pursue a career as a sports analyst after basketball and is inspired by ESPN's Andraya Carter, who visited the team to provide media training ahead of the 2023-24 season. Powe put her broadcasting talents on display at the 2025 SEC Basketball Tipoff, where she took over the mic with Brooke Weisbrod on the SEC Now set. Powe has interned as a sideline reporter at French Camp Academy football games and in the production rooms with the Mississippi State Athletics Broadcast staff.
- Majoring in Business Administration and Entrepreneurship, junior guard Denim DeShields has always had an entrepreneurial spirit. She grew up selling glitter paper doughnuts around the neighborhood for 25 cents and spent a summer in Chicago living with her sister and braiding hair at a local salon. She still braids

hair when she finds the time and after her playing career is completed, DeShields plans to explore opening her own business.

- Graduate student guard/forward Eniya Russell (Baltimore, Md.) and Chandler Prater (Kansas City, Mo.) run annual basketball camps back in their hometown in the offseason to give back.

DAWGS IN THE CLASSROOM

- Listed below are the majors for the 2024-25 Mississippi State women's basketball team.

2024-25 MAJORS

Denim DeShields: Business Administration

Destiney McPhaul: Interdisciplinary Studies

Jerkaila Jordan: Undeclared (Graduated with a Bachelor of Science in Interdisciplinary Studies from Mississippi State)

Eniya Russell: Undeclared (Graduate with a Bachelor of Arts Sport Communication from Kentucky)

Chandler Prater: Undeclared (Graduate with a Bachelor of Arts in Communication Studies from Oklahoma State)

Shakirah Edwards: Undeclared

Anaisha Carriere: Business Administration

Tahj-Monet Bloom: Undeclared

Rocio Jiménez: Undeclared

Kayla Thomas: Criminology

Madina Okot: Undeclared

Debreasha Powe: Communication-Broadcast and Digital Journalism

Quanirah Montague: Undeclared

PURCELL FAMILY GOT THEIR POOL

- The Purcell family has completed the pool that was promised to Coach Purcell's three daughters - Reese, Rylee and Reagan - prior to Mississippi State's win over No. 9/9 LSU on Jan. 29, 2024.
- Purcell and his wife, Meghan, came up with the idea that each season his three daughters can select one game with some sort of prize at stake if Mississippi State wins. Reese, Rylee and Reagan are 2-0 in the trade off after also choosing Tennessee in 2022-23, where Mississippi State earned a 91-90 (2OT) win inside Humphrey Coliseum on Feb. 6, 2023. The prize for the win over Tennessee in 2022-23 was a trampoline.
- Reese, Rylee and Reagan have decided the game for the 2024-25 season, but are keeping it close to the chest this year.
- The win over No. 9/9 LSU on Jan. 29, 2024 was Purcell's first win over a top-25 and top-10 opponent as a head coach. It was Mississippi State's first top-10 win since a win at No. 10 Texas on Dec. 2, 2018. It was also the first sellout crowd under Purcell with 9,121 fans inside Humphrey Coliseum.

HEAD COACH **SAM PURCELL**

Sam Purcell was named the ninth head coach in Mississippi State women's basketball history on Saturday, March 12, 2022. The 2024-25 season will be his third year as a head coach and his third at the helm of the women's basketball program at Mississippi State.

Purcell picked up his second top-10 victory as a head coach after taking down No.10/11 Oklahoma inside Humphrey Coliseum on January 9, 2025. The win marked the second-straight season had taken down a top-10 opponent inside The Hump.

With an established identity as an elite recruiter, **PURCELL AND STAFF SIGNED THREE ESPNW HOOPGURLZ TOP-100 RECRUITS IN THE 2025 CLASS, WHICH CULMINATED IN CURRENTLY THE NO.10 RANKED CLASS PER ESPN, THE SECOND BEST IN PROGRAM HISTORY** only behind the 2019 class.

With a win against Mercer on Nov. 20, 2024, **PURCELL BECAME THE FASTEST HEAD COACH TO REACH 50 WINS AT MISSISSIPPI STATE, ACHIEVING THE MARK IN 73 GAMES, WHICH IS EIGHT FASTER THAN THE NEXT.** A win over Vanderbilt on February 13, 2025 gave Purcell his 63rd win and 22nd SEC win, which gave him the most overall and most SEC wins of any coach throughout their first three seasons in program history.

In 2023-24, Purcell led Mississippi State to a 23-12 record, 8-8 SEC, and **BECAME THE ONLY HEAD COACH IN PROGRAM HISTORY AND ONE OF SIX IN THE SEC WOMEN'S BASKETBALL SINCE 2000 TO SURPASS THE 20-WIN MARK IN EACH OF THEIR FIRST TWO SEASONS. PURCELL TOTALED THE MOST WINS (45), MOST SEC WINS (17) AND MOST NCAA TOURNAMENT WINS (2) OF ANY HEAD COACH THROUGH THEIR FIRST TWO SEASONS IN PROGRAM HISTORY.**

Purcell **COACHED A PAIR OF BULLDOGS TO ALL-CONFERENCE HONORS DURING THE 2023-24 SEASON.** He led graduate student Jessika Carter to 2024 All-SEC Second Team and 2024 WBCA Honorable All-American accolades. Carter was selected with the 23rd overall pick in the Second Round of the 2024 WNBA Draft by the New York Liberty and was the ninth overall player to be drafted to the WNBA and the first under Purcell at Mississippi State. She was the first player from Mississippi State to be drafted since both Teaira McCowan and Anriel Howard were selected in 2019.

Purcell also led now graduate student guard Jerkaila Jordan, who returns for her fifth season in 2024-25, to 2024 All-SEC Second Team honors. Jordan set career-highs in points, rebounds, assists, steals, blocks and minutes totals in 2023-24 were all career-highs and was the only player in the SEC to average at least 15.0 points, 5.0 rebounds, 2.0 assists and 2.0 steals per game in 2023-24.

With a win over No. 9/9 LSU on Jan. 29, 2024, Purcell earned his first win over a top-25 and top-10 opponent as a head coach. It was Mississippi State's first top-10 win since a win at No. 10 Texas on Dec. 2, 2018. It was also the first sellout crowd of his tenure with 9,121 fans inside Humphrey Coliseum.

Mississippi State opened its second season under Purcell in 2023-24 ranked in the Associated Press Preseason Top-25 poll at No. 25, the program's first time listed in the preseason poll since 2020-21. The preseason spot also marked a return to the AP Top-25 poll after a 44-week absence. Mississippi

State earned its highest rankings of the season when it was ranked No. 21 in both the week four editions of the AP Poll on Nov. 21 and the USA Today Coaches Poll on Nov. 22. The No. 21 ranking in the AP Poll tied the program's best in the poll since Jan. 25, 2021, while it tied the program's best ranking in the USA Today Coaches Poll since Jan. 26, 2021.

Under Purcell, Assistant Coaches Michelle Clark-Heard and Corry Irvin went on to earn head coaching positions at Mercer and Chicago State, respectively, while Graduate Assistant Luke Carns went on to be named Director of Player Personnel at Texas State following the 2023-24 season. It marked the latest staff under Purcell to advance their career after Assistant A.D. of Women's Basketball Joi Williams was named Men's Basketball Chief of Staff at South Florida and Graduate Assistant Kelby Jones earned an Assistant Coach position at Oklahoma State, each following the 2022-23 season.

Purcell's first season as a head coach was a season of 'firsts' for the up-and-coming coaching star. A handful of those 'firsts' included his first game as a head coach, his first win, and his first NCAA Tournament appearance. But it also came with firsts for the Mississippi State women's basketball program that saw **PURCELL BECAME THE WINNINGEST FIRST-YEAR HEAD COACH IN PROGRAM HISTORY.**

In his first season sitting in the head chair, **PURCELL BECAME THE WINNINGEST HEAD COACH AT MISSISSIPPI STATE IN THEIR DEBUT SEASON WITH 22 WINS WHILE ALSO BECOMING THE FIRST TO HAVE A WINNING RECORD IN THE SEC AFTER GOING 9-7 AND FINISHING FIFTH IN THE TOUGHEST CONFERENCE IN THE COUNTRY.** Most impressive, though, is that he guided the Bulldogs to the NCAA Tournament following a three-year hiatus.

In leading the team to the Big Dance in his first season, Purcell set the standard at Mississippi State, as no coach in program history had made the NCAA Tournament before their third season leading the program. On top of that, **PURCELL BECAME THE FASTEST COACH AT MISSISSIPPI STATE TO WIN A PAIR OF NCAA TOURNAMENT GAMES.** In winning two tournament games, **MISSISSIPPI STATE BECAME THE FIRST TEAM IN NCAA WOMEN'S BASKETBALL HISTORY TO ADVANCE TO THE TOURNAMENT'S SECOND ROUND AFTER STARTING IN THE FIRST FOUR ROUND.**

Purcell helped guide a pair of Bulldogs to All-Conference honors during the 2022-23 season. He coached Jessika Carter to Second Team All-SEC honors and a place on the SEC All-Defensive Team. Carter had a career season under Purcell, setting career bests in points scored (458), blocked shots (65) and assists (42). He also led Debreasha Powe to the SEC All-Freshmen team after a promising rookie campaign for the Mississippi native.

Before he arrived in Starkville, Purcell spent nine seasons at Louisville under the direction of future hall of famer Jeff Walz. While on the staff at Louisville, Purcell helped guide the Cardinals to a 266-48 overall record with eight NCAA Tournament appearances, seven Sweet 16s, five Elite Eights and two Final Fours. He also helped lead Louisville to four ACC Regular Season Championships and the 2018 ACC Tournament title, their first tournament crown since 1993.

Promoted to associate coach in 2017-18, Purcell played a critical role in guiding Louisville to a

Purcell helped the Louisville offense consistently rank among the nation's best. In every season but one at Louisville, the offense ranked inside the top 40 in points per game while averaging more than 72.2 points per game during that time. The impressive scoring margins that Louisville won games by – more than a +16.0-scoring margin in each of his last five seasons there.

Purcell led the recruiting efforts at Louisville and he has landed the nation's top recruit on two separate occasions with two different programs. Purcell inked top-rated prospect Kaela Davis in 2013 at Georgia Tech and Asia Durr at Louisville in 2015.

All nine signing classes that Purcell helped recruit were ranked in the top 15 by ESPN. Of those nine classes, four were ranked inside the top 10, highlighted by the No. 1 class in 2015, the No. 4 class in 2017, the No. 6 class in 2016 and the No. 8 class in 2014. Even more impressive, of the 15 McDonald's

All-Americans in Louisville's history, 13 were recruited by Purcell.

Before his time at Louisville, Purcell had stops at Georgia Tech, Tulsa and Auburn. Purcell has learned from some of the best minds in college basketball, including Jeff Walz, Nell Fortner (former Auburn and current Georgia Tech head coach and the head coach of the 1996 Olympic Team) and Joe Ciampi (25-year head coach at Auburn, 2005 Hall of Fame inductee and Purcell's father-in-law).

PURCELL FILE
INFORMATION

Birthdate: Oct. 5, 1979
Hometown: Dalton, Ga.
Wife: Meghan
Children: Reese, Rylee and Reagan
Education: Auburn, 2003

COACHING CAREER

YEAR	SCHOOL	POSITION
2022-	Mississippi State	Head Coach
2017-22	Louisville	Associate Coach
2013-17	Louisville	Assistant Coach
2009-13	Georgia Tech	Assistant Coach
2005-07	Tulsa	Assistant Coach
2003-05	Auburn	Video Coordinator

PURCELL WIN-LOSS BREAKDOWN

OVERALL 63-31 (.670)
HOME 36-10
AWAY 15-18
NEUTRAL 12-3
NON-CONFERENCE 41-7 (EXCLUDES SECT)
HOME 23-1
AWAY 6-5
NEUTRAL 12-1
SEC 22-22 (0-2 IN SECT)
HOME 13-9
AWAY 9-13
POSTSEASON 4-2
NCAA 2-1
WBIT 2-1

MSU HEAD COACH TOTAL WINS IN FIRST THREE SEASONS

COACH	YEARS	S1	S2	S3	TOTAL
Sam Purcell	2022-	22-11	23-12	18-8	63-31
Vic Schaefer	2012-15	13-17	22-14	27-7	62-38
Peggy Collins	1977-1980	14-17	16-14	12-18	42-49

MSU HEAD COACH SEC WINS IN FIRST THREE SEASONS

COACH	YEARS	S1	S2	S3	TOTAL
Sam Purcell	2022-	9-7	8-8	5-7	22-22
Vic Schaefer	2012-15	5-11	5-11	11-5	21-27
Sharon Fanning	1995-98	4-7	1-11	4-10	9-28

PURCELL COACHING TREE

COACH	YEARS	CURRENT POSITION
Michelle Clark-Heard	2023-24	Head Coach at Mercer
Corry Irvin	2022-24	Head Coach at Chicago State

PURCELL CAREER RECORD BREAKDOWN

	SCHOOL	OVERALL	HOME	ROAD	NEUTRAL	NET	SEC	FINISH	SEC TOURNAMENT	POSTSEASON
2022-23	Mississippi State	22-11	14-2	3-7	5-2	39	9-7	T-5th	0-1, Second Round	2-1, NCAA Second Round
2023-24	Mississippi State	23-12	13-5	7-6	3-1	43	8-8	T-7th	0-1, Second Round	2-1, WBIT Quarterfinals
2024-25	Mississippi State	18-8	9-3	5-5	4-0		5-7			
TOTALS	THREE SEASONS	63-31 (.670)	36-10	15-18	12-3		22-22		0-2	4-2 (2-1 NCAA, 2-1 WBIT)

PURCELL WNBA DRAFT PICKS COACHED (17)

	SCHOOL	PLAYER	RD	PICK	TEAM
2024	Mississippi State (HC)	Jessika Carter	2	22	New York Liberty
2022	Louisville (AC)	Emily Engstler	1	4	Indiana Fever
2022	Louisville (AC)	Kianna Smith	2	16	Los Angeles Sparks
2021	Louisville (AC)	Dana Evans	2	13	Dallas Wings
2020	Louisville (AC)	Jasmine Jones	1	2	New York Liberty
2020	Louisville (AC)	Kylee Shook	2	13	New York Liberty
2019	Louisville (AC)	Asia Durr	1	2	New York Liberty
2019	Louisville (AC)	Sam Fuehring	3	34	Washington Mystics
2019	Louisville (AC)	Arica Carter	3	34	Phoenix Mercury
2018	Louisville (AC)	Myisha Hines-Allen	2	19	Washington Mystics
2014	Louisville (AC)	Shoni Schimmel	1	8	Atlanta Dream
2014	Louisville (AC)	Antonita Slaughter	3	35	Los Angeles Sparks
2014	Louisville (AC)	Asia Taylor	3	36	Minnesota Lynx
2012	Georgia Tech (AC)	Sasha Goodlett	1	11	Indiana Fever
2011	Georgia Tech (AC)	Alex Montgomery	1	10	New York Liberty
2010	Georgia Tech (AC)	Brigitte Ardossi	2	21	Atlanta Dream
2008	Georgia Tech (AC)	Chioma Nnamaka	2	21	San Antonio Stars

PURCELL ALL-AMERICANS COACHED (11)

SCHOOL	PLAYER	YEAR
Mississippi State (HC)	Jessika Carter	2024
Louisville (AC)	Dana Evans	2021, 2020
Louisville (AC)	Jasmine Jones	2020
Louisville (AC)	Asia Durr	2019, 2018, 2017
Louisville (AC)	Myisha Hines-Allen	2018, 2017, 2016
Louisville (AC)	Mariya Moore	2016
Louisville (AC)	Shoni Schimmel	2014
Louisville (AC)	Sara Hammond	2014
Georgia Tech (AC)	Tyaunna Marshall	2013
Georgia Tech (AC)	Alex Montgomery	2011
Tulsa (AC)	Jill Robbins	2007, 2006

ESPNW TOP-100 SIGNEES AT MISSISSIPPI STATE UNDER PURCELL (7)

PLAYER	RANK	LISTED POSITION	YEAR	HIGH SCHOOL
Jaylah Lampley	38	Guard *	2025	Lawrence Central H.S. (IN)
Madison Francis	39	Forward*	2025	Lancaster Central High (NY)
Nataylah Gray	95	Forward*	2025	Alief Taylor H.S. (TX)
Tahj-Monet Bloom	43	Forward	2024	DME Academy (FL)
Quanirah Montague	48	Post	2023	Atlantic City H.S. (NJ)
Jasmine Brown-Hagger	54	Guard	2023	Example Academy (IL)
Mjracle Sheppard	86	Guard	2023	Montverde Academy (FL)

* The 2025 class that features Lampley, Francis and Gray is currently ranked 10th by ESPN.

MISSISSIPPI STATE WOMEN'S BASKETBALL

PURCELL RECORD AGAINST ALL CONFERENCES

	HOME	AWAY	NEUTRAL	TOTAL
AMERICAN ATHLETIC				
Memphis	1-0	1-0		2-0
South Florida			1-0	1-0
Tulsa			1-0	1-0
ATLANTIC COAST				
Clemson			1-0	1-0
Georgia Tech	1-0	0-1		1-1
Miami (Fla.)	0-1			0-1
Notre Dame			0-1	0-1
ATLANTIC SUN				
Jacksonville			1-0	1-0
North Alabama	1-0			1-0
BIG 12				
TCU	1-0			1-0
Utah			1-0	1-0
BIG EAST				
Creighton			1-0	1-0
Georgetown			1-0	1-0
BIG TEN				
Illinois			1-0	1-0
Penn State		0-1		0-1
Nebraska			0-1	0-1
CONFERENCE USA				
Jacksonville State	1-0			1-0
Kennesaw State	1-0			1-0
MID-EASTERN ATHLETIC				
Maryland Eastern Shore		1-0		1-0
South Carolina State	1-0			1-0
MISSOURI VALLEY				
Belmont		1-0	1-0	2-0
MOUNTAIN WEST				
Colorado State	1-0	1-0		2-0
New Mexico	1-0			1-0
NORTHEAST				
Chicago State		1-0		2-0
SOUTHEASTERN (SEC)				
Alabama	1-1	0-1		1-2
Arkansas	2-0	1-0		3-0
Auburn	2-0	0-1		2-1
Florida	0-1	2-0		2-1
Georgia	1-0	1-1		2-1
Kentucky	1-1	1-1		2-2
LSU	1-0	0-2		1-2
Missouri	1-0	0-2		1-2
Oklahoma	1-0			1-0
Ole Miss	1-2	0-2		1-4
South Carolina	0-2	0-1		0-3
Tennessee	1-1	0-2		1-3
Texas A&M	1-0	2-0	0-2	3-2
Vanderbilt	0-1	2-0		2-1
SOUTHERN				
Chattanooga	1-0	0-1		1-1
Mercer	1-0			1-0
SOUTHLAND				
New Orleans	1-0			1-0
Southeastern La.	1-0			1-0
Texas A&M-Commerce	1-0			1-0
SOUTHWESTERN ATHLETIC				
Alabama State	2-0			2-0
Alcorn State	2-0			2-0
Arkansas-Pine Bluff			1-0	1-0
Florida A&M	1-0			1-0
Grambling	1-0			1-0
Jackson State	1-0			1-0
Mississippi Valley State	2-0			2-0
SUMMIT LEAGUE				
South Dakota State		0-1		0-1
SUN BELT				
Old Dominion			1-0	1-0
UL Monroe	1-0	1-0		2-0

PURCELL RECORD AGAINST ALL OPPONENTS

	HOME	AWAY	NEUTRAL	TOTAL
Alabama	1-1	0-1		1-2
Alabama State	2-0			2-0
Alcorn State	2-0			2-0
Arkansas	2-0	1-0		3-0
Arkansas-Pine Bluff			1-0	1-0
Auburn	2-0	0-1		2-1
Belmont		1-0	1-0	2-0
Chattanooga	1-0	0-1		1-1
Chicago State		1-0		1-0
Clemson			1-0	1-0
Colorado State	1-0	1-0		2-0
Creighton			1-0	1-0
Florida	0-1	2-0		2-1
Florida A&M	1-0			1-0
Georgetown			1-0	1-0
Georgia	1-0	1-1		2-1
Georgia Tech	1-0	0-1		1-1
Grambling	1-0			1-0
Illinois			1-0	1-0
Jackson State	1-0			1-0
Jacksonville			1-0	1-0
Jacksonville State	1-0			1-0
Kennesaw State	1-0			1-0
Kentucky	1-1	1-1		2-2
LSU	1-0	0-2		1-2
Maryland Eastern Shore		1-0		1-0
Mercer	1-0			1-0
Memphis	1-0	1-0		2-0
Miami (Fla.)	0-1			0-1
Mississippi Valley State	2-0			2-0
Missouri	1-0	0-2		1-2
Nebraska			0-1	0-1
New Mexico				1-0
New Orleans	1-0			1-0
North Alabama	1-0			1-0
Notre Dame			0-1	0-1
Oklahoma	1-0			1-0
Old Dominion			1-0	1-0
Ole Miss	1-2	0-2		1-4
Penn State		0-1		0-1
South Carolina	0-2	0-1		0-3
South Carolina State				
South Dakota State		0-1		0-1
South Florida			1-0	1-0
Southeastern La.	1-0			1-0
TCU	1-0			1-0
Tennessee	1-1	0-2		1-3
Texas A&M	1-0	2-0	0-2	3-2
Texas A&M-Commerce	1-0			1-0
Tulsa			1-0	1-0
UL Monroe	1-0	1-0		2-0
Utah			1-0	1-0
Vanderbilt	0-1	2-0		2-1

PURCELL RECORD AGAINST ACTIVE SEC HEAD COACHES

	HOME	AWAY	NEUTRAL	TOTAL
Kristy Curry (Alabama)	1-1	0-1		1-2
Mike Neighbors (Arkansas)	2-0	1-0		3-0
Johnnie Harris (Auburn)	2-0	0-1		2-1
Kelly Rae Finley (Florida)	0-1	2-0		2-1
Katie Abrahamson-Henderson (Georgia)	1-0	1-1		2-1
Kenny Brooks (Kentucky)		0-1		0-1
Kim Mulkey (LSU)	1-0	0-2		1-2
Robin Pingeton (Missouri)	1-0	0-2		1-2
Jennie Baranczyk (Oklahoma)	1-0			1-0
Yolett McPhee-McCuin (Ole Miss)	1-2	0-2		1-4
Dawn Staley (South Carolina)	0-2	0-1		0-3
Kim Caldwell (Tennessee)		0-1		0-1
Vic Schaefer (Texas)				
Joni Taylor (Texas A&M)	1-0	2-0	0-2	3-2
Shae Ralph (Vanderbilt)	0-1	2-0		2-1



2024-25 Mississippi St. Women's Basketball
Combined Team Statistics
All games

Game Records

Record	Overall	Home	Away	Neutral
ALL GAMES	18-8	9-3	5-5	4-0
CONFERENCE	5-7	3-3	2-4	0-0
NON-CONFERENCE	13-1	6-0	3-1	4-0

Score by Periods

Team	1st	2nd	3rd	4th	OT	TOT
Mississippi St.	494	486	522	478	20	2000
Opponents	399	382	409	439	12	1641

Team Box Score

No.	Player				Total		3-Point		F-Throw		Rebounds												
		GP-GS	MIN	AVG	FG-FGA	FG%	3FG-3FGA	3FG%	FT-FTA	FT%	OFF	DEF	TOT	AVG	PF	DQ	A	TO	BLK	STL	PTS	AVG	
2	JORDAN, Jerkaila	26-26	776:40	29.9	163-385	.423	30-113	.265	69-98	.704	45	111	156	6.0	52	0	53	48	19	51	425	16.3	
4	RUSSELL, Eniya	26-21	705:45	27.1	121-283	.428	33-109	.303	38-63	.603	20	105	125	4.8	54	0	98	85	5	18	313	12.0	
15	OKOT, Madina	26-26	578:03	22.2	136-200	.680	0-0	.000	30-54	.556	95	158	253	9.7	64	1	15	71	26	30	302	11.6	
21	POWE, Debreasha	24-24	714:42	29.8	72-177	.407	52-129	.403	13-17	.765	18	55	73	3.0	37	0	29	22	17	21	209	8.7	
1	MCPHAUL, Destiney	23-1	529:57	23.0	67-135	.496	20-52	.385	36-45	.800	7	56	63	2.7	48	1	61	44	5	29	190	8.3	
5	PRATER, Chandler	26-6	546:26	21.0	58-142	.408	16-49	.327	25-30	.833	29	83	112	4.3	41	1	35	50	7	17	157	6.0	
0	DESHIELDS, Denim	26-26	719:22	27.7	46-135	.341	18-63	.286	37-43	.860	15	33	48	1.8	47	0	93	70	3	35	147	5.7	
24	MONTAGUE, Qunirah	26-0	311:58	12.0	58-105	.552	0-10	.000	14-25	.560	45	65	110	4.2	30	0	14	19	13	15	130	5.0	
3	WARD, Terren	13-0	112:54	8.7	16-38	.421	3-15	.200	14-17	.824	10	20	30	2.3	11	0	2	6	4	3	49	3.8	
14	THOMAS, Kayla	26-0	190:49	7.3	23-39	.590	0-0	.000	12-16	.750	22	11	33	1.3	19	0	5	9	8	2	58	2.2	
6	EDWARDS, Shakirah	11-0	49:19	4.5	4-10	.400	2-6	.333	2-2	1.000	1	4	5	0.5	3	0	5	5	3	2	12	1.1	
8	CARRIERE, Anaisha	8-0	14:02	1.8	3-7	.429	1-4	.250	1-3	.333	2	0	2	0.3	1	0	0	1	0	0	8	1.0	
Team											38	43	81				2						
Total		26	5250		767-1656	.463	175-550	.318	291-413	.705	347	744	1091	42.0	407	3	410	432	110	223	2000	76.9	
Opponents		26	5250		585-1559	.375	174-572	.304	297-398	.746	264	593	857	33.0	439	7	329	444	63	212	1641	63.1	

Team Statistics

	MS	OPP
Scoring	2000	1641
Points per game	76.9	63.1
Scoring margin	+13.8	-
Field goals-att	767-1656	585-1559
Field goal pct	.463	.375
3 point fg-att	175-550	174-572
3-point FG pct	.318	.304
3-pt FG made per game	6.7	6.7
Free throws-att	291-413	297-398
Free throw pct	.705	.746
F-Throws made per game	11.2	11.4
Rebounds	1091	857
Rebounds per game	42.0	33.0
Rebounding margin	+9.0	-
Assists	410	329
Assists per game	15.8	12.7
Turnovers	432	444
Turnovers per game	16.6	17.1
Turnover margin	+0.5	-
Assist/turnover ratio	0.9	0.7
Steals	223	212
Steals per game	8.6	8.2
Blocks	110	63
Blocks per game	4.2	2.4
Winning streak	1	-
Home win streak	0	-
Attendance	61570	37531
Home games-Avg/Game	12-5131	10-3753
Neutral site-Avg/Game	-	4-1748

Team Results

Date	Opponent		Score	Att.
11/07/2024	Memphis	W	100-56	4971
11/10/2024	Alcorn	W	73-45	4504
11/13/2024	Alabama St.	W	83-29	6585
11/17/2024	Chattanooga	W	69-44	4037
11/20/2024	Mercer	W	81-44	4003
11/24/2024	vs Jacksonville	W	80-35	1310
11/28/2024	vs Utah	W	66-62	802
11/29/2024	vs South Fla.	W	59-52	1034
12/04/2024	at Georgia Tech	L	75-78	1514
12/08/2024	at Chicago St.	W	102-42	235
12/14/2024	vs Belmont	W	73-70	3846
12/17/2024	at ULM	W	78-70	1095
12/20/2024	at UMES	W	70-52	400
12/29/2024	South Carolina St.	W	95-47	4271
01/02/2025	at Kentucky	L	69-91	4493
01/05/2025	South Carolina	L	68-95	6164
01/09/2025	Oklahoma	W	81-77	4316
01/12/2025	at Georgia	W	79-68	3410
01/16/2025	at Tennessee	L	73-86	9018
01/19/2025	Ole Miss	L	63-71	6925
01/23/2025	Auburn	W	96-56	4652
01/27/2025	at Missouri	L	77-78	2514
02/02/2025	at LSU	L	67-81	11275
02/06/2025	Arkansas	W	78-55	6588
02/09/2025	Alabama	L	60-80	4554
02/13/2025	at Vanderbilt	Wot2	85-77	3577



2024-25 Mississippi St. Women's Basketball
Combined Team Statistics
Non Conference games

Game Records

Record	Overall	Home	Away	Neutral
ALL GAMES	13-1	6-0	3-1	4-0
CONFERENCE	0-0	0-0	0-0	0-0
NON-CONFERENCE	13-1	6-0	3-1	4-0

Score by Periods

Team	1st	2nd	3rd	4th	OT	TOT
Mississippi St.	286	262	290	266	0	1104
Opponents	179	168	170	209	0	726

Team Box Score

No.	Player				Total		3-Point		F-Throw		Rebounds													
		GP-GS	MIN	AVG	FG-FGA	FG%	3FG-3FGA	3FG%	FT-FTA	FT%	OFF	DEF	TOT	AVG	PF	DQ	A	TO	BLK	STL	PTS	AVG		
2	JORDAN, Jerkaila	14-14	400:54	28.6	82-194	.423	14-63	.222	26-36	.722	25	70	95	6.8	26	0	38	21	15	21	204	14.6		
4	RUSSELL, Eniya	14-13	366:07	26.2	76-154	.494	16-58	.276	19-31	.613	10	60	70	5.0	29	0	61	46	4	10	187	13.4		
15	OKOT, Madina	14-14	304:02	21.7	81-110	.736	0-0	.000	21-34	.618	54	73	127	9.1	31	0	7	39	13	17	183	13.1		
21	POWE, Debreasha	12-12	376:30	31.4	42-88	.477	29-60	.483	8-11	.727	11	33	44	3.7	17	0	18	12	11	14	121	10.1		
1	MCPHAUL, Destiney	12-1	274:16	22.9	30-57	.526	10-25	.400	20-28	.714	1	32	33	2.8	21	0	30	22	2	17	90	7.5		
0	DESHIELDS, Denim	14-14	386:29	27.6	21-64	.328	10-32	.313	22-26	.846	8	17	25	1.8	22	0	58	39	2	18	74	5.3		
5	PRATER, Chandler	14-2	257:17	18.4	26-59	.441	10-24	.417	11-14	.786	11	49	60	4.3	23	1	21	25	3	9	73	5.2		
24	MONTAGUE, Quanirah	14-0	169:03	12.1	31-64	.484	0-7	.000	7-14	.500	23	37	60	4.3	17	0	8	11	4	8	69	4.9		
3	WARD, Terren	11-0	99:16	9.0	14-35	.400	3-14	.214	14-17	.824	7	20	27	2.5	8	0	2	5	3	3	45	4.1		
14	THOMAS, Kayla	14-0	113:45	8.1	16-25	.640	0-0	.000	8-9	.889	15	5	20	1.4	8	0	2	3	7	1	40	2.9		
6	EDWARDS, Shakirah	8-0	41:39	5.2	4-10	.400	2-6	.333	2-2	1.000	1	3	4	0.5	3	0	5	5	3	2	12	1.5		
8	CARRIERE, Anaisha	6-0	10:38	1.8	2-6	.333	1-4	.250	1-3	.333	2	0	2	0.3	1	0	0	1	0	0	6	1.0		
Team											19	23	42											
Total		14	2800		425-866	.491	95-293	.324	159-225	.707	187	422	609	43.5	206	1	250	229	67	120	1104	78.9		
Opponents		14	2800		257-799	.322	79-323	.245	133-188	.707	136	283	419	29.9	244	5	139	261	24	100	726	51.9		

Team Statistics

	MS	OPP
Scoring	1104	726
Points per game	78.9	51.9
Scoring margin	+27.0	-
Field goals-att	425-866	257-799
Field goal pct	.491	.322
3 point fg-att	95-293	79-323
3-point FG pct	.324	.245
3-pt FG made per game	6.8	5.6
Free throws-att	159-225	133-188
Free throw pct	.707	.707
F-Throws made per game	11.4	9.5
Rebounds	609	419
Rebounds per game	43.5	29.9
Rebounding margin	+13.6	-
Assists	250	139
Assists per game	17.9	9.9
Turnovers	229	261
Turnovers per game	16.4	18.6
Turnover margin	+2.3	-
Assist/turnover ratio	1.1	0.5
Steals	120	100
Steals per game	8.6	7.1
Blocks	67	24
Blocks per game	4.8	1.7
Winning streak	5	-
Home win streak	6	-
Attendance	28371	3244
Home games-Avg/Game	6-4729	4-811
Neutral site-Avg/Game	-	4-1748

Team Results

Date	Opponent		Score	Att.
11/07/2024	Memphis	W	100-56	4971
11/10/2024	Alcorn	W	73-45	4504
11/13/2024	Alabama St.	W	83-29	6585
11/17/2024	Chattanooga	W	69-44	4037
11/20/2024	Mercer	W	81-44	4003
11/24/2024	vs Jacksonville	W	80-35	1310
11/28/2024	vs Utah	W	66-62	802
11/29/2024	vs South Fla.	W	59-52	1034
12/04/2024	at Georgia Tech	L	75-78	1514
12/08/2024	at Chicago St.	W	102-42	235
12/14/2024	vs Belmont	W	73-70	3846
12/17/2024	at ULM	W	78-70	1095
12/20/2024	at UMES	W	70-52	400
12/29/2024	South Carolina St.	W	95-47	4271



2024-25 Mississippi St. Women's Basketball
Combined Team Statistics
In Conference games

Game Records

Record	Overall	Home	Away	Neutral
ALL GAMES	5-7	3-3	2-4	0-0
CONFERENCE	5-7	3-3	2-4	0-0
NON-CONFERENCE	0-0	0-0	0-0	0-0

Score by Periods

Team	1st	2nd	3rd	4th	OT	TOT
Mississippi St.	208	224	232	212	20	896
Opponents	220	214	239	230	12	915

Team Box Score

No.	Player				Total		3-Point		F-Throw		Rebounds													
		GP-GS	MIN	AVG	FG-FGA	FG%	3FG-3FGA	3FG%	FT-FTA	FT%	OFF	DEF	TOT	AVG	PF	DQ	A	TO	BLK	STL	PTS	AVG		
2	JORDAN, Jerkaila	12-12	375:46	31.3	81-191	.424	16-50	.320	43-62	.694	20	41	61	5.1	26	0	15	27	4	30	221	18.4		
4	RUSSELL, Eniya	12-8	339:39	28.3	45-129	.349	17-51	.333	19-32	.594	10	45	55	4.6	25	0	37	39	1	8	126	10.5		
15	OKOT, Madina	12-12	274:01	22.8	55-90	.611	0-0	.000	9-20	.450	41	85	126	10.5	33	1	8	32	13	13	119	9.9		
1	MCPHAUL, Destiney	11-0	255:41	23.2	37-78	.474	10-27	.370	16-17	.941	6	24	30	2.7	27	1	31	22	3	12	100	9.1		
21	POWE, Debreasha	12-12	338:12	28.2	30-89	.337	23-69	.333	5-6	.833	7	22	29	2.4	20	0	11	10	6	7	88	7.3		
5	PRATER, Chandler	12-4	289:09	24.1	32-83	.386	6-25	.240	14-16	.875	18	34	52	4.3	18	0	14	25	4	8	84	7.0		
0	DESHIELDS, Denim	12-12	332:53	27.7	25-71	.352	8-31	.258	15-17	.882	7	16	23	1.9	25	0	35	31	1	17	73	6.1		
24	MONTAGUE, Quanirah	12-0	142:56	11.9	27-41	.659	0-3	.000	7-11	.636	22	28	50	4.2	13	0	6	8	9	7	61	5.1		
3	WARD, Terren	2-0	13:38	6.8	2-3	.667	0-1	.000	0-0	.000	3	0	3	1.5	3	0	0	1	1	0	4	2.0		
14	THOMAS, Kayla	12-0	77:03	6.4	7-14	.500	0-0	.000	4-7	.571	7	6	13	1.1	11	0	3	6	1	1	18	1.5		
8	CARRIERE, Anaisha	2-0	03:24	1.7	1-1	1.000	0-0	.000	0-0	.000	0	0	0	0.0	0	0	0	0	0	0	2	1.0		
6	EDWARDS, Shakirah	3-0	07:40	2.6	0-0	.000	0-0	.000	0-0	.000	0	1	1	0.3	0	0	0	0	0	0	0	0.0		
Team											19	20	39					2						
Total		12	2450		342-790	.433	80-257	.311	132-188	.702	160	322	482	40.2	201	2	160	203	43	103	896	74.7		
Opponents		12	2450		328-760	.432	95-249	.382	164-210	.781	128	310	438	36.5	195	2	190	183	39	112	915	76.3		

Team Statistics

	MS	OPP
Scoring	896	915
Points per game	74.7	76.3
Scoring margin	-1.6	-
Field goals-att	342-790	328-760
Field goal pct	.433	.432
3 point fg-att	80-257	95-249
3-point FG pct	.311	.382
3-pt FG made per game	6.7	7.9
Free throws-att	132-188	164-210
Free throw pct	.702	.781
F-Throws made per game	11.0	13.7
Rebounds	482	438
Rebounds per game	40.2	36.5
Rebounding margin	+3.7	-
Assists	160	190
Assists per game	13.3	15.8
Turnovers	203	183
Turnovers per game	16.9	15.3
Turnover margin	-1.7	-
Assist/turnover ratio	0.8	1.0
Steals	103	112
Steals per game	8.6	9.3
Blocks	43	39
Blocks per game	3.6	3.3
Winning streak	1	-
Home win streak	0	-
Attendance	33199	34287
Home games-Avg/Game	6-5533	6-5715
Neutral site-Avg/Game	-	0-0

Team Results

Date	Opponent		Score	Att.
01/02/2025	at Kentucky	L	69-91	4493
01/05/2025	South Carolina	L	68-95	6164
01/09/2025	Oklahoma	W	81-77	4316
01/12/2025	at Georgia	W	79-68	3410
01/16/2025	at Tennessee	L	73-86	9018
01/19/2025	Ole Miss	L	63-71	6925
01/23/2025	Auburn	W	96-56	4652
01/27/2025	at Missouri	L	77-78	2514
02/02/2025	at LSU	L	67-81	11275
02/06/2025	Arkansas	W	78-55	6588
02/09/2025	Alabama	L	60-80	4554
02/13/2025	at Vanderbilt	Wot2	85-77	3577



2024-25 Mississippi St. Women's Basketball
Combined Team Statistics
Home games

Game Records

Record	Overall	Home	Away	Neutral
ALL GAMES	9-3	9-3	0-0	0-0
CONFERENCE	3-3	3-3	0-0	0-0
NON-CONFERENCE	6-0	6-0	0-0	0-0

Score by Periods

Team	1st	2nd	3rd	4th	OT	TOT
Mississippi St.	251	207	270	219	0	947
Opponents	165	166	175	193	0	699

Team Box Score

No.	Player				Total		3-Point		F-Throw		Rebounds													
		GP-GS	MIN	AVG	FG-FGA	FG%	3FG-3FGA	3FG%	FT-FTA	FT%	OFF	DEF	TOT	AVG	PF	DQ	A	TO	BLK	STL	PTS	AVG		
2	JORDAN, Jerkaila	12-12	333:51	27.8	67-162	.414	11-46	.239	25-31	.806	23	53	76	6.3	18	0	32	19	3	30	170	14.2		
4	RUSSELL, Eniya	12-10	314:54	26.2	55-123	.447	17-46	.370	27-40	.675	8	46	54	4.5	24	0	38	44	1	13	154	12.8		
15	OKOT, Madina	12-12	259:30	21.6	57-84	.679	0-0	.000	16-28	.571	40	72	112	9.3	30	1	9	34	10	18	130	10.8		
21	POWE, Debreasha	11-11	320:22	29.1	40-89	.449	26-60	.433	4-6	.667	12	29	41	3.7	17	0	17	10	8	12	110	10.0		
1	MCPHAUL, Destiney	12-0	273:29	22.8	45-78	.577	15-29	.517	14-18	.778	1	29	30	2.5	24	1	25	22	2	19	119	9.9		
5	PRATER, Chandler	12-3	242:23	20.2	29-68	.426	7-23	.304	11-12	.917	10	40	50	4.2	19	1	15	25	1	10	76	6.3		
0	DESHIELDS, Denim	12-12	303:57	25.3	20-54	.370	8-25	.320	19-20	.950	8	13	21	1.8	16	0	43	23	1	21	67	5.6		
3	WARD, Terren	6-0	65:39	10.9	11-23	.478	3-9	.333	7-9	.778	6	12	18	3.0	3	0	1	3	4	1	32	5.3		
24	MONTAGUE, Quanirah	12-0	145:35	12.1	19-39	.487	0-5	.000	5-8	.625	15	23	38	3.2	16	0	6	9	8	4	43	3.6		
14	THOMAS, Kayla	12-0	97:16	8.1	12-19	.632	0-0	.000	10-11	.909	11	5	16	1.3	9	0	2	3	5	2	34	2.8		
8	CARRIERE, Anaisha	7-0	13:08	1.9	3-7	.429	1-4	.250	1-3	.333	2	0	2	0.3	1	0	0	1	0	0	8	1.1		
6	EDWARDS, Shakirah	7-0	29:52	4.3	2-5	.400	0-1	.000	0-0	.000	0	3	3	0.4	3	0	5	3	2	0	4	0.6		
Team											17	10	27					1						
Total		12	2400		360-751	.479	88-248	.355	139-186	.747	153	335	488	40.7	180	3	193	197	45	130	947	78.9		
Opponents		12	2400		256-677	.378	65-232	.280	122-170	.718	111	260	371	30.9	194	2	144	231	24	95	699	58.3		

Team Statistics

	MS	OPP
Scoring	947	699
Points per game	78.9	58.3
Scoring margin	+20.7	-
Field goals-att	360-751	256-677
Field goal pct	.479	.378
3 point fg-att	88-248	65-232
3-point FG pct	.355	.280
3-pt FG made per game	7.3	5.4
Free throws-att	139-186	122-170
Free throw pct	.747	.718
F-Throws made per game	11.6	10.2
Rebounds	488	371
Rebounds per game	40.7	30.9
Rebounding margin	+9.8	-
Assists	193	144
Assists per game	16.1	12.0
Turnovers	197	231
Turnovers per game	16.4	19.3
Turnover margin	+2.8	-
Assist/turnover ratio	1.0	0.6
Steals	130	95
Steals per game	10.8	7.9
Blocks	45	24
Blocks per game	3.8	2.0
Winning streak	0	-
Home win streak	0	-
Attendance	61570	0
Home games-Avg/Game	12-5131	0-0
Neutral site-Avg/Game	-	0-0

Team Results

Date	Opponent		Score	Att.
11/07/2024	Memphis	W	100-56	4971
11/10/2024	Alcorn	W	73-45	4504
11/13/2024	Alabama St.	W	83-29	6585
11/17/2024	Chattanooga	W	69-44	4037
11/20/2024	Mercer	W	81-44	4003
12/29/2024	South Carolina St.	W	95-47	4271
01/05/2025	South Carolina	L	68-95	6164
01/09/2025	Oklahoma	W	81-77	4316
01/19/2025	Ole Miss	L	63-71	6925
01/23/2025	Auburn	W	96-56	4652
02/06/2025	Arkansas	W	78-55	6588
02/09/2025	Alabama	L	60-80	4554



2024-25 Mississippi St. Women's Basketball
Combined Team Statistics
Away games

Game Records

Record	Overall	Home	Away	Neutral
ALL GAMES	5-5	0-0	5-5	0-0
CONFERENCE	2-4	0-0	2-4	0-0
NON-CONFERENCE	3-1	0-0	3-1	0-0

Score by Periods

Team	1st	2nd	3rd	4th	OT	TOT
Mississippi St.	178	216	183	178	20	775
Opponents	179	170	184	178	12	723

Team Box Score

No.	Player				Total		3-Point		F-Throw		Rebounds											
		GP-GS	MIN	AVG	FG-FGA	FG%	3FG-3FGA	3FG%	FT-FTA	FT%	OFF	DEF	TOT	AVG	PF	DQ	A	TO	BLK	STL	PTS	AVG
2	JORDAN, Jerkaila	10-10	313:01	31.3	69-159	.434	17-47	.362	35-52	.673	15	32	47	4.7	25	0	13	22	14	16	190	19.0
15	OKOT, Madina	10-10	231:38	23.2	60-92	.652	0-0	.000	9-18	.500	40	66	106	10.6	23	0	6	21	12	11	129	12.9
4	RUSSELL, Eniya	10-7	277:37	27.8	45-116	.388	15-53	.283	8-15	.533	10	44	54	5.4	21	0	47	34	2	5	113	11.3
5	PRATER, Chandler	10-3	245:53	24.6	28-66	.424	8-24	.333	12-14	.857	15	35	50	5.0	14	0	19	17	5	4	76	7.6
21	POWE, Debreasha	9-9	263:60	29.3	23-61	.377	17-46	.370	5-5	1.000	3	16	19	2.1	15	0	9	8	5	4	68	7.6
1	MCPHAUL, Destiney	7-1	172:41	24.7	15-43	.349	5-20	.250	14-17	.824	6	19	25	3.6	15	0	26	17	3	7	49	7.0
0	DESHIELDS, Denim	10-10	310:14	31.0	23-65	.354	8-29	.276	7-10	.700	6	12	18	1.8	20	0	34	35	2	11	61	6.1
24	MONTAGUE, Quanirah	10-0	119:27	11.9	26-40	.650	0-2	.000	6-13	.462	18	32	50	5.0	10	0	5	6	5	8	58	5.8
3	WARD, Terren	3-0	30:57	10.3	4-8	.500	0-3	.000	0-0	.000	2	3	5	1.7	5	0	1	0	0	1	8	2.7
6	EDWARDS, Shakirah	3-0	15:11	5.1	2-4	.500	2-4	.500	2-2	1.000	1	1	2	0.7	0	0	0	2	0	2	8	2.7
14	THOMAS, Kayla	10-0	69:22	6.9	7-13	.538	0-0	.000	1-4	.250	5	4	9	0.9	9	0	3	6	2	0	15	1.5
Team											18	23	41					1				
Total		10	2050		302-667	.453	72-228	.316	99-150	.660	139	287	426	42.6	157	0	163	169	50	69	775	77.5
Opponents		10	2050		255-658	.388	87-245	.355	126-159	.792	120	243	363	36.3	164	1	138	145	33	94	723	72.3

Team Statistics

	MS	OPP
Scoring	775	723
Points per game	77.5	72.3
Scoring margin	+5.2	-
Field goals-att	302-667	255-658
Field goal pct	.453	.388
3 point fg-att	72-228	87-245
3-point FG pct	.316	.355
3-pt FG made per game	7.2	8.7
Free throws-att	99-150	126-159
Free throw pct	.660	.792
F-Throws made per game	9.9	12.6
Rebounds	426	363
Rebounds per game	42.6	36.3
Rebounding margin	+6.3	-
Assists	163	138
Assists per game	16.3	13.8
Turnovers	169	145
Turnovers per game	16.9	14.5
Turnover margin	-2.4	-
Assist/turnover ratio	1.0	1.0
Steals	69	94
Steals per game	6.9	9.4
Blocks	50	33
Blocks per game	5.0	3.3
Winning streak	1	-
Home win streak	0	-
Attendance	0	37531
Home games-Avg/Game	0-0	10-3753
Neutral site-Avg/Game	-	0-0

Team Results

Date	Opponent		Score	Att.
12/04/2024	at Georgia Tech	L	75-78	1514
12/08/2024	at Chicago St.	W	102-42	235
12/17/2024	at ULM	W	78-70	1095
12/20/2024	at UMES	W	70-52	400
01/02/2025	at Kentucky	L	69-91	4493
01/12/2025	at Georgia	W	79-68	3410
01/16/2025	at Tennessee	L	73-86	9018
01/27/2025	at Missouri	L	77-78	2514
02/02/2025	at LSU	L	67-81	11275
02/13/2025	at Vanderbilt	Wot2	85-77	3577



2024-25 Mississippi St. Women's Basketball
Combined Team Statistics
Neutral games

Game Records

Record	Overall	Home	Away	Neutral
ALL GAMES	4-0	0-0	0-0	4-0
CONFERENCE	0-0	0-0	0-0	0-0
NON-CONFERENCE	4-0	0-0	0-0	4-0

Score by Periods

Team	1st	2nd	3rd	4th	OT	TOT
Mississippi St.	65	63	69	81	0	278
Opponents	55	46	50	68	0	219

Team Box Score

No.	Player				Total		3-Point		F-Throw		Rebounds													
		GP-GS	MIN	AVG	FG-FGA	FG%	3FG-3FGA	3FG%	FT-FTA	FT%	OFF	DEF	TOT	AVG	PF	DQ	A	TO	BLK	STL	PTS	AVG		
2	JORDAN, Jerkaila	4-4	129:48	32.5	27-64	.422	2-20	.100	9-15	.600	7	26	33	8.3	9	0	8	7	2	5	65	16.3		
4	RUSSELL, Eniya	4-4	113:15	28.3	21-44	.477	1-10	.100	3-8	.375	2	15	17	4.3	9	0	13	7	2	0	46	11.5		
15	OKOT, Madina	4-4	86:55	21.7	19-24	.792	0-0	.000	5-8	.625	15	20	35	8.8	11	0	0	16	4	1	43	10.8		
21	POWE, Debreasha	4-4	130:20	32.6	9-27	.333	9-23	.391	4-6	.667	3	10	13	3.3	5	0	3	4	4	5	31	7.8		
24	MONTAGUE, Qunirah	4-0	46:56	11.7	13-26	.500	0-3	.000	3-4	.750	12	10	22	5.5	4	0	3	4	0	3	29	7.3		
1	MCPHAUL, Destiney	4-0	83:46	20.9	7-14	.500	0-3	.000	8-10	.800	0	8	8	2.0	9	0	10	5	0	3	22	5.5		
0	DESHIELDS, Denim	4-4	105:11	26.3	3-16	.188	2-9	.222	11-13	.846	1	8	9	2.3	11	0	16	12	0	3	19	4.8		
3	WARD, Terren	4-0	16:18	4.1	1-7	.143	0-3	.000	7-8	.875	2	5	7	1.8	3	0	0	3	0	1	9	2.3		
14	THOMAS, Kayla	4-0	24:11	6.0	4-7	.571	0-0	.000	1-1	1.000	6	2	8	2.0	1	0	0	0	1	0	9	2.3		
5	PRATER, Chandler	4-0	58:10	14.5	1-8	.125	1-2	.500	2-4	.500	4	8	12	3.0	8	0	1	8	1	3	5	1.3		
6	EDWARDS, Shakirah	1-0	04:16	4.3	0-1	.000	0-1	.000	0-0	.000	0	0	0	0.0	0	0	0	0	1	0	0	0.0		
8	CARRIERE, Anaisha	1-0	00:53	0.9	0-0	.000	0-0	.000	0-0	.000	0	0	0	0.0	0	0	0	0	0	0	0	0.0		
Team											3	10	13											
Total		4	800		105-238	.441	15-74	.203	53-77	.688	55	122	177	44.3	70	0	54	66	15	24	278	69.5		
Opponents		4	800		74-224	.330	22-95	.232	49-69	.710	33	90	123	30.8	81	4	47	68	6	23	219	54.8		

Team Statistics

	MS	OPP
Scoring	278	219
Points per game	69.5	54.8
Scoring margin	+14.8	-
Field goals-att	105-238	74-224
Field goal pct	.441	.330
3 point fg-att	15-74	22-95
3-point FG pct	.203	.232
3-pt FG made per game	3.8	5.5
Free throws-att	53-77	49-69
Free throw pct	.688	.710
F-Throws made per game	13.3	12.3
Rebounds	177	123
Rebounds per game	44.3	30.8
Rebounding margin	+13.5	-
Assists	54	47
Assists per game	13.5	11.8
Turnovers	66	68
Turnovers per game	16.5	17.0
Turnover margin	+0.5	-
Assist/turnover ratio	0.8	0.7
Steals	24	23
Steals per game	6.0	5.8
Blocks	15	6
Blocks per game	3.8	1.5
Winning streak	4	-
Home win streak	0	-
Attendance	0	0
Home games-Avg/Game	0-0	0-0
Neutral site-Avg/Game	-	4-1748

Team Results

Date	Opponent		Score	Att.
11/24/2024	vs Jacksonville	W	80-35	1310
11/28/2024	vs Utah	W	66-62	802
11/29/2024	vs South Fla.	W	59-52	1034
12/14/2024	vs Belmont	W	73-70	3846



2024-25 Mississippi St. Women's Basketball
Combined Team Statistics
Won games

Game Records

Record	Overall	Home	Away	Neutral
ALL GAMES	18-0	9-0	5-0	4-0
CONFERENCE	5-0	3-0	2-0	0-0
NON-CONFERENCE	13-0	6-0	3-0	4-0

Score by Periods

Team	1st	2nd	3rd	4th	OT	TOT
Mississippi St.	360	349	374	345	20	1448
Opponents	237	213	240	279	12	981

Team Box Score

No.	Player				Total		3-Point		F-Throw		Rebounds													
		GP-GS	MIN	AVG	FG-FGA	FG%	3FG-3FGA	3FG%	FT-FTA	FT%	OFF	DEF	TOT	AVG	PF	DQ	A	TO	BLK	STL	PTS	AVG		
2	JORDAN, Jerkaila	18-18	518:39	28.8	108-254	.425	15-74	.203	35-52	.673	35	86	121	6.7	35	0	45	31	16	32	266	14.8		
15	OKOT, Madina	18-18	402:53	22.4	110-150	.733	0-0	.000	28-45	.622	75	112	187	10.4	45	0	13	52	15	24	248	13.8		
4	RUSSELL, Eniya	18-15	480:15	26.7	85-194	.438	24-79	.304	27-46	.587	13	72	85	4.7	32	0	72	52	4	13	221	12.3		
21	POWE, Debreasha	16-16	488:10	30.5	54-126	.429	39-93	.419	9-13	.692	13	41	54	3.4	26	0	24	16	16	16	156	9.8		
1	MCPHAUL, Destiney	17-1	369:34	21.7	45-84	.536	16-38	.421	22-30	.733	2	37	39	2.3	32	0	35	32	3	21	128	7.5		
5	PRATER, Chandler	18-4	361:48	20.1	39-90	.433	16-37	.432	18-22	.818	20	61	81	4.5	26	1	26	38	5	12	112	6.2		
0	DESHIELDS, Denim	18-18	498:15	27.7	31-93	.333	12-46	.261	34-38	.895	13	25	38	2.1	32	0	73	47	2	28	108	6.0		
24	MONTAGUE, Quanirah	18-0	225:09	12.5	42-84	.500	0-9	.000	10-20	.500	36	52	88	4.9	22	0	14	13	10	12	94	5.2		
3	WARD, Terren	11-0	99:16	9.0	14-35	.400	3-14	.214	14-17	.824	7	20	27	2.5	8	0	2	5	3	3	45	4.1		
14	THOMAS, Kayla	18-0	145:08	8.1	20-30	.667	0-0	.000	10-11	.909	20	7	27	1.5	14	0	2	6	7	2	50	2.8		
6	EDWARDS, Shakirah	9-0	46:47	5.2	4-10	.400	2-6	.333	2-2	1.000	1	4	5	0.6	3	0	5	5	3	2	12	1.3		
8	CARRIERE, Anaisha	8-0	14:02	1.8	3-7	.429	1-4	.250	1-3	.333	2	0	2	0.3	1	0	0	1	0	0	8	1.0		
Team											23	27	50					1						
Total		18	3650		555-1157	.480	128-400	.320	210-299	.702	260	544	804	44.7	276	1	311	299	84	165	1448	80.4		
Opponents		18	3650		348-1038	.335	94-383	.245	191-264	.723	170	386	556	30.9	320	7	196	341	31	140	981	54.5		

Team Statistics

	MS	OPP
Scoring	1448	981
Points per game	80.4	54.5
Scoring margin	+25.9	-
Field goals-att	555-1157	348-1038
Field goal pct	.480	.335
3 point fg-att	128-400	94-383
3-point FG pct	.320	.245
3-pt FG made per game	7.1	5.2
Free throws-att	210-299	191-264
Free throw pct	.702	.723
F-Throws made per game	11.7	10.6
Rebounds	804	556
Rebounds per game	44.7	30.9
Rebounding margin	+13.8	-
Assists	311	196
Assists per game	17.3	10.9
Turnovers	299	341
Turnovers per game	16.6	18.9
Turnover margin	+2.3	-
Assist/turnover ratio	1.0	0.6
Steals	165	140
Steals per game	9.2	7.8
Blocks	84	31
Blocks per game	4.7	1.7
Winning streak	18	-
Home win streak	9	-
Attendance	43927	8717
Home games-Avg/Game	9-4881	5-1743
Neutral site-Avg/Game	-	4-1748

Team Results

Date	Opponent		Score	Att.
11/07/2024	Memphis	W	100-56	4971
11/10/2024	Alcorn	W	73-45	4504
11/13/2024	Alabama St.	W	83-29	6585
11/17/2024	Chattanooga	W	69-44	4037
11/20/2024	Mercer	W	81-44	4003
11/24/2024	vs Jacksonville	W	80-35	1310
11/28/2024	vs Utah	W	66-62	802
11/29/2024	vs South Fla.	W	59-52	1034
12/08/2024	at Chicago St.	W	102-42	235
12/14/2024	vs Belmont	W	73-70	3846
12/17/2024	at ULM	W	78-70	1095
12/20/2024	at UMES	W	70-52	400
12/29/2024	South Carolina St.	W	95-47	4271
01/09/2025	Oklahoma	W	81-77	4316
01/12/2025	at Georgia	W	79-68	3410
01/23/2025	Auburn	W	96-56	4652
02/06/2025	Arkansas	W	78-55	6588
02/13/2025	at Vanderbilt	Wot2	85-77	3577



2024-25 Mississippi St. Women's Basketball
Combined Team Statistics
Lost games

Game Records

Record	Overall	Home	Away	Neutral
ALL GAMES	0-8	0-3	0-5	0-0
CONFERENCE	0-7	0-3	0-4	0-0
NON-CONFERENCE	0-1	0-0	0-1	0-0

Score by Periods

Team	1st	2nd	3rd	4th	OT	TOT
Mississippi St.	134	137	148	133	0	552
Opponents	162	169	169	160	0	660

Team Box Score

No.	Player				Total		3-Point		F-Throw		Rebounds											
		GP-GS	MIN	AVG	FG-FGA	FG%	3FG-3FGA	3FG%	FT-FTA	FT%	OFF	DEF	TOT	AVG	PF	DQ	A	TO	BLK	STL	PTS	AVG
2	JORDAN, Jerkaila	8-8	258:00	32.3	55-131	.420	15-39	.385	34-46	.739	10	25	35	4.4	17	0	8	17	3	19	159	19.9
4	RUSSELL, Eniya	8-6	225:30	28.2	36-89	.404	9-30	.300	11-17	.647	7	33	40	5.0	22	0	26	33	1	5	92	11.5
1	MCPHAUL, Destiney	6-0	160:23	26.7	22-51	.431	4-14	.286	14-15	.933	5	19	24	4.0	16	1	26	12	2	8	62	10.3
15	OKOT, Madina	8-8	175:10	21.9	26-50	.520	0-0	.000	2-9	.222	20	46	66	8.3	19	1	2	19	11	6	54	6.8
21	POWE, Debreasha	8-8	226:32	28.3	18-51	.353	13-36	.361	4-4	1.000	5	14	19	2.4	11	0	5	6	1	5	53	6.6
5	PRATER, Chandler	8-2	184:38	23.1	19-52	.365	0-12	.000	7-8	.875	9	22	31	3.9	15	0	9	12	2	5	45	5.6
0	DESHIELDS, Denim	8-8	221:07	27.6	15-42	.357	6-17	.353	3-5	.600	2	8	10	1.3	15	0	20	23	1	7	39	4.9
24	MONTAGUE, Quanirah	8-0	86:49	10.9	16-21	.762	0-1	.000	4-5	.800	9	13	22	2.8	8	0	0	6	3	3	36	4.5
3	WARD, Terren	2-0	13:38	6.8	2-3	.667	0-1	.000	0-0	.000	3	0	3	1.5	3	0	0	1	1	0	4	2.0
14	THOMAS, Kayla	8-0	45:40	5.7	3-9	.333	0-0	.000	2-5	.400	2	4	6	0.8	5	0	3	3	1	0	8	1.0
6	EDWARDS, Shakirah	2-0	02:32	1.3	0-0	.000	0-0	.000	0-0	.000	0	0	0	0.0	0	0	0	0	0	0	0	0.0
Team											15	16	31					1				
Total		8	1600		212-499	.425	47-150	.313	81-114	.711	87	200	287	35.9	131	2	99	133	26	58	552	69.0
Opponents		8	1600		237-521	.455	80-189	.423	106-134	.791	94	207	301	37.6	119	0	133	103	32	72	660	82.5

Team Statistics			MS	OPP
Scoring			552	660
Points per game			69.0	82.5
Scoring margin			-13.5	-
Field goals-att			212-499	237-521
Field goal pct			.425	.455
3 point fg-att			47-150	80-189
3-point FG pct			.313	.423
3-pt FG made per game			5.9	10.0
Free throws-att			81-114	106-134
Free throw pct			.711	.791
F-Throws made per game			10.1	13.3
Rebounds			287	301
Rebounds per game			35.9	37.6
Rebounding margin			-1.8	-
Assists			99	133
Assists per game			12.4	16.6
Turnovers			133	103
Turnovers per game			16.6	12.9
Turnover margin			-3.8	-
Assist/turnover ratio			0.7	1.3
Steals			58	72
Steals per game			7.3	9.0
Blocks			26	32
Blocks per game			3.3	4.0
Winning streak			0	-
Home win streak			0	-
Attendance			17643	28814
Home games-Avg/Game			3-5881	5-5763
Neutral site-Avg/Game			-	0-0

Team Results			Score	Att.
Date	Opponent			
12/04/2024	at Georgia Tech	L	75-78	1514
01/02/2025	at Kentucky	L	69-91	4493
01/05/2025	South Carolina	L	68-95	6164
01/16/2025	at Tennessee	L	73-86	9018
01/19/2025	Ole Miss	L	63-71	6925
01/27/2025	at Missouri	L	77-78	2514
02/02/2025	at LSU	L	67-81	11275
02/09/2025	Alabama	L	60-80	4554



2024-25 Mississippi St. Women's Basketball
Category Leaders
All games

Page 1/3
as of Feb 14, 2025

Points

##	Player	G	Pts	Pts/G
2	Jordan, Jerkaila	26	425	16.3
4	Russell, Eniya	26	313	12.0
15	Okot, Madina	26	302	11.6
21	Powe, Debreasha	24	209	8.7
1	McPhaul, Destiney	23	190	8.3
5	Prater, Chandler	26	157	6.0
0	DeShields, Denim	26	147	5.7
24	Montague, Quanirah	26	130	5.0
14	Thomas, Kayla	26	58	2.2
3	Ward, Terren	13	49	3.8
6	Edwards, Shakirah	11	12	1.1
8	Carriere, Anaisha	8	8	1.0

Scoring Average

##	Player	G	Pts	Pts/G
2	Jordan, Jerkaila	26	425	16.3
4	Russell, Eniya	26	313	12.0
15	Okot, Madina	26	302	11.6
21	Powe, Debreasha	24	209	8.7
1	McPhaul, Destiney	23	190	8.3
5	Prater, Chandler	26	157	6.0
0	DeShields, Denim	26	147	5.7
24	Montague, Quanirah	26	130	5.0
3	Ward, Terren	13	49	3.8
14	Thomas, Kayla	26	58	2.2
6	Edwards, Shakirah	11	12	1.1
8	Carriere, Anaisha	8	8	1.0

Field Goal Percentage

##	Player	FG	Att	Pct
15	Okot, Madina	136	200	.680
14	Thomas, Kayla	23	39	.590
24	Montague, Quanirah	58	105	.552
1	McPhaul, Destiney	67	135	.496
8	Carriere, Anaisha	3	7	.429
4	Russell, Eniya	121	283	.428
2	Jordan, Jerkaila	163	385	.423
3	Ward, Terren	16	38	.421
5	Prater, Chandler	58	142	.408
21	Powe, Debreasha	72	177	.407
6	Edwards, Shakirah	4	10	.400
0	DeShields, Denim	46	135	.341

Field Goal Attempts

##	Player	G	Att	Att/G
2	Jordan, Jerkaila	26	385	14.8
4	Russell, Eniya	26	283	10.9
15	Okot, Madina	26	200	7.7
21	Powe, Debreasha	24	177	7.4
5	Prater, Chandler	26	142	5.5

Field Goals Made

##	Player	G	Made	Made/G
2	Jordan, Jerkaila	26	163	6.3
15	Okot, Madina	26	136	5.2
4	Russell, Eniya	26	121	4.7
21	Powe, Debreasha	24	72	3.0
1	McPhaul, Destiney	23	67	2.9

3-Point FG Percentage

##	Player	3FG	Att	Pct
21	Powe, Debreasha	52	129	.403
1	McPhaul, Destiney	20	52	.385
6	Edwards, Shakirah	2	6	.333
5	Prater, Chandler	16	49	.327
4	Russell, Eniya	33	109	.303
0	DeShields, Denim	18	63	.286
2	Jordan, Jerkaila	30	113	.265
8	Carriere, Anaisha	1	4	.250
3	Ward, Terren	3	15	.200

3-Point FG Attempts

##	Player	G	Att	Att/G
21	Powe, Debreasha	24	129	5.4
2	Jordan, Jerkaila	26	113	4.3
4	Russell, Eniya	26	109	4.2
0	DeShields, Denim	26	63	2.4
1	McPhaul, Destiney	23	52	2.3

3-Point FG Made

##	Player	G	Made	Made/G
21	Powe, Debreasha	24	52	2.2
4	Russell, Eniya	26	33	1.3
2	Jordan, Jerkaila	26	30	1.2
1	McPhaul, Destiney	23	20	0.9
0	DeShields, Denim	26	18	0.7



**2024-25 Mississippi St. Women's Basketball
Category Leaders
All games**

Page 2/3
as of Feb 14, 2025

Free Throw Percentage

##	Player	Made	Att	Pct
6	Edwards, Shakirah	2	2	1.000
0	DeShields, Denim	37	43	.860
5	Prater, Chandler	25	30	.833
3	Ward, Terren	14	17	.824
1	McPhaul, Destiney	36	45	.800
21	Powe, Debreasha	13	17	.765
14	Thomas, Kayla	12	16	.750
2	Jordan, Jerkaila	69	98	.704
4	Russell, Eniya	38	63	.603
24	Montague, Quanirah	14	25	.560
15	Okot, Madina	30	54	.556
8	Carriere, Anaisha	1	3	.333

Free Throw Attempts

##	Player	G	Att	Att/G
2	Jordan, Jerkaila	26	98	3.8
4	Russell, Eniya	26	63	2.4
15	Okot, Madina	26	54	2.1
1	McPhaul, Destiney	23	45	2.0
0	DeShields, Denim	26	43	1.7

Free Throws Made

##	Player	G	Made	Made/G
2	Jordan, Jerkaila	26	69	2.7
4	Russell, Eniya	26	38	1.5
0	DeShields, Denim	26	37	1.4
1	McPhaul, Destiney	23	36	1.6
15	Okot, Madina	26	30	1.2

Rebounds

##	Player	G	Reb	Reb/G
15	Okot, Madina	26	253	9.7
2	Jordan, Jerkaila	26	156	6.0
4	Russell, Eniya	26	125	4.8
5	Prater, Chandler	26	112	4.3
24	Montague, Quanirah	26	110	4.2

Assists

##	Player	G	Ast	Ast/G
4	Russell, Eniya	26	98	3.8
0	DeShields, Denim	26	93	3.6
1	McPhaul, Destiney	23	61	2.7
2	Jordan, Jerkaila	26	53	2.0
5	Prater, Chandler	26	35	1.3

Rebounds Average

##	Player	G	Reb	Reb/G
15	Okot, Madina	26	253	9.7
2	Jordan, Jerkaila	26	156	6.0
4	Russell, Eniya	26	125	4.8
5	Prater, Chandler	26	112	4.3
24	Montague, Quanirah	26	110	4.2

Steals

##	Player	G	Stl	Stl/G
2	Jordan, Jerkaila	26	51	2.0
0	DeShields, Denim	26	35	1.3
15	Okot, Madina	26	30	1.2
1	McPhaul, Destiney	23	29	1.3
21	Powe, Debreasha	24	21	0.9

Offensive Rebounds

##	Player	G	OReb	OReb/G
15	Okot, Madina	26	95	3.7
2	Jordan, Jerkaila	26	45	1.7
24	Montague, Quanirah	26	45	1.7
5	Prater, Chandler	26	29	1.1
14	Thomas, Kayla	26	22	0.8

Blocked Shots

##	Player	G	Blk	Blk/G
15	Okot, Madina	26	26	1.0
2	Jordan, Jerkaila	26	19	0.7
21	Powe, Debreasha	24	17	0.7
24	Montague, Quanirah	26	13	0.5
14	Thomas, Kayla	26	8	0.3

Defensive Rebounds

##	Player	G	DReb	DReb/G
15	Okot, Madina	26	158	6.1
2	Jordan, Jerkaila	26	111	4.3
4	Russell, Eniya	26	105	4.0
5	Prater, Chandler	26	83	3.2
24	Montague, Quanirah	26	65	2.5

Minutes

##	Player	G	Min	Min/G
2	Jordan, Jerkaila	26	777	29:52
0	DeShields, Denim	26	719	27:40
21	Powe, Debreasha	24	715	29:47
4	Russell, Eniya	26	706	27:09
15	Okot, Madina	26	578	22:14



2024-25 Mississippi St. Women's Basketball
Category Leaders
All games

Page 3/3
as of Feb 14, 2025

Fouls

##	Player	G	PF	PF/G
15	Okot, Madina	26	64	2.5
4	Russell, Eniya	26	54	2.1
2	Jordan, Jerkaila	26	52	2.0
1	McPhaul, Destiney	23	48	2.1
0	DeShields, Denim	26	47	1.8

Turnovers

##	Player	G	TO	TO/G
4	Russell, Eniya	26	85	3.3
15	Okot, Madina	26	71	2.7
0	DeShields, Denim	26	70	2.7
5	Prater, Chandler	26	50	1.9
2	Jordan, Jerkaila	26	48	1.8

Foul Outs

##	Player	G	FO
15	Okot, Madina	26	1
1	McPhaul, Destiney	23	1
5	Prater, Chandler	26	1

2024-25 NCAA TEAM RANKING SUMMARIES

Statistic	National Rank	Conference Rank	Value	National Leader	Value	Conference Leader	Value
Assist/Turnover Ratio (353 ranked)	102	10	0.95	UConn	1.97	Kentucky	1.39
Assists Per Game (353 ranked)	59	8	15.8	Kansas St.	22.0	Oklahoma	21.8
Bench Points Per Game (353 ranked)	79	7	22.4	South Carolina	42.0	South Carolina	42.0
Blocks Per Game (353 ranked)	46	8	4.2	Southern California	7.3	Kentucky	6.9
Field Goal Percentage (353 ranked)	28	7	46.3	UConn	50.7	Texas	47.9
Field Goal Percentage Defense (353 ranked)	49	5	37.5	Middle Tenn.	32.6	South Carolina	34.5
Fouls Per Game (353 ranked)	107	4	15.7	NC State	11.9	Arkansas	13.5
Free Throw Attempts Per Game (353 ranked)	199	15	15.88	Jacksonville	26.16	Texas	22.67
Free Throw Percentage (353 ranked)	196	10	70.5	UC Santa Barbara	81.7	Vanderbilt	77.7
Free Throws Made Per Game (353 ranked)	199	16	11.19	Jacksonville	18.08	Texas	17.15
Rebound Margin (353 ranked)	13	4	9.0	UCLA	15.1	LSU	13.6
Rebounds (Defensive) Per Game (353 ranked)	24	5	28.6	Troy	33.2	Oklahoma	32.4
Rebounds (Offensive) Per Game (353 ranked)	58	8	13.3	Grambling	19.4	Tennessee	18.3
Rebounds Per Game (349 ranked)	17	4	41.96	Troy	49.73	LSU	47.42
Scoring Defense (353 ranked)	143	6	63.1	Harvard	51.9	Ole Miss	54.4
Scoring Margin (349 ranked)	47	10	13.8	UConn	28.5	Texas	26.7
Scoring Offense (353 ranked)	35	9	76.9	Florida St.	91.2	Tennessee	90.4
Steals Per Game (353 ranked)	123	10	8.6	West Virginia	14.6	Vanderbilt	12.5
Three Point Attempts Per Game (353 ranked)	119	6	21.2	Arkansas St.	32.5	Tennessee	32.1
Three Point Percentage (353 ranked)	152	11	31.8	Notre Dame	42.3	Alabama	38.4
Three Point Percentage Defense (353 ranked)	150	11	30.4	Northwestern St.	23.9	Kentucky	26.2
Three Pointers Per Game (353 ranked)	127	8	6.7	Tennessee	10.8	Tennessee	10.8
Turnover Margin (353 ranked)	145	10	0.46	Col. of Charleston	10.86	Texas	8.81
Turnovers Forced Per Game (353 ranked)	136	10	17.08	Longwood	25.68	Tennessee	23.13
Turnovers Per Game (353 ranked)	206	12	16.6	Colorado St.	9.3	South Carolina	12.2
Winning Percentage (353 ranked)	83	10	69.2	LSU	96.2	LSU	96.2

2024-25 NCAA INDIVIDUAL RANKING SUMMARIES

Statistic	Player	National Rank	Conference Rank	Value	National Leader	Value	Conference Leader	Value
Assist/Turnover Ratio (250 ranked)	Denim DeShields	198	18	1.33	Kiara Jackson, UNLV	3.62	Raven Johnson, South Carolina	3.26
Assists (148 ranked)	Eniya Russell	110	8	98	Serena Sundell, Kansas St.	187	Georgia Amoores, Kentucky	165
	Denim DeShields	138	11	93			Rori Harmon, Texas	165
Assists Per Game (249 ranked)	Eniya Russell	154	11	3.8	Katie Dinnebier, Drake	7.5	Georgia Amoores, Kentucky	7.2
	Denim DeShields	182	14	3.6				
Blocks (144 ranked)	Madina Okot	144	10	26	Anastasiia Boldyreva, Middle Tenn.	82	Clara Strack, Kentucky	59
Blocks Per Game (250 ranked)	Madina Okot	182	12	1.00	Anastasiia Boldyreva, Middle Tenn.	3.42	Clara Strack, Kentucky	2.57
Double Doubles (39 ranked)	Madina Okot	39	5	9	Aneesah Morrow, LSU	23	Aneesah Morrow, LSU	23
Field Goal Attempts (149 ranked)	Jerkaila Jordan	24	7	385	Nya Robertson, SMU	475	Izzy Higginbottom, Arkansas	473
Field Goal Percentage (250 ranked)	Madina Okot	2	1	68.0	Isnelle Natabou, FIU	70.9	Madina Okot, Mississippi St.	68.0
	Jerkaila Jordan	205	21	42.3				
Field Goals (149 ranked)	Jerkaila Jordan	44	9	163	Audi Crooks, Iowa St.	242	Khamil Pierre, Vanderbilt	214
	Madina Okot	137	16	136				
Free Throw Attempts (150 ranked)					S'Mya Nichols, Kansas	232	Izzy Higginbottom, Arkansas	219
Free Throw Percentage (249 ranked)					Teresa Seppala, Siena	97.3	Izzy Higginbottom, Arkansas	90.4
Free Throws (150 ranked)					Izzy Higginbottom, Arkansas	198	Izzy Higginbottom, Arkansas	198
Minutes Per Game (150 ranked)					Mackenzie Amalia, Eastern Mich.	38.39	Georgia Amoores, Kentucky	36.02
Points (200 ranked)	Jerkaila Jordan	65	10	425	Izzy Higginbottom, Arkansas	651	Izzy Higginbottom, Arkansas	651
Points Per Game (250 ranked)	Jerkaila Jordan	106	13	16.3	Ta'Niya Latson, Florida St.	26.2	Izzy Higginbottom, Arkansas	24.1
Rebounds (150 ranked)	Madina Okot	16	2	253	Aneesah Morrow, LSU	369	Aneesah Morrow, LSU	369
Rebounds (Defensive) Per Game (30 ranked)					Laura Ziegler, Saint Joseph's	9.8	Aneesah Morrow, LSU	8.8
Rebounds (Offensive) Per Game (29 ranked)	Madina Okot	29	3	3.7	Aneesah Morrow, LSU	5.4	Aneesah Morrow, LSU	5.4
Rebounds Per Game (248 ranked)	Madina Okot	30	3	9.7	Aneesah Morrow, LSU	14.2	Aneesah Morrow, LSU	14.2
Steals (137 ranked)	Jerkaila Jordan	94	8	51	Megan McConnell, Duquesne	100	Talaysia Cooper, Tennessee	74
Steals Per Game (250 ranked)	Jerkaila Jordan	151	9	1.96	Megan McConnell, Duquesne	4.17	Talaysia Cooper, Tennessee	3.08
Three Point Attempts (149 ranked)					Madison Conner, TCU Ioanna Krimili, California	204 204	Aaliyah Nye, Alabama	190
Three Point Percentage (171 ranked)	Debreasha Powe	49	5	40.3	T'Yana Todd, Boston College	50.8	Aaliyah Nye, Alabama	44.2
Three Pointers (143 ranked)	Debreasha Powe	101	9	52	Madison Conner, TCU	93	Aaliyah Nye, Alabama	84
Three Pointers Per Game (250 ranked)	Debreasha Powe	113	8	2.17	Alyssa Durazo-Frescas, Grand Canyon	3.91	Aaliyah Nye, Alabama	3.36
Triple Doubles (5 ranked)					Olivia Miles, Notre Dame	3	Liv McGill, Florida Payton Verhulst, Oklahoma	1 1

2024-25 POINTS - REBOUNDS - ASSISTS STATISTICS

Opponent	Date	Score		0	1	2	3	4	5	6	8	14	15	21
				DESHIELDS, MCPHAUL, DE	JORDAN, JER	WARD, TERRE	RUSSELL, ENI	PRATER, CHA	EDWARDS, SH	CARRIERE, A	THOMAS, KAY	OKOT, MADIN	POWE, DEBRE	
Memphis	11/07/2024	100-56	W	9-1-2	11-4-3	2-6-3	0-1-0	26-3-1	9-9-1	4-0-0	2-2-0	2-1-1	14-17-0	16-7-4
Alcorn	11/10/2024	73-45	W	5-1-2	15-2-2	20-7-4	DNP	8-10-2	5-7-0	0-0-0	DNP	5-2-0	1-6-0	9-3-2
Alabama St.	11/13/2024	83-29	W	0-2-4	7-3-0	5-8-2	14-8-1	16-1-8	3-1-2	0-0-1	0-0-0	1-0-0	17-12-1	14-6-2
Chattanooga	11/17/2024	69-44	W	10-3-3	4-1-1	12-8-2	0-1-0	19-7-4	0-3-2	DNP	0-0-0	4-2-1	12-6-0	8-2-0
Mercer	11/20/2024	81-44	W	3-1-5	8-4-2	15-11-5	4-3-0	8-6-6	3-3-3	0-1-2	0-0-0	4-0-0	15-8-2	13-5-1
vs Jacksonville	11/24/2024	80-35	W	2-2-4	6-4-4	12-10-2	9-7-0	12-3-3	1-3-1	0-0-0	0-0-0	4-4-0	11-7-0	6-5-2
vs Utah	11/28/2024	66-62	W	6-2-6	0-2-3	9-2-3	0-0-0	13-4-4	4-6-0	DNP	DNP	2-1-0	15-8-0	13-4-0
vs South Fla.	11/29/2024	59-52	W	4-1-5	3-0-1	20-6-2	0-0-0	10-7-3	0-2-0	DNP	DNP	3-3-0	6-5-0	7-2-0
at Georgia Tech	12/04/2024	75-78	L	5-3-3	DNP	25-5-2	DNP	18-9-9	10-6-3	DNP	DNP	2-0-0	6-5-0	9-6-0
at Chicago St.	12/08/2024	102-42	W	4-1-7	DNP	21-5-3	DNP	17-5-5	14-5-4	8-2-0	DNP	4-3-0	18-11-0	8-1-4
vs Belmont	12/14/2024	73-70	W	7-4-1	13-2-2	24-15-1	0-0-0	11-3-3	0-1-0	DNP	DNP	0-0-0	11-15-0	5-2-1
at ULM	12/17/2024	78-70	W	3-0-6	3-3-5	23-4-2	2-2-0	2-2-1	6-3-2	DNP	DNP	5-1-0	15-14-2	13-1-2
at UMES	12/20/2024	70-52	W	8-2-1	6-4-3	6-4-4	4-1-1	16-10-6	4-3-3	0-0-0	DNP	0-0-0	26-7-0	DNP
South Carolina St.	12/29/2024	95-47	W	8-2-9	14-4-4	10-4-3	12-4-0	11-0-6	14-8-0	0-1-2	4-0-0	4-3-0	16-6-2	DNP
at Kentucky	01/02/2025	69-91	L	5-1-3	10-6-6	17-5-0	2-2-0	13-6-2	5-4-1	DNP	DNP	0-2-1	4-2-0	0-1-0
South Carolina	01/05/2025	68-95	L	2-2-3	14-3-2	24-6-0	2-1-0	12-4-1	2-2-1	0-0-0	DNP	0-0-0	4-8-0	3-2-1
Oklahoma	01/09/2025	81-77	W	9-4-2	10-1-1	24-6-3	DNP	12-4-3	2-3-0	DNP	DNP	6-3-0	6-10-1	8-3-1
at Georgia	01/12/2025	79-68	W	5-4-2	6-2-2	11-7-1	DNP	21-6-9	8-3-2	DNP	DNP	0-1-0	19-12-0	9-1-0
at Tennessee	01/16/2025	73-86	L	3-0-3	11-6-7	17-2-0	DNP	6-1-5	6-3-0	0-0-0	DNP	4-1-0	4-11-0	16-1-2
Ole Miss	01/19/2025	63-71	L	5-0-2	7-4-5	19-3-1	DNP	15-5-1	2-1-0	DNP	DNP	2-0-0	8-12-0	3-3-1
Auburn	01/23/2025	96-56	W	13-3-7	8-2-1	15-4-2	DNP	15-6-5	14-6-2	0-1-0	2-0-0	6-1-0	13-9-1	6-5-1
at Missouri	01/27/2025	77-78	L	12-1-4	DNP	40-8-0	DNP	7-7-4	6-5-2	DNP	DNP	0-0-0	10-11-0	2-2-0
at LSU	02/02/2025	67-81	L	7-2-1	10-3-3	9-3-1	DNP	13-4-4	6-9-1	DNP	DNP	0-0-2	6-10-1	6-2-1
Arkansas	02/06/2025	78-55	W	3-1-3	11-0-1	16-10-3	DNP	4-4-1	14-6-3	DNP	0-0-0	0-1-0	12-11-1	16-3-4
Alabama	02/09/2025	60-80	L	0-1-1	10-2-3	8-3-4	DNP	8-4-0	8-1-1	DNP	DNP	0-3-0	12-7-1	14-2-0
at Vanderbilt	02/13/2025	85-77	Wot2	9-4-4	3-1-0	21-4-0	DNP	0-4-2	11-9-1	DNP	DNP	0-1-0	21-23-3	5-4-0

Team Box Score Extended

No.	Player				Total		3-Point			F-Throw		Rebounds															
		GP-GS	MIN	AVG	FG-FGA	FG%	3FG-3FGA	3FG%	FT-FTA	FT%	OFF	DEF	TOT	AVG	PF	DQ	A	A/G	TO	TO/G	A/TO	BLK	BLK/G	STL	STL/G	PTS	AVG
2	JORDAN, Jerkaila	26-26	776:40	29.9	163-385	.423	30-113	.265	69-98	.704	45	111	156	6.0	52	0	53	2.04	48	1.85	1.10	19	0.73	51	1.96	425	16.3
4	RUSSELL, Eniya	26-21	705:45	27.1	121-283	.428	33-109	.303	38-63	.603	20	105	125	4.8	54	0	98	3.77	85	3.27	1.15	5	0.19	18	0.69	313	12.0
15	OKOT, Madina	26-26	578:03	22.2	136-200	.680	0-0	.000	30-54	.556	95	158	253	9.7	64	1	15	0.58	71	2.73	0.21	26	1.00	30	1.15	302	11.6
21	POWE, Debreasha	24-24	714:42	29.8	72-177	.407	52-129	.403	13-17	.765	18	55	73	3.0	37	0	29	1.21	22	0.92	1.32	17	0.71	21	0.88	209	8.7
1	MCPHAUL, Destiney	23-1	529:57	23.0	67-135	.496	20-52	.385	36-45	.800	7	56	63	2.7	48	1	61	2.65	44	1.91	1.39	5	0.22	29	1.26	190	8.3
5	PRATER, Chandler	26-6	546:26	21.0	58-142	.408	16-49	.327	25-30	.833	29	83	112	4.3	41	1	35	1.35	50	1.92	0.70	7	0.27	17	0.65	157	6.0
0	DESHIELDS, Denim	26-26	719:22	27.7	46-135	.341	18-63	.286	37-43	.860	15	33	48	1.8	47	0	93	3.58	70	2.69	1.33	3	0.12	35	1.35	147	5.7
24	MONTAGUE, Quanirah	26-0	311:58	12.0	58-105	.552	0-10	.000	14-25	.560	45	65	110	4.2	30	0	14	0.54	19	0.73	0.74	13	0.50	15	0.58	130	5.0
3	WARD, Terren	13-0	112:54	8.7	16-38	.421	3-15	.200	14-17	.824	10	20	30	2.3	11	0	2	0.15	6	0.46	0.33	4	0.31	3	0.23	49	3.8
14	THOMAS, Kayla	26-0	190:49	7.3	23-39	.590	0-0	.000	12-16	.750	22	11	33	1.3	19	0	5	0.19	9	0.35	0.56	8	0.31	2	0.08	58	2.2
6	EDWARDS, Shakirah	11-0	49:19	4.5	4-10	.400	2-6	.333	2-2	1.000	1	4	5	0.5	3	0	5	0.45	5	0.45	1.00	3	0.27	2	0.18	12	1.1
8	CARRIERE, Anaisha	8-0	14:02	1.8	3-7	.429	1-4	.250	1-3	.333	2	0	2	0.3	1	0	0	0.00	1	0.13	0.00	0	0.00	0	0.00	8	1.0
Total		26	5250		767-1656	.463	175-550	.318	291-413	.705	347	744	1091	42.0	407	3	410	15.77	432	16.62	0.95	110	4.23	223	8.58	2000	76.9
Opponents		26	5250		585-1559	.375	174-572	.304	297-398	.746	264	593	857	33.0	439	7	329	12.65	444	17.08	0.74	63	2.42	212	8.15	1641	63.1

Score by Periods

Team	1st	2nd	3rd	4th	OT	TOT
Mississippi St.	494	486	522	478	20	2000
Opponents	399	382	409	439	12	1641

2024-25 GAME-BY-GAME TEAM STATISTICS

	W/L	REC	1ST	2ND	3RD	4TH	OT	PTS	MAR	FG-FGA	FG%	3FG-3FGA	3FG%	FT-FTA	FT%	O-D-REB	MAR	PF	AST	TO	STL	BLK	ATT
MISSISSIPPI STATE	W, 100-56	1-0	23	13	34	30		100	+44	37-73	50.7	8-24	33.3	18-25	72.0	23-38-61	+28	19	15	13	7	9	4,971
Memphis 11/7			13	12	19	12		56		19-70	27.1	8-29	27.6	10-17	58.8	17-16-33		23	8	14	4	4	
MISSISSIPPI STATE	W, 73-45	2-0	26	18	22	7		73	+28	26-56	46.4	7-19	36.8	14-19	73.7	11-31-42	+13	15	12	20	11	6	4,504
Alcorn State 11/10			18	5	9	13		45		15-53	28.3	6-19	31.6	9-14	64.3	9-20-29		22	11	21	7	1	
MISSISSIPPI STATE	W, 83-29	3-0	25	18	17	23		83	+54	30-64	46.9	11-28	39.3	12-17	70.6	18-30-48	+19	10	22	17	15	1	6,585
Alabama State 11/13			7	9	1	12		29		11-49	22.4	4-22	18.2	3-5	60.0	9-20-29		16	5	26	7	1	
MISSISSIPPI STATE	W, 69-44	4-0	16	13	22	18		69	+25	23-55	41.8	3-17	17.6	20-21	95.2	12-28-40	+3	14	13	12	7	5	4,037
Chattanooga 11/17			8	16	7	13		44		16-59	27.1	7-29	24.1	5-9	55.6	17-20-37		17	7	19	4	2	
MISSISSIPPI STATE	W, 81-44	5-0	21	17	32	11		81	+37	33-63	52.4	10-22	45.5	5-10	50.0	11-37-48	+21	12	26	16	9	6	4,003
Mercer 11/20			10	8	7	19		44		15-54	27.8	1-17	5.9	13-15	86.7	4-23-27		14	9	16	7	2	
MISSISSIPPI STATE	W, 80-35	6-0	17	15	27	21		80	+45	30-66	45.5	3-23	13.0	17-22	77.3	20-37-57	+30	16	17	14	8	7	1,310
vs. Jacksonville 11/24			9	10	7	9		35		10-53	18.9	1-18	5.6	14-22	63.6	8-19-27		22	7	18	2	0	
MISSISSIPPI STATE	W, 66-62	7-0	26	17	11	12		66	+4	24-52	46.2	7-19	36.8	11-16	68.8	10-28-38	+9	22	18	22	9	3	802
vs. Utah 11/28			11	11	15	25		62		20-55	36.4	8-32	25.0	14-18	77.8	9-20-29		18	12	20	8	1	
MISSISSIPPI STATE	W, 59-52	8-0	13	16	14	16		59	+7	22-57	38.6	2-13	15.4	13-18	72.2	8-27-35	-6	15	11	11	6	4	1,034
vs. South Florida 11/29			16	15	8	13		52		22-60	36.7	4-16	25.0	4-8	50.0	11-30-41		18	16	18	5	4	
MISSISSIPPI STATE	L, 75-78	8-1	18	21	18	18		75	-3	32-59	54.2	7-17	41.2	4-6	66.7	3-35-38	+3	11	17	17	4	3	1,514
at Georgia Tech 12/4			16	18	23	21		78		30-79	38.0	12-38	31.6	6-6	100.0	12-23-35		11	14	6	12	2	
MISSISSIPPI STATE	W, 102-42	9-1	31	32	22	17		102	+60	41-75	54.7	13-30	43.3	7-9	77.8	20-29-49	+23	9	25	17	10	9	235
at Chicago State 12/8			9	8	16	9		42		17-59	28.8	2-23	8.7	6-8	75.0	12-14-26		15	3	23	9	2	
MISSISSIPPI STATE	W, 73-70	10-1	9	15	17	32		73	+3	29-63	46.0	3-19	15.8	12-21	57.1	17-30-47	+21	17	8	19	1	1	3,846
vs. Belmont 12/14			19	10	20	21		70		22-56	39.3	9-29	31.0	17-21	81.0	5-21-26		23	12	12	8	1	
MISSISSIPPI STATE	W, 78-70	11-1	20	18	20	20		78	+8	30-56	53.6	6-15	40.0	12-17	70.6	11-28-39	+9	17	20	20	7	7	1,095
at ULM 12/17			19	18	16	17		70		23-64	35.9	7-23	30.4	17-21	81.0	13-17-30		17	14	14	10	2	
MISSISSIPPI STATE	W, 70-52	12-1	18	19	14	19		70	+18	30-63	47.6	4-22	18.2	6-11	54.5	9-25-34	0	15	19	15	10	5	400
at UMES 12/20			14	15	10	13		52		19-50	38.0	5-17	29.4	9-14	64.3	8-26-34		15	13	25	9	2	
MISSISSIPPI STATE	W, 95-47	13-1	23	30	20	22		95	+48	38-64	59.4	11-25	44.0	8-13	61.5	14-19-33	+17	14	27	16	16	1	4,271
SCSU 12/29			10	13	12	12		47		18-38	47.4	5-11	45.5	6-9	66.7	2-14-16		13	8	28	8	0	
MISSISSIPPI STATE	L, 69-91	13-2	16	19	16	18		69	-22	26-73	35.6	4-15	26.7	13-18	72.2	14-22-36	-4	20	13	10	7	3	4,493
at Kentucky 1/2			25	24	18	24		91		26-55	47.3	18-33	54.5	21-25	84.0	8-32-40		18	23	14	4	10	
MISSISSIPPI STATE	L, 68-95	13-3	22	12	11	23		68	-27	27-58	46.6	4-11	36.4	10-13	76.9	8-22-30	-3	17	8	20	5	4	6,164
South Carolina 1/5			13	29	26	27		95		35-65	53.8	10-21	47.6	15-17	88.2	9-24-33		13	20	9	8	3	
MISSISSIPPI STATE	W, 81-77	14-3	21	12	20	28		81	+4	28-71	39.4	7-26	26.9	18-23	78.3	10-29-39	-5	14	13	11	13	2	4,316
Oklahoma 1/9			11	21	17	28		77		28-62	45.2	8-26	30.8	13-16	81.3	7-37-44		21	20	21	9	1	
MISSISSIPPI STATE	W, 79-68	15-3	19	22	13	25		79	+11	28-58	48.3	14-29	48.3	9-17	52.9	13-29-42	+9	16	17	17	2	7	3,410
at Georgia 1/12			14	13	20	21		68		24-67	35.8	7-19	36.8	13-14	92.9	11-22-33		18	14	9	12	0	
MISSISSIPPI STATE	L, 73-86	15-4	15	19	22	17		73	-13	27-59	45.8	8-23	34.8	11-15	73.3	9-24-33	-7	13	17	20	7	4	9,018
at Tennessee 1/16			17	26	21	22		86		32-73	43.8	12-26	46.2	10-14	71.4	16-24-40		13	15	12	9	0	

2024-25 GAME-BY-GAME TEAM STATISTICS

	W/L	REC	1ST	2ND	3RD	4TH	OT	PTS	MAR	FG-FGA	FG%	3FG-3FGA	3FG%	FT-FTA	FT%	O-D-REB	MAR	PF	AST	TO	STL	BLK	ATT
MISSISSIPPI STATE	L, 63-71	15-5	20	9	22	12		63	-8	25-53	47.2	6-16	37.5	7-9	77.8	11-24-35	+6	14	10	23	8	3	6,925
Ole Miss 1/19			19	15	19	18		71		29-63	46.0	2-13	15.4	11-15	73.3	12-17-29		12	18	14	16	2	
MISSISSIPPI STATE	W, 96-56	16-5	15	33	35	13		96	+40	38-61	62.3	8-21	38.1	12-13	92.3	10-34-44	+21	15	19	19	9	1	4,652
Auburn 1/23			13	4	25	14		56		21-61	34.4	3-14	21.4	11-16	68.8	9-14-23		15	15	17	4	3	
MISSISSIPPI STATE	L, 77-78	16-6	20	23	18	16		77	-1	28-62	45.2	7-19	36.8	14-24	58.3	17-24-41	+7	19	10	12	4	5	2,514
at Missouri 1/27			22	19	19	18		78		25-59	42.4	8-21	38.1	20-23	87.0	11-23-34		23	10	10	6	4	
MISSISSIPPI STATE	L, 67-81	16-7	12	23	19	13		67	-14	25-72	34.7	7-31	22.6	10-14	71.4	17-32-49	+1	20	14	19	7	3	11,275
at LSU 2/2			24	17	24	16		81		30-74	40.5	9-20	45.0	12-18	66.7	17-31-48		15	14	16	8	7	
MISSISSIPPI STATE	W, 78-55	17-7	28	21	13	16		78	+23	33-70	47.1	9-21	42.9	3-8	37.5	17-26-43	+14	19	18	18	14	6	6,588
Arkansas 2/6			17	13	14	11		55		19-50	38.0	2-14	14.3	15-20	75.0	7-22-29		14	4	23	12	1	
MISSISSIPPI STATE	L, 60-80	17-8	11	11	22	16		60	-20	22-63	34.9	4-18	22.2	12-15	80.0	8-17-25	-17	17	10	12	16	1	4,554
Alabama 2/9			26	21	19	14		80		30-53	56.6	9-17	52.9	11-16	68.8	9-33-42		14	19	22	9	4	
MISSISSIPPI STATE	W, 85-77	18-8	9	20	21	15	20	85	+8	35-90	38.9	2-27	7.4	13-19	68.4	26-39-65	+22	17	11	22	11	4	3,577
at Vanderbilt 2/13			19	12	17	17	12	77		29-78	37.2	7-25	28.0	12-16	75.0	12-31-43		19	18	16	15	4	

2024-25 GAME-BY-GAME STATISTIC LEADERS

	RESULT	POINTS	REBOUNDS	ASSISTS	STEALS	BLOCKS	MINUTES
Memphis 11/7	100-56 (+44)	26 - Russell	17 - Okot	4 - Powe	3 - McPhaul	3 - Okot, Powe	31 - Powe
Alcorn State 11/10	73-45 (+28)	20 - Jordan	10 - Russell	4 - Jordan	2 - Jordan, Okot, Powe, Prater	2 - Okot, Thomas	35 - Powe
Alabama State 11/13	83-29 (+54)	17 - Okot	12 - Okot	8 - Russell	5 - Okot	1 - Ward	26 - Russell
Chattanooga 11/17	69-44 (+25)	19 - Russell	8 - Jordan	4 - Russell	2 - Jordan, Powe	1 - DeShields, Jordan, Montague, Powe, Ward	33 - Jordan
Mercer 11/20	81-44 (+37)	15 - Jordan, Okot	11 - Jordan	6 - Russell	3 - DeShields, Russell	2 - Okot	25 - Powe
vs. Jacksonville 11/24	80-35 (+45)	17 - Montague	10 - Jordan	4 - DeShields, McPhaul	3 - Jordan	2 - Powe	27 - DeShields, McPhaul, Powe
vs. Utah 11/28	66-62 (+4)	15 - Okot	8 - Okot	6 - DeShields	3 - Powe	2 - Okot	39 - Jordan
vs. South Florida 11/29	59-52 (+7)	20 - Jordan	8 - Montague	5 - DeShields	2 - Montague, Prater	2 - Powe	34 - Jordan
at Georgia Tech 12/4	75-78 (-3)	25 - Jordan	9 - Russell	9 - Russell	2 - Jordan	1 - DeShields, Jordan, Okot	40 - Powe
at Chicago State 12/8	102-42 (+60)	21 - Jordan	11 - Montague, Okot	7 - DeShields	3 - Jordan	5 - Jordan	30 - Jordan
vs. Belmont 12/14	73-70 (+3)	24 - Jordan	15 - Okot, Jordan	3 - Russell	1 - Jordan	1 - Jordan	35 - Powe
at ULM 12/17	78-70 (+8)	23 - Jordan	14 - Okot	6 - DeShields	3 - Okot	3 - Jordan	33 - Powe, DeShields
at UMS 12/20	70-52 (+18)	26 - Okot	10 - Russell	6 - Russell	3 - Jordan	2 - McPhaul, Jordan	31 - McPhaul
SCSU 12/29	95-47 (+48)	16 - Okot	8 - Prater	9 - DeShields	5 - McPhaul	1 - Russell	30 - Prater
at Kentucky 1/2	69-91 (-22)	17 - Jordan	6 - Russell, McPhaul	6 - McPhaul	2 - Jordan, McPhaul	2 - Prater	30 - Russell
South Carolina 1/5	68-95 (-27)	24 - Jordan	8 - Okot	3 - DeShields	2 - Jordan, Prater	2 - Okot	32 - Jordan
Oklahoma 1/9	81-77 (+4)	24 - Jordan	10 - Okot	3 - Jordan, Russell	5 - DeShields	1 - Jordan, McPhaul	35 - Jordan
at Georgia 1/12	79-68 (+11)	21 - Russell	12 - Okot	9 - Russell	2 - Montague	2 - Powe, Prater	38 - Russell
at Tennessee 1/16	73-86 (-13)	17 - Jordan	11 - Okot	7 - McPhaul	2 - Jordan	2 - Okot	36 - Jordan
Ole Miss 1/19	63-71 (-8)	19 - Jordan	12 - Okot	5 - McPhaul	3 - Jordan	1 - Okot, Powe, Montague	35 - Powe
Auburn 1/23	96-56 (+40)	15 - Jordan, Russell	9 - Okot	7 - DeShields	3 - Jordan	1 - Montague	33 - Russell
at Missouri 1/27	77-78 (-1)	40 - Jordan	11 - Okot	4 - DeShields, Russell	2 - Jordan	4 - Okot	38 - Jordan
at LSU 2/2	67-81 (-14)	13 - Russell	10 - Okot	4 - Russell	2 - Deshields, Russell, Montague	1 - Okot, Jordan, Montague	32 - DeShields
Arkansas 2/6	78-55 (+23)	16 - Jordan, Powe	11 - Okot	4 - Powe	5 - Jordan	4 - Montague	34 - Powe
Alabama 2/9	60-80 (-20)	14 - Powe	7 - Okot	4 - Jordan	6 - Jordan	1 - Thomas	32 - Powe
at Vanderbilt 2/13	85-77 (+8)	21 - Okot, Jordan	23 - Okot	4 - DeShields	4 - Okot	2 - Okot	43 - DeShields

2024-25 GAMES LED IN

POINTS	REBOUNDS	ASSISTS	STEALS	BLOCKS	MINUTES
Jordan16 (10-6)	Okot.....17 (11-6)	Russell10 (7-3)	Jordan15 (8-7)	Okot.....11 (5-6)	Powe.....9 (6-3)
Okot.....6 (6-0)	Jordan4 (4-0)	DeShields.....10 (8-2)	Okot.....4 (4-0)	Jordan8 (6-2)	Jordan8 (5-3)
Russell5 (4-1)	Russell4 (2-2)	McPhaul4 (1-3)	McPhaul3 (2-1)	Powe.....6 (5-1)	Russell4 (3-1)
Powe.....2 (1-1)	Montague.....2 (2-0)	Jordan3 (2-1)	DeShields.....3 (2-1)	Montague.....5 (3-2)	DeShields.....3 (2-1)
Montague.....1 (1-0)	Prater1 (1-0)	Powe.....2 (2-0)	Powe.....3 (3-0)	DeShields.....2 (1-1)	McPhaul2 (2-0)
	McPhaul1 (0-1)		Montague.....3 (2-1)	Ward.....2 (2-0)	Prater1 (1-0)
			Prater3 (2-1)	McPhaul2 (2-0)	
			Russell2 (1-1)	Prater2 (1-1)	
				Thomas.....2 (1-1)	
				Russell1 (1-0)	

2024-25 PLUS/MINUS RATIO BREAKDOWN

	RESULT	DESHIELDS	MCPHAUL	JORDAN	WARD	RUSSELL	PRATER	EDWARDS	CARRIERE	OKOT	THOMAS	MONTAGUE	POWE
Memphis 11/7	100-56 (+44)	+29	+20	+12	+4	+30	+21	+11	+4	+18	+12	+23	+36
Alcorn State 11/10	73-45 (+28)	+21	+18	+20	-	+15	+13	+2	-	0	+21	+11	+19
Alabama State 11/13	83-29 (+54)	+50	+9	+37	+10	+54	+5	+1	-3	+44	+9	+1	+53
Chattanooga 11/17	69-44 (+25)	+21	+4	+27	-5	+22	0	-	0	+19	+4	+2	+31
Mercer 11/20	81-44 (+37)	+38	+6	+40	-7	+29	+11	-4	-6	+36	-10	+13	+39
vs. Jacksonville 11/24	80-35 (+45)	+30	+29	+34	+9	+27	+1	+11	+2	+20	+9	+23	+30
vs. Utah 11/28	66-62 (+4)	+3	+3	0	-1	+2	+6	-	-	+1	+3	0	+3
vs. South Florida 11/29	59-52 (+7)	+1	+9	+2	-2	+8	+1	-	-	-3	0	+10	+9
at Georgia Tech 12/4	75-78 (-3)	-6	-	-2	-	+9	-6	-	-	0	-5	-2	-3
at Chicago State 12/8	102-42 (+60)	+39	-	+55	-	+54	+30	+10	-	+31	+20	+23	+38
vs. Belmont 12/14	73-70 (+3)	0	+5	+12	-6	+11	-18	-	-	+7	-1	-5	+10
at ULM 12/17	78-70 (+8)	+8	+8	+7	+1	-2	-3	-	-	+9	-1	0	+13
at UMES 12/20	70-52 (+18)	+25	+14	+10	+5	+10	+8	0	-	+12	+2	+4	-
SCSU 12/29	95-47 (+48)	+33	+32	+31	+22	+27	+36	+6	+5	+22	+12	+14	-
at Kentucky 1/2	69-91 (-22)	-7	-11	-17	-5	-26	+2	-	-	-10	-7	-5	-24
South Carolina 1/5	68-95 (-27)	-11	-22	-31	-2	-21	-14	0	-	-12	-5	-10	-7
Oklahoma 1/9	81-77 (+4)	-3	+7	+5	-	+3	+6	-	-	+8	0	-6	0
at Georgia 1/12	79-68 (+11)	-3	+16	+6	-	+15	+2	-	-	-1	-2	+14	+8
at Tennessee 1/16	73-86 (-13)	-12	-11	-13	-	-10	-5	+2	-	-8	-3	-6	-10
Ole Miss 1/19	63-71 (-8)	-2	-11	+4	-	-6	-12	-	-	-10	-3	+4	-4
Auburn 1/23	96-56 (+40)	+37	+13	+37	-	+27	+37	-7	-3	+17	+21	+6	+15
at Missouri 1/27	77-78 (-1)	+9	-	-1	-	+3	-4	-	-	+5	-2	-4	-11
at LSU 2/2	67-81 (-14)	-6	-11	-14	-	-5	-13	-	-	-10	-4	+1	-8
Arkansas 2/6	78-55 (+23)	+28	+6	+22	-	-2	+16	-	-1	+25	-8	+6	+23
Alabama 2/9	60-80 (-20)	-17	-16	-17	-	+1	-26	-	-	+2	-3	-13	-11
at Vanderbilt 2/13	85-77 (+8)	+18	-12	0	-	-6	+27	-	-	+11	-5	+6	+1
TOTALS		+323	+105	+266	+23	+269	+121	+32	-2	+233	+54	+110	+250
GAMES LED IN		5 (4-1)	1 (1-0)	6 (5-1)		2 (1-1)	5 (4-1)	2 (0-2)		2 (1-1)	1 (1-0)	3 (1-2)	3 (3-0)

2024-25 LEAD BREAKDOWN

	FIRST HALF			SECOND HALF/OT			FINAL			LARGEST		TIMES TIED	LEAD CHANGES	LED	TIME		BEST RUN
	MSU	OPP	MAR	MSU	OPP	MAR	MSU	OPP	MAR	LEAD	DEFICIT				TRAILED	TIED	
Memphis 11/7	36	25	+11	64	31	+33	100	56	+44	44 (4th, 0:08)	-	0	0	38:43	-	1:17	10 (4th, 5:56)
Alcorn State 11/10	44	23	+21	29	22	+7	73	45	+28	35 (4th, 8:21)	3 (1st, 8:54)	1	3	34:53	3:28	1:39	16 (2nd, 2:32)
Alabama State 11/13	43	16	+27	40	13	+27	83	29	+54	57 (4th, 4:43)	-	0	0	39:23	0:37	-	19 (4th, 6:46)
Chattanooga 11/17	29	24	+5	40	20	+20	69	44	+25	27 (4th, 2:37)	3 (1st, 8:41)	3	3	35:18	2:16	2:26	19 (2nd, 5:55)
Mercer 11/20	38	18	+20	43	26	+17	81	44	+37	45 (3rd, 0:10)	-	0	0	39:05	-	0:55	12 (3rd, 6:16)
vs. Jacksonville 11/24	32	19	+13	48	16	+32	80	35	+45	45 (4th, 0:25)	-	0	0	38:18	-	1:42	9 (3rd, 7:30)
vs. Utah 11/28	43	22	+21	23	40	-17	66	62	+4	24 (3rd, 7:09)	5 (1st, 9:04)	0	3	36:02	3:29	0:29	15 (4th, 1:23)
vs. South Florida 11/29	29	31	-2	30	21	+9	59	52	+7	7 (4th, 3:27)	6 (2nd, 9:11)	9	4	15:00	18:47	6:13	8 (3rd, 2:54)
at Georgia Tech 12/4	39	34	+5	36	44	-8	75	78	-3	7 (1st, 6:48)	5 (3rd, 4:33)	5	17	24:38	10:55	4:27	7 (1st, 6:48)
at Chicago State 12/8	63	17	+46	39	25	+14	102	42	+60	62 (4th, 3:39)	-	0	0	39:46	-	0:14	18 (2nd, 0:00)
vs. Belmont 12/14	24	29	-5	49	41	+8	73	70	+3	7 (4th, 2:38)	11 (3rd, 2:12)	6	4	9:09	28:28	2:23	10 (4th, 7:39)
at ULM 12/17	38	37	+1	40	33	+7	78	70	+8	12 (3rd, 3:48)	1 (1st, 0:52)	5	6	34:58	1:12	3:50	8 (2nd, 2:18)
at UMES 12/20	37	29	+8	33	23	+10	70	52	+18	20 (4th, 1:41)	-	0	0	38:58	-	1:02	9 (1st, 4:25)
SCSU 12/29	53	23	+30	42	24	18	85	47	+48	48 (4th, 0:01)	2 (1st, 9:19)	1	1	38:09	00:25	1:26	10 (4th, 6:56)
at Kentucky 1/2	35	49	-14	34	42	-7	69	91	-22	-	25 (3rd, 6:29)	0	0	0:00	39:34	0:26	7 (3rd, 5:05)
South Carolina 1/5	34	42	-8	34	53	-19	68	95	-27	11 (2nd, 6:48)	29 (4th, 0:53)	1	6	14:14	23:29	3:27	6 (1st, 5:28)
Oklahoma 1/9	33	32	+1	48	45	+3	81	77	+4	14 (2nd, 6:59)	4 (1st, 7:03)	8	11	26:03	11:09	3:48	9 (4th, 9:45)
at Georgia 1/12	41	27	+14	38	41	-3	79	68	+11	15 (2nd, 1:02)	3 (1st, 4:25)	1	4	35:59	3:13	0:48	14 (2nd, 1:02)
at Tennessee 1/16	34	43	-9	39	43	-4	73	86	-13	5 (1st, 5:07)	15 (4th, 7:54)	2	4	5:26	30:41	3:53	9 (1st, 5:07)
Ole Miss 1/19	29	34	-5	34	37	-3	63	71	-8	10 (1st, 4:35)	8 (4th, 1:39)	7	9	17:24	17:59	4:37	7 (2nd, 6:53)
Auburn 1/23	48	17	+31	48	39	9	96	56	+40	46 (4th, 4:21)	3 (1st, 9:18)	1	3	35:15	3:34	1:11	24 (2nd, 2:15)
at Missouri 1/27	43	41	+2	34	37	-3	77	78	-1	9 (3rd, 6:08)	4 (2nd, 3:39)	18	20	22:02	5:35	12:23	8 (1st, 5:11)
at LSU 2/2	35	41	-6	32	40	-8	67	81	-14	-	18 (2nd, 4:48)	0	0	-	39:49	0:11	12 (2nd 2:25)
Arkansas 2/6	49	30	+19	29	25	+4	78	55	+23	27 (4th, 4:05)	-	0	0	39:38	-	0:22	10 (2nd, 0:26)
Alabama 2/9	22	47	-25	38	33	+5	60	80	-20	-	28 (2nd, 1:27)	0	0	-	39:12	0:48	11 (4th, 4:06)
at Vanderbilt 2/13	29	31	-2	56	46	+10	85	77	+8	8 (2nd OT, 0:59)	10 (1st, 0:55)	13	12	14:55	27:15	7:50	11 (2nd, 2:36)

2024-25 STARTING LINEUP BREAKDOWNS

STARTING LINEUPS BY GAME

Memphis 11/7	DeShields	Jordan	Russell	Powe	Okot
Alcorn State 11/10	DeShields	Jordan	Russell	Powe	Okot
Alabama State 11/13	DeShields	Jordan	Russell	Powe	Okot
Chattanooga 11/17	DeShields	Jordan	Russell	Powe	Okot
Mercer 11/20	DeShields	Jordan	Russell	Powe	Okot
vs. Jacksonville 11/24	DeShields	Jordan	Russell	Powe	Okot
vs. Utah 11/28	DeShields	Jordan	Russell	Powe	Okot
vs. South Florida 11/29	DeShields	Jordan	Russell	Powe	Okot
at Georgia Tech 12/4	DeShields	Jordan	Russell	Powe	Okot
at Chicago State 12/8	DeShields	Jordan	Russell	Powe	Okot
vs. Belmont 12/14	DeShields	Jordan	Russell	Powe	Okot
at ULM 12/17	DeShields	Jordan	Russell	Powe	Okot
at UMES 12/20	DeShields	McPhaul	Jordan	Prater	Okot
SCSU 12/29	DeShields	Jordan	Russell	Prater	Okot
at Kentucky 1/2	DeShields	Jordan	Russell	Powe	Okot
South Carolina 1/5	DeShields	Jordan	Russell	Powe	Okot
Oklahoma 1/9	DeShields	Jordan	Russell	Powe	Okot
at Georgia 1/12	DeShields	Jordan	Russell	Powe	Okot
at Tennessee 1/16	DeShields	Jordan	Russell	Powe	Okot
Ole Miss 1/19	DeShields	Jordan	Russell	Powe	Okot
Auburn 1/23	DeShields	Jordan	Russell	Powe	Okot
at Missouri 1/27	DeShields	Jordan	Russell	Powe	Okot
at LSU 2/2	DeShields	Jordan	Prater	Powe	Okot
Arkansas 2/6	DeShields	Jordan	Prater	Powe	Okot
Alabama 2/9	DeShields	Jordan	Prater	Powe	Okot
at Vanderbilt 2/13	DeShields	Jordan	Prater	Powe	Okot

STARTING LINEUPS WIN/LOSS

14-6	DeShields	Jordan	Russell	Powe	Okot
2-2	Deshields	Jordan	Prater	Powe	Okot
1-0	DeShields	McPhaul	Jordan	Prater	Okot
1-0	DeShields	Jordan	Russell	Prater	Okot

STARTERS/BENCH POINTS PRODUCTION

	MISSISSIPPI STATE		OPPONENT	
	STARTERS	BENCH	STARTERS	BENCH
Memphis 11/7	67	33	44	12
Alcorn State 11/10	43	30	24	21
Alabama State 11/13	52	31	5	24
Chattanooga 11/17	61	8	34	10
Mercer 11/20	54	27	38	6
vs. Jacksonville 11/24	43	37	23	12
vs. Utah 11/28	56	10	50	12
vs. South Florida 11/29	48	11	41	11
at Georgia Tech 12/4	63	12	48	30
at Chicago State 12/8	68	34	26	16
vs. Belmont 12/14	58	15	58	12
at ULM 12/17	56	22	44	26
at UMES 12/20	50	20	41	11
SCSU 12/29	59	36	21	26
at Kentucky 1/2	39	30	86	5
South Carolina 1/5	45	23	54	41
Oklahoma 1/9	59	22	53	24
at Georgia 1/12	65	14	56	12
at Tennessee 1/16	46	27	63	23
Ole Miss 1/19	50	13	66	5
Auburn 1/23	62	34	48	8
at Missouri 1/27	71	6	66	12
at LSU 2/2	34	33	74	7
Arkansas 2/6	61	17	44	11
Alabama 2/9	42	18	69	11
at Vanderbilt 2/13	67	18	55	22
TOTALS	1419	581	1231	410
AVERAGES	54.6	22.4	47.3	15.8

2024-25 MISCELLANEOUS STATISTICS

JUMP BALLS WON

Mississippi State	19 (15-4)
Opponents	7 (3-4)
Overtime	

SCORING SUMMARY

ALL GAMES

	1ST	2ND	3RD	4TH	OT	TOTAL
Mississippi State	494 (+95)	486 (+104)	522 (+113)	478 (+39)	20 (+8)	2,000 (+359)
Opponents	399	382	409	439	12	1,641

SEC GAMES

	1ST	2ND	3RD	4TH	OT	TOTAL
Mississippi State	208 (-12)	224 (+10)	232 (-7)	212 (-18)	20 (+8)	896 (-19)
Opponents	220	214	239	230	12	915

WIN/LOSS MARGIN

	1	2	3	4	5	6	7	8	9	10-14	15-19	20+
Wins	-	-	1	1	-	-	-	2	-	1	1	12
Losses	1	-	1	-	-	-	-	1	-	2	-	3

LEADS AND DEFICITS

Largest Lead After First Quarter	22 (31-9), at Chicago State, 12/8/24
Largest Halftime Lead	46 (63-17), at Chicago State, 12/8/24
Largest Halftime Lead Blown	5 (39-34), at Georgia Tech, 12/4/24
Largest Halftime Deficit	25, (22-47), vs. Alabama, 2/9/25
Largest Halftime Deficit Overcome	5, (24-29), vs. Belmont, 12/14/24
Largest 1st Half Lead	46 (63-17), at Chicago State, 12/8/24
Largest 1st Half Lead Blown	7 (7-0, 35-28, 39-32), at Georgia Tech, 12/4/24
Largest 1st Half Deficit	28, (17-45), vs. Alabama, 2/9/25
Largest 1st Half Deficit Overcome	10, (9-19), at Vanderbilt, 2/13/25
Largest Lead After Third Quarter	52 (85-33), at Chicago State, 12/8/24
Largest 2nd Half Lead	62 (100-38, 98-36), at Chicago State, 12/8/24
Largest 2nd Half Lead Blown	3 (42-39, 62-59), at Georgia Tech, 12/4/24
Largest 2nd Half Deficit	29, (66-95), vs. South Carolina, 1/5/25
Largest 2nd Half Deficit Overcome	11, (37-48), vs. Belmont, 12/14/24
Largest Overall Lead	62 (100-38, 98-36), at Chicago State, 12/8/24
Largest Overall Lead Blown	9 (16-5, 53-44), at Missouri, 1/27/25
Largest Overall Deficit	29, (66-95), vs. South Carolina, 1/5/25
Largest Overall Deficit Overcome	11, (37-48), vs. Belmont, 12/14/24
Largest Margin of Victory	60 (102-42), at Chicago State, 12/8/24

HOME/ROAD/NEUTRAL SPLITS

Field Goal% / Opp. Field Goal% At Home	47.9 (360-751) / 37.8 (256-677)
Field Goal% / Opp. Field Goal% On The Road	45.3 (302-667) / 38.8 (255-658)
Field Goal% / Opp. Field Goal% At Neutral Site	44.1 (105-238) / 33.0 (74-224)
Three-Point Field Goal% / Opp. Three-Point Field Goal% At Home	35.5 (88-248) / 28.0 (65-232)
Three-Point Field Goal% / Opp. Three-Point Field Goal% On The Road	31.6 (72-228) / 35.5 (87-245)
Three-Point Field Goal% / Opp. Three-Point Field Goal% At Neutral Site	20.3 (15-74) / 23.2 (22-95)
Free Throw% / Opp Free Throw% At Home	74.7 (139-186) / 72.2 (122-169)
Free Throw% / Opp Free Throw% On The Road	67.3 (99-147) / 79.2 (126-159)
Free Throw% / Opp Free Throw% At Neutral Site	68.8 (53-77) / 71.0 (49-69)
Scoring Average / Opp. Scoring Average At Home	78.9 / 58.3 (+20.6)
Scoring Average / Opp. Scoring Average On The Road	77.5 / 72.3 (+5.2)
Scoring Average / Opp. Scoring Average At Neutral Site	69.5 / 54.8 (+14.8)

ATTENDANCE

	GAMES	RECORD	TOTAL	AVERAGE	HIGHEST
Home	12	9-3	57,254	4,771	6,925
Away	10	5-5	37,531	3,753	11,275
Neutral	4	4-0	6,992	1,748	3,846

MISSISSIPPI STATE QUARTER BREAKDOWN

Most 1st Quarter Points	31, at Chicago State, 12/8/24
Most 2nd Quarter Points	33, vs. Auburn, 1/23/25
Most 3rd Quarter Points	35, vs. Auburn, 1/23/25
Most 4th Quarter Points	32, vs. Belmont, 12/14/24
Most Overtime Points	20, at Vanderbilt, 2/13/25
Fewest 1st Quarter Points	9, at Vanderbilt, 2/13/25
Fewest 2nd Quarter Points	9, vs. Ole Miss, 1/19/25
Fewest 3rd Quarter Points	11, vs. South Carolina, 1/5/25
Fewest 4th Quarter Points	7, vs. Alcorn State, 11/10/24
Fewest Overtime Points	20, at Vanderbilt, 2/13/25

OPPONENTS QUARTER BREAKDOWN

Most 1st Quarter Points	26, vs. Alabama, 2/9/25
Most 2nd Quarter Points	29, vs. South Carolina, 1/5/25
Most 3rd Quarter Points	26, vs. South Carolina, 1/5/25
Most 4th Quarter Points	28, vs. Oklahoma, 1/9/25
Most Overtime Points	12, at Vanderbilt, 2/13/25
Fewest 1st Quarter Points	7, vs. Alabama State, 11/13/24
Fewest 2nd Quarter Points	4, vs. Auburn, 1/23/25
Fewest 3rd Quarter Points	1, vs. Alabama State, 11/13/24 (PROGRAM RECORD)*
Fewest 4th Quarter Points	9, at Chicago State, 12/8/24, vs. Jacksonville, 11/24/24
Fewest Overtime Points	12, at Vanderbilt, 2/13/25

**denotes program record for lowest amount of points scored in any quarter.*

HALF BREAKDOWN

Most Mississippi State Half Points	64 (34, 30, 2H), vs. Memphis, 11/7/24
Most Mississippi State 1st Half Points	63 (31, 32), at Chicago State, 12/8/24
Most Mississippi State 2nd Half Points	64 (34, 30), vs. Memphis, 11/7/24
Fewest Mississippi State Half Points	23 (11, 12), vs. Utah, 11/28/24
Fewest Mississippi State 1st Half Points	22, (11, 11), vs. Alabama, 2/9/25
Fewest Mississippi State 2nd Half Points	23 (11, 12), vs. Utah, 11/28/24
Most Opponent Half Points	49 (25, 24, 1H), at Kentucky, 1/2/25
Most Opponent 1st Half Points	49 (25, 24), at Kentucky, 1/2/25
Most Opponent 2nd Half Points	53 (26, 29), vs. South Carolina, 1/5/25
Fewest Opponent Half Points	13 (1, 12, 2H), vs. Alabama State, 11/13/24
Fewest Opponent 1st Half Points	16 (7, 9), vs. Alabama State, 11/13/24
Fewest Opponent 2nd Half Points	13 (1, 12, 2H), vs. Alabama State, 11/13/24

MISSISSIPPI STATE OFFENSIVE PRODUCTION (FIELD-GOAL PERCENTAGE)

10 FG%	
20 FG%	
30 FG% (6, 3-3)	Last: 38.9 at Vanderbilt (Feb. 13)
40 FG% (13, 9-4)	Last: 47.1 vs. Arkansas (Feb. 6)
50 FG% (6, 5-1)	Last: 59.4 vs. SCSU (Dec. 29)
60 FG% (1, 1-0)	Last: 62.3 vs. Auburn (Jan. 23)

(TOTAL GAMES, RECORD IN GAMES)

MISSISSIPPI STATE DEFENSIVE PRODUCTION (OPPONENT FIELD-GOAL PERCENTAGE)

10 FG% (1, 1-0)	Last: 18.9 vs Jacksonville (Nov. 24)
20 FG% (6, 6-0)	Last: 28.8 at Chicago State (Dec. 8)
30 FG% (10, 9-1)	Last: 37.2 at Vanderbilt (Feb. 13)
40 FG% (6, 2-4)	Last: 40.5 at LSU (Feb. 2)
50 FG% (3, 0-3)	Last: vs Alabama (Feb. 9)

(TOTAL GAMES, RECORD IN GAMES)

2024-25 SPECIALTY SCORING STATISTICS

	TURNOVERS				PAINT				SECOND CHANCE				FAST BREAKS				BENCH			
	MSU	OPP	MAR	1H/2H	MSU	OPP	MAR	1H/2H	MSU	OPP	MAR	1H/2H	MSU	OPP	MAR	1H/2H	MSU	OPP	MAR	1H/2H
Memphis 11/7	23	4	+19	7/16	46	16	+30	12/34	24	11	+13	8/16	15	11	+4	11/4	33	12	+21	9/24
Alcorn State 11/10	29	9	+20	19/10	30	10	+20	20/10	14	8	+6	8/6	11	1	+10	6/5	30	21	+9	17/13
Alabama State 11/13	36	11	+25	18/18	36	6	+30	14/22	25	9	+16	8/17	12	0	+12	6/6	31	24	+7	13/18
Chattanooga 11/17	19	6	+13	7/12	36	12	+24	12/24	13	21	-8	5/8	7	6	+1	2/5	8	10	-2	6/2
Mercer 11/20	17	12	+5	9/8	44	14	+30	20/24	7	2	+5	2/5	7	13	-6	2/5	27	6	+21	9/18
vs. Jacksonville 11/24	21	12	+9	5/16	50	18	+32	20/30	20	4	+16	10/10	11	1	+10	2/9	37	12	+25	12/25
vs. Utah 11/28	15	24	-9	3/12	28	24	+4	8/20	14	13	+1	2/12	5	5	-	0/5	10	12	-2	7/3
vs. South Florida 11/29	19	4	+15	11/8	38	26	+12	20/18	9	5	+4	7/2	10	5	+5	5/5	12	11	+1	2/10
at Georgia Tech 12/4	2	13	-11	0/2	42	34	+8	26/16	0	9	-9	0/0	11	4	+7	9/2	12	30	-18	6/6
at Chicago State 12/8	32	12	+20	19/13	50	22	+28	26/24	22	9	+13	10/12	16	8	+8	10/6	34	16	+18	19/15
vs. Belmont 12/14	12	16	-4	6/6	46	24	+22	12/34	18	3	+15	10/8	6	11	-5	0/6	15	12	+3	4/11
at ULM 12/17	16	24	-8	10/6	44	24	+20	26/18	11	15	-4	7/4	7	6	+1	2/5	22	26	-4	16/6
at UMES 12/20	20	6	-14	12/8	50	18	+32	24/26	6	3	+3	2/4	9	0	+9	5/4	20	11	+9	9/11
SCSU 12/29	16	28	-12	10/6	42	16	+26	28/14	15	3	+12	13/2	23	6	+17	13/10	36	26	+10	17/19
at Kentucky 1/2	8	15	-4	2/6	42	12	+30	22/20	18	8	+10	9/9	4	2	+2	0/4	30	5	+25	12/18
South Carolina 1/5	6	23	-17	6/0	42	44	-2	22/20	9	11	-2	5/4	6	15	-9	4/2	23	41	-18	6/17
Oklahoma 1/9	25	12	+13	9/16	30	32	-2	12/18	10	11	-1	4/6	14	20	-6	5/9	22	24	-2	7/15
at Georgia 1/12	8	21	-13	6/2	24	20	+4	6/18	9	17	-8	3/6	4	11	-7	0/4	14	12	+2	14/0
at Tennessee 1/16	14	30	-16	5/9	34	28	+6	18/16	12	9	+3	6/6	21	13	+8	10/11	27	23	+4	10/17
Ole Miss 1/19	10	26	-16	0/10	30	42	-12	14/16	7	5	+2	2/5	7	6	+1	0/7	13	5	+8	4/9
Auburn 1/23	15	15	0	7/8	56	26	+30	32/24	17	8	+9	10/7	15	4	+11	6/9	34	8	+26	23/11
at Missouri 1/27	8	15	-7	2/6	32	26	+6	14/18	15	13	+2	4/11	13	6	+7	8/5	6	12	-6	4/2
at LSU 2/2	19	23	-4	11/8	36	40	-4	20/16	11	12	-1	6/5	2	11	-9	0/2	33	7	+26	23/10
Arkansas 2/6	27	14	+13	15/12	44	28	+16	24/20	15	5	+10	6/9	12	14	-2	6/6	17	11	+6	10/7
Alabama 2/9	16	11	+5	7/9	26	32	-6	10/16	6	16	-10	2/4	5	18	-13	0/5	18	11	+7	5/13
at Vanderbilt 2/13	17	26	-9	6/11	66	30	+33	20/46	24	9	+15	12/12	8	18	-10	0/8	18	22	-4	7/11
TOTALS	450	412	+62	212/238	1044	624	+417	482/562	351	239	+112	160/190	261	215	+46	112/149	582	410	+172	271/311
AVERAGES	17.3	15.8	+2.4		40.2	24.0	+16.0		13.5	9.2	+4.3		10.0	8.3	+1.8		22.4	15.8	+6.6	
W/L/T IN EACH STAT	11 (10-1) / 14 (7-7) / 1 (1-0)				21 (17-4) / 5 (1-4) / 0				18 (14-4) / 8 (4-4) / 0				16 (11-5) / 9 (6-3) / 1 (1-0)				18 (13-5) / 8 (5-3) / 0			

2024-25 PLAYER PRODUCTION CHARTS

0 | JR. | G | 5-5 | DENIM DESHIELDS

	22-23*	23-24*	24-25	CAREER
Double-Double	1	1		2
10+ Points	19	19	3	41
20+ Points	5	7		12
30+ Points	1	1		2
3+ 3FG Made	4	1		5
5+ Free Throws Made	6	7	1	14
5+ Rebounds	7	9		16
5+ Assists	13	17	7	37
10+ Rebounds				
10+ Assists	2	2		4
3+ Blocks				
3+ Steals	2	6	4	12

* AT UAB (2022-24)

1 | R-JR. | G | 5-9 | DESTINEY MCPHAUL

	24-25	CAREER
Double-Double		
10+ Points	11	11
20+ Points		
30+ Points		
3+ 3FG Made	2	2
5+ Free Throws Made	2	2
5+ Rebounds	2	2
5+ Assists	4	4
10+ Rebounds		
10+ Assists		
3+ Blocks		
3+ Steals	4	4

2 | GR. | G | 5-10 | JERKAILA JORDAN

	20-21*	21-22	22-23	23-24	24-25	CAREER
Double-Double	3	1	7		4	15
10+ Points	23	21	20	27	20	111
20+ Points	10	6	5	11	10	42
30+ Points				1	1	2
3+ 3FG Made	6	5	7	2	4	24
5+ Free Throws Made	6	1	3	8	5	24
5+ Rebounds	9	16	18	21	16	80
5+ Assists	1		1	3	1	6
10+ Rebounds	3	2	7	4		16
10+ Assists						
3+ Blocks	2	1	2	2		7
3+ Steals	9	10	14	13	8	54

* AT TULANE (2020-21)

4 | GR. | G/F | 6-0 | ENIYA RUSSELL

	20-21*	21-22*	22-23!	23-24!	24-25	CAREER
Double-Double					1	1
10+ Points	2	2	16	18		38
20+ Points			4	2	6	12
30+ Points						
3+ 3FG Made			4		4	8
5+ Free Throws Made	1		5		6	11
5+ Rebounds	1	1	10	12	24	48
5+ Assists		2	9		11	22
10+ Rebounds			2	2	2	6
10+ Assists						
3+ Blocks						
3+ Steals			1	1	2	4

! AT KENTUCKY (2022-24), * AT SOUTH CAROLINA (2020-22)

5 | GR. | G/F | 5-10 | CHANDLER PRATER

	20-21*	21-22*	22-23*	23-24!	24-25	CAREER
Double-Double	4	1				5
10+ Points	3	11	14	3	6	37
20+ Points		2				2
30+ Points						
3+ 3FG Made		1		1		2
5+ Free Throws Made		2	3			5
5+ Rebounds	1	13	19	3	11	47
5+ Assists		1	5	1		7
10+ Rebounds		6	1			7
10+ Assists						
3+ Blocks		2				2
3+ Steals	1	2	9	1		13

! AT OKLAHOMA STATE (2023-24), * AT KANSAS (2020-23)

6 | FR. | G | 5-10 | SHAKIRAH EDWARDS

	24-25	CAREER
Double-Double		
10+ Points		
20+ Points		
30+ Points		
3+ 3FG Made		
5+ Free Throws Made		
5+ Rebounds		
5+ Assists		
10+ Rebounds		
10+ Assists		
3+ Blocks		
3+ Steals		

8 | FR. | G/F | 6-2 | ANAISHA CARRIERE

	24-25	CAREER
Double-Double		
10+ Points		
20+ Points		
30+ Points		
3+ 3FG Made		
5+ Free Throws Made		
5+ Rebounds		
5+ Assists		
10+ Rebounds		
10+ Assists		
3+ Blocks		
3+ Steals		

2024-25 PLAYER PRODUCTION CHARTS

11 | FR. | F | 6-2 | TAHJ-MONET BLOOM

	24-25	CAREER
Double-Double		
10+ Points		
20+ Points		
30+ Points		
3+ 3FG Made.....		
5+ Free Throws Made		
5+ Rebounds.....		
5+ Assists.....		
10+ Rebounds		
10+ Assists.....		
3+ Blocks		
3+ Steals		

13 | R-FR. | C | 6-7 | ROCÍO JIMÉNEZ

	24-25	CAREER
Double-Double		
10+ Points		
20+ Points		
30+ Points		
3+ 3FG Made.....		
5+ Free Throws Made		
5+ Rebounds.....		
5+ Assists.....		
10+ Rebounds		
10+ Assists.....		
3+ Blocks		
3+ Steals		

14 | SR. | F/C | 6-2 | KAYLA THOMAS

	21-22*	22-23*	23-24!	24-25	CAREER
Double-Double			1		1
10+ Points		7			7
20+ Points					
30+ Points					
3+ 3FG Made.....					
5+ Free Throws Made		1			1
5+ Rebounds.....	1	11			12
5+ Assists.....					
10+ Rebounds	1				1
10+ Assists.....					
3+ Blocks					
3+ Steals					

! AT GEORGIA SOUTHERN (2023-24), * AT PENN STATE (2021-23)

15 | JR. | C | 6-6 | MADINA OKOT

	24-25	CAREER
Double-Double	9	9
10+ Points	17	17
20+ Points	2	2
30+ Points		
3+ 3FG Made.....		
5+ Free Throws Made		
5+ Rebounds.....	24	24
5+ Assists.....		
10+ Rebounds	13	13
10+ Assists.....		
3+ Blocks	2	2
3+ Steals	4	4

21 | JR. | G/F | 6-1 | DEBREASHA POWE

	22-23	23-24	24-25	CAREER
Double-Double	2			2
10+ Points	10	13	7	30
20+ Points	1	2		3
30+ Points				
3+ 3FG Made.....	3	10	8	21
5+ Free Throws Made		1		1
5+ Rebounds.....	19	10	6	35
5+ Assists.....				
10+ Rebounds	2			2
10+ Assists.....				
3+ Blocks	1	1	1	3
3+ Steals	4	2	2	8

24 | SO. | F/C | 6-5 | QUANIRAH MONTAGUE

	23-24	24-25	CAREER
Double-Double	1	1	2
10+ Points	1	3	4
20+ Points			
30+ Points			
3+ 3FG Made.....			
5+ Free Throws Made			
5+ Rebounds.....	4	12	16
5+ Assists.....			
10+ Rebounds	1	2	3
10+ Assists.....			
3+ Blocks	2	1	3
3+ Steals			

THE LAST TIME

A MISSISSIPPI STATE TEAM

Won 30 Consecutive Games.....	32, 11/10/17-3/3/18
Won 10 Consecutive Home Games.....	32, 3/17/17-2/10/19
Won 10 Consecutive Road Games.....	14, 12/20/18-1/9/20
Lost Five Consecutive Games.....	5, 2/11/24-2/29/24
Defeated A No. 1 Team.....	vs. No. 1 UConn 66-64, 3/31/17
Defeated A Top-10 Team.....	vs. No. 10/11 Oklahoma 81-77, 1/9/25
Defeated A Top-10 Team At Home.....	vs. No. 10/11 Oklahoma 81-77, 1/9/25
Defeated A Top-25 Team.....	vs. No. 10/11 Oklahoma 81-77, 1/9/25
Defeated A Top-25 Team On The Road.....	at No. 23 Tennessee 72-55, 2/6/20
Overcame A 10-Point Deficit To Win.....	11, vs. Belmont, 12/14/24
Overcame A 10-Point Halftime Deficit To Win.....	11, at Auburn, 2/21/20
Overcame A Five-Point Deficit In Fourth Quarter To Win.....	6, at Kentucky, 2/1/24
Won An Overtime Game.....	at Kentucky, 77-74 (OT), 2/1/24
Lost An Overtime Game.....	at Ole Miss, 71-75 (OT), 2/18/24
Won A Double Overtime Game.....	at Vanderbilt, 85-77 (2OT), 2/13/25
Lost A Double Overtime Game.....	at Kentucky, 90-92 (2OT), 2/12/15
Scored 100 Points.....	102, at Chicago State, 12/8/24
Scored 100 Points In Three-Straight Games.....	4, 11/15/18-11/24/18
Scored 100 Points At Home.....	100, vs. Memphis, 11/7/24
Scored 100 Points On The Road.....	102, at Chicago State, 12/8/24
Scored 100 Points At Neutral Site.....	102, vs. Tulsa, 11/26/23
Scored 90 Points.....	96, vs. Auburn, 1/23/25
Scored 90 Points On The Road.....	102, at Chicago State, 12/8/24
Two Players Score 30 Points.....	McCowan (35) and Vivians (30), vs. Oregon, 12/13/17
Three Players Score 20 Points.....	Espinoza-Hunter (24), McCowan (24), Scott (20), vs. Arkansas, 3/10/19
Two Players Score 20 Points.....	Jordan (21) and Okot (21), at Vanderbilt, 2/13/25
Made 50 Field Goals.....	53, vs. Judson College, 2/24/86
Made 40 Field Goals.....	40, at Chicago State, 12/8/24
Attempted 80 Field Goals.....	87, vs. McNeese State, 12/1/21
Attempted 90 Field Goals.....	90 at Vanderbilt, 2/13/25
Attempted 100 Field Goals.....	104, vs. Montevallo 11/19/79
Shot 60% from the field.....	62.3, vs. Auburn, 1/23/25
Shot 55% from the field.....	59.4, vs. South Carolina State, 12/29/24
Made 10 Three-Point Field Goals.....	14, at Georgia, 1/12/25
Made 15 Three-Point Field Goals.....	18, vs. Troy, 12/14/20
Attempted 30 Three-Point Field Goals.....	31, at LSU, 2/2/25
Shot 55% From Three.....	55.0 (11-20), vs. Missouri, 3/3/24
Shot 60% From Three.....	62.5 (5-8), at Ole Miss, 3/1/20
Shot 65% From Three.....	68.8 (11-16), vs. Old Dominion 12/19/22
Made 25 Free Throws.....	25, vs. Grambling State, 12/4/22
Made 30 Free Throws.....	33, vs. Louisiana Tech, 12/11/14
Attempted 30 Free Throws.....	38, vs. Mississippi Valley State, 12/29/23
Attempted 45 Free Throws.....	46, vs. Louisiana Tech, 12/11/14
Shot 90% From Free Throw Line (Min. 10 Made).....	95 (20-21), vs. Chattanooga, 11/17/24
Had 65 Rebounds.....	65, at Vanderbilt, 2/13/25
Had 70 Rebounds.....	70, vs. Alcorn State, 11/6/23
Had 75 Rebounds.....	78, vs. Judson College, 2/24/86
Had 25 Assists.....	27, vs. South Carolina State, 12/29/24
Had 35 Assists.....	37, vs. Memphis, 1/3/80
Had 10 Blocked Shots.....	12, vs. Mississippi Valley State, 12/29/23
Had 15 Steals.....	16, vs. South Carolina State, 12/29/24
Had 20 Steals.....	20, vs. Mississippi Valley State, 11/24/15
Had 30 Steals.....	30, vs. New Orleans, 11/17/13
Had Four Freshmen Start A Single Game.....	4, at Vanderbilt, 1/12/06

AN OPPONENT

Scored 35 Points Or Less.....	35, vs. Jacksonville, 11/24/24
Scored 30 Points Or Less.....	29, vs. Alabama State, 11/13/24
Shot 60% From The Field.....	61.0%, vs. Florida, 2/11/24
Shot 55% From The Field.....	55.8%, vs. Clemson, 11/24/23
Shot Below 20% From The Field.....	18.9%, vs. Jacksonville, 11/24/24
Made 10 Or Less Field Goals.....	10, vs. Jacksonville, 11/24/24

A MISSISSIPPI STATE PLAYER

Scored 30 Points.....	36, Jerkaila Jordan at Penn State, 3/28/24
Scored 40 Points.....	40, Jerkaila Jordan at Missouri, 1/27/25
Scored 45 Points.....	47, Tan White vs. Vanderbilt (2OT), 2/3/05
Scored In Double Figures In 100-Straight Games.....	125, LaToya Thomas, 11/19/99-3/24/03
Scored In Double Figures In 10-Straight Games.....	17, Anastasia Hayes, 12/1/21-2/3/22
Scored 30 Points In Two-Straight Games.....	Tan White, vs. Arkansas, 3/3/05, vs. Auburn, 2/27/05
Scored 20 Points In Five-Straight Games.....	5, Jerkaila Jordan, 11/29/24-12/17/24
Scored 20 Points In 10-Straight Games.....	12, LaToya Thomas, 2/1/01-3/20/01
Had All Five Starters In Double Figures.....	vs. Tulsa, 11/26/23
Had Six Players Scored In Double Figures.....	6, vs. South Carolina State, 12/29/24
Had Five Players Scored In Double Figures In Two-Straight Games.....	2, vs. Murray State, 11/15/19, vs. Troy, 11/18/19
Made 15 Field Goals.....	18, Rickea Jackson vs. McNeese State, 12/1/21
Made 20 Field Goals.....	20, LaToya Thomas vs. Tulsa, 11/17/02
Made 10 Three-Point Field Goals.....	10, Lauren Park-Lane at Colorado State, 12/20/23
Made 10 Free Throws.....	10, Jerkaila Jordan at Penn State, 3/28/24
Made 15 Free Throws.....	18, Jennifer Fambrough vs. Northwestern State, 12/19/98
Had 15 Rebounds.....	15, Madina Okot and Jerkaila Jordan vs. Belmont, 12/14/24
Had 20 Rebounds.....	23, Madina Okot at Vanderbilt, 2/13/25
Had 25 Rebounds.....	25, Teaira McCowan vs. Louisville, 3/30/18
Had 10 Rebounds In Five-Straight Games.....	7, Teaira McCowan, 2/28/19-3/24/19
Had Four Players Record 10 Rebounds.....	Barnum, Carter, Montague, Rogers, vs. Mississippi Valley State, 2/29/23
Had 10 Offensive Rebounds.....	11, Jessika Carter vs. Jackson State, 12/14/23
Had 10 Defensive Rebounds.....	11, Jerkaila Jordan, vs. Belmont, 12/14/24
Had 15 Defensive Rebounds.....	16, Jessika Carter vs. Kentucky, 2/22/24
Had 10 Assists.....	10, Darrione Rogers vs. Mississippi Valley State, 11/29/23
Had 15 Assists.....	17, Polly Branch vs. Bryan, 2/1/86
Blocked Five Shots.....	5, Jerkaila Jordan, at Chicago State, 12/8/24
Blocked 10 Shots.....	10, Martha Alwal vs. Jacksonville State, 11/11/11
Had Six Steals.....	6, Miracle Sheppard vs. LSU, 1/29/24
Had Seven Steals.....	7, Miracle Sheppard vs. Kennesaw State, 12/11/23
Had 20 Points And 10 Assists.....	Lauren Park-Lane, 20 points and 10 assists vs. Miami (Fla.), 11/29/23
Had 15 Points And 15 Rebounds.....	Jerkaila Jordan, 24 points and 15 rebounds, vs. Belmont 12/14/24
Had 20 Points And 15 Rebounds.....	Jerkaila Jordan, 24 points and 15 rebounds, vs. Belmont 12/14/24
Had 20 Points And 20 Rebounds.....	Madina Okot, 21 points and 23 rebounds at Vanderbilt, 2/13/25
Had A Double-Double In Three-Straight Games.....	3, Madina Okot, 12/8/24-12/17/24
Had A Double-Double In Five-Straight Games.....	8, Teaira McCowan, 2/28/19-3/29/19
Had Two Players Record A Double-Double.....	Jordan, Okot vs. Arkansas, 2/6/25
Had Three Players Record A Double-Double.....	Barnum, Carter, Montague vs. Mississippi Valley State, 2/29/23
Had 10 Double-Doubles In A Season.....	13, Jessika Carter, 2023-24
Had A Triple-Double.....	Darrione Rogers, 14 points, 12 rebounds, 10 assists vs. Mississippi Valley State, 12/29/23
Had 15 Points, 10 Rebounds and Five Steals.....	Madina Okot, 17 points, 12 rebounds, Five steals, vs. Alabama State, 11/13/24
Had 15 Points, 10 Rebounds and Five Assists.....	Eniya Russell, 16 points, 10 rebounds, six assists at UMES, 12/20/24

MISSISSIPPI STATE WOMEN'S BASKETBALL

2024-25 BOX SCORES

1

MISSISSIPPI STATE 100, MEMPHIS 56

Nov. 7, 2024 | Starkville, Miss. | Humphrey Coliseum | 4,971



Official Basketball Box Score - Final
Memphis at Mississippi St.
11/07/24 Humphrey Coliseum, Starkville
2024-25 Women's Basketball

Game Time: 6:32 PM
Game Duration: 1:52
Attendance: 4,971

Officials: Natasha Curry, Leah Lanie, Nic Cappel

Memphis - 56

Record: 1-1

NO. Name		Min	FG		3P	Rebounds			Fouls		TP	AS	TO	ST	Blocks		BS +/-	
			M-A	M-A	FT	OR	DR	TOT	PF	FD					BS	BA		
7 Hannah Riddick	F	34:48	1-14	0-1	1-2	1	4	5	3	2	3	0	2	1	1	1	3	-36
30 Alasia Smith	F	19:31	3-6	1-2	3-3	3	2	5	3	6	10	1	1	1	1	1	0	-35
34 Quinzia Fulmore	F	23:55	2-7	0-0	1-3	6	2	8	3	4	5	0	0	0	0	1	3	-28
1 Tilly Bolser	G	34:24	8-18	4-12	3-3	1	1	2	4	2	23	1	3	0	1	1	1	-33
11 Tanyuel Welch	G	13:52	1-7	1-3	0-2	0	2	2	0	1	3	1	0	1	0	1	1	-12
10 Bailey Gilmore		13:25	0-2	0-0	0-0	0	0	0	5	0	0	0	0	0	0	0	0	-9
3 Elaura Eaton		27:15	2-10	1-6	0-0	1	0	1	1	0	5	1	4	0	0	0	0	-21
22 Layken Cox		07:52	0-1	0-0	0-0	0	0	0	2	1	0	0	0	0	0	0	1	-15
23 Raven Sims		19:24	1-2	0-1	2-4	2	2	4	2	3	4	4	4	1	0	0	0	-17
24 Tamyia Smith		05:34	1-3	1-2	0-0	0	0	0	0	0	3	0	0	0	0	0	0	-14
Team						3	3	6				0	0					
Totals			19-70	8-29	10-17	17	16	33	23	19	56	8	14	4	4	9	4	-44

Technical Fouls: NONE

Shooting By Period	1st FG%	2nd FG%	3rd FG%	4th FG%	GM FG%
1st FG%	5-17	29.4%			
2nd FG%	2-5	40.0%			
3rd FG%	1-3	33.3%			
4th FG%	4-20	20.0%			
5th FG%	2-9	22.2%			
6th FG%	2-4	50%			
7th FG%	7-13	53.8%			
8th FG%	1-3	33.3%			
9th FG%	4-6	66.7%			
10th FG%	3-20	15.0%			
11th FG%	3-12	25.0%			
12th FG%	3-4	75%			
13th FG%	19-70	27.1%			
14th FG%	8-29	27.6%			
15th FG%	10-17	58.8%			

Dead Ball Rebounds: 3, 1

Mississippi St. - 100

Record: 1-0

NO. Name	Min	FG	3P	FT	Rebounds	Fouls	TP	AS	TO	ST	Blocks	±
		M-A	M-A	M-A	OR DR TOT	PF FD					BS BA	
15 Madina Okot	C 22:44	5-8	0-0	4-8	6 11 17	3 7	14	0	3	0	3	1 18
0 Denim DeShields	G 27:59	3-5	0-2	3-3	0 1 1	2 3	9	2	1	2	0	0 29
2 Jerkalla Jordan	G 18:22	1-11	0-2	0-0	4 2 6	3 1	2	3	1	0	0	0 12
4 Eniya Russell	G 24:52	10-15	4-8	2-3	1 2 3	1 2	26	1	3	0	0	0 30
21 Debraasha Powe	G 30:41	6-10	4-7	0-0	2 5 7	2 0	16	4	0	1	3	1 36
1 Destiny McPhaul	21:25	4-7	0-2	3-5	0 4 4	0 4	11	3	0	3	0	0 20
3 Terren Ward	04:17	0-1	0-0	0-0	0 1 1	0 1	0	0	1	0	0	0 4
5 Chandler Prater	16:22	3-7	0-1	3-3	3 6 9	5 2	9	1	2	1	1	1 21
24 Quanirah Montague	18:06	2-5	0-1	1-1	2 6 8	2 1	5	0	2	0	0	1 23
14 Kayla Thomas	06:33	0-0	0-0	2-2	1 0 1	1 2	2	1	0	1	0	1 12
6 Shakirah Edwards	06:59	2-3	0-1	0-0	0 0 0	0 0	4	0	0	0	1	1 11
8 Anaisha Carriere	01:40	1-1	0-0	0-0	2 0 2	0 0	0	2	0	0	0	0 4
Team					1 1 2	0	0	0	0	0	0	
Totals		37-73	8-24	18-25	23 38 61	19 23	100	15	13	7	9	4 44

Technical Fouls: NONE

Shooting By Period	1st FG%	2nd FG%	3rd FG%	4th FG%	GM FG%
1st FG%	9-19	47.4%			
2nd FG%	2-8	25.0%			
3rd FG%	4-14	28.6%			
4th FG%	3-19	15.8%			
5th FG%	5-9	55.6%			
6th FG%	13-19	68.4%			
7th FG%	10-20	50.0%			
8th FG%	3-4	75%			
9th FG%	11-19	57.9%			
10th FG%	1-5	20.0%			
11th FG%	7-8	87.5%			
12th FG%	37-73	50.7%			
13th FG%	8-24	33.3%			
14th FG%	18-25	72.0%			

Dead Ball Rebounds: 3, 0

MEM	MSU
Biggest lead	0 (1st 10:00) 44 (4th 0:08)
Best Scoring Run	3 (1st 7:05) 10 (4th 5:56)
Lead Changes	0
Times Tied	0
Time with Lead	00:00 38:43

Points from Turnovers	MEM	MSU
Paint	16	46
Second Chance	11	24
Fast Breaks	11	15
Bench	12	33

Period by Period Scoring	1st	2nd	3rd	4th	TOT
MEM	13	12	19	12	56
MSU	23	13	34	30	100

2

MISSISSIPPI STATE 73, ALCORN STATE 45

Nov. 10, 2024 | Starkville, Miss. | Humphrey Coliseum | 4,504



Official Basketball Box Score - Final
Alcorn at Mississippi St.
11/10/24 Humphrey Coliseum, Starkville
2024-25 Women's Basketball

Game Time: 4:31 PM
Game Duration: 1:55
Attendance: 4,504

Officials: Eric Koch, Demoya Pugh, Adrienne Gilmore-Nichols

Alcorn - 45

Record: 1-2

No.	Name		Min	FG	3P	FT	Rebounds	Fouls	TP	AS	TO	ST	Blocks	BS	BA
				M-A	M-A	M-A	OR DR TOT	PF FD							
2	Nakia Cheatham	F	29:51	4-10	3-6	0-0	0 3 3	3 2	11	0	1	0	0	1	-27
5	Destiny Brown	F	20:36	3-6	0-0	2-2	1 3 4	4 1	8	0	5	0	1	1	-7
1	Ashanti Backus	G	31:55	0-3	0-1	1-2	0 4 4	3 4	1	2	1	2	0	0	-14
24	Kiarra Henderson	G	25:13	1-8	0-3	2-2	0 4 4	3 2	4	3	2	1	0	0	-7
30	Maya Claytor	G	14:12	0-1	0-0	0-0	0 1 1	0 0	0	1	0	1	0	0	-8
0	Zy'Nia White		22:10	3-9	0-1	1-4	2 1 3	3 2	7	2	1	0	0	0	-15
20	Sharmayne Finley		07:45	1-6	1-3	1-2	0 0 0	0 1	4	0	1	0	0	0	-16
4	Kallyn Watkins		05:16	1-2	0-0	2-2	1 1 2	1 2	4	0	2	0	0	1	-9
11	Leyah Houston		17:42	1-3	1-1	0-0	1 0 1	3 1	3	1	2	1	0	1	-15
10	Dalaysia Hurt-Floyd		07:23	0-1	0-0	0-0	0 0 0	0 0	0	1	3	1	0	0	-9
14	Arene Iyemekpolor		11:14	1-3	1-2	0-0	0 0 0	2 0	3	1	2	1	0	0	-7
15	Jeanee Anderson		06:43	0-1	0-0	0-0	0 0 0	0 0	0	0	0	0	0	0	2
Team							4 3 7	0	0	1					
Totals				15-53	6-19	9-14	9 20 29	22 15	45	11	21	7	1	6	-28

Technical Fouls: NONE

Shooting By Period	1st FG%	2nd FG%	3rd FG%	4th FG%	GM FG%
1st FG%	6-13	46.2%			
2nd FG%	5-8	62.5%			
3rd FG%	2-14	14.3%			
4th FG%	1-6	16.7%			
5th FG%	0-0	0%			
6th FG%	2-12	16.7%			
7th FG%	0-3	0.0%			
8th FG%	5-8	62.5%			
9th FG%	5-14	35.7%			
10th FG%	0-2	0.0%			
11th FG%	3-4	75%			
12th FG%	15-53	28.3%			
13th FG%	6-19	31.6%			
14th FG%	9-14	64.3%			

Dead Ball Rebounds: 3, 1

Mississippi St. - 73

Record: 2-0

Mississippi St. - 73		Record: 2-0															
NO. Name		Min	FG		3P	FT		Rebounds		Fouls		TP	AS	TO	ST	Blocks	pts
			M-A	M-A	M-A	OR	DR	TOT	P	F							
15 Madina Okot	C	16:45	0-3	0-0	1-2	1	5	6	1	1	1	0	2	2	2	1	0
0 Denim DeShields	G	23:47	2-3	1-1	0-0	1	0	1	1	3	5	2	3	1	0	0	21
2 Jerkalla Jordan	G	27:46	7-18	1-6	5-6	2	5	7	2	6	20	4	2	2	0	0	20
4 Eniya Russell	G	27:48	3-6	1-2	2-4	0	10	10	4	3	8	2	5	1	0	0	15
21 Debraasha Powe	G	35:08	4-9	1-5	0-0	1	2	3	1	0	9	2	1	2	1	0	19
1 Destiny McPhaul		22:15	5-6	3-3	2-2	0	2	2	4	4	15	2	3	0	0	0	18
5 Chandler Prater		18:05	2-5	1-2	0-0	1	6	7	0	1	5	0	2	2	0	0	13
24 Quanirah Montague		14:37	1-2	0-0	3-4	1	1	2	1	3	5	0	1	1	0	0	11
14 Kayla Thomas		11:39	2-4	0-0	1-1	2	0	2	0	0	5	0	0	2	0	0	21
6 Shakirah Edwards		02:10	0-0	0-0	0-0	0	0	0	1	0	0	0	1	0	1	0	2
Team						2	0	2			0		0				
Totals		26:56	7-19	14-19	11	31	42	15	22	73	12	20	11	6	1	28	
Technical Fouls: NON																	

Technical Fouls: NONE

Shooting By Period	1st FG%	2nd FG%	3rd FG%	4th FG%	GM FG%
1st FG%	9-19	47.4%			
2nd FG%	6-13	50.0%			
3rd FG%	5-7	71.4%			
4th FG%	6-9	66.7%			
5th FG%	1-2	50.0%			
6th FG%	5-5	100%			
7th FG%	8-17	47.1%			
8th FG%	3-5	60.0%			
9th FG%	4-11	36.4%			
10th FG%	3-5	60.0%			
11th FG%	1-1	100%			
12th FG%	26-56	46.4%			
13th FG%	7-19	36.8%			
14th FG%	14-19	73.7%			

Dead Ball Rebounds: 3, 0

ASU	MSU
Biggest lead	3 (1st 8:54) 35 (4th 8:21)
Best Scoring Run	9 (4th 1:47) 16 (2nd 2:32)
Lead Changes	3
Times Tied	1
Time with Lead	03:28 34:53

Points from Turnovers	ASU	MSU
Paint	10	30
Second Chance	8	14
Fast Breaks	1	11
Bench	21	30

Period by Period Scoring	1st	2nd	3rd	4th	TOT
ASU	18	5	9	13	45
MSU	26	18	22	7	73

3

MISSISSIPPI STATE 83, ALABAMA STATE 29

Nov. 13, 2024 | Starkville, Miss. | Humphrey Coliseum | 6,585



Official Basketball Box Score - Final
Alabama St. at Mississippi St.
11/13/24 Humphrey Coliseum, Starkville
2024-25 Women's Basketball

Game Time: 11:02 AM
Game Duration: 1:40
Attendance: 6,585

Officials: William L. (Billy) Smith, Denise Brooks, Jody Carrell

Alabama St. - 29

Record: 2-1

NO.	Name	Min	FG	3P	FT	Rebounds		Fouls	TP	AS	TO	ST	Blocks	+/		
			M-A	M-A	M-A	OR	DR	TOT	PF	FD			BS	BA		
11	Justina Graham	F 15:39	1-5	0-2	0-0	1	2	3	1	0	2	0	1	0	0	
20	Cordasia Harris	F 08:43	0-0	0-0	1-2	0	4	4	2	2	1	0	1	0	0	
5	Solangele Akridge	G 31:46	0-9	0-5	0-0	0	1	1	1	0	3	6	1	0	0	
10	O'Mariyah Tucker	J 12:02	0-3	0-3	0-0	1	3	4	2	1	0	2	1	0	0	
23	Taylor Smith	F 18:06	1-6	0-3	0-0	1	3	4	3	2	0	1	0	0	0	
0	Amari Franklin	19:47	0-3	0-1	0-0	0	2	2	2	1	0	1	6	0	0	
30	Anisa Hall	15:08	1-3	0-1	0-0	0	1	1	3	2	0	1	0	0	0	
4	Alannah Pooler	26:43	2-3	1-1	1-2	0	1	1	3	2	0	1	1	2	0	
4	Kaitlyn Bryant	30:35	1-5	3-5	1-1	2	0	2	0	1	16	0	3	2	1	
15	Ashley Gray	16:55	0-2	0-1	0-0	1	1	2	0	0	1	0	0	0	0	
42	Camariyana Tavares	04:39	0-0	0-0	0-0	0	0	0	0	0	0	0	0	0	0	
Team			3 2 5						0		5		4			
Totals			11-49		4-22		3-5		9 20		29		5		26 7 1 1 -54	

MISSISSIPPI STATE WOMEN'S BASKETBALL

2024-25 BOX SCORES

5

MISSISSIPPI STATE 81, MERCER 44

Nov. 20, 2024 | Starkville, Miss. | Humphrey Coliseum | 4,003



Official Basketball Box Score - Final
Mercer at Mississippi St.
11/20/24 Humphrey Coliseum, Starkville
2024-25 Women's Basketball

Game Time: 6:32 PM
Game Duration: 1:39
Attendance: 4,003

Officials: Puatani Spurlock, Kevin Pethel, Teresa Stuck

Mercer - 44

Record: 2-3

NO. Name	Min	FG	3P	FT	Rebounds	Fouls	TP	AS	TO	ST	Blocks	+/
		M-A	M-A	M-A	OR DR TOT	PF FD					BS BA	
2 Ariana Bennett	F 25:42	4-6	0-0	2-3	2 0 2	2 2	10	0	3	0	0	1 -19
23 Ashlee Locke	F 31:27	2-11	0-1	0-0	2 2 4	1 0	4	1	2	1	3	-29
7 Aliyah Collins	G 33:25	2-4	0-1	2-2	0 5 5	1 1	6	3	5	2	0	-33
9 Nahwa Djarra	G 30:53	2-7	0-1	0-0	0 7 7	3 2	4	1	2	0	0	-25
15 Aspen Johnson	G 34:01	3-9	0-1	8-8	0 3 3	2 5	14	4	1	3	1	-38
21 Chelsey Bautista	15:53	1-3	0-0	1-2	0 3 3	2 1	3	0	1	1	0	-18
4 Hanna Knoll	09:51	1-6	1-6	0-0	0 2 2	1 0	3	3	0	0	0	-5
12 Kayla Smith	09:31	0-5	0-5	0-0	0 0 0	1 0	0	0	1	0	0	-4
41 Zenia Palaska	03:01	0-1	0-1	0-0	0 1 1	0 0	1	0	0	1	0	-7
11 Stephanie Utomi	03:57	0-2	0-1	0-0	0 0 0	1 0	0	0	0	0	0	-7
25 Talia Harris	02:20	0-0	0-0	0-0	0 0 0	0 0	0	0	0	0	0	-6
Team					0 0 0		0		0			
Totals		15-54	1-17	13-15	4 23 27	14 12	44	9	16	7	2	6 -37

Technical Fouls: NONE

Shooting By Period		
1 st FG%	4-15	26.7%
3PT%	0-1	0.0%
FT%	2-4	50%
2 nd FG%	2-9	22.2%
3PT%	0-3	0.0%
FT%	4-4	100%
3 rd FG%	2-12	16.7%
3PT%	0-4	0.0%
FT%	3-3	100%
4 th FG%	7-18	38.9%
3PT%	1-9	11.1%
FT%	4-4	100%
GM FG%	15-54	27.8%
3PT%	1-17	5.9%
FT%	13-15	86.7%

Dead Ball Rebounds: 0

Mississippi St. - 81

Record: 5-0

NO. Name	Min	FG	3P	FT	Rebounds	Fouls	TP	AS	TO	ST	Blocks	+/
		M-A	M-A	M-A	OR DR TOT	PF FD					BS BA	
15 Madina Okot	C 17:33	7-10	0-0	1-2	5 3 8	1 1	15	2	2	2	2	36
0 Denim DeShields	G 23:47	1-2	1-2	0-0	1 0 1	0 3	3	5	2	3	0	38
2 Jerkalla Jordan	G 23:31	6-12	3-4	0-0	2 9 11	1 2	15	5	0	1	0	40
4 Eniya Russell	G 23:17	3-9	1-2	1-2	1 5 6	2 1	8	6	2	3	0	29
21 Debraasha Powe	G 24:44	5-7	3-5	0-1	0 5 5	1 2	13	1	1	0	0	39
1 Destiny McPhaul	24:15	3-6	2-3	0-0	0 4 4	3 1	8	2	2	0	0	6
24 Quanirah Montague	13:16	4-6	0-1	0-1	0 3 3	1 2	8	0	1	0	1	13
5 Chandler Prater	17:28	1-3	0-2	1-2	0 3 3	1 1	3	3	4	1	0	11
3 Terren Ward	13:07	1-4	0-2	0-2	0 3 3	1 1	4	0	0	1	0	-7
14 Kayla Thomas	11:04	2-2	0-0	0-0	0 0 0	0 0	4	0	1	0	1	-10
6 Shakirah Edwards	05:46	0-1	0-0	0-0	0 1 1	1 0	0	2	1	0	0	-4
8 Anaisha Carriere	02:08	0-1	0-1	0-0	0 0 0	0 0	0	0	0	0	0	-6
Team					2 1 3		0		0			
Totals		33-63	10-22	5-10	11 37 48	12 14	81	26	16	9	6	2 37

Technical Fouls: NONE

Shooting By Period		
1 st FG%	9-15	60.0%
3PT%	3-7	42.9%
FT%	1	0.0%
2 nd FG%	7-16	43.8%
3PT%	3-6	50.0%
FT%	0-0	0%
3 rd FG%	13-20	65.0%
3PT%	4-5	80%
FT%	2-5	40%
4 th FG%	4-12	33.3%
3PT%	0-4	0.0%
FT%	3-4	75%
GM FG%	33-63	52.4%
3PT%	10-22	45.5%
FT%	5-10	50.0%

Dead Ball Rebounds: 1

	MER	MSU
Biggest lead	0 (1 st 10:00)	45 (3 rd 0:10)
Best Scoring Run	6 (4 th 1:37)	12 (3 rd 6:16)
Lead Changes	0	
Times Tied	0	
Time with Lead	00:00	39:05

Points from	MER		MSU	
Turnovers	12	17		
Paint	14	44		
Second Chance	2	7		
Fast Breaks	13	7		
Bench	6	27		

Period by Period Scoring					
	1st	2nd	3rd	4th	TOT
MER	10	8	7	19	44
MSU	21	17	32	11	81

7

MISSISSIPPI STATE 66, UTAH 62

Nov. 29, 2024 | George Town, Cayman Islands | John Gray Gymnasium | 802



Official Basketball Box Score - Final
Mississippi St. at Utah
11/29/24 John Gray Gymnasium, George Town
2024-25 Women's Basketball

Game Time: 7:30 PM
Game Duration: 1:53
Attendance: 802

Officials: Tyler Trimble, Talisa Green, Mark Resch

Mississippi St. - 66

Record: 7-0

NO. Name	Min	FG	3P	FT	Rebounds	Fouls	TP	AS	TO	ST	Blocks	+/
		M-A	M-A	M-A	OR DR TOT	PF FD					BS BA	
15 Madina Okot	C 28:03	6-8	0-0	3-3	3 5 8	3 2	15	0	4	0	2	0 1
0 Denim DeShields	G 20:49	1-3	1-3	3-3	0 2 2	4 3	6	6	4	2	0	0 3
3 Sammie Puius	G 39:20	3-12	0-4	3-6	0 2 2	2 3	9	3	3	1	0	0 3
4 Eniya Russell	G 31:26	6-12	1-3	0-0	1 3 4	1 2	13	4	1	0	1	0 2
21 Debraasha Powe	G 34:50	4-8	4-7	1-2	1 3 4	3 3	13	0	1	3	0	3 3
1 Destiny McPhaul	20:05	0-2	0-1	0-0	0 2 2	2 2	0	3	3	1	0	1 3
5 Chandler Prater	11:60	1-3	1-1	1-2	1 5 6	3 1	4	0	3	1	0	0 6
24 Quanirah Montague	08:52	2-3	0-0	0-0	3 2 5	3 1	4	2	2	1	0	0 0
14 Kayla Thomas	02:20	1-1	0-0	0-0	0 1 1	0 1	2	0	0	0	0	0 3
3 Terren Ward	02:16	0-0	0-0	0-0	0 1 0	0 1	0	0	1	0	0	-1
Team					1 3 4		0		0			
Totals		24-52	7-19	11-16	10 28 38	22 18	66	18	22	9	3	1 4

Technical Fouls: Montague 4th 6:12

Shooting By Period		
1 st FG%	10-17	58.8%
3PT%	5-10	50.0%
FT%	1-2	50%
2 nd FG%	7-14	50.0%
3PT%	2-4	50.0%
FT%	1-2	50%
3 rd FG%	4-11	36.4%
3PT%	0-4	0.0%
FT%	3-4	75%
4 th FG%	3-10	30.0%
3PT%	0-1	0.0%
FT%	6-8	75%
GM FG%	24-52	46.2%
3PT%	7-19	36.8%
FT%	11-16	68.8%

Dead Ball Rebounds: 3

Utah - 62

Record: 5-2

NO. Name	Min	FG	3P	FT	Rebounds	Fouls	TP	AS	TO	ST	Blocks	+/
		M-A	M-A	M-A	OR DR TOT	PF FD					BS BA	
21 Maya Touré	F 14:03	2-7	0-3	1-2	2 3 5	3 3	5	0	3	0	0	1 -5
22 Jenna Johnson	F 31:59	5-12	1-6	2-4	2 0 2	1 4	18	6	1	2	0	1 2
2 Ines Vieira	G 37:57	2-4	2-3	0-0	2 3 5	5 2	6	4	5	2	0	0 1
5 Gianna Kneepkens	G 30:09	3-10	2-8	9-9	0 1 1	4 5	17	2	3	1	1	0 -3
24 Kennady McQueen	G 29:21	3-8	3-8	0-0	0 4 4	1 1	9	1	9	1	0	0 -4
20 Reese Ross	25:59	1-2	0-0	1-2	0 6 6	2 5	3	1	3	1	0	0 -7
23 Maty Wilke	21:14	3-10	0-4	1-1	2 2 4	1 1	7	3	2	0	0	1 7
44 Sam Crispe	02:05	0-0	0-0	0-0	0 0 0	1 0	0	0	1	0	0	0 -8
3 Brooke Walker	07:14	1-2	0-0	0-0	1 0 1	0 0	2	0	1	0	0	0 -3
Team					0 1 1		0		0			
Totals		20-55	8-32	14-18	9 20 29	18 21	62	12	20	8	1	3 -4

Technical Fouls: NONE

Shooting By Period		
1 st FG%	4-10	40.0%
3PT%	2-6	33.3%
FT%	1-2	50%
2 nd FG%	9-13	23.1%
3PT%	1-7	14.3%
FT%	4-5	80%
3 rd FG%	6-17	35.3%
3PT%	2-9	22.2%
FT%	1-1	100%
4 th FG%	7-15	46.7%
3PT%	3-10	30.0%
FT%	8-10	80%
GM FG%	20-55	36.4%
3PT%	8-32	25.0%
FT%	14-18	77.8%

Dead Ball Rebounds: 2

	MSU	Utah
Biggest lead	24 (3 rd 7:09)	5 (1 st 9:04)
Best Scoring Run	10 (2 nd 6:49)	15 (4 th 1:23)
Lead Changes	3	
Times Tied	0	
Time with Lead	36:02	03:29

Points from	MSU	Utah
Turnovers	15	24
Paint	28	24
Second Chance	14	13
Fast Breaks	5	5
Bench	10	12

Period by Period Scoring					
	1st	2nd	3rd	4th	TOT
MSU	26	17	11	12	66
Utah	11	11	15	25	62

6

MISSISSIPPI STATE 80, JACKSONVILLE 35

Nov. 24, 2024 | Kissimmee, Fla. | State Farm Field House | 1,310



Official Basketball Box Score - Final
Mississippi St. at Jacksonville
11/24/24 State Farm Field House, Kissimmee
2024-25 Women's Basketball

Game Time: 3:30 PM
Game Duration: 1:55
Attendance: 1,310

Officials: Deanna Jackson, Maggie Tieman, Tasha Smith

Mississippi St. - 80

Record: 6-0

NO. Name	Min	FG	3P	FT	Rebounds	Fouls	TP	AS	TO	ST	Blocks	+/
		M-A	M-A	M-A	OR DR TOT	PF FD					BS BA	
15 Madina Okot	C 18:34	5-7	0-0	1-2	3 4 7	1 2	11	0	3	1	1	0 20
0 Denim DeShields	G 27:16	0-2	0-1	2-2	0 2 2	3 1	2	4	1	1	0	0 30
2 Jerkalla Jordan	G 23:16	5-9	1-5	1-2	1 9 10	2 1	12	2	1	3	0	0 34
4 Eniya Russell	G 22:14	5-10	0-3	2-2	0 3 3	3 2	12	3	3	0	1	0 27
21 Debraasha Powe	G 27:05	2-8	2-6	0-0	1 4 5	0 0	6	2	1	1	2	0 30
24 Quanirah Montague	14:04	8-13	0-2	1-2	6 1 7	0 3	17	1	0	0	0	23
1 Destiny McPhaul	26:31	2-4	0-2	2-2	0 4 4	3 4	6	4	1	1	0	0 29
5 Chandler Prater	13:38	0-2	0-0	1-2	3 0 3	1 3	1	1	2	0	1	0 1
14 Kayla Thomas	11:55	2-3	0-0	0-0	4 0 4	1 2	4	0	0	0	1	0 9
3 Terren Ward	10:18	1-7	0-3	7-8	2 5 7	2 4	9	0	2	1	0	0 9
6 Shakirah Edwards	04:16	0-1	0-1	0-0	0 0 0	0 0	0	0	0	0	1	0 11
8 Anaisha Carriere	00:53	0-0	0-0	0-0	0 0 0	0 0	0	0	0	0	0	0 2

MISSISSIPPI STATE WOMEN'S BASKETBALL

2024-25 BOX SCORES

9

MISSISSIPPI STATE 75, GEORGIA TECH 78

Dec. 4, 2024 | Atlanta, Ga. | McCamish Pavilion | 1,514



Official Basketball Box Score - Final
Mississippi St. at Georgia Tech
12/04/24 McCamish Pavilion, Atlanta
Georgia Tech vs. Mississippi State

Game Time: 7:15 PM
Game Duration: 1:46
Attendance: 1,514

Officials: Maj Forsberg, Eric Brewster, Brandon Enterline

Mississippi St. - 75												
Record: 8-1												
NO. Name	Min	FG M-A	3P M-A	FT M-A	Rebounds OR DR TOT	Fouls PF FD	TP	AS	TO	ST	Blocks BS BA	+/-
15 Madina Okot	C 23:10	3-6	0-0	0-0	0 5 5	0 0 6	0	1	0	1	0 0	0
0 Denim DeShields	G 32:57	2-7	1-2	0-1	1 2 3	2 3 5	3	4	0	1	1 -6	
2 Jerkalla Jordan	G 35:26	10-19	2-5	3-3	0 5 5	2 3 5	2	1	2	1 -2	0 0	
4 Eniya Russell	G 30:10	8-15	1-5	1-2	1 8 9	3 4 18	9	7	0	0 9	0 0	
21 Debraasha Powe	G 40:00	3-6	3-5	0-0	0 6 6	2 1 9	0	2	1	0 -3	0 0	
5 Chandler Prater	24:51	5-5	0-0	0-0	0 6 6	2 0 10	3	1	0	0 -6	0 0	
24 Quanirah Montague	09:21	0-0	0-0	0-0	0 0 0	0 0 0	0	1	1	0 -2	0 0	
14 Kayla Thomas	04:05	1-1	0-0	0-0	0 0 0	0 0 2	0	0	0	0 -5	0 0	
Team					1 3 4	0 0 0	0	0	0	0		
Totals		32-59	7-17	4-6	3 35 38	11 11 75	17	17	4	3 2 -3		
Technical Fouls:NONE												

Shooting By Period		
1 st FG%	8-17	47.1%
3PT%	1-4	25.0%
FT%	1-1	100%
2 nd FG%	10-14	71.4%
3PT%	1-3	33.3%
FT%	0-1	0%
3 rd FG%	7-11	63.6%
3PT%	1-2	50.0%
FT%	3-4	75%
4 th FG%	7-17	41.2%
3PT%	4-8	50.0%
FT%	0-0	0%
GM FG%	32-59	54.2%
3PT%	7-17	41.2%
FT%	4-6	66.7%

Dead Ball Rebounds: 2, 1

Georgia Tech - 78												
Record: 8-0												
NO. Name	Min	FG M-A	3P M-A	FT M-A	Rebounds OR DR TOT	Fouls PF FD	TP	AS	TO	ST	Blocks BS BA	+/-
0 Zoehsa Smith	F 27:40	1-4	0-1	0-0	1 2 3	2 2 2	0	0	2	0 -3	0 0	
20 Ariadna Termis	C 28:17	3-6	2-5	0-0	2 6 8	1 0 8	3	1	1	0 -7	0 1	
5 Tonia Morgan	G 31:44	7-13	0-2	1-1	0 4 4	4 3 15	8	1	4	1 -9	0 0	
22 Ines Noguero	G 17:02	0-4	0-3	0-0	1 1 5	0 1 0	0	1	1	0 -3	0 0	
25 Kara Dunn	G 34:42	8-14	4-6	3-3	2 2 4	1 2 23	2	0	0	0 8	0 0	
3 Dani Carnegie	16:53	5-16	2-10	2-2	0 2 2	1 1 14	0	0	2	0 9	0 0	
1 Chazadi Wright	12:55	1-8	1-5	0-0	0 0 0	2 0 3	1	2	2	0 -1	0 0	
13 Kayla Blackshear	19:06	3-8	1-1	0-0	2 4 6	0 2 7	0	1	0	0 0	0 0	
23 Rusne Augustinate	11:40	2-6	2-5	0-0	0 2 2	0 0 6	0	0	0	0 -4	0 0	
Team					3 1 4	0 0 0	0	0	0	0		
Totals		30-79	12-38	6-6	12 23 35	11 11 78	14	6	12	2 3 3		
Technical Fouls:NONE												

Shooting By Period		
1 st FG%	6-20	30.0%
3PT%	3-10	30.0%
FT%	1-1	100%
2 nd FG%	8-20	40.0%
3PT%	2-7	28.6%
FT%	0-0	0%
3 rd FG%	8-20	40.0%
3PT%	4-13	30.8%
FT%	3-3	100%
4 th FG%	8-19	42.1%
3PT%	3-8	37.5%
FT%	2-2	100%
GM FG%	30-79	38.0%
3PT%	12-38	31.6%
FT%	6-6	100.0%

Dead Ball Rebounds: 1, 1

	MSU	GT
Biggest lead	7 (1 st 6:48)	5 (3 rd 4:33)
Best Scoring Run	7 (1 st 6:48)	7 (3 rd 9:18)
Lead Changes	17	
Times Tied	5	
Time with Lead	24:38	10:55

Points from	MSU	GT
Turnovers	2	13
Paint	42	34
Second Chance	0	9
Fast Breaks	11	4
Bench	12	30

Period by Period Scoring	1st	2nd	3rd	4th	TOT
MSU	18	21	18	18	75
GT	16	18	23	21	78

10

MISSISSIPPI STATE 102, CHICAGO STATE 42

Dec. 8, 2024 | Chicago, Ill. | Emil and Patricia A. Jones Convocation Center | 235



Official Basketball Box Score - Final
Mississippi St. at Chicago St.
12/08/24 Emil and Patricia A. Jones Convocation Center, Chicago
2024-25 Women's Basketball

Game Time: 5:00 PM
Game Duration: 1:55
Attendance: 235

Officials:

Mississippi St. - 102												
Record: 9-1												
NO. Name	Min	FG M-A	3P M-A	FT M-A	Rebounds OR DR TOT	Fouls PF FD	TP	AS	TO	ST	Blocks BS BA	+/-
15 Madina Okot	C 20:06	8-11	0-0	2-2	9 2 11	3 2 18	0	2	1	0 1	31	
0 Denim DeShields	G 28:44	2-7	0-3	0-0	0 1 1	0 5 4	7	4	2	0 0	39	
2 Jerkalla Jordan	G 29:44	9-13	3-6	0-0	0 5 5	1 2 21	3	1	3	5 55		
4 Eniya Russell	G 25:50	6-12	3-7	2-2	0 5 5	2 1 17	5	1	1	1 54		
21 Debraasha Powe	G 26:56	3-7	1-3	1-1	1 0 1	0 1 8	4	1	0	1 38		
5 Chandler Prater	23:23	5-9	4-5	0-0	1 4 5	2 2 14	4	2	0	1 30		
24 Quanirah Montague	17:22	4-10	0-2	0-2	4 7 11	0 1 8	2	0	2	1 0	20	
6 Shakirah Edwards	11:43	2-4	2-4	2-2	1 1 2	0 1 8	0	2	1	0 0	10	
14 Kayla Thomas	16:13	2-2	0-0	0-0	3 0 3	1 0 4	0	0	0	0 0	20	
Team					1 4 5	0 0 0	0	0	0	0		
Totals		41-75	13-30	7-9	20 29 49	9 15 102	25	17	10	9 2 60		
Technical Fouls:NONE												

Shooting By Period		
1 st FG%	4-16	25.0%
3PT%	3-6	50.0%
FT%	0-0	0%
2 nd FG%	10-20	50.0%
3PT%	6-10	60.0%
FT%	6-6	100%
3 rd FG%	9-18	50.0%
3PT%	3-9	37.5%
FT%	1-1	100%
4 th FG%	8-19	42.1%
3PT%	1-6	16.7%
FT%	0-2	0%
GM FG%	41-75	54.7%
3PT%	13-30	43.3%
FT%	7-9	77.8%

Dead Ball Rebounds: 2, 0

Chicago St. - 42												
Record: 0-11												
NO. Name	Min	FG M-A	3P M-A	FT M-A	Rebounds OR DR TOT	Fouls PF FD	TP	AS	TO	ST	Blocks BS BA	+/-
10 Evangelina Parrish	F 21:52	1-5	0-0	1-2	0 4 4	0 1 3	0	2	1	0 -1	43	
14 Josie Hill	C 22:09	6-12	0-2	2-2	0 2 2	2 1 14	0	3	4	0 -1	23	
5 Hailey Hohenacker	G 19:54	1-7	0-6	0-0	0 1 1	0 0 2	0	0	0	0 -1	38	
11 Asha Walker	G 26:21	2-9	1-8	0-0	2 0 2	1 0 5	1	2	0	0 0	17	
30 Kyara Champagne	G 18:19	1-2	0-0	0-0	0 1 1	4 0 2	1	6	1	0 -1	18	
4 Tania Allen	14:40	1-3	0-1	3-4	1 0 1	3 2 5	0	2	0	0 0	25	
21 Marisa Gant	20:43	1-8	0-2	0-0	1 1 2	1 1 2	1	3	1	0 -1	37	
35 Tally Williams	13:04	1-7	1-3	0-0	1 0 1	0 0 3	0	1	0	0 0	24	
25 Keona McGee	15:10	1-1	0-0	0-0	0 1 1	1 1 2	0	1	1	0 0	17	
31 Kayla Mount	06:48	0-0	0-0	0-0	1 1 1	1 1 0	0	0	0	0 0	11	
33 Kace Untchler	16:59	2-5	0-1	0-0	3 2 5	1 2 4	0	1	1	2 -1	14	
12 Taylor Norris	04:01	0-0	0-0	0-0	0 0 0	1 0 0	0	1	0	0 0	19	
Team					3 2 5	0 0 1	0	1	0	0 0		
Totals		17-59	2-23	6-8	12 14 26	15 9 42	3	23	9	2 9 -60		
Technical Fouls:NONE												

Shooting By Period		
1 st FG%	4-16	25.0%
3PT%	0-5	0.0%
FT%	1-2	50%
2 nd FG%	3-15	20.0%
3PT%	0-6	0.0%
FT%	2-2	100%
3 rd FG%	6-15	40.0%
3PT%	2-7	28.6%
FT%	2-2	100%
4 th FG%	4-13	30.8%
3PT%	0-5	0.0%
FT%	1-2	50%
GM FG%	17-59	28.8%
3PT%	2-23	8.7%
FT%	6-8	75.0%

Dead Ball Rebounds: 3, 0

	MSU	CSU
Biggest lead	62 (4 th 3:39)	0 (1 st 10:00)
Best Scoring Run	18 (2 nd 0:00)	7 (3 rd 0:07)
Lead Changes	0	
Times Tied	0	
Time with Lead	39:46	00:00

Points from	MSU	CSU
Turnovers	32	12
Paint	50	22
Second Chance	22	9
Fast Breaks	16	8
Bench	34	16

Period by Period Scoring	1st	2nd	3rd	4th	TOT
MSU	31	32	22	17	102
CSU	9	8	16	9	42

11

MISSISSIPPI STATE 73, BELMONT 70

Dec. 14, 2024 | Tupelo, Miss. | Cadence Bank Arena | 3,846



Official Basketball Box Score - Final
Belmont at Mississippi St.
12/14/24 Cadence Bank Arena, Tupelo
2024-25 Women's Basketball

Game Time: 2:02 PM
Game Duration: 2:04
Attendance: 2,04

Officials: Reyniva Seales, Toni Paillo, Travis Jones

Belmont - 70				Record: 5-5									
NO. Name	Min	FG M-A	3P M-A	FT M-A	Rebounds OR DR TOT	Fouls PF FD	TP	AS	TO	ST	Blocks BS BA	+/-	
33 Camryn Harrison	F 19:41	0-3	0-0	0-2	1 2 3	5 3 0	0	0	3	1	1 1	-1	
0 Tuti Jones	G 32:22	4-12	2-8	2-2	0 3 3	2 1 12	3	2	3	0	0	-8	
21 Emily La Chapell	G 34:26	4-9	0-3	0-0	1 4 5	3 3 8	4	1	2	0	0	-8	
23 Jalyin Banks	G 35:56	6-11	2-4	9-10	1 3 4	5 7 23	2	2	0	0	0	-4	
35 Kendall Holmes	G 29:10	4-12	2-7	5-5	0 0 4	2 15 1	1	2	2	0	0	-15	
14 Kendal Cheesman	19:56	4-9	3-7	1-2	1 3 4	0 1 1	12	0	1	0	0	3	
5 Sanaa Tripp	06:34	0-0	0-0	0-0	0 0 0	2 0 0	0	1	1	0	0	-1	
20 Jacoe Busick	12:10	0-0	0-0	0-0	0 2 2	1 0 0	0	0	0	0	0	0	
10 Kemsley Palmer	06:31	0-0	0-0	0-0	0 0 0	0 0 0	0	0	0	0	0	10	
22 Quinn Eubank	03:14	0-0	0-0	0-0	0 0 0	0 0 0	0	0	0	0	0	-6	
Team					1 4 5		0		0				
Totals		22:56	19-27	5-11	5 21 26	23 10 7	12	12	8	1	1	-3	
Technical Fouls: NONE													

MISSISSIPPI STATE WOMEN'S BASKETBALL

2024-25 BOX SCORES

17

MISSISSIPPI STATE 81, OKLAHOMA 77

Jan. 9, 2025 | Starkville, Miss. | Humphrey Coliseum | 4,316



Official Basketball Box Score - Final
Oklahoma at Mississippi St.
01/09/25 Humphrey Coliseum, Starkville
2024-25 Women's Basketball

Game Time: 6:52 PM
Game Duration: 2:00
Attendance: 4,316

Officials: Tiffany Bird, Kale Lukanich, Bill Larrance

Oklahoma - 77

Record: 13-3 (1-2)

NO. Name	Min	FG M-A	3P M-A	FT M-A	Rebounds OR DR TOT	Fouls PF FO	TP	AS	TO	ST	Blocks BS BA	+/-
6 Sahara Williams	F 17:28	1-2	1-2	3-4	0 5 5	4 2	6	2	3	0	0 0 1	1
52 Raegan Beers	C 26:48	7-8	2-2	3-3	3 7 10	4 5	19	0	1	1	1 0 -6	
1 Nevada Tot	C 21:02	2-5	2-5	0-0	0 1 1	1 0	6	3	2	1	0 0 0	0
12 Payton Verhulst	G 27:56	6-18	0-5	3-4	0 6 6	3 2	15	6	2	0	0 1 1	1
24 Skylar Vann	G 25:11	3-7	1-3	0-0	0 5 5	1 1	7	1	3	0	0 0 2	1
34 Liz Scott	F 17:33	4-5	0-0	4-4	1 5 6	3 3	12	1	1	1	0 0 15	
0 Beatrice Culliton	05:52	0-0	0-0	0-0	0 0 0	0 0	0	0	0	0	0 0 -6	
2 Reyna Scott	18:58	2-6	0-1	0-1	1 2 3	2 1	4	3	2	3	0 1 -8	
15 Lexy Keys	25:50	2-7	2-6	0-0	0 2 2	1 0	6	3	2	1	0 0 -7	
5 Kiersten Johnson	05:17	0-0	0-0	0-0	1 1 2	0 0	0	0	2	1	0 0 -5	
3 Zya Vann	04:52	0-2	0-1	0-0	0 0 0	2 0	0	1	1	1	0 0 -2	
20 Aubrey Joens	03:15	1-2	0-1	0-0	0 1 1	0 0	2	0	1	0	0 0 0	1
Team					1 2 3		0		1			
Totals		28-62	8-26	13-16	7 37 44	21 14	77	20	21	9	1 2 4	

Technical Fouls: NONE

Shooting By Period	1st FG%	2nd FG%	3rd FG%	4th FG%	GM FG%
1st FG%	4-14 28.6%				
3PT%	2-7 28.6%				
FT%	1-2 50%				
2nd FG%	7-13 53.8%				
3PT%	1-7 14.3%				
FT%	6-7 85.7%				
3rd FG%	7-14 50.0%				
3PT%	1-5 20.0%				
FT%	2-2 100%				
4th FG%	10-21 47.6%				
3PT%	4-7 57.1%				
FT%	4-5 80%				
GM FG%	28-62 45.2%				
3PT%	8-26 30.8%				
FT%	13-16 81.3%				

Dead Ball Rebounds: 1, 0

Mississippi St. - 81

Record: 14-3 (1-2)

NO.	Name		Min	FG M-A	3P M-A	FT M-A	Rebounds OR DR TOT		Fouls PF FO	TP	AS	TO	ST	Blocks BS BA		+/-		
15	Madina Okot	C	23:42	2-6	0-0	2-4	2	8	10	3	4	6	1	1	0	0	0	
0	Denim DeShields	G	23:19	2-4	1-3	4-4	1	3	4	2	4	9	2	2	5	0	-3	
2	Jerkaila Jordan	G	35:06	10-17	0-2	4-5	1	5	6	1	5	24	3	3	4	1	5	
4	Eniya Russell	G	32:32	3-12	2-4	4-6	1	3	4	1	4	12	3	3	2	0	3	
21	Debraasha Powe	G	30:01	3-11	2-9	0-0	0	3	3	2	0	8	1	1	0	2	0	
1	Destiny McPhaul		25:35	3-10	2-5	2-2	0	1	1	1	10	1	0	0	1	1	7	
5	Chandler Prater		13:31	1-6	0-2	0-0	0	3	3	2	2	2	0	2	0	0	6	
24	Quanirah Montague		09:12	2-3	0-1	0-0	2	2	4	0	0	4	2	0	0	0	-6	
14	Kayla Thomas		07:02	2-2	0-0	2-2	3	0	3	2	1	6	0	0	0	0	0	
Team							0	1	1			0		0				
Totals				28-71	7-26	18-23	10	29	39	14	21	81	13	11	13	2	1	4

Technical Fouls: NONE

Shooting By Period	1st FG%	2nd FG%	3rd FG%	4th FG%	GM FG%
1st FG%	8-19 42.1%				
3PT%	2-8 25.0%				
FT%	3-4 75%				
2nd FG%	15-29 51.7%				
3PT%	2-5 40.0%				
FT%	0-0 0%				
3rd FG%	8-19 42.1%				
3PT%	2-8 25.0%				
FT%	2-2 100%				
4th FG%	7-14 50.0%				
3PT%	1-5 20.0%				
FT%	13-17 76.5%				
GM FG%	28-71 39.4%				
3PT%	7-26 26.9%				
FT%	18-23 78.3%				

Dead Ball Rebounds: 1, 0

	OU	State
Biggest lead	4 (1 st 7:03)	14 (2 nd 6:59)
Best Scoring Run	11 (3 rd 9:15)	9 (4 th 9:45)
Lead Changes	11	
Times Tied	8	
Time with Lead	11:09	26:03

Points from Turnovers	OU	State
Turnovers	12	25
Paint	32	30
Second Chance	11	10
Fast Breaks	20	14
Bench	24	22

Period by Period Scoring	1st	2nd	3rd	4th	TOT
OU	11	21	17	28	77
State	21	12	20	28	81

19

MISSISSIPPI STATE 73, TENNESSEE 86

Jan. 16, 2025 | Knoxville, Tenn. | Food City Center | 9,018



Official Basketball Box Score - Final
Mississippi State at Tennessee
01/16/25 Food City Center, Knoxville, Tennessee
2024-25 Women's Basketball

Game Time: 7:02 PM
Game Duration: 1:50
Attendance: 9,018

Officials: Joseph Vasily, Angelica Sullivan, Fabou Cissoko-Stephens

Mississippi State - 73

Record: 15-4 (2-3)

NO. Name	Min	FG M-A	3P M-A	FT M-A	Rebounds OR DR TOT	Fouls PF FO	TP	AS	TO	ST	Blocks BS BA	+/-
15 Madina Okot	C 15:60	2-6	0-0	0-2	2 9 11	2 3	4	0	2	1	2 0 -8	
0 Denim DeShields	G 23:19	1-1	1-1	0-0	0 0 0	0 3	3	5	1	0	0 0 -12	
2 Jerkaila Jordan	G 35:52	5-12	3-6	4-4	1 1 2	1 1	17	0	5	2	0 0 -13	
4 Eniya Russell	G 29:43	3-8	0-3	0-1	0 1 1	2 3	6	5	2	0 0 0	-10	
21 Debraasha Powe	G 27:50	5-8	4-6	2-2	0 1 1	0 1	16	2	1	1	0 0 0	1
1 Destiny McPhaul	28:54	3-10	0-4	5-6	2 4 6	4 4	11	7	4	1	0 0 -11	
5 Chandler Prater	22:23	3-8	0-3	0-0	0 2 3	2 0	6	0	1	1	0 0 -5	
24 Quanirah Montague	07:38	3-0	0-0	0-0	1 2 3	1 0	6	0	0	0 1 0	-6	
14 Kayla Thomas	06:44	2-3	0-0	0-0	1 0 1	1 0	4	0	0	0 0 0	-3	
6 Shakirah Edwards	01:38	0-0	0-0	0-0	0 0 0	0 0	0	0	0	0 0 0	-2	
Team					2 4 6		0		0			
Totals		27-59	8-23	11-15	9 24 33	13 12	73	17	20	7	4 0 -13	

Technical Fouls: NONE

Shooting By Period	1st FG%	2nd FG%	3rd FG%	4th FG%	GM FG%
1st FG%	6-17 35.3%				
3PT%	1-6 16.7%				
FT%	2-2 100%				
2nd FG%	8-14 57.1%				
3PT%	3-6 50.0%				
FT%	0-1 0%				
3rd FG%	8-14 57.1%				
3PT%	2-5 40.0%				
FT%	4-4 100%				
4th FG%	5-14 35.7%				
3PT%	2-6 33.3%				
FT%	5-8 62.5%				
GM FG%	27-59 45.8%				
3PT%	8-23 34.8%				
FT%	11-15 73.3%				

Dead Ball Rebounds: 3, 1

Tennessee - 86

Record: 15-2 (3-2)

NO. Name	Min	FG M-A	3P M-A	FT M-A	Rebounds OR DR TOT	Fouls PF FO	TP	AS	TO	ST	Blocks BS BA	+/-
1 Sara Puckett	F 11:04	1-1	0-0	0-0	0 1 1	1 0	2	0	2	1	0 0 -4	
11 Zee Spearman	F 24:24	3-10	0-2	1-2	4 4 8	4 1	7	0	3	0	0 0 1	
2 Ruby Whitehorn	G 26:22	8-16	2-5	2-2	0 1 1	3 2	20	0	2	0	0 0 0	1
7 Samara Spencer	G 30:18	5-13	4-7	4-4	1 4 5	0 5	18	4	2	2	0 2 19	
55 Talaysia Cooper	G 28:01	8-20	0-2	0-0	3 7 10	0 1	16	7	2	3	0 1 6	
21 Tess Darby	15:25	2-4	2-4	0-0	0 0 0	0 0	6	0	0	0 0 0	13	
33 Alyssa Latham	12:58	0-0	0-0	0-0	1 3 4	3 0	0	0	0	1 0 0	7	
53 Jillian Hollingshead	15:36	1-2	0-0	1-2	1 0 1	1 1	3	1	0	1 0 1	12	
0 Jewel Spear	24:33	4-6	4-6	1-2	2 3 5	1 2	13	3	1	0 0 0	4	
4 Kaniya Boyd	11:19	0-1	0-0	1-2	2 0 2	0 1	1	0	0	1 0 0	-9	
Team					2 1 3		0		0			
Totals		32-73	12-26	10-14	16 24 40	13 13	86	15	12	9	0 4 13	

Technical Fouls: Latham 4th 7:50

Shooting By Period	1st FG%	2nd FG%	3rd FG%	4th FG%	GM FG%
1st FG%	7-17 41.2%				
3PT%	3-6 50.0%				
FT%	0-0 0%				
2nd FG%	10-20 50.0%				
3PT%	5-9 55.6%				
FT%	1-2 50%				
3rd FG%	7-16 43.8%				
3PT%	2-6 33.3%				
FT%	5-6 83.3%				
4th FG%	8-20 40.0%				
3PT%	2-5 40.0%				
FT%	4-6 66.7%				
GM FG%	32-73 43.8%				
3PT%	12-26 46.2%				
FT%	10-14 71.4%				

Dead Ball Rebounds: 4, 0

	MSST	TENN
Biggest lead	5 (1 st 5:07)	15 (4 th 7:54)
Best Scoring Run	9 (1 st 5:07)	9 (3 rd 9:49)
Lead Changes	4	
Times Tied	2	
Time with Lead	05:26	30:41

Points from Turnovers	MSST	TENN
Turnovers	14	30
Paint	34	28
Second Chance	12	9
Fast Breaks	21	13
Bench	27	23

Period by Period Scoring	1st	2nd	3rd	4th	TOT
MSST	15	19	22	17	73
TENN	17	26	21	22	86

18

MISSISSIPPI STATE 79, GEORGIA 68

Jan. 12, 2025 | Athens, Ga. | Stegeman Coliseum | 3,410



Official Basketball Box Score - Final
Mississippi St. at Georgia
01/12/25 Stegeman Coliseum, Athens
2024-25 Women's Basketball

Game Time: 2:00 PM
Game Duration: 1:54
Attendance: 3,410

Officials: Roy Gubeyan, Timothy Daley, Demoya Pugh

Mississippi St. - 79

Record: 15-3 (2-2)

NO. Name	Min	FG M-A	3P M-A	FT M-A	Rebounds OR DR TOT	Fouls PF FO	TP	AS	TO	ST	Blocks BS BA	+/-
15 Madina Okot	C 27:48	8-11	0-0	3-4	4 8 12	3 5	19	0	3	0	1 0 -1	
0 Denim DeShields	G 25:47	2-7	1-5	0-0	2 2 4	3 1	5	2	4	0	0 0 -3	
2 Jerkaila Jordan	G 33:59	3-10	2-2	3-6	2 5 7	3 3	11	1	2	0	1 0 6	
4 Eniya Russell	G 38:13	8-15	4-9	1-5	1 5 6	0 5	21	9	4	0	0 0 15	
21 Debraasha Powe	G 24:36	3-6	3-6	0-0	0 1 1	2 0	9	0	0	0 2 0	8	
1 Destiny McPhaul	20:02	2-3	2-3	0-0	0 2 2	3 1	6	2	2	0 0 0	16	
5 Chandler Prater	17:24	2-5	2-4	2-2	3 0 3	1 2	8	2	2	0 0 2	0	
24 Quanirah Montague	10:50	0-1	0-0	0-0	0 4 4	0 1	0	1	0	2 1 0	14	
14 Kayla Thomas	01:22	0-0	0-0	0-0	0 1 1	1 0	0	0	0	0 0 -2		
Team					1 2 0				0	0		
Totals		28-58	14-29	9-17	13 29 42	16 18	79	17	17	2 7 0	11	

MISSISSIPPI STATE WOMEN'S BASKETBALL

2024-25 BOX SCORES

21

MISSISSIPPI STATE 96, AUBURN 56

Jan. 23, 2025 | Starkville, Miss. | Humphrey Coliseum | 4,652



Official Basketball Box Score - Final
Auburn at Mississippi St.
01/23/25 Humphrey Coliseum, Starkville
2024-25 Women's Basketball

Game Time: 6:32 PM
Game Duration: 1:49
Attendance: 4,652

Officials: Felicia Grinner, Roy Gubeyan, Teresa Stuck

Auburn - 56

Record: 10-10 (1-6)

NO. Name	Min	FG M-A	3P M-A	FT M-A	Rebounds OR DR TOT	Fouls PF FO	TP	AS	TO	ST	Blocks BS BA	+/-
1 Celia Sumbane	27:46	2-5	1-3	5-8	2 0 2	3 5	10	0	3	1	0 0	-26
5 DeYona Gaston	F 33:59	12-27	0-2	2-2	1 5 6	2 2	26	1	2	1	1 1	-38
14 Taylen Collins	F 29:32	2-7	0-0	0-0	1 1 2	2 1	4	1	2	1	0 0	-45
20 Oyinademi Akinbolawa	C 32:55	2-4	0-0	0-0	2 3 5	3 1	4	2	1	0	1 0	-29
12 Mar'shaun Bostic	G 25:44	0-3	0-0	4-6	0 2 2	3 6	4	5	3	1	0 0	-25
12 Audia Young	14:42	0-5	0-4	0-0	0 0 0	1 0	0	2	2	0	0 0	-22
7 Yakiya Milton	05:20	0-1	0-0	0-0	0 1 1	0 0	0	1	1	0	0 0	-1
32 Timiya Thurman	02:36	0-0	0-0	0-0	0 0 0	1 0	0	0	0	0	0 0	1
2 Jordan Hunter	15:19	1-5	1-2	0-0	1 1 2	0 0	3	1	1	0	0 0	-8
11 Syriah Daniels	12:07	2-4	1-3	0-0	1 1 2	0 0	5	2	2	0	0 0	-9
Team					1 0 1	0 0	0	0	0			
Totals		21-61	3-14	11-16	9 14 23	15 15	56	15	17	4	3 1	-40

Technical Fouls:NONE

Shooting By Period	1st FG	2nd FG	3rd FG	4th FG	GM FG
1st FG	5-16	31.3%			
2nd FG	3-6	50%			
3rd FG	2-17	11.8%			
4th FG	0-0	0%			
GM FG	10-39	25.6%			
1st FT	5-13	38.5%			
2nd FT	6-8	75%			
3rd FT	5-13	38.5%			
4th FT	2-2	100%			
GM FT	13-34	38.2%			
Dead Ball Rebounds: 2, 0					

Mississippi St. - 96

Record: 16-5 (3-4)

NO. Name	Min	FG M-A	3P M-A	FT M-A	Rebounds OR DR TOT	Fouls PF FO	TP	AS	TO	ST	Blocks BS BA	+/-
15 Madina Okot	C 19:28	6-7	0-0	1-1	3 6 9	2 1	13	1	5	1	0 1	17
0 Denim DeShields	G 26:33	4-7	1-3	4-4	1 2 3	2 4	13	7	1	1	0 1	37
2 Jerkalla Jordan	G 25:06	6-11	1-3	2-2	1 3 4	1 5	15	2	2	3	0 0	37
4 Eniya Russell	G 32:36	5-12	2-6	3-4	1 5 6	1 3	15	5	2	1	0 1	27
21 Debraasha Powe	G 22:04	2-7	2-6	0-0	0 5 5	3 0	6	1	4	0	0 0	15
14 Kayla Thomas	14:16	3-3	0-0	0-0	1 0 1	2 0	6	0	0	1	0 0	21
1 Destiny McPhaul	16:05	4-4	0-0	0-0	2 2 2	2 0	8	1	2	1	0 0	13
5 Chandler Prater	24:53	5-6	2-2	2-2	1 5 6	1 2	14	2	1	0	0 0	37
24 Quanirah Montague	12:04	2-3	0-1	0-0	1 2 3	1 0	4	0	2	1	1 0	6
6 Shakirah Edwards	05:08	0-0	0-0	0-0	0 1 1	0 0	0	0	0	0	0 0	-7
8 Anaisha Carriere	01:48	1-1	0-0	0-0	0 0 0	0 0	2	0	0	0	0 0	-3
Team					1 3 4	0 0	0	0	0			
Totals		38-61	8-21	12-13	10 34 44	15 15	96	19	19	9	1 3	40

Technical Fouls:NONE

Shooting By Period	1st FG	2nd FG	3rd FG	4th FG	GM FG
1st FG	6-10	60.0%			
2nd FG	1-3	33.3%			
3rd FG	2-2	100%			
4th FG	14-22	63.6%			
GM FG	13-35	37.1%			
1st FT	3-3	100%			
2nd FT	2-3	66.7%			
3rd FT	13-19	68.4%			
4th FT	3-6	50.0%			
GM FT	6-21	28.6%			
Dead Ball Rebounds: 0, 0					

	AU	State
Biggest lead	3 (1 st 9:18)	46 (4 th 4:21)
Best Scoring Run	7 (4 th 1:09)	24 (2 nd 2:15)
Lead Changes	3	
Times Tied	1	
Time with Lead	03:34	35:15

Game Notes: 1:36 (4th Quarter): Intentional Foul on MSU #21 (Debraasha Powe) •

22

MISSISSIPPI STATE 77, MISSOURI 78

Jan. 27, 2025 | Columbia, Mo. | Mizou Arena | 2,514



Official Basketball Box Score - Final
Mississippi St. at Missouri
01/27/25 Mizou Arena, Columbia
2024-25 Women's Basketball

Game Time: 7:00 PM
Game Duration: 2:03
Attendance: 2,514

Officials: Brian Hall, Margaret Tieman, Brian Garland

Mississippi St. - 77

Record: 16-6 (3-5)

NO. Name	Min	FG M-A	3P M-A	FT M-A	Rebounds OR DR TOT	Fouls PF FO	TP	AS	TO	ST	Blocks BS BA	+/-
15 Madina Okot	C 31:26	4-8	0-0	2-3	4 7 11	3 4	10	0	3	1	4 2	5
0 Denim DeShields	G 30:09	5-8	1-3	1-1	0 1 1	4 4	12	4	1	0	0 0	9
2 Jerkalla Jordan	G 38:26	13-21	5-9	9-17	4 4 8	3 12	40	0	3	2	0 0	-1
4 Eniya Russell	G 30:51	2-8	1-2	2-3	2 5 7	2 3	7	4	4	0	1 2	3
21 Debraasha Powe	G 31:17	1-4	0-3	0-0	2 0 2	1 0	2	0	0	1	0 0	-11
5 Chandler Prater	29:18	3-11	0-2	0-0	3 2 5	4 0	6	2	1	0	0 0	-4
14 Kayla Thomas	07:15	0-2	0-0	0-0	0 0 0	0 0	0	0	0	0	0 0	-2
24 Quanirah Montague	01:19	0-0	0-0	0-0	0 0 0	0 0	0	0	0	0	0 0	-4
Team					2 5 7	0 0	0	0	0			
Totals		28-62	7-19	14-24	17 24 41	19 23	77	10	12	4	5 4	-1

Technical Fouls:NONE

Shooting By Period	1st FG	2nd FG	3rd FG	4th FG	GM FG
1st FG	7-14	50.0%			
2nd FG	4-5	80%			
3rd FG	8-16	50.0%			
4th FG	2-6	33.3%			
GM FG	21-31	67.7%			
1st FT	2-7	28.6%			
2nd FT	2-6	33.3%			
3rd FT	6-15	40.0%			
4th FT	1-2	50.0%			
GM FT	9-20	45.0%			
Dead Ball Rebounds: 4, 0					

Missouri - 78

Record: 12-10 (1-4)

NO. Name	Min	FG M-A	3P M-A	FT M-A	Rebounds OR DR TOT	Fouls PF FO	TP	AS	TO	ST	Blocks BS BA	+/-
30 Angelique Ngakulundi	F 23:58	1-1	0-0	2-2	1 6 7	4 2	4	0	0	0	2 0	-5
0 Grace Slaughter	G 36:30	10-21	3-9	8-8	1 5 6	0 5	31	0	1	1	0 1	-1
4 Lariah Randle	G 33:37	6-14	0-0	2-4	3 1 4	4 3	14	2	1	4	1 2	4
21 Averi Kroenke	G 30:19	1-3	1-1	0-0	1 0 1	4 2	3	4	0	0	0 0	-1
24 Ashton Judd	G 30:38	3-12	1-5	7-7	2 6 8	4 5	14	2	5	0	0 1	-7
23 Abbey Schrecke	18:12	2-5	2-5	0-0	0 0 0	0 0	6	2	1	0	0 0	12
8 Nyah Wilson	09:28	0-0	0-0	1-2	0 2 2	1 1	1	0	1	0	1 0	-1
34 Hannah Linthacum	07:34	1-2	0-0	0-0	1 0 1	3 1	2	0	0	0	0 1	2
1 DeMya Brown	09:44	1-1	1-1	0-0	0 2 2	3 0	3	0	1	0	0 0	0
Team					2 1 3	0 1	0	1	0			
Totals		25-59	8-21	20-23	11 23 34	23 19	78	10	10	6	4 5	1

Technical Fouls:NONE

Shooting By Period	1st FG	2nd FG	3rd FG	4th FG	GM FG
1st FG	6-16	37.5%			
2nd FG	9-9	100%			
3rd FG	7-16	43.8%			
4th FG	2-5	40.0%			
GM FG	25-59	42.4%			
1st FT	3-3	100%			
2nd FT	7-15	46.7%			
3rd FT	2-4	50.0%			
4th FT	3-5	60%			
GM FT	13-23	56.5%			
Dead Ball Rebounds: 2, 0					

	MSU	Mizzou
Biggest lead	9 (3 rd 6:08)	4 (2 nd 3:39)
Best Scoring Run	8 (1 st 5:11)	8 (3 rd 4:04)
Lead Changes	20	
Times Tied	18	
Time with Lead	22:02	05:35

23

MISSISSIPPI STATE 67, LSU 81

Feb. 2, 2025 | Baton Rouge, La. | Pete Maravich Assembly Center | 11,275



Official Basketball Box Score - Final
Mississippi St. at LSU
02/02/25 Maravich Assembly Center, Baton Rouge
2024-25 Women's Basketball

Game Time: 1:00 PM
Game Duration: 1:57
Attendance: 11,275

Officials: Joseph Vaszily, Melissa Barlow, Jeffrey Smith

Mississippi St. - 67

Record: 16-7 (3-6)

NO. Name	Min	FG M-A	3P M-A	FT M-A	Rebounds OR DR TOT	Fouls PF FO	TP	AS	TO	ST	Blocks BS BA	+/-
15 Madina Okot	C 21:17	3-7	0-0	0-2	4 6 10	1 2	6	1	2	0	1 1	-10
0 Denim DeShields	G 31:53	3-10	1-5	0-1	1 2 3	4 7	1	4	2	2	0 0	-34
2 Jerkalla Jordan	G 24:15	2-12	0-3	5-6	0 3 3	3 4	9	1	0	0	1 3	-14
5 Chandler Prater	G 26:54	2-8	0-4	2-2	4 5 9	0 2	6	1	2	0	0 0	-13
21 Debraasha Powe	G 19:24	2-7	2-7	0-0	0 2 2	4 0	6	1	1	0	0 0	-8
4 Eniya Russell	28:53	5-15	3-10	0-0	4 4 8	2 0	13	4	3	2	0 1	-5
1 Destiny McPhaul	26:04	3-7	1-2	3-3	0 3 3	4 2	10	3	2	1	0 0	-11
14 Kayla Thomas	04:48	0-0	0-0	0-0	0 0 0	1 0	0	2	2	0	0 0	-4
24 Quanirah Montague	16:33	5-6	0-0	0-0	3 6 9	2 0	10	0	3	2	1 0	1
Team					5 2 7	0 0	0	0	0			
Totals		25-72	7-31	10-14	17 32 49	20 14	67	14	19	7	3 7	-14

Technical Fouls:NONE

Shooting By Period	1st FG	2nd FG	3rd FG	4th FG	GM FG
1st FG	5-18	27.8%			
2nd FG	1-1	100%			
3rd FG	9-17	52.9%			
4th FG	3-7	42.9%			
GM FG	18-33	54.5%			
1st FT	2-4	50%			
2nd FT	7-20	35.0%			
3rd FT	2-7	28.6%			
4th FT	3-5	60%			
GM FT	12-24	50.0%			
Dead Ball Rebounds: 2, 0					

LSU - 81

Record: 23-1 (8-1)

NO.	Name	Min	FG M-A	3P M-A	FT M-A	Rebounds OR DR TOT	Fouls PF FO	TP	AS	TO	ST	Blocks BS BA	+/-
14	Aneesh Morrow	F 38:42	7-17	0-1	4-7	8 12 20	4 8	18	1	0	2	1 1	14
4	Flau/Jae Johnson	G 37:44	6-12	4-6	4-4	2 3 5	2 3	20	4	1	4	0 0	12
8	Jersey Wolfenbarger	G 28:04	5-8	0-0	2-5	2 3 5	1 4	12	0	2	2	0 0	14
12	Mikaylah Williams	G 36:06	8-16	4-8	2-2	3 3 6	2 2	22	4	4	0	0 0	12
10	Sheyann Day-Wilson	G 34:16	1-6	0-1	0-0	6 6 4	2 2	2 4	2	1	0	1 0	8
16	Kailyn Gilbert	12:24	18-1	+3	0-0	0-0	0-0	0-0	3	3	1	0 0	5
23	Ayalah Del Rosario	05:15	1-2	0-0	0-0	2 2 2	1 1	2	0	0	0	1 2	0
1	Miracle Sheppard	07:27	1-2	0-0	0-0	2 0 2	1 0	2	0	1	1	0 0	-1
30	Jada Richard	04:46	0-3	0-1	0-0	0 0 0	0 0	0	0	1	0	0 0	4
						3	3	0	0	1	0		
Totals			30:74	9-20	12-18	17 31 48	15 20	81	14	16	8	7 3	14

2024-25 BOX SCORES

25

MISSISSIPPI STATE 60, ALABAMA 80
Feb. 9, 2025 | Starkville, Miss. | Humphrey Coliseum | 4,554



Official Basketball Box Score - Final
Alabama at Mississippi St.
02/09/25 Humphrey Coliseum, Starkville
2024-25 Women's Basketball

A

Game Time: 1:02 PM
Game Duration: 1:48
Attendance: 4,554

26

MISSISSIPPI STATE 85, VANDERBILT 77 (2OT)
Feb. 13, 2025 | Nashville, Tenn. | Memorial Gymnasium | 3,577



Official Basketball Box Score - Final
Mississippi St. at Vanderbilt
02/13/25 Memorial Gymnasium (Vanderbilt), Nashville
2024-25 Women's Basketball

A

Game Time: 8:00 PM
Game Duration: 2:35
Attendance: 3,577

Alabama - 80												
Record: 20-5 (7-4)												
NO. Name	Min	FG M-A	3P M-A	FT M-A	Rebounds OR DR TOT	Fouls PF FO	TP	AS	TO	ST	Blocks BS BA	+/-
21 Essence Cody	F 30:07	7-9	1-1	2-4	2 5 7	2 5	17	1	3	1	4 0	14
3 Sarah Ashlee Barker	G 37:22	6-12	0-2	7-9	3 9 12	2 8	19	8	6	4	0 0	25
14 Zaay Green	G 34:03	5-11	2-2	0-0	0 6 6	2 2	12	5	2	0	0 0	20
22 Karily Weathers	G 33:40	3-4	3-4	0-0	1 4 5	2 0	9	3	4	0	0 0	14
32 Aaliyah Nye	G 36:00	5-12	2-7	0-0	0 4 4	2 1	12	1	3	3	0 0	14
13 JeAnna Cunningham	09:53	2-3	0-0	0-0	1 1 2	2 0	4	0	1	0	0 1	6
20 Diana Collins	13:33	1-1	0-0	2-3	1 2 3	1 1	4	1	2	1	0 0	6
4 Eris Lester	05:16	1-1	1-1	0-0	0 0 0	1 0	3	0	0	0	0 0	4
24 Leah Brooks	00:06	0-0	0-0	0-0	0 0 0	0 0	0	0	0	0	0 0	-3
Team					1 2 3		0		1			
Totals		30-53	9-17	11-16	9 33 42	14 17	80	19	22	9	4 1	20
Technical Fouls:NONE												

Shooting By Period		
1 st FG%	10-14	71.4%
3PT%	3-6	50.0%
FT%	3-5	60%
2 nd FG%	8-16	50.0%
FT%	4-7	57.1%
3 rd FG%	7-11	63.6%
3PT%	3-4	75.0%
FT%	2-2	100%
4 th FG%	5-12	41.7%
3PT%	2-5	40.0%
FT%	2-2	100%
GM FG%	30-53	56.6%
3PT%	9-17	52.9%
FT%	11-16	68.8%
Dead Ball Rebounds: 2, 1		

Mississippi St. - 60												Record: 17-8 (4-7)											
NO. Name	Min	FG M-A	3P M-A	FT M-A	Rebounds OR DR TOT	Fouls PF FO	TP	AS	TO	ST	Blocks BS BA	+/-											
15 Madina Okot	C 23:28	6-9	0-0	0-2	4 3 7	1 2	12	1	2	3	0	2											
0 Denim DeShields	G 28:17	0-5	0-1	0-0	0 1 1	2 1	0	1	0	3	0	-17											
2 Jerkalla Jordan	G 31:13	1-10	0-3	6-6	1 2 3	3 8	4	2	6	0	1	-17											
5 Chandler Prater	G 26:08	3-6	0-1	2-2	1 0 1	4 3	8	1	1	1	0	-26											
21 Debreasha Powe	G 32:15	5-13	2-7	2-2	1 1 2	2 10	3	1	0	0	0	-11											
1 Destiney McPhaul	28:27	4-8	1-3	1-1	0 2 2	2 2	10	3	1	2	0	-16											
4 Eniya Russell	18:15	3-10	1-3	1-2	0 4 4	3 1	8	0	4	1	0	1											
24 Quanirah Montague	03:50	0-1	0-0	0-0	0 0 0	1 0	0	0	1	0	0	-13											
14 Kayla Thomas	08:07	0-1	0-0	0-0	0 3 3	0 0	0	0	0	0	1 1	-3											
Team					1 1 2		0		0														
Totals		22-63	4-18	12-15	8 17 25	17 14	80	10	12	16	1 4	-20											
Technical Fouls:NONE																							

Shooting By Period		
1 st FG%	4-17	23.5%
3PT%	1-5	20.0%
FT%	2-2	100%
2 nd FG%	5-14	35.7%
3PT%	1-5	20.0%
FT%	0-0	0%
3 rd FG%	7-16	43.8%
3PT%	1-2	50.0%
FT%	7-7	100%
4 th FG%	6-16	37.5%
3PT%	1-6	16.7%
FT%	3-6	50%
GM FG%	22-63	34.9%
3PT%	4-18	22.2%
FT%	12-15	80.0%
Dead Ball Rebounds: 2, 0		

	Bama	State	Points from		Bama	State	Period by Period Scoring					
Biggest lead	28 (2 nd 1:27)	0 (1 st 10:00)	Turnovers		11	16		1st	2nd	3rd	4th	TOT
Best Scoring Run	12 (2 nd 1:27)	11 (4 th 4:06)	Paint		32	26						
Lead Changes			Second Chance		16	6	Bama	26	21	19	14	80
Times Tied		0	Fast Breaks		18	5	State	11	11	22	16	60
Time with Lead	39:12	00:00	Bench		11	18						

Mississippi St. - 85													
Record: 18-8 (5-7)													
NO. Name	Min	FG M-A	3P M-A	FT M-A	Rebounds OR DR TOT	Fouls PF FO	TP	AS	TO	ST	Blocks BS BA	+/-	
15 Madina Okot	C 33:31	10-12	0-0	1-1	8 15 23	3 1	21	3	2	4	2 0	11	
0 Denim DeShields	G 43:26	3-13	0-3	3-3	2 2 4	2 4	9	4	5	3	1 1	18	
2 Jerkalla Jordan	G 29:24	9-24	0-6	3-5	1 3 4	4 4	21	0	1	1	0 1	0	
5 Chandler Prater	G 41:11	4-8	0-1	3-4	3 6 9	1 4	11	1	3	2	0 0	27	
21 Debreasha Powe	G 40:56	2-11	1-10	0-0	0 4 4	3 1	5	0	1	0	1 0	1	
1 Destiney McPhaul	10:38	1-3	1-2	0-0	1 0 1	1 1	3	0	4	0	0 0	-12	
4 Eniya Russell	27:14	0-10	0-5	0-0	1 3 4	1 0	2	2	0	0	1 1	-6	
24 Quanirah Montague	19:29	6-9	0-0	3-6	8 4 12	2 3	15	1	1	1	0 1	6	
14 Kayla Thomas	04:11	0-0	0-0	0-0	0 1 1	0 0	0	0	2	0	0 0	-5	
Team					2 1 3		0		1				
Totals		35-90	2-27	13-19	26 39 65	17 19	85	11	22	11	4 4	8	
Technical Fouls:NONE													

Shooting By Period		
1 st FG%	4-20	20.0%
3PT%	1-10	10.0%
FT%	0-0	0%
2 nd FG%	8-20	40.0%
3PT%	1-6	16.7%
FT%	3-4	75%
3 rd FG%	10-23	43.5%
3PT%	0-8	0.0%
FT%	1-1	100%
4 th FG%	6-15	40.0%
3PT%	0-2	0.0%
FT%	3-7	42.9%
OT FG%	7-12	58.3%
3PT%	0-1	0.0%
FT%	6-7	85.7%
GM FG%	35-90	38.9%
3PT%	2-27	7.4%
FT%	13-19	68.4%
Dead Ball Rebounds: 4, 0		

Vanderbilt - 77												
Record: 18-7 (5-6)												
NO. Name		FG	3P	FT	Rebounds	Fouls	TP	AS	TO	ST	Blocks	+/-
		M-A	M-A	M-A	OR DR TOT	PF FO					BS BA	
10 Jane Nwabia	F 05:57	0-1	0-1	0-0	1 1 2	0 0	0	1	0	0	0 0	-5
12 Khani Pierre	F 44:06	11-19	1-3	1-4	1 11 12	3 3	24	3	3	2	0 1	-6
1 Mikayla Blakes	G 43:59	4-19	1-6	4-4	2 7 9	5 7	13	4	4	5	0 2	-12
11 Jordyn Oliver	G 37:42	4-9	0-0	0-0	2 3 5	1 0	8	2	4	0	1 1	-12
23 Iyana Moore	G 40:21	3-12	0-6	4-4	0 0 0	4 4	10	5	1	3	0 0	-3
5 Leilani Kapinus	09:06	0-1	0-0	2-2	0 2 2	1 1	2	0	2	2	1 0	7
4 Madison Greene	41:08	6-11	4-7	1-2	1 1 2	2 1	17	0	1	0	0 0	-1
14 Aiyana Mitchell	18:12	0-4	0-0	0-0	1 3 4	2 0	0	2	1	3	2 0	2
13 Justine Pissott	09:28	1-2	1-2	0-0	1 0 1	1 1	3	1	0	0	0 0	-10
Team					3 3 6		0					
Totals		29-78	7-25	12-16	12 31 43	19 17	77	18	16	15	4 4	-8
Technical Fouls:NONE												

Shooting By Period		
1 st FG%	8-17	47.1%
3PT%	1-6	16.7%
FT%	2-2	100%
2 nd FG%	4-16	25.0%
3PT%	3-7	42.9%
FT%	1-4	25%
3 rd FG%	7-17	41.2%
3PT%	1-4	25.0%
FT%	2-3	66.7%
4 th FG%	7-13	53.8%
3PT%	1-3	33.3%
FT%	2-2	100%
OT FG%	3-15	20.0%
3PT%	1-5	20.0%
FT%	5-5	100%
GM FG%	29-78	37.2%
3PT%	7-25	28.0%
FT%	12-16	75.0%
Dead Ball Rebounds: 2, 0		

	MS ST	VANDY	Points from		MS ST	VANDY	Period by Period Scoring							
Biggest lead	8 (2 nd OT 0:59)	10 (1 st 0:55)	Turnovers	17	26	MS ST	1st	2nd	3rd	4th	OT1	OT2	TOT	
Best Scoring Run	11 (2 nd 2:36)	8 (1 st 4:47)	Paint	66	30		9	20	21	15	7	13	85	
Lead Changes	12		Second Chance	24	9		VANDY	19	12	17	17	7	5	77
Times Tied	13		Fast Breaks	8	18									
Time with Lead	14:55	27:15	Bench	18	22									

IN THE 2024-25 POLLS/STANDINGS

ASSOCIATED PRESS POLL

Week 14 - Released/Updated on Feb. 10

RANK	SCHOOL	RECORD	POINTS
1.	UCLA (31)	23-0	775
2.	Notre Dame	21-2	733
3.	Texas	24-2	713
4.	South Carolina	22-2	687
5.	LSU	25-1	646
6.	USC	21-2	628
7.	UConn	22-3	570
8.	Kentucky	19-2	521
9.	Ohio State	20-3	487
10.	NC State	19-4	480
11.	TCU	22-3	443
12.	North Carolina	21-4	429
13.	Duke	19-5	426
14.	Kansas State	22-3	407
15.	Tennessee	17-6	316
16.	Oklahoma	17-6	311
17.	Maryland	19-5	290
18.	West Virginia	19-4	258
19.	Georgia Tech	20-4	257
20.	Oklahoma State	19-4	156
21.	Alabama	20-5	146
22.	Michigan State	18-5	86
23.	Florida State	19-5	78
24.	Creighton	20-4	61
25.	Baylor	20-5	48

OTHERS RECEIVING VOTES: California 38, Illinois 22, Vanderbilt 20, Utah 14, South Dakota St. 7, Michigan 6, Richmond 5, Mississippi 4, Columbia 3, Harvard 2, Louisville 1, Grand Canyon 1.

USA TODAY/WBCA COACHES' POLL

Week 14 - Released/Updated on Feb. 11

RANK	SCHOOL	RECORD	POINTS
1.	UCLA (31)	23-0	775
2.	Notre Dame	21-2	728
3.	Texas	24-2	693
4.	South Carolina	22-2	692
5.	LSU	25-1	671
6.	USC	21-2	624
7.	UConn	22-3	580
8.	Ohio State	20-3	491
9.	TCU	22-3	478
10.	Duke	19-5	475
11.	NC State	1-4	464
12.	North Carolina	21-4	431
13.	Kentucky	19-3	420
14.	Kansas State	22-3	420
15.	Maryland	19-5	329
16.	Tennessee	17-6	324
17.	Oklahoma	18-6	290
18.	West Virginia	19-4	253
19.	Georgia Tech	20-4	228
20.	Alabama	20-5	174
21.	Florida State	19-5	98
22.	Michigan State	18-5	85
23.	Oklahoma State	19-4	72
24.	South Dakota State	21-3	71
25.	Creighton	20-4	51

OTHERS RECEIVING VOTES: Baylor 41; California 36; Vanderbilt 20; Ole Miss 17; Utah 15; Richmond 9; Louisville 8; Michigan 5; George Mason 5; FGCU 2

NET RANKINGS

Updated on Feb. 14

CURRENT NET RANKING - 34	
Average NET Win	180
Average NET Loss	20
vs. Top 100	6-8
QUAD 1 (3-7)	
Home	1-3
(1 South Carolina, 16 Oklahoma, 12 Ole Miss, 17 Alabama)	
Away	1-4
(10, LSU, 11 Tennessee, 26 Georgia Tech, 20 Kentucky, 22 Vanderbilt)	
Neutral	1-0
(23 Utah)	
QUAD 2 (1-1)	
Home	0-0
Away	0-1
(61 Missouri)	
Neutral	1-0
(55 Belmont)	
QUAD 3 (3-0)	
Home	1-0
(57 Auburn)	
Away	1-0
(121 Georgia)	
Neutral	1-0
(67 South Florida)	
QUAD 4 (11-0)	
Home	7-0
(135 Arkansas, 203 Memphis, 177 Chattanooga, 321 Mercer, 326 Alcorn State, 357 Alabama State, 361 South Carolina State)	
Away	3-0
(188 ULM, 246 UMES, 349 Chicago State)	
Neutral	1-0
(222 Jacksonville)	

2024-25 SEC STANDINGS

	CONFERENCE				OVERALL					Streak	vs. T10	vs. T25
	W-L	Pct.	H	A	W-L	Pct.	H	A	N			
Texas	11-1	.917	6-0	5-1	25-2	.926	13-0	8-2	4-0	W9	5-2	8-2
South Carolina	11-1	.917	6-0	5-1	23-2	.920	12-0	6-2	5-0	W1	5-2	9-2
LSU	10-1	.909	6-0	4-1	25-1	.962	16-0	5-1	4-0	W5	0-1	4-1
Kentucky	8-3	.727	4-1	4-2	19-4	.826	12-1	5-3	2-0	L2	0-1	4-2
Ole Miss	8-4	.667	3-3	5-1	17-7	.708	10-3	6-2	1-2	W2	1-3	2-5
Alabama	7-4	.636	3-2	4-2	20-5	.800	10-2	6-3	4-0	W3	0-2	1-3
Oklahoma	6-5	.545	4-2	2-3	18-6	.750	11-2	5-3	2-1	W2	0-3	3-5
Vanderbilt	5-6	.455	3-3	2-3	18-7	.720	12-3	5-3	1-1	L3	0-2	2-3
Tennessee	5-6	.455	2-3	3-3	18-6	.750	11-3	4-3	3-0	W1	1-5	2-5
Mississippi State	5-7	.417	3-3	2-4	18-8	.692	9-3	5-5	4-0	W1	1-2	1-5
Florida	3-8	.273	1-4	2-4	12-13	.480	9-5	3-5	0-3	L2	0-2	0-7
Texas A&M	3-8	.273	3-3	0-5	10-13	.435	9-5	0-6	1-2	L5	0-4	2-7
Auburn	3-9	.250	3-3	0-6	12-13	.480	8-4	2-8	2-1	L2	0-3	0-8
Georgia	2-9	.182	2-4	0-5	10-15	.400	8-7	0-6	2-2	W1	0-1	0-4
Missouri	2-9	.182	1-3	1-6	13-13	.500	10-6	2-6	1-1	W1	0-3	0-6
Arkansas	2-10	.167	1-5	1-5	9-18	.333	7-8	2-6	0-4	L4	0-3	0-6



0

DENIM DESHIELDS

JR. | G | 5-5 | ATLANTA, GA. | MCEACHERN HS | LA LUMIERE SCHOOL (PREP) | UAB



SCAN OR [CLICK HERE](#) FOR FULL BIO/STATISTICS

LAST FIVE GAMES

	GS	MIN	FG-FGA	FG%	3FG-3FGA	3FG%	FT-FTA	FT%	O-D-REB	PF	AST	TO	BLK	STL	PTS	+/-
at Vanderbilt 2/13	*	43:26	3-13	23.1	0-3	0.0	3-3	100.0	2-2-4	2	4	5	1	3	9	+18
Alabama 2/9	*	28:17	0-5	0.0	0-1	0.0	0-0	0.0	0-1-1	2	1	0	0	3	0	-17
Arkansas 2/6	*	25:39	1-5	20.0	0-2	0.0	1-2	50.0	0-1-1	3	3	0	0	1	3	+28
at LSU 2/2	*	31:53	3-10	30.0	1-5	20.0	0-1	0.0	1-1-2	3	1	4	0	2	7	-6
at Missouri 1/27	*	30:09	5-8	62.5	1-3	33.3	1-1	100.0	0-1-1	4	4	1	0	0	12	+9

SEASON STATISTICS

Games Played	Minutes/game	Points/game	FG Pct	3FG Pct	FT Pct	Rebounds/game	Assists/game	Turnovers/game	Assist/Turnover ratio	Steals/game	Blocks/game
26	27.7	5.7	34.1	28.6	86.0	1.8	3.6	2.7	1.3	1.3	0.1

2024-25

- Finished with nine points, four assists, three steals and a block in the double OT game against Vanderbilt, including a steal that led to a Jerkaila Jordan fastbreak layup to tie the game with 25 seconds remaining in the fourth quarter and force overtime.
- Recorded back-to-back 10+ point games after scoring 12 points on 62.5 percent shooting and four assists against Missouri (Jan. 27).
- Collected a season-high 13 points against Auburn (Jan. 24), where she also dished out seven assists, her single-game best in conference play.
- Knocked down a three against Tennessee (Jan. 16), has hit at least one in eight of the last nine games.
- DeShields finished with nine points along with tying her career-high of five steals against Oklahoma (Jan. 9).
- DeShields finished two points and one assist shy of a double-double against South Carolina State (Dec. 29). She knocked down a pair of three's, her second game this season with multiple makes from behind the mark. DeShields led the team with nine assists in the contest which was a season-high.
- DeShields, an Atlanta, Ga. native, added five points, three assists, three rebounds and a block in 33 minutes at Georgia Tech (Dec. 4).
- DeShields recorded 10 points, her first game of 10 or more points at Mississippi State, in addition to three rebounds and three assists in 25 minutes vs. Chattanooga (Nov. 17).

CAREER

- Prior to 2024-25, DeShields started 61 of 63 games in two seasons at UAB from 2022-24. She was a two-time All-Conference selection over two different conference affiliations, Conference USA and American Athletic Conference. She was named to the 2023 Conference USA All-Freshman and 2024 American Athletic Conference All-Conference Third Team.
- DeShields mother, Tisha, was a 1991 NCAA Outdoor All-American in the heptathlon at Tennessee and is a member of the Delaware Track and Field Hall of Fame. Her father, Delino, was drafted out of high school with the 12th-overall pick in the first round of the 1987 MLB Draft and played 13 seasons. Her brother, Delino Jr., was selected with the eighth-overall pick of the 2010 MLB Draft by the Houston Astros. Her sister, Diamond, was an multi-time All-American and All-SEC selection at Tennessee after she transferred from North Carolina, where she was the 2014 National Freshman of the Year by multiple outlets, and eventually was the third-overall pick in the first round of the 2018 WNBA Draft by the Chicago Sky.

GAME-BY-GAME

Opponent	Date	GS	MIN	FG-FGA	PCT	3FG-3FGA	PCT	FT-FTA	PCT	OFF	DEF	TOT	AVG	PF	A	TO	BLK	STL	PTS	AVG
Memphis	11/07/2024	*	27:59	3-5	.600	0-2	.000	3-3	1.000	0	1	1	1.0	2	2	1	0	2	9	9.0
Alcorn	11/10/2024	*	23:47	2-3	.667	1-1	1.000	0-0	.000	1	0	1	1.0	1	2	3	0	1	5	7.0
Alabama St.	11/13/2024	*	24:31	0-4	.000	0-2	.000	0-0	.000	2	0	2	1.3	0	4	1	0	2	0	4.7
Chattanooga	11/17/2024	*	25:06	2-8	.250	1-3	.333	5-5	1.000	1	2	3	1.8	2	3	2	1	1	10	6.0
Mercer	11/20/2024	*	23:47	1-2	.500	1-2	.500	0-0	.000	1	0	1	1.6	0	5	2	0	3	3	5.4
vs Jacksonville	11/24/2024	*	27:16	0-2	.000	0-1	.000	2-2	1.000	0	2	2	1.7	3	4	1	0	2	2	4.8
vs Utah	11/28/2024	*	20:49	1-3	.333	1-3	.333	3-3	1.000	0	2	2	1.7	4	6	4	0	2	6	5.0
vs South Fla.	11/29/2024	*	31:53	0-5	.000	0-2	.000	4-6	.667	0	1	1	1.6	3	5	3	0	0	4	4.9
at Georgia Tech	12/04/2024	*	32:57	2-7	.286	1-2	.500	0-1	.000	1	2	3	1.8	2	3	4	1	0	5	4.9
at Chicago St.	12/08/2024	*	28:44	2-7	.286	0-3	.000	0-0	.000	0	1	1	1.7	0	7	4	0	2	4	4.8
vs Belmont	12/14/2024	*	25:13	2-6	.333	1-3	.333	2-2	1.000	1	3	4	1.9	1	1	4	0	0	7	5.0
at ULM	12/17/2024	*	33:27	1-4	.250	0-2	.000	1-2	.500	0	0	0	1.8	2	6	4	0	1	3	4.8
at UMES	12/20/2024	*	34:14	2-4	.500	2-3	.667	2-2	1.000	0	2	2	1.8	1	1	4	0	2	8	5.1
South Carolina St.	12/29/2024	*	26:45	3-4	.750	2-3	.667	0-0	.000	1	1	2	1.8	1	9	2	0	1	8	5.3
at Kentucky	01/02/2025	*	26:18	2-4	.500	1-2	.500	0-0	.000	0	1	1	1.7	3	3	0	0	0	5	5.3
South Carolina	01/05/2025	*	27:50	1-1	1.000	0-0	.000	0-0	.000	0	2	2	1.8	1	3	6	0	1	2	5.1
Oklahoma	01/09/2025	*	23:19	2-4	.500	1-3	.333	4-4	1.000	1	3	4	1.9	2	2	2	0	5	9	5.3
at Georgia	01/12/2025	*	25:47	2-7	.286	1-5	.200	0-0	.000	2	2	4	2.0	3	2	4	0	0	5	5.3
at Tennessee	01/16/2025	*	23:19	1-1	1.000	1-1	1.000	0-0	.000	0	0	0	1.9	0	3	5	0	1	3	5.2
Ole Miss	01/19/2025	*	20:24	1-6	.167	1-3	.333	2-2	1.000	0	0	0	1.8	0	2	3	0	0	5	5.2
Auburn	01/23/2025	*	26:33	4-7	.571	1-3	.333	4-4	1.000	1	2	3	1.9	2	7	1	0	1	13	5.5
at Missouri	01/27/2025	*	30:09	5-8	.625	1-3	.333	1-1	1.000	0	1	1	1.8	4	4	1	0	0	12	5.8
at LSU	02/02/2025	*	31:53	3-10	.300	1-5	.200	0-1	.000	1	1	2	1.8	3	1	4	0	2	7	5.9
Arkansas	02/06/2025	*	25:39	1-5	.200	0-2	.000	1-2	.500	0	1	1	1.8	3	3	0	0	1	3	5.8
Alabama	02/09/2025	*	28:17	0-5	.000	0-1	.000	0-0	.000	0	1	1	1.8	2	1	0	0	3	0	5.5
at Vanderbilt	02/13/2025	*	43:26	3-13	.231	0-3	.000	3-3	1.000	2	2	4	1.8	2	4	5	1	3	9	5.7
Totals		26	719:22	46-135	.341	18-63	.286	37-43	.860	15	33	48	1.8	47	93	70	3	35	147	5.7

CAREER

		Field Goals		3-Point		F-Throws		Rebounds		PF-FO		TO		BLK		STL		PTS		AVG	
SEASON	TEAM	GP-GS	MIN/AVG	FG-FGA	FG%	3FG-3FGA	3FG%	FT-FTA	FT%	OFF	DEF	TOT	AVG	A	TO	BLK	STL	PTS	AVG	PTS	AVG
2022-23	UAB	31-30	930/30.0	146-358	.408	24-86	.279	86-124	.694	11	79	90	2.9	79-2	132	98	1	24	402	13.0	
2023-24	UAB	32-31	1064/33.3	161-379	.425	15-71	.211	91-116	.784	16	80	96	3.0	71-1	170	119	3	39	428	13.4	
2024-25	MS	26-26	719/27.7	46-135	.341	18-63	.286	37-43	.860	15	33	48	1.8	47-0	93	70	3	35	147	5.7	
TOTAL FOR MS		26-26	719/27.7	46-135	.341	18-63	.286	37-43	.860	15	33	48	1.8	47-0	93	70	3	35	147	5.7	
TOTAL		89-87	2714/30.5	353-872	.405	57-220	.259	214-283	.756	42	192	234	2.6	197-3	395	287	7	98	977	11.0	

HIGHS

POINTS	
Season.....	13, vs Auburn, 1/23/25
SEC.....	13, vs Auburn, 1/23/25
Career.....	36, vs. FIU, 1/7/23*

REBOUNDS

Season.....	4, (4x) Last at Vanderbilt, 2/13/25
SEC.....	4, (3x) Last at Vanderbilt, 2/13/25
Career.....	7 (3x), last vs. UTSA, 1/21/24*

ASSISTS

Season.....	9, vs. South Carolina State 12/29/24
SEC.....	7, vs Auburn, 1/23/25
Career.....	11, at East Carolina 1/10/24*, at Charlotte 12/19/22*

BLOCKS

Season.....	1, (3x) Last at Vanderbilt, 2/13/25
SEC.....	1, at Vanderbilt, 2/13/25
Career.....	1 (6x), Last at Vanderbilt, 2/13/25

STEALS

Season.....	5, vs. Oklahoma, 1/9/25
SEC.....	5, vs. Oklahoma, 1/9/25
Career.....	5, (2x) Last vs. Oklahoma, 1/9/25

FIELD GOALS MADE

Season.....	5, at Missouri, 1/27/25
SEC.....	4, at Missouri, 1/27/25
Career.....	14, vs. FIU, 1/7/23*

FIELD GOALS ATTEMPTED

Season.....	13, at Vanderbilt, 2/13/25
SEC.....	13, at Vanderbilt, 2/13/25
Career.....	27, vs. FIU, 1/7/23*

THREE-POINT FIELD GOALS MADE

Season.....	2 (2x) Last vs. South Carolina State 12/29/24
SEC.....	1, (7x) Last at LSU 2/2/25
Career.....	4, at Southern Miss. 3/20/24*, vs. Charlotte 3/4/23*

THREE-POINT FIELD GOALS ATTEMPTED

Season.....	5, (2x) Last at LSU 2/2/25
SEC.....	5, (2x) Last at LSU 2/2/25
Career.....	7, at North Texas 1/28/24*, at UTSA 12/31/22*

FREE THROWS MADE

Season.....	5, vs. Chattanooga, 11/17/24
SEC.....	4, (2x) Last vs Auburn, 1/23/25
Career.....	13, vs. SMU, 1/14/24*

FREE THROWS ATTEMPTED

Season.....	6, vs. South Florida, 11/29/24
SEC.....	4, (2x) Last vs Auburn, 1/23/25
Career.....	14, vs. SMU, 1/14/24*

MINUTES

Season.....	43 (43:26), at Vanderbilt, 2/13/25
SEC.....	43 (43:26), at Vanderbilt, 2/13/25
Career.....	44 (43:50), at Wichita State, 1/25/24*
* AT UAB (2022-24)	



1

DESTINEY MCPHAUL

R-JR. | G | 5-9 | PHILADELPHIA, PA. | WEST CATHOLIC HS | TEMPLE | NORTHWEST FLORIDA STATE COLLEGE



SCAN OR [CLICK HERE](#) FOR FULL BIO/STATISTICS

LAST FIVE GAMES

	GS	MIN	FG-FGA	FG%	3FG-3FGA	3FG%	FT-FTA	FT%	O-D-REB	PF	AST	TO	BLK	STL	PTS	+/-
at Vanderbilt 2/13		10:38	1-3	33.3	1-2	50.0	0-0	0.0	1-0-1	1	0	4	0	0	3	-12
Alabama 2/9		28:27	4-8	50.0	1-3	33.3	1-1	100.0	0-2-2	2	3	1	0	2	10	-16
Arkansas 2/6		22:58	5-7	71.4	1-3	33.3	0-0	0.0	0-0-0	4	1	2	0	3	11	+6
at LSU 2/2		26:04	3-7	42.8	1-2	50.0	3-3	100.0	0-3-3	4	3	2	0	1	10	-11
at Missouri 1/27																

SEASON STATISTICS

Games Played	Minutes/game	Points/game	FG Pct	3FG Pct	FT Pct	Rebounds/game	Assists/game	Turnovers/game	Assist/Turnover ratio	Steals/game	Blocks/game
23	23.0	8.3	49.6	38.5	80.0	2.7	2.7	1.9	1.4	1.3	0.2

2024-25

- Scored in double-figures for the third straight game after earning 10 on 50.0 percent shooting along with two steals against Alabama (Feb. 9)
- One of five to score 10+ against Arkansas (Feb. 6) after scoring 11 on 71.4 percent shooting with three steals.
- 10 points, three assists and one steal against LSU (Feb. 2).
- Finished with seven points and five assists against Ole Miss, the fourth time she has finished with five or more assists this season.
- Was a facilitator against Tennessee (Jan. 16), picked up eleven points, one block, one steal and career high seven assists. While in Knoxville, McPhaul saw her NW Florida State uniform for the first time.
- Went 2-3 from distance against Georgia (Jan. 12)
- Finished with double-digit points for what was the fourth straight game against Oklahoma, while knocking down a pair of threes (Jan. 9).
- Over her last five, McPhaul is averaging 10.8 points on 55.6 percent shooting from three, 3.2 rebounds, 3.0 assists, 1.4 steals per game
- Scored in double-figures for the fifth time this season against Kentucky (Jan. 2), where she had 10. Also picked up career-high six rebounds.
- McPhaul excelled for State against South Carolina State (Dec. 29), where she picked up 14 points making a career high four threes on 80% shooting from behind the arc.
- Scored 10 or more points in consecutive games to open the season with 15 points in 22 minutes vs. Alcorn State (Nov. 10) and 11 points in her NCAA and Mississippi State debut in the season opener vs. Memphis (Nov. 7).
- McPhaul was ranked as the top-guard and second-overall junior college prospect in the 2024 class by JUCO World Exposure.

CAREER

- McPhaul was named a 2024 National Junior College Athletic Association (NJCAA) First Team All-American after she averaged 13.2 points, 4.8 assists and 3.0 rebounds in 31.7 minutes per game. Due to her success at the junior college level, McPhaul will have her jersey commemorated throughout the 2024-25 season at the Women's Basketball Hall of Fame in Knoxville, Tenn.
- McPhaul helped guide Northwest Florida State College to consecutive National Junior College Athletic Association (NJCAA) Championship game appearances.
- McPhaul's 475 points in 2023-24 were the fourth-best single-season total in Northwest Florida State College program history.
- McPhaul practiced and redshirted with Temple in 2021-22 due to previous NCAA Transfer rules after she previously signed to attend Virginia Tech before she decided to transfer to Northwest Florida State College.
- The passing of her grandmother, Marsha, in 2021 while she was at Temple is a big source of her motivation.

GAME-BY-GAME

Opponent	Date	GS	MIN	FG-FGA	PCT	3FG-3FGA	PCT	FT-FTA	PCT	OFF	DEF	TOT	AVG	PF	A	TO	BLK	STL	PTS	AVG
Memphis	11/07/2024		21:25	4-7	.571	0-2	.000	3-5	.600	0	4	4	4.0	0	3	0	0	3	11	11.0
Alcorn	11/10/2024		22:15	5-6	.833	3-3	1.000	2-2	1.000	0	2	2	3.0	4	2	3	0	0	15	13.0
Alabama St.	11/13/2024		19:13	3-6	.500	1-3	.333	0-0	.000	0	3	3	3.0	0	0	6	0	3	7	11.0
Chattanooga	11/17/2024		14:54	1-3	.333	0-1	.000	2-2	1.000	0	1	1	2.5	2	1	1	0	0	4	9.3
Mercer	11/20/2024		24:15	3-6	.500	2-3	.667	0-0	.000	0	4	4	2.8	3	2	2	0	0	8	9.0
vs Jacksonville	11/24/2024		26:31	2-4	.500	0-2	.000	2-2	1.000	0	4	4	3.0	3	4	1	0	1	6	8.5
vs Utah	11/28/2024		20:05	0-2	.000	0-1	.000	0-0	.000	0	2	2	2.9	2	3	3	0	1	0	7.3
vs South Fla.	11/29/2024		15:02	1-4	.250	0-0	.000	1-2	.500	0	0	0	2.5	1	1	0	0	1	3	6.8
vs Belmont	12/14/2024		22:08	4-4	1.000	0-0	.000	5-6	.833	0	2	2	2.4	3	2	1	0	0	13	7.4
at ULM	12/17/2024		30:12	1-5	.200	0-2	.000	1-1	1.000	0	3	3	2.5	2	5	4	0	1	3	7.0
at UMES	12/20/2024	*	31:36	2-5	.400	0-3	.000	2-4	.500	1	3	4	2.6	0	3	1	2	2	6	6.9
South Carolina St.	12/29/2024		26:40	4-5	.800	4-5	.800	2-4	.500	0	4	4	2.8	1	4	0	0	0	14	7.5
at Kentucky	01/02/2025		25:15	3-10	.300	1-4	.250	3-3	1.000	2	4	6	3.0	1	6	0	0	2	10	7.7
South Carolina	01/05/2025		24:51	6-9	.667	1-1	1.000	1-1	1.000	0	3	3	3.0	5	2	2	1	0	14	8.1
Oklahoma	01/09/2025		25:35	3-10	.300	2-5	.400	2-2	1.000	0	1	1	2.9	1	1	0	1	0	10	8.3
at Georgia	01/12/2025		20:02	2-3	.667	2-3	.667	0-0	.000	0	2	2	2.8	3	2	2	0	0	6	8.1
at Tennessee	01/16/2025		28:54	3-10	.300	0-4	.000	5-6	.833	2	4	6	3.0	4	7	4	1	1	11	8.3
Ole Miss	01/19/2025		26:52	3-7	.429	0-0	.000	1-1	1.000	1	3	4	3.1	0	5	3	0	2	7	8.2
Auburn	01/23/2025		16:05	4-4	1.000	0-0	.000	0-0	.000	0	2	2	3.0	2	1	2	0	1	8	8.2
at LSU	02/02/2025		26:04	3-7	.429	1-2	.500	3-3	1.000	0	3	3	3.0	4	3	2	0	1	10	8.3
Arkansas	02/06/2025		22:58	5-7	.714	1-3	.333	0-0	.000	0	0	0	2.9	4	1	2	0	3	11	8.4
Alabama	02/09/2025		28:27	4-8	.500	1-3	.333	1-1	1.000	0	2	2	2.8	2	3	1	0	2	10	8.5
at Vanderbilt	02/13/2025		10:38	1-3	.333	1-2	.500	0-0	.000	1	0	1	2.7	1	0	4	0	0	3	8.3
Totals			1 529:57	67-135	.496	20-52	.385	36-45	.800	7	56	63	2.7	48	61	44	5	29	190	8.3

CAREER

				Field Goals		3-Point		F-Throws		Rebounds									Scoring	
SEASON	TEAM	GP-GS	MIN/AVG	FG-FGA	FG%	3FG-3FGA	3FG%	FT-FTA	FT%	OFF	DEF	TOT	AVG	PF-FO	A	TO	BLK	STL	PTS	AVG
2024-25	MS	23-1	530/23.0	67-135	.496	20-52	.385	36-45	.800	7	56	63	2.7	48-1	61	44	5	29	190	8.3
TOTAL		23-1	530/23.0	67-135	.496	20-52	.385	36-45	.800	7	56	63	2.7	48-1	61	44	5	29	190	8.3

HIGHS
POINTS

Season.....15, vs. Alcorn State, 11/10/24
SEC.....14 vs. South Carolina, 1/5/25
Career.....15, vs. Alcorn State, 11/10/24

REBOUNDS

Season.....6, at Kentucky, 1/2/25
SEC.....6, at Kentucky, 1/2/25
Career.....6, at Kentucky, 1/2/25

ASSISTS

Season.....7, at Tennessee, 1/16/25
SEC.....7, at Tennessee, 1/16/25
Career.....7, at Tennessee, 1/16/25

BLOCKS

Season.....2, at UMES, 12/20/24
SEC.....1, (3x) Last at Tennessee (1/16/25)
Career.....2, at UMES, 12/20/24

STEALS

Season.....5, vs. South Carolina State, 12/29/24
SEC.....2, (2x) Last vs Ole Miss
Career.....5, vs. South Carolina State, 12/29/24

FIELD GOALS MADE

Season.....6, vs. South Carolina, 1/5/25
SEC.....6, vs. South Carolina, 1/5/25
Career.....6, vs. South Carolina, 1/5/25

FIELD GOALS ATTEMPTED

Season.....10, (3x) Last at Tennessee, 1/16/25
SEC.....10, (3x) Last at Tennessee, 1/16/25
Career.....10, (3x) Last at Tennessee, 1/16/25

THREE-POINT FIELD GOALS MADE

Season.....4, vs. South Carolina State, 12/29/24
SEC.....2, at Georgia, 1/12/25
Career.....4, vs. South Carolina State, 12/29/24

THREE-POINT FIELD GOALS ATTEMPTED

Season.....5, vs. South Carolina State, 12/29/24
SEC.....4, (2x) Last at Tennessee, 1/16/25
Career.....5, vs. South Carolina State, 12/29/24

FREE THROWS MADE

Season.....5, (2x) Last at Tennessee, 1/16/25
SEC.....5, at Tennessee, 1/16/25
Career.....5, (2x) Last at Tennessee, 1/16/25

FREE THROWS ATTEMPTED

Season.....6, (2x) Last at Tennessee, 1/16/25
SEC.....6, at Tennessee, 1/16/25
Career.....6, (2x) Last at Tennessee, 1/16/25

MINUTES

Season.....32 (31:36), at UMES, 12/20/24
SEC.....29 (28:54) at Tennessee, 1/16/25
Career.....32 (31:36), at UMES, 12/20/24



2

JERKAILA JORDAN

GR. ^ | G | 5-10 | NEW ORLEANS, LA. | JOHN CURTIS HS | TULANE



SCAN OR [CLICK HERE](#) FOR FULL BIO/STATISTICS

LAST FIVE GAMES

	GS	MIN	FG-FGA	FG%	3FG-3FGA	3FG%	FT-FTA	FT%	O-D-REB	PF	AST	TO	BLK	STL	PTS	+/-
at Vanderbilt 2/13	*	29:24	9-24	37.5	0-6	0.0	3-5	60.0	1-3-4	4	0	1	0	1	21	0
Alabama 2/9	*	31:13	1-10	10.0	0-3	0.0	6-6	100.0	1-2-3	3	4	2	0	6	8	-17
Arkansas 2/6	*	29:37	8-17	47.1	0-3	0.0	0-1	0.0	5-5-10	2	3	3	0	5	16	+22
at LSU 2/2	*	24:15	2-12	16.7	0-3	0.0	5-6	83.3	0-3-3	3	1	0	1	0	9	-14
at Missouri 1/27	*	38:26	13-21	61.9	5-9	55.5	9-17	52.9	4-4-8	3	0	3	0	2	40	-1

SEASON STATISTICS

Games Played	Minutes/game	Points/game	FG Pct	3FG Pct	FT Pct	Rebounds/game	Assists/game	Turnovers/game	Assist/Turnover ratio	Steals/game	Blocks/game
26	29.9	16.3	42.3	26.5	70.4	6.0	2.0	1.8	1.1	2.0	0.7

2024-25

- Led State scoring with 21 points in double OT win against Vanderbilt (Feb. 13).
- Eight points along with four assists and a season-high six steals against Alabama (Feb. 9).
- 16 points on 8-17 shooting against Arkansas (Feb. 6) with five steals and three assists.
- Became the first player in the SEC to score 40+ points in conference play this season after scoring a new career-high 40 points against Missouri (Jan. 27) on 61.9 percent shooting from the field and 55.5 shooting beyond the arc, while bringing in eight boards and two steals.
- Led team with 15 points along with three steals against Auburn (Jan. 23). Has posted 10+ points with 3+ steals five times this season.
- Finished with a team-leading 17 points against Tennessee (Jan. 16).
- Posted her second-straight 24 point performance against Oklahoma (Jan. 9), the 40th game in her career that she has scored 20+, along with six rebounds, four steals and one block.
- Jordan picked up 23 points against ULM (Dec. 17), which marked a fifth-straight 20+ point performance (Nov. 29-Dec. 17). She was the first Bulldog to do such since Anastasia Hayes did in January 2022. Over that stretch, Jordan averaged 22.6 ppg, 7.0 rpg, 2.0 apg, 2.2 bpg and 1.4 spg.
- Jordan finished with her 14th double-double of her career after scoring a team-high 25 points and collecting 15 rebounds, a career-high, in State's victory over Belmont (Dec. 14)
- Jordan recorded 25 points on 10-19 from the field with five rebounds, two assists and two steals in 35 minutes at Georgia Tech (Dec. 4).
- One of 11 players in program history to start 100 games at Mississippi State.
- Jordan now sits in second for the most steals in program history (1st - Tan White - 372) and has moved into sixth with 167 threes made (5th - Blair Schaefer - 175) in Mississippi State program history.
- Jordan was named to the 2025 Preseason Coaches All-SEC Second Team for the second-straight season.

CAREER

- Jordan was named to the 2024 All-SEC Second Team.
- Jordan was the only player in the SEC to average at least 15.0 points, 5.0 rebounds, 2.0 assists and 2.0 steals per game in 2023-24. Her 16.2

GAME-BY-GAME

Opponent	Date	GS	MIN	FG-FGA	PCT	3FG-3FGA	PCT	FT-FTA	PCT	OFF	DEF	TOT	AVG	PF	A	TO	BLK	STL	PTS	AVG	
Memphis	11/07/2024	*	18:22	1-11	.091	0-2	.000	0-0	.000	4	2	6	6.0	3	3	1	0	0	2	2.0	
Alcorn	11/10/2024	*	27:46	7-18	.389	1-6	.167	5-6	.833	2	5	7	6.5	2	4	2	0	2	20	11.0	
Alabama St.	11/13/2024	*	23:14	2-9	.222	0-5	.000	1-2	.500	3	5	8	7.0	1	2	1	0	1	5	9.0	
Chattanooga	11/17/2024	*	32:39	5-10	.500	0-2	.000	2-2	1.000	0	8	8	7.3	1	2	0	1	2	12	9.8	
Mercer	11/20/2024	*	23:31	6-12	.500	3-4	.750	0-0	.000	2	9	11	8.0	1	5	0	1	0	15	10.8	
vs Jacksonville	11/24/2024	*	23:16	5-9	.556	1-5	.200	1-2	.500	1	9	10	8.3	2	2	1	0	3	12	11.0	
vs Utah	11/28/2024	*	39:20	3-12	.250	0-4	.000	3-6	.500	0	2	2	7.4	2	3	3	0	1	9	10.7	
vs South Fla.	11/29/2024	*	34:03	8-19	.421	0-5	.000	4-4	1.000	2	4	6	7.3	2	2	3	1	0	20	11.9	
at Georgia Tech	12/04/2024	*	35:26	10-19	.526	2-5	.400	3-3	1.000	0	5	5	7.0	2	2	1	1	2	25	13.3	
at Chicago St.	12/08/2024	*	29:44	9-13	.692	3-6	.500	0-0	.000	0	5	5	6.8	1	3	1	5	3	21	14.1	
vs Belmont	12/14/2024	*	33:09	11-24	.458	1-6	.167	1-3	.333	4	11	15	7.3	3	1	0	1	1	24	15.0	
at ULM	12/17/2024	*	29:39	8-15	.533	1-2	.500	6-8	.750	4	0	4	7.3	3	2	4	3	1	23	15.7	
at UMEs	12/20/2024	*	27:22	3-12	.250	0-4	.000	0-0	.000	1	3	4	7.0	3	4	3	2	3	6	14.9	
South Carolina St.	12/29/2024	*	23:23	4-11	.364	2-7	.286	0-0	.000	2	2	4	6.8	0	3	1	0	2	10	14.6	
at Kentucky	01/02/2025	*	28:54	7-21	.333	1-4	.250	2-3	.667	2	3	5	6.7	2	0	2	1	2	17	14.7	
South Carolina	01/05/2025	*	32:26	9-18	.500	2-2	1.000	4-5	.800	2	4	6	6.6	0	0	1	0	2	24	15.3	
Oklahoma	01/09/2025	*	35:06	10-17	.588	0-2	.000	4-5	.800	1	5	6	6.6	1	3	3	1	4	24	15.8	
at Georgia	01/12/2025	*	33:59	3-10	.300	2-2	1.000	3-6	.500	2	5	7	6.6	3	1	2	1	0	11	15.6	
at Tennessee	01/16/2025	*	35:52	5-12	.417	3-6	.500	4-4	1.000	1	1	2	6.4	1	0	5	0	2	17	15.6	
Ole Miss	01/19/2025	*	31:28	8-18	.444	2-7	.286	1-2	.500	0	3	3	6.2	3	1	3	0	3	19	15.8	
Auburn	01/23/2025	*	25:06	6-11	.545	1-3	.333	2-2	1.000	1	3	4	6.1	1	2	2	0	3	15	15.8	
at Missouri	01/27/2025	*	38:26	13-21	.619	5-9	.556	9-17	.529	4	4	8	6.2	3	0	3	0	2	40	16.9	
at LSU	02/02/2025	*	24:15	2-12	.167	0-3	.000	5-6	.833	0	3	3	6.0	3	1	0	1	0	9	16.5	
Arkansas	02/06/2025	*	29:37	8-17	.471	0-3	.000	0-1	.000	5	5	10	6.2	2	3	3	0	5	16	16.5	
Alabama	02/09/2025	*	31:13	1-10	.100	0-3	.000	6-6	1.000	1	2	3	6.1	3	4	2	0	6	8	16.2	
at Vanderbilt	02/13/2025	*	29:24	9-24	.375	0-6	.000	3-5	.600	1	3	4	6.0	4	0	1	0	1	21	16.3	
Totals			26	776:40	163-385	.423	30-113	.265	69-98	.704	45	111	156	6.0	52	53	48	19	51	425	16.3

CAREER

SEASON	TEAM	GP-GS	MIN/AVG	FG-FGA	FG%	3FG-3FGA	3FG%	FT-FTA	FT%	OFF	DEF	TOT	AVG	PF-FO	A	TO	BLK	STL	PTS	AVG
2020-21	Tulane	27-27	837/31.0	168-352	.477	33-90	.367	81-114	.711	32	74	106	3.9	59-0	68	91	18	61	450	16.7
2021-22	MS	29-29	888/30.6	152-338	.450	48-125	.384	43-64	.672	46	116	162	5.6	61-0	31	36	24	57	395	13.6
2022-23	MS	33-33	907/27.5	144-330	.436	49-122	.402	56-80	.700	52	118	170	5.2	72-0	64	65	23	72	393	11.9
2023-24	MS	35-35	1077/30.8	213-479	.445	40-120	.333	102-129	.791	57	148	205	5.9	76-3	84	79	24	74	568	16.2
2024-25	MS	26-26	777/29.9	163-385	.423	30-113	.265	69-98	.704	45	111	156	6.0	52-0	53	48	19	51	425	16.3
TOTAL FOR MS		123-123	3649/29.7	672-1532	.439	167-480	.348	270-371	.728	200	493	693	5.6	261-3	232	228	90	254	1781	14.5
TOTAL		150-150	4486/29.9	840-1884	.446	200-570	.351	351-485	.724	232	567	799	5.3	320-3	300	319	108	315	2231	14.9

HIGHS

POINTS	Season.....	40, at Missouri, 1/27/25
SEC	Season.....	40, at Missouri, 1/27/25
Career	Season.....	40, at Missouri, 1/27/25

REBOUNDS

REBOUNDS	Season.....	15, vs. Belmont, 12/14/24
SEC	Season.....	12, at Florida, 1/22/24, vs. Auburn, 1/19/23
Career	Season.....	15, vs. Belmont, 12/14/24

ASSISTS

ASSISTS	Season.....	5, vs. Mercer, 11/20/24
SEC	Season.....	5, vs. Vanderbilt, 1/4/24, vs. Auburn, 1/19/23
Career	Season.....	6, at Colorado State, 12/20/23

BLOCKS

BLOCKS	Season.....	5, at Chicago State, 12/8/24
SEC	Season.....	4, vs. Georgia, 2/8/24
Career	Season.....	5, at Chicago State, 12/8/24

STEALS

STEALS	Season.....	6, vs. Alabama, 2/9/25
SEC	Season.....	6, (2x) Last vs. Alabama, 2/9/25
Career	Season.....	7, vs. Texas A&M Commerce, 12/11/22

FIELD GOALS MADE

FIELD GOALS MADE	Season.....	13, at Missouri, 1/27/25
SEC	Season.....	13, at Missouri, 1/27/25
Career	Season.....	13, (2x) Last at Missouri, 1/27/25

FIELD GOALS ATTEMPTED

FIELD GOALS ATTEMPTED	Season.....	24, (2x) Last at Vanderbilt, 2/13/25
SEC	Season.....	24, at Vanderbilt, 2/13/25
Career	Season.....	27, at Penn State, 3/28/24

THREE-POINT FIELD GOALS MADE

THREE-POINT FIELD GOALS MADE	Season.....	5, at Missouri, 1/27/25
SEC	Season.....	5, at Missouri, 1/27/25
Career	Season.....	6, vs. Alcorn State, 11/14/21

THREE-POINT FIELD GOALS ATTEMPTED

THREE-POINT FIELD GOALS ATTEMPTED	Season.....	8, at Missouri, 1/27/25
SEC	Season.....	9, at Missouri, 2/16/23, vs. Kentucky, 2/15/22
Career	Season.....	10, vs. Troy, 12/18/21, vs. Alcorn State, 11/14/21

FREE THROWS MADE

FREE THROWS MADE	Season.....	9, at Missouri, 1/27/25
SEC	Season.....	9, at Missouri, 1/27/25
Career	Season.....	10, at Penn State, 3/28/24

FREE THROWS ATTEMPTED

FREE THROWS ATTEMPTED	Season.....	17, at Missouri, 1/27/25
SEC	Season.....	17, at Missouri, 1/27/25
Career	Season.....	17, at Missouri, 1/27/25

MINUTES

MINUTES	Season.....	39 (39:20), vs. Utah, 11/28/24
SEC	Season.....	40, (39:57) at Ole Miss, 2/18/24
Career	Season.....	40, (39:57) at Ole Miss, 2/18/24
* AT TULANE (2020-21)		



4

ENIYA RUSSELL

GR.^ | G/F | 6-0 | BALTIMORE, MD. | SAINT VINCENT PALLOTTI HS | SOUTH CAROLINA | KENTUCKY



SCAN OR [CLICK HERE](#) FOR FULL BIO/STATISTICS

LAST FIVE GAMES

	GS	MIN	FG-FGA	FG%	3FG-3FGA	3FG%	FT-FTA	FT%	O-D-REB	PF	AST	TO	BLK	STL	PTS	+/-
at Vanderbilt 2/13		27:14	0-10	0.0	0-5	0.0	0-0	0.0	1-3-4	1	2	2	0	0	0	-6
Alabama 2/9		18:15	3-10	30.0	1-3	33.3	1-2	50.0	0-4-4	3	0	4	0	1	8	+1
Arkansas 2/6		13:45	1-6	16.7	1-2	50.0	1-2	50.0	0-4-4	3	1	2	0	0	4	-2
at LSU 2/2		28:53	5-15	33.3	3-10	30.0	0-0	0.0	0-4-4	2	4	3	0	2	13	-5
at Missouri 1/27	*	30:51	2-8	25.0	1-2	50.0	2-3	66.7	2-5-7	2	4	4	1	0	7	+3

SEASON STATISTICS

Games Played	Minutes/game	Points/game	FG Pct	3FG Pct	FT Pct	Rebounds/game	Assists/game	Turnovers/game	Assist/Turnover ratio	Steals/game	Blocks/game
26	27.1	12.0	42.8	30.3	60.3	4.8	3.8	3.3	1.2	0.7	0.2

2024-25

- Led the Bulldogs with 13 points against LSU (Feb. 2), along with four rebounds, four assists and two steals.
- 15 points and six rebounds against Auburn (Jan. 23), the eighth time she's tallied 15+ points with 5+ rebounds this season.
- Picked up 15 points against Ole Miss (Jan. 19) on 66.7 percent shooting from the field and three, along with five rebounds and a steal.
- Russell finished with 21 points and nine assists against Georgia (Jan. 12), tying her career highs in assists and three pointers made.
- Russell picked up 12 points, four rebounds and three assists against Oklahoma (Jan. 9), her fifth-straight in double figures and 11th of her last 12.
- Finished with 12 points in South Carolina, which was the second game in a row she played against one of her former teams.
- Picked up 13 points and a team-high six rebounds in her return to Lexington against Kentucky (Jan. 2).
- Russell picked up her first career double-double against UMES (Dec. 20) with 16 points on 7-15 shooting and 10 rebounds. She led the Bulldogs with six assists as well.
- Russell has scored 10 or more points in 18 of 25 games at Mississippi State and has tallied the most assists in a single-season in her career.
- Russell exploded for a career-high 26 points, her fifth-career game with 20 or more points, on 10-15 from the field, 4-8 from three and 2-3 from the free-throw line in 25 minutes in the season opener against Memphis (Nov. 7). It marked the most points in a Mississippi State debut since at least 1983-94, per the records available. The four threes made and eight attempted also marked career highs.
- Twice recruited by Coach Purcell prior to Mississippi State, Russell was rated the No. 24 transfer portal prospect in the 2024 class by ESPN (Charlie Creme).

CAREER

- Prior to 2024-25, Russell played in 104 games with two starts over four seasons at South Carolina and most recently Kentucky from 2020-24.
- Russell appeared in six NCAA Tournament games and won a 2022 NCAA National Championship with South Carolina (April 3, 2022).
- Russell was a 2020 McDonald's All-American, ranked a five-star and the No. 43 overall recruit in the 2020 class by espnW HoopGurlz.

GAME-BY-GAME

Opponent	Date	GS	MIN	FG-FGA	PCT	3FG-3FGA	PCT	FT-FTA	PCT	OFF	DEF	TOT	AVG	PF	A	TO	BLK	STL	PTS	AVG	
Memphis	11/07/2024	*	24:52	10-15	.667	4-8	.500	2-3	.667	1	2	3	3.0	1	1	3	0	0	26	26.0	
Alcorn	11/10/2024	*	27:48	3-6	.500	0-2	.000	2-4	.500	0	10	10	6.5	4	2	5	0	1	8	17.0	
Alabama St.	11/13/2024	*	25:44	5-9	.556	2-4	.500	4-5	.800	1	0	1	4.7	1	8	2	0	1	16	16.7	
Chattanooga	11/17/2024	*	31:09	7-13	.538	1-5	.200	4-5	.800	1	6	7	5.3	1	4	4	0	1	19	17.3	
Mercer	11/20/2024	*	23:17	3-9	.333	1-2	.500	1-2	.500	1	5	6	5.4	2	6	2	0	3	8	15.4	
vs Jacksonville	11/24/2024	*	22:14	5-10	.500	0-3	.000	2-2	1.000	0	3	3	5.0	3	3	3	1	0	12	14.8	
vs Utah	11/28/2024	*	31:26	6-12	.500	1-3	.333	0-0	.000	1	3	4	4.9	1	4	1	1	0	13	14.6	
vs South Fla.	11/29/2024	*	30:09	5-11	.455	0-2	.000	0-0	.000	0	7	7	5.1	2	3	1	0	0	10	14.0	
at Georgia Tech	12/04/2024	*	30:10	8-15	.533	1-5	.200	1-2	.500	1	8	9	5.6	3	9	7	0	0	18	14.4	
at Chicago St.	12/08/2024	*	25:50	6-12	.500	3-7	.429	2-2	1.000	0	5	5	5.5	2	5	5	1	1	17	14.7	
vs Belmont	12/14/2024	*	29:27	5-11	.455	0-2	.000	1-6	.167	1	2	3	5.3	3	3	2	0	0	11	14.4	
at ULM	12/17/2024	*	09:13	1-3	.333	0-1	.000	0-0	.000	0	2	2	5.0	1	1	0	0	1	2	13.3	
at UMES	12/20/2024	*	27:29	7-15	.467	2-9	.222	0-0	.000	3	7	10	5.4	4	6	5	0	0	16	13.5	
South Carolina St.	12/29/2024	*	27:19	5-13	.385	1-5	.200	0-0	.000	0	0	0	5.0	1	6	6	1	2	11	13.4	
at Kentucky	01/02/2025	*	30:02	5-15	.333	1-2	.500	2-2	1.000	2	4	6	5.1	4	2	2	0	1	13	13.3	
South Carolina	01/05/2025	*	28:05	4-9	.444	0-2	.000	4-5	.800	1	3	4	5.0	2	1	4	0	0	12	13.3	
Oklahoma	01/09/2025	*	32:32	3-12	.250	2-4	.500	4-6	.667	1	3	4	4.9	1	3	3	0	2	12	13.2	
at Georgia	01/12/2025	*	38:13	8-15	.533	4-9	.444	1-5	.200	1	5	6	5.0	0	9	4	0	0	21	13.6	
at Tennessee	01/16/2025	*	29:42	3-8	.375	0-3	.000	0-1	.000	0	1	1	4.8	2	5	2	0	0	6	13.2	
Ole Miss	01/19/2025	*	29:32	6-9	.667	2-3	.667	1-2	.500	1	4	5	4.8	4	1	7	0	1	15	13.3	
Auburn	01/23/2025	*	32:36	5-12	.417	2-6	.333	3-4	.750	1	5	6	4.9	1	5	2	0	1	15	13.4	
at Missouri	01/27/2025	*	30:51	2-8	.250	1-2	.500	2-3	.667	2	5	7	5.0	2	4	4	1	0	7	13.1	
at LSU	02/02/2025	*	28:53	5-15	.333	3-10	.300	0-0	.000	0	4	4	4.9	2	4	3	0	2	13	13.1	
Arkansas	02/06/2025	*	13:45	1-6	.167	1-2	.500	1-2	.500	0	4	4	4.9	3	1	2	0	0	4	12.7	
Alabama	02/09/2025	*	18:15	3-10	.300	1-3	.333	1-2	.500	0	4	4	4.8	3	0	4	0	1	8	12.5	
at Vanderbilt	02/13/2025	*	27:14	0-10	.000	0-5	.000	0-0	.000	1	3	4	4.8	1	2	2	0	0	0	12.0	
Totals			21	705:45	121-283	.428	33-109	.303	38-63	.603	20	105	125	4.8	54	98	85	5	18	313	12.0

CAREER

		Field Goals				3-Point		F-Throws		Rebounds				Scoring						
SEASON	TEAM	GP-GS	MIN/AVG	FG-FGA	FG%	3FG-3FGA	3FG%	FT-FTA	FT%	OFF	DEF	TOT	AVG	PF-FO	A	TO	BLK	STL	PTS	AVG
2020-21	SC	26-0	168/6.5	22-66	.333	4-20	.200	21-35	.600	3	21	24	0.9	21-0	7	15	3	8	69	2.7
2021-22	SC	23-0	177/7.7	19-45	.422	5-12	.417	10-17	.588	5	25	30	1.3	18-0	19	16	2	4	53	2.3
2022-23	UK	23-0	256/11.1	30-87	.345	6-22	.273	20-35	.571	12	23	35	1.5	28-1	23	34	6	9	86	3.7
2023-24	UK	32-2	661/20.7	124-301	.412	9-42	.214	66-96	.688	34	80	114	3.6	73-0	47	73	18	23	323	10.1
2024-25	MS	26-21	706/27.1	121-283	.428	33-109	.303	38-63	.603	20	105	125	4.8	54-0	98	85	5	18	313	12.0
TOTAL FOR MS		26-21	706/27.1	121-283	.428	33-109	.303	38-63	.603	20	105	125	4.8	54-0	98	85	5	18	313	12.0
TOTAL		130-23	1969/15.1	316-782	.404	57-205	.278	155-246	.630	74	254	328	2.5	194-1	194	223	34	62	844	6.5

HIGHS

POINTS

Season..... 26, vs. Memphis, 11/7/24
SEC..... 24, vs. Florida, 2/18/24*
Career..... 26, vs. Memphis, 11/7/24

REBOUNDS

Season..... 10, (2x) Last at UMES, 12/20/24
SEC..... 7 (3x), Last at Mississippi State, 2/22/24*
Career..... 10, (2x) Last at UMES, 12/20/24

ASSISTS

Season..... 9, (2x) Last at Georgia, 1/12/25
SEC..... 9, at Georgia, 1/12/25
Career..... 9, (2x) Last at Georgia, 1/12/25

BLOCKS

Season..... 1 (3x), last at Chicago State, 12/8/24
SEC.. 2, vs. Mississippi State, 2/1/24*, vs. Texas A&M, 2/11/24*
Career..... 2 (3x), last vs. Texas A&M, 2/11/24*

STEALS

Season..... 3, vs. Mercer, 11/20/24
SEC..... 3, at Mississippi State, 2/22/24*
Career... 3, vs. Mercer, 11/20/24, at Mississippi State, 2/22/24*

FIELD GOALS MADE

Season..... 10, vs. Memphis, 11/7/24
SEC..... 8 (4x) Last at Georgia, 1/12/25
Career..... 10, vs. Memphis, 11/7/24

FIELD GOALS ATTEMPTED

Season..... 15, (5x) Last at LSU 2/2/25
SEC..... 17, vs. Tennessee, 3/7/24*, vs. Missouri, 1/21/24*
Career..... 17, vs. Tennessee, 3/7/24*, vs. Missouri, 1/21/24*

THREE-POINT FIELD GOALS MADE

Season..... 4, (2x) Last at Georgia, 1/12/25
SEC..... 4, at Georgia, 1/12/25
Career..... 4, (2x) at Georgia, 1/12/25

THREE-POINT FIELD GOALS ATTEMPTED

Season..... 10, at LSU 2/2/25
SEC..... 10, at LSU 2/2/25
Career..... 10, at LSU 2/2/25

FREE THROWS MADE

Season..... 4, (4x) Last vs. Oklahoma, 1/9/25
SEC..... 7, vs. Florida, 2/18/24*
Career.... 7, vs. Florida 2/18/24*, vs. Boston College, 11/30/23*

FREE THROWS ATTEMPTED

Season..... 6, (2x) Last vs. Oklahoma, 1/9/25
SEC..... 10, vs. Florida, 2/18/24*
Career..... 10, vs. Florida, 2/18/24*

MINUTES

Season..... 38 (38:13) at Georgia, 1/12/25
SEC..... 38 (38:13) at Georgia, 1/12/25
Career..... 38 (38:13) at Georgia, 1/12/25
* AT KENTUCKY (2022-24), ! AT SOUTH CAROLINA (2020-22)



5 CHANDLER PRATER

GR. | G/F | 5-10 | KANSAS CITY, MO. | NORTH KANSAS CITY HS | KANSAS | OKLAHOMA STATE



SCAN OR CLICK HERE FOR FULL BIO/STATISTICS

LAST FIVE GAMES

	GS	MIN	FG-FGA	FG%	3FG-3FGA	3FG%	FT-FTA	FT%	O-D-REB	PF	AST	TO	BLK	STL	PTS	+/-
at Vanderbilt 2/13	*	41:11	4-8	50.0	0-1	0.0	3-4	75.0	3-6-9	1	1	3	0	2	11	+27
Alabama 2/9	*	26:08	3-6	50.0	0-1	0.0	2-2	100.0	1-0-1	1	1	1	0	1	8	-26
Arkansas 2/6	*	32:23	6-11	54.5	2-4	50.0	0-0	0.0	2-4-6	0	3	6	0	1	14	+16
at LSU 2/2	*	26:54	2-8	25.0	0-4	0.0	2-2	100.0	4-5-9	0	1	2	0	0	6	-13
at Missouri 1/27		29:11	3-11	27.2	0-2	0.0	0-0	0.0	3-2-5	4	2	1	0	0	6	-4

SEASON STATISTICS

Games Played	Minutes/game	Points/game	FG Pct	3FG Pct	FT Pct	Rebounds/game	Assists/game	Turnovers/game	Assist/Turnover ratio	Steals/game	Blocks/game
26	21.0	6.0	40.8	32.7	83.3	4.3	1.3	1.9	0.7	0.7	0.3

2024-25

- Scored 11 points against Vanderbilt (Feb. 13), the sixth time with 10 or more points this season, along with tying her season-high of nine rebounds.
- Finished with eight points on 50 percent shooting from the field against Alabama (Feb. 9).
- In her second consecutive start, Prater picked up 14 points on 54.5 percent, including two threes and a steal against Arkansas (Feb. 6)
- Gathered six points and nine rebounds in her first start since December against LSU (Feb. 2)
- Had her best performance of conference play against Auburn (Jan. 23), tying her season-high of 14 points on 5-6 shooting, including 2-2 from three, while setting a new single-game SEC best with six rebounds and two assists.
- Knocked down a pair of threes and blocked two shots in State's contest against Georgia (Jan. 12).
- In her second start as a Bulldog, Prater finished with a season-highs of 14 points and two steals, along with eight rebounds.
- Prater recorded back-to-back outings with 10 or more points after 14 points on 5-9 from the field and 4-5 from three in 23 minutes at Chicago State (Dec. 8). It marked the 33rd game of her career with 10 or more points and her second at Mississippi State. Prater also turned in 10 points on 5-5 from the field, in addition to six rebounds and three assists in 25 minutes at Georgia Tech (Dec. 4).
- Prater is labeled one of the glue pieces on the team by Head Coach Sam Purcell due to her ability to play and guard multiple positions.
- In her first game back from injury, Prater recorded a near double-double with nine points and nine rebounds in 16 minutes in the season opener vs. Memphis (Nov. 7). She praised Strength and Conditioning Coach Kaiti Jones and Athletic Trainer Taylor Pitts for their part in her recovery.

CAREER

- Prater averaged 8.0 points, 6.0 rebounds, 2.0 assists and 1.4 steals in 21.0 minutes per game in five games at Oklahoma State before suffering a season-ending injury in 2023-24.

GAME-BY-GAME

Opponent	Date	GS	MIN	FG-FGA	PCT	3FG-3FGA	PCT	FT-FTA	PCT	OFF	DEF	TOT	AVG	PF	A	TO	BLK	STL	PTS	AVG	
Memphis	11/07/2024		16:22	3-7	.429	0-1	.000	3-3	1.000	3	6	9	9.0	5	1	2	1	1	9	9.0	
Alcorn	11/10/2024		18:05	2-5	.400	1-2	.500	0-0	.000	1	6	7	8.0	0	0	2	0	2	5	7.0	
Alabama St.	11/13/2024		12:37	1-2	.500	1-2	.500	0-0	.000	0	1	1	5.7	1	2	0	0	0	3	5.7	
Chattanooga	11/17/2024		15:45	0-3	.000	0-3	.000	0-0	.000	0	3	3	5.0	1	2	1	0	0	0	4.3	
Mercer	11/20/2024		17:27	1-3	.333	0-2	.000	1-2	.500	0	3	3	4.6	1	3	4	0	1	3	4.0	
vs Jacksonville	11/24/2024		13:38	0-2	.000	0-0	.000	1-2	.500	3	0	3	4.3	1	1	2	1	0	1	3.5	
vs Utah	11/28/2024		11:60	1-3	.333	1-1	1.000	1-2	.500	1	5	6	4.6	3	0	3	0	1	4	3.6	
vs South Fla.	11/29/2024		12:55	0-1	.000	0-0	.000	0-0	.000	0	2	2	4.3	2	0	1	0	2	0	3.1	
at Georgia Tech	12/04/2024		24:51	5-5	1.000	0-0	.000	0-0	.000	0	6	6	4.4	2	3	1	0	0	10	3.9	
at Chicago St.	12/08/2024		23:23	5-9	.556	4-5	.800	0-0	.000	1	4	5	4.5	2	4	2	1	0	14	4.9	
vs Belmont	12/14/2024		19:37	0-2	.000	0-1	.000	0-0	.000	0	1	1	4.2	2	0	2	0	0	0	4.5	
at ULM	12/17/2024		16:55	2-3	.667	2-2	1.000	0-0	.000	0	3	3	4.1	0	2	1	0	0	6	4.6	
at UMES	12/20/2024	*	23:29	1-4	.250	0-2	.000	2-2	1.000	0	3	3	4.0	1	3	2	0	0	4	4.5	
South Carolina St.	12/29/2024	*	30:13	5-10	.500	1-3	.333	3-3	1.000	2	6	8	4.3	2	0	2	0	2	14	5.2	
at Kentucky	01/02/2025		20:06	1-5	.200	0-1	.000	3-4	.750	0	4	4	4.3	1	1	2	2	1	5	5.2	
South Carolina	01/05/2025		21:20	1-5	.200	0-1	.000	0-0	.000	0	2	2	4.1	1	1	2	0	2	2	5.0	
Oklahoma	01/09/2025		13:31	1-6	.167	0-2	.000	0-0	.000	0	3	3	4.1	2	0	2	0	0	2	4.8	
at Georgia	01/12/2025		17:24	2-5	.400	2-4	.500	2-2	1.000	3	0	3	4.0	1	2	2	2	0	8	5.0	
at Tennessee	01/16/2025		22:23	3-8	.375	0-3	.000	0-0	.000	1	2	3	3.9	2	0	1	0	1	6	5.1	
Ole Miss	01/19/2025		13:38	1-4	.250	0-0	.000	0-0	.000	0	1	1	3.8	1	0	2	0	0	2	4.9	
Auburn	01/23/2025		24:53	5-6	.833	2-2	1.000	2-2	1.000	1	5	6	3.9	1	2	1	0	0	14	5.3	
at Missouri	01/27/2025		29:18	3-11	.273	0-2	.000	0-0	.000	3	2	5	4.0	4	2	1	0	0	6	5.4	
at LSU	02/02/2025	*	26:54	2-8	.250	0-4	.000	2-2	1.000	4	5	9	4.2	0	1	2	0	0	6	5.4	
Arkansas	02/06/2025	*	32:23	6-11	.545	2-4	.500	0-0	.000	2	4	6	4.3	0	3	6	0	1	14	5.8	
Alabama	02/09/2025	*	26:08	3-6	.500	0-1	.000	2-2	1.000	1	0	1	4.1	4	1	1	0	1	8	5.8	
at Vanderbilt	02/13/2025	*	41:11	4-8	.500	0-1	.000	3-4	.750	3	6	9	4.3	1	1	3	0	2	11	6.0	
Totals			6	546:26	58-142	.408	16-49	.327	25-30	.833	29	83	112	4.3	41	35	50	7	17	157	6.0

CAREER

				Field Goals		3-Point		F-Throws		Rebounds				Scoring						
SEASON	TEAM	GP-GS	MIN/AVG	FG-FGA	FG%	3FG-3FGA	3FG%	FT-FTA	FT%	OFF	DEF	TOT	AVG	PF-FO	A	TO	BLK	STL	PTS	AVG
2020-21	KU	20-0	257/12.9	29-77	.377	4-16	.250	10-15	.667	15	33	48	2.4	48-4	16	20	2	15	72	3.6
2021-22	KU	31-3	598/19.3	77-175	.440	9-39	.231	58-71	.817	23	107	130	4.2	63-0	43	57	9	26	221	7.1
2022-23	KU	35-33	997/28.5	125-308	.406	13-47	.277	71-90	.789	63	146	209	6.0	105-5	89	100	23	60	334	9.5
2023-24	OSU	5-0	105/21.0	17-40	.425	1-5	.200	5-6	.833	9	21	30	6.0	12-1	10	15	3	7	40	8.0
2024-25	MS	26-6	546/21.0	58-142	.408	16-49	.327	25-30	.833	29	83	112	4.3	41-1	35	50	7	17	157	6.0
TOTAL FOR MS		26-6	546/21.0	58-142	.408	16-49	.327	25-30	.833	29	83	112	4.3	41-1	35	50	7	17	157	6.0
TOTAL		117-42	2504/21.4	306-742	.412	43-156	.276	169-212	.797	139	390	529	4.5	269-11	193	242	44	125	824	7.0

HIGHS

POINTS
Season.....14, (5x) Last vs. Arkansas, 2/6/25
SEC.....14, (2x) Last vs. Arkansas, 2/6/25
Career.....24, at TCU, 3/4/23!

REBOUNDS

Season.....9, (3x) Last at Vanderbilt, 2/13/25
SEC.....9, (2x) Last at Vanderbilt, 2/13/25
Career.....16, vs. Nebraska, 3/23/23!

ASSISTS

Season.....4, at Chicago State, 12/8/24
SEC.....2, (3x) Last at Missouri, 1/27/25
Career.....6 (3x), Last vs. Western Kentucky, 3/17/23!

BLOCKS

Season.....2, (2x) Last at Georgia, 1/12/25
SEC.....2, (2x) Last at Georgia, 1/12/25
Career.....5, vs. UT Arlington, 11/16/22!

STEALS

Season.....2, (5x) Last at Vanderbilt, 2/13/25
SEC.....2, (2x) Last at Vanderbilt, 2/13/25
Career.....5, vs. New Orleans, 11/8/23!

FIELD GOALS MADE

Season.....6, vs. Arkansas, 2/6/25
SEC.....6, vs. Arkansas, 2/6/25
Career.....10, at TCU, 3/4/23!

FIELD GOALS ATTEMPTED

Season.....11, (2x) Last vs. Arkansas, 2/6/25
SEC.....11, (2x) Last vs. Arkansas, 2/6/25
Career.....19, vs. TCU, 3/9/23!

THREE-POINT FIELD GOALS MADE

Season.....4, at Chicago State, 12/8/24
SEC.....2, (2x) Last vs Auburn, 1/23/25
Career.....4, at Chicago State, 12/8/24

THREE-POINT FIELD GOALS ATTEMPTED

Season.....5, at Chicago State, 12/8/24
SEC.....4, (2x) Last at LSU 2/2/25
Career.....5, at Chicago State, 12/8/24

FREE THROWS MADE

Season.....3, (4x), Last at Vanderbilt, 2/13/25
SEC.....3, (2x) Last at Vanderbilt, 2/13/25
Career.....13, at Arizona, 12/8/22!

FREE THROWS ATTEMPTED

Season.....4, (2x) Last at Vanderbilt, 2/13/25
SEC.....4, (2x) Last at Vanderbilt, 2/13/25
Career.....13, at Arizona, 12/8/22!

MINUTES

Season.....41 (41:11) at Vanderbilt, 2/13/25
SEC.....41 (41:11) at Vanderbilt, 2/13/25
Career.....41 (41:11) at Vanderbilt, 2/13/25
* AT OKLAHOMA STATE (2023-24), ! AT KANSAS (2019-23)



6

SHAKIRAH EDWARDS

FR. | G | 5-10 | PANAMA CITY, FLA. | RUTHERFORD HIGH SCHOOL



SCAN OR [CLICK HERE](#) FOR FULL BIO/STATISTICS

LAST FIVE GAMES

	GS	MIN	FG-FGA	FG%	3FG-3FGA	3FG%	FT-FTA	FT%	O-D-REB	PF	AST	TO	BLK	STL	PTS	+/-
at Vanderbilt 2/13																
Alabama 2/9																
Arkansas 2/6																
at LSU 2/2																
at Missouri 1/27																

SEASON STATISTICS

Games Played	Minutes/game	Points/game	FG Pct	3FG Pct	FT Pct	Rebounds/game	Assists/game	Turnovers/game	Assist/Turnover ratio	Steals/game	Blocks/game
11	4.5	1.1	40.0	33.3	100.0	0.5	0.5	0.5	1.0	0.2	0.3

2024-25

- Edwards finished with eight points on 2-4 from behind the arc, in addition to two rebounds and a steal in 12 minutes at Chicago State (Dec. 8).
- Edwards recorded four points on 2-3 from the field and a block in seven minutes in the season opener vs. Memphis (Nov. 7).
- One of the top athletes on the team, Edwards recorded a team-best 10' 5.5" approach height (running vertical height) and 35.5" approach jump (running vertical). She also has a 6' 0.5" wingspan, 7' 6" standing reach, 30.2" standing vertical, 3.46-second 3/4-court sprint and a 1.59-second 10-yard acceleration split.
- Edwards and Jerkaila Jordan earned the 'Top Dawg' Award, which is awarded to the two players who reflects elite metrics in the weight room and conditioning sessions throughout the offseason.

CAREER

- Edwards was rated a four-star recruit in the 2024 class by espnW HoopGurlz. She became the first Bay County basketball recruit to sign with a Power Four school since 2010.
- Edwards was a part of the winningest class in school history with a 93-14 record, four FHSAA Class 4A District 2 championships and three straight FHSAA Class 4A Elite Eight appearances at Rutherford High School.
- Edwards was a two-time FHSAA Class 2A State Champion and two-time runner up in the women's high jump. She boasts personal bests of 1.72 meters (5' 8") in the high jump, 5.80 meters (19' 0.5") in the long jump, 12.57 seconds in the 100-meter and 26.41 seconds in the 200-meter.
- Edwards led Rutherford High School to a 26-2 record and an appearance in the 2023 FHSAA Class 4A Elite Eight after averaging 15.2 points, 5.7 rebounds, 3.4 assists, 3.3 steals and 1.7 blocks per game in her senior season.

HIGHS
POINTS

Season..... 8, at Chicago State, 12/8/24
SEC.....
Career..... 8, at Chicago State, 12/8/24

REBOUNDS

Season..... 2, at Chicago State, 12/8/24
SEC..... 1, vs Auburn, 1/23/25
Career..... 2, at Chicago State, 12/8/24

ASSISTS

Season..... 2, vs. Mercer, 11/20/24
SEC.....
Career..... 2, vs. Mercer, 11/20/24

BLOCKS

Season..... 1 (3x), last vs. Jacksonville 11/24/24
SEC.....
Career..... 1 (3x), last vs. Jacksonville 11/24/24

STEALS

Season..... 1, (2x) Last at UMES, 12/20/24
SEC.....
Career..... 1, (2x) Last at UMES, 12/20/24

FIELD GOALS MADE

Season..... 2, at Chicago State, 12/8/24, vs. Memphis, 11/7/24
SEC.....
Career..... 2, at Chicago State, 12/8/24, vs. Memphis, 11/7/24

FIELD GOALS ATTEMPTED

Season..... 4, at Chicago State, 12/8/24
SEC.....
Career..... 4, at Chicago State, 12/8/24

THREE-POINT FIELD GOALS MADE

Season..... 2, at Chicago State, 12/8/24
SEC.....
Career..... 2, at Chicago State, 12/8/24

THREE-POINT FIELD GOALS ATTEMPTED

Season..... 4, at Chicago State, 12/8/24
SEC.....
Career..... 4, at Chicago State, 12/8/24

FREE THROWS MADE

Season..... 2, at Chicago State, 12/8/24
SEC.....
Career..... 2, at Chicago State, 12/8/24

FREE THROWS ATTEMPTED

Season..... 2, at Chicago State, 12/8/24
SEC.....
Career..... 2, at Chicago State, 12/8/24

MINUTES

Season..... 12 (11:43), at Chicago State, 12/8/24
SEC..... 5 (5:08), vs Auburn, 1/23/25
Career..... 12 (11:43), at Chicago State, 12/8/24

GAME-BY-GAME

Opponent	Date	GS	MIN	FG-FGA	PCT	3FG-3FGA	PCT	FT-FTA	PCT	OFF DEF TOT	AVG	PF	A	TO	BLK	STL	PTS	AVG
Memphis	11/07/2024		06:59	2-3	.667	0-1	.000	0-0	.000	0 0 0	0.0	0 0 0	0 0 0	1 0 0	1 0 0	0 0 0	4 0	4.0
Alcorn	11/10/2024		02:10	0-0	.000	0-0	.000	0-0	.000	0 0 0	0.0	1 0 1	1 0 1	0 0 0	0 0 0	0 0 0	0 0	2.0
Alabama St.	11/13/2024		05:43	0-1	.000	0-0	.000	0-0	.000	0 0 0	0.0	1 1 1	1 0 0	0 0 0	0 0 0	0 0 0	0 0	1.3
Mercer	11/20/2024		05:46	0-1	.000	0-0	.000	0-0	.000	0 1 1	0.3	1 2 1	1 0 0	0 0 0	0 0 0	0 0 0	1 0	1.0
vs Jacksonville	11/24/2024		04:16	0-1	.000	0-1	.000	0-0	.000	0 0 0	0.2	0 0 0	0 0 0	0 1 0	0 0 0	0 0 0	0 0	0.8
at Chicago St.	12/08/2024		11:43	2-4	.500	2-4	.500	2-2	1.000	1 1 2	0.5	0 0 2	0 2 0	1 0 1	8 2 0			
at UMES	12/20/2024		01:50	0-0	.000	0-0	.000	0-0	.000	0 0 0	0.4	0 0 0	0 0 0	0 1 0	1 0 1			1.7
South Carolina St.	12/29/2024		03:12	0-0	.000	0-0	.000	0-0	.000	0 1 1	0.5	0 2 0	0 0 0	0 0 0	0 0 0	0 0 0	1 0	1.5
South Carolina	01/05/2025		00:54	0-0	.000	0-0	.000	0-0	.000	0 0 0	0.4	0 0 0	0 0 0	0 0 0	0 0 0	0 0 0	1 0	1.3
at Tennessee	01/16/2025		01:38	0-0	.000	0-0	.000	0-0	.000	0 0 0	0.4	0 0 0	0 0 0	0 0 0	0 0 0	0 0 0	1 0	1.2
Auburn	01/23/2025		05:08	0-0	.000	0-0	.000	0-0	.000	0 1 1	0.5	0 0 0	0 0 0	0 0 0	0 0 0	0 0 0	1 1	1.1
Totals		0	49:19	4-10	.400	2-6	.333	2-2	1.000	1 4 5	0.5	3 5 5	3 5 3	2 12 12	1 1 1			

CAREER

				Field Goals		3-Point		F-Throws		Rebounds										Scoring	
SEASON	TEAM	GP-GS	MIN/AVG	FG-FGA	FG%	3FG-3FGA	3FG%	FT-FTA	FT%	OFF	DEF	TOT	AVG	PF-FO	A	TO	BLK	STL	PTS	AVG	
2024-25	MS	11-0	49/4.5	4-10	.400	2-6	.333	2-2	1.000	1	4	5	0.5	3-0	5	5	3	2	12	1.1	
TOTAL		11-0	49/4.5	4-10	.400	2-6	.333	2-2	1.000	1	4	5	0.5	3-0	5	5	3	2	12	1.1	



8

ANAISHA CARRIERE

FR. | G/F | 6-2 | GULFPORT, MISS. | HARRISON CENTRAL HS



SCAN OR [CLICK HERE](#) FOR FULL BIO/STATISTICS

LAST FIVE GAMES

	GS	MIN	FG-FGA	FG%	3FG-3FGA	3FG%	FT-FTA	FT%	O-D-REB	PF	AST	TO	BLK	STL	PTS	+/-
at Vanderbilt 2/13																
Alabama 2/9																
Arkansas 2/6		3:36	0-0	0.0	0-0	0.0	0-0	0.0	0-0-0	0	0	0	0	0	0	-1
at LSU 2/2																
at Missouri 1/27																

SEASON STATISTICS

Games Played	Minutes/game	Points/game	FG Pct	3FG Pct	FT Pct	Rebounds/game	Assists/game	Turnovers/game	Assist/Turnover ratio	Steals/game	Blocks/game
8	1.8	1.0	42.9	25.0	33.3	0.3	0.0	0.1	0.0	0.0	0.0

2024-25

- Carriere knocked down her first collegiate three pointer against South Carolina State (Dec. 29)
- Made her collegiate debut with two points and two rebounds in two minutes in the season opener vs. Memphis (Nov. 7).

CAREER

- Carriere was tabbed as one of the top recruits in Mississippi by multiple outlets, including 247Sports, espnW HoopGurlz and Collegiate Girls Basketball Report – Dan Olson.
- Carriere led Harrison Central High School to a 2022 MHSAA 6A State Championship appearance, where she faced current teammate Debreasha Powe and Meridian High School, and led her team with 16 points, six rebounds and two assists.

HIGHS
POINTS

Season..... 3, vs. South Carolina State, 12/29/24
SEC..... 2, vs Auburn, 1/23/25
Career..... 3, vs. South Carolina State, 12/29/24

REBOUNDS

Season..... 2, vs. Memphis, 11/7/24
SEC.....
Career..... 2, vs. Memphis, 11/7/24

ASSISTS

Season.....
SEC.....
Career.....

BLOCKS

Season.....
SEC.....
Career.....

STEALS

Season.....
SEC.....
Career.....

FIELD GOALS MADE

Season..... 1, (3x) Last vs Auburn, 1/23/25
SEC..... 1, vs Auburn, 1/23/25
Career..... 1, (3x) Last vs Auburn, 1/23/25

FIELD GOALS ATTEMPTED

Season..... 3, vs. Alabama State, 11/13/24
SEC..... 1, vs Auburn, 1/23/25
Career..... 3, vs. Alabama State, 11/13/24

THREE-POINT FIELD GOALS MADE

Season..... 1, vs. South Carolina State, 12/29/24
SEC.....
Career..... 1, vs. South Carolina State, 12/29/24

THREE-POINT FIELD GOALS ATTEMPTED

Season..... 2, vs. Alabama State, 11/13/24
SEC.....
Career..... 2, vs. Alabama State, 11/13/24

FREE THROWS MADE

Season..... 1, vs. South Carolina State, 12/29/24
SEC.....
Career..... 1, vs. South Carolina State, 12/29/24

FREE THROWS ATTEMPTED

Season..... 3, vs. South Carolina State, 12/29/24
SEC.....
Career..... 3, vs. South Carolina State, 12/29/24

MINUTES

Season..... 4 (3:44), vs. Alabama State, 11/13/24
SEC..... 2 (1:48) vs Auburn, 1/23/25
Career..... 4 (3:44), vs. Alabama State, 11/13/24

GAME-BY-GAME

Opponent	Date	GS	MIN	FG-FGA	PCT	3FG-3FGA	PCT	FT-FTA	PCT	OFF	DEF	TOT	AVG	PF	A	TO	BLK	STL	PTS	AVG
Memphis	11/07/2024		01:40	1-1	1.000	0-0	.000	0-0	.000	2	0	2	2.0	0	0	0	0	0	2	2.0
Alabama St.	11/13/2024		03:44	0-3	.000	0-2	.000	0-0	.000	0	0	0	1.0	1	0	1	0	0	0	1.0
Chattanooga	11/17/2024		00:53	0-0	.000	0-0	.000	0-0	.000	0	0	0	0.7	0	0	0	0	0	0	0.7
Mercer	11/20/2024		02:08	0-1	.000	0-1	.000	0-0	.000	0	0	0	0.5	0	0	0	0	0	0	0.5
vs Jacksonville	11/24/2024		00:53	0-0	.000	0-0	.000	0-0	.000	0	0	0	0.4	0	0	0	0	0	0	0.4
South Carolina St.	12/29/2024		01:19	1-1	1.000	1-1	1.000	1-3	.333	0	0	0	0.3	0	0	0	0	0	4	1.0
Auburn	01/23/2025		01:48	1-1	1.000	0-0	.000	0-0	.000	0	0	0	0.3	0	0	0	0	0	2	1.1
Arkansas	02/06/2025		01:36	0-0	.000	0-0	.000	0-0	.000	0	0	0	0.3	0	0	0	0	0	0	1.0
Totals		0	14:02	3-7	.429	1-4	.250	1-3	.333	2	0	2	0.3	1	0	1	0	0	8	1.0

CAREER

				Field Goals		3-Point		F-Throws		Rebounds								Scoring		
SEASON	TEAM	GP-GS	MIN/AVG	FG-FGA	FG%	3FG-3FGA	3FG%	FT-FTA	FT%	OFF	DEF	TOT	AVG	PF-FO	A	TO	BLK	STL	PTS	AVG
2024-25	MS	8-0	14/1.8	3-7	.429	1-4	.250	1-3	.333	2	0	2	0.3	1-0	0	1	0	0	8	1.0
TOTAL		8-0	14/1.8	3-7	.429	1-4	.250	1-3	.333	2	0	2	0.3	1-0	0	1	0	0	8	1.0



11

TAHJ-MONET BLOOM

FR. | F | 6-2 | OKINAWA, JAPAN | DME ACADEMY



SCAN OR [CLICK HERE](#) FOR FULL BIO/STATISTICS

2024-25

- Bloom suffered a non-sport related injury outside of team activities that will sideline her for the season. Coach Purcell has repeatedly praised her spirit around her teammates and energy throughout the process on the bench and in practice.

CAREER

- Bloom was ranked a four-star and the No. 43 overall recruit in the 2024 class by espnW HoopGurlz. She was also the sixth-best recruit from Florida and the eighth-best forward by the outlet.
- Bloom lived in Okinawa, Japan for over 10 years throughout her childhood.

HIGHS
POINTS

Season.....
SEC.....
Career.....

REBOUNDS

Season.....
SEC.....
Career.....

ASSISTS

Season.....
SEC.....
Career.....

BLOCKS

Season.....
SEC.....
Career.....

STEALS

Season.....
SEC.....
Career.....

FIELD GOALS MADE

Season.....
SEC.....
Career.....

FIELD GOALS ATTEMPTED

Season.....
SEC.....
Career.....

THREE-POINT FIELD GOALS MADE

Season.....
SEC.....
Career.....

THREE-POINT FIELD GOALS ATTEMPTED

Season.....
SEC.....
Career.....

FREE THROWS MADE

Season.....
SEC.....
Career.....

FREE THROWS ATTEMPTED

Season.....
SEC.....
Career.....

MINUTES

Season.....
SEC.....
Career.....



13

ROCÍO JIMÉNEZ

R-FR. | F/C | 6-7 | ELÍAS PIÑA, DOMINICAN REPUBLIC | CENTRAL POINTE CHRISTIAN ACADEMY



SCAN OR [CLICK HERE](#) FOR FULL BIO/STATISTICS

2024-25

- Jiménez is expected to redshirt in 2024-25 and is in the process of rehabbing an injury sustained prior to Mississippi State, which earned her a medical redshirt in 2023-24.
- Jiménez has a team-best 6' 11.5" wingspan and 8' 8" standing reach.

CAREER

- Originally slated for the 2025 class, Jiménez reclassified to become a part of the program at the midseason point in December 2023.
- Jiménez played one season in high school at Central Pointe Christian Academy and has only played basketball since 2021.
- Jiménez competed as one of the youngest players within the Dominican Republic's FIBA Women's National Team organization.

HIGHS
POINTS

Season.....
SEC.....
Career.....

REBOUNDS

Season.....
SEC.....
Career.....

ASSISTS

Season.....
SEC.....
Career.....

BLOCKS

Season.....
SEC.....
Career.....

STEALS

Season.....
SEC.....
Career.....

FIELD GOALS MADE

Season.....
SEC.....
Career.....

FIELD GOALS ATTEMPTED

Season.....
SEC.....
Career.....

THREE-POINT FIELD GOALS MADE

Season.....
SEC.....
Career.....

THREE-POINT FIELD GOALS ATTEMPTED

Season.....
SEC.....
Career.....

FREE THROWS MADE

Season.....
SEC.....
Career.....

FREE THROWS ATTEMPTED

Season.....
SEC.....
Career.....

MINUTES

Season.....
SEC.....
Career.....



14

KAYLA THOMAS

SR. | F/C | 6-2 | BELTSVILLE, MD. | EMERGE CHRISTIAN ACADEMY | PENN STATE | GEORGIA SOUTHERN



SCAN OR [CLICK HERE](#) FOR FULL BIO/STATISTICS

LAST FIVE GAMES

	GS	MIN	FG-FGA	FG%	3FG-3FGA	3FG%	FT-FTA	FT%	O-D-REB	PF	AST	TO	BLK	STL	PTS	+/-
at Vanderbilt 2/13		4:11	0-0	0.0	0-0	0.0	0-0	0.0	0-1-1	0	0	2	0	0	0	-5
Alabama 2/9		8:07	0-1	0.0	0-0	0.0	0-0	0.0	0-3-3	0	0	0	1	0	0	-3
Arkansas 2/6		8:36	0-1	0.0	0-0	0.0	0-0	0.0	1-0-1	1	0	1	0	0	0	-8
at LSU 2/2		4:48	0-0	0.0	0-0	0.0	0-0	0.0	0-0-0	1	2	2	0	0	0	-4
at Missouri 1/27		7:15	0-2	0.0	0-0	0.0	0-0	0.0	0-0-0	2	0	0	0	0	0	-2

SEASON STATISTICS

Games Played	Minutes/game	Points/game	FG Pct	3FG Pct	FT Pct	Rebounds/game	Assists/game	Turnovers/game	Assist/Turnover ratio	Steals/game	Blocks/game
26	7.3	2.2	59.0	0.0	75.0	1.3	0.2	0.3	0.6	0.1	0.3

2024-25

- Thomas tied her season-high of six points where she once again shot 100% from the field against Auburn (Jan. 23)
- Logged crucial minutes against Oklahoma (Jan. 9) where she picked up a season-high six points on 100% shooting from the field and the stripe.
- Thomas picked up five points against ULM where she shot 100% from the field.
- Added four points on 2-2 from the field with three rebounds in 16 minutes at Chicago State (Dec. 8).
- Thomas recorded four points and four rebounds, all of which were offensive, vs. Jacksonville (Nov. 24).
- Thomas scored the Bulldogs' final two points to hit the 100-point mark in her Mississippi State debut in the season opener vs. Memphis (Nov. 7).
- Thomas has a 6' 7.5" wingspan and 8' 3.5" standing reach, which are both fourth on the team.

CAREER

- Prior to 2024-25, Thomas played in 67 games with 11 starts over three seasons at Georgia Southern and Penn State from 2021-24. Thomas played in 32 games with all 11 career starts under Anita Howard at Georgia Southern in 2023-24, who is now an Assistant Coach/Recruiting Coordinator at Mississippi State. She also appeared in 35 games in two seasons at Penn State from 2021-23.
- Thomas averaged 5.3 points and 3.8 rebounds on 47.9 percent from the field (70-146) and 64.6 percent from the free-throw line (31-48) in 15.2 minutes per game at Georgia Southern in 2023-24.
- Thomas' mother, Tenicka, was a three-sport athlete and played volleyball, basketball and ran track and field at Mississippi Valley State. She was a two-time Mississippi Valley State Female Athlete of the Year selection and was inducted into the Mississippi Valley State Hall of Fame in 2008.
- A Criminology major, Thomas is interested in a career as a criminal investigator after basketball.

GAME-BY-GAME

Opponent	Date	GS	MIN	FG-FGA	PCT	3FG-3FGA	PCT	FT-FTA	PCT	OFF	DEF	TOT	AVG	PF	A	TO	BLK	STL	PTS	AVG	
Memphis	11/07/2024		06:33	0-0	.000	0-0	.000	2-2	1.000	1	0	1	1.0	1	1	0	1	0	2	2.0	
Alcorn	11/10/2024		11:39	2-4	.500	0-0	.000	1-1	1.000	2	0	2	1.5	0	0	2	0	5	3.5		
Alabama St.	11/13/2024		09:17	0-1	.000	0-0	.000	1-2	.500	0	0	0	1.0	2	0	1	0	0	1	2.7	
Chattanooga	11/17/2024		06:09	1-1	1.000	0-0	.000	2-2	1.000	1	1	2	1.3	1	1	0	0	0	4	3.0	
Mercer	11/20/2024		11:04	2-2	1.000	0-0	.000	0-0	.000	0	0	0	1.0	0	0	1	1	0	4	3.0	
vs Jacksonville	11/24/2024		11:55	2-3	.667	0-0	.000	0-0	.000	4	0	4	1.5	1	0	0	1	0	4	3.3	
vs Utah	11/28/2024		02:20	1-1	1.000	0-0	.000	0-0	.000	0	1	1	1.4	0	0	0	0	0	2	3.1	
vs South Fla.	11/29/2024		07:57	1-2	.500	0-0	.000	1-1	1.000	2	1	3	1.6	0	0	0	0	0	3	3.1	
at Georgia Tech	12/04/2024		04:05	1-1	1.000	0-0	.000	0-0	.000	0	0	0	1.4	0	0	0	0	0	2	3.0	
at Chicago St.	12/08/2024		16:13	2-2	1.000	0-0	.000	0-0	.000	3	0	3	1.6	1	0	0	0	0	4	3.1	
vs Belmont	12/14/2024		01:59	0-1	.000	0-0	.000	0-0	.000	0	0	0	1.5	0	0	0	0	0	0	2.8	
at ULM	12/17/2024		05:08	2-2	1.000	0-0	.000	1-1	1.000	0	1	1	1.4	2	0	1	1	0	5	3.0	
at UMES	12/20/2024		09:16	0-2	.000	0-0	.000	0-0	.000	0	0	0	1.3	0	0	0	1	0	0	2.8	
South Carolina St.	12/29/2024		10:11	2-3	.667	0-0	.000	0-0	.000	2	1	3	1.4	0	0	0	0	0	1	4	2.9
at Kentucky	01/02/2025		10:21	0-1	.000	0-0	.000	0-3	.000	1	1	2	1.5	1	1	1	0	0	0	2.7	
South Carolina	01/05/2025		03:07	0-1	.000	0-0	.000	0-0	.000	0	0	0	1.4	0	0	0	0	0	0	2.5	
Oklahoma	01/09/2025		07:02	2-2	1.000	0-0	.000	2-2	1.000	3	0	3	1.5	2	0	0	0	0	6	2.7	
at Georgia	01/12/2025		01:22	0-0	.000	0-0	.000	0-0	.000	0	1	1	1.4	1	0	0	0	0	0	2.6	
at Tennessee	01/16/2025		06:44	2-3	.667	0-0	.000	0-0	.000	1	0	1	1.4	1	0	0	0	0	4	2.6	
Ole Miss	01/19/2025		01:14	0-0	.000	0-0	.000	2-2	1.000	0	0	0	1.4	0	0	0	0	0	2	2.6	
Auburn	01/23/2025		14:16	3-3	1.000	0-0	.000	0-0	.000	1	0	1	1.3	2	0	0	0	1	6	2.8	
at Missouri	01/27/2025		07:15	0-2	.000	0-0	.000	0-0	.000	0	0	0	1.3	2	0	0	0	0	0	2.6	
at LSU	02/02/2025		04:48	0-0	.000	0-0	.000	0-0	.000	0	0	0	1.2	1	2	2	0	0	0	2.5	
Arkansas	02/06/2025		08:36	0-1	.000	0-0	.000	0-0	.000	1	0	1	1.2	1	0	1	0	0	0	2.4	
Alabama	02/09/2025		08:07	0-1	.000	0-0	.000	0-0	.000	0	3	3	1.3	0	0	0	1	0	0	2.3	
at Vanderbilt	02/13/2025		04:11	0-0	.000	0-0	.000	0-0	.000	0	1	1	1.3	0	0	2	0	0	0	2.2	
Totals			0	190:49	23-39	.590	0-0	.000	12-16	.750	22	11	33	1.3	19	5	9	8	2	58	2.2

CAREER

				Field Goals		3-Point		F-Throws		Rebounds										Scoring	
SEASON	TEAM	GP-GS	MIN/AVG	FG-FGA	FG%	3FG-3FGA	3FG%	FT-FTA	FT%	OFF	DEF	TOT	AVG	PF-FO	A	TO	BLK	STL	PTS	AVG	
2021-22	PSU	18-0	137/7.6	13-29	.448	0-0	.000	6-8	.750	13	12	25	1.4	13-0	3	11	5	4	32	1.8	
2022-23	PSU	17-0	99/5.8	8-19	.421	0-0	.000	7-10	.700	7	10	17	1.0	12-0	2	8	2	3	23	1.4	
2023-24	GS	32-11	486/15.2	70-146	.479	0-2	.000	31-48	.646	67	55	122	3.8	39-0	12	25	13	12	171	5.3	
2024-25	MS	25-0	187/7.5	23-39	.590	0-0	.000	12-16	.750	22	10	32	1.3	19-0	5	7	8	2	58	2.3	
TOTAL FOR MS		25-0	187/7.5	23-39	.590	0-0	.000	12-16	.750	22	10	32	1.3	19-0	5	7	8	2	58	2.3	
TOTAL		92-11	908/9.9	114-233	.489	0-2	.000	56-82	.683	109	87	196	2.1	83-0	22	51	28	21	284	3.1	

HIGHS

POINTS
Season..... 6, (2x) Last vs Auburn, 1/23/25
SEC..... 6, (2x) Last vs Auburn, 1/23/25
Career..... 16, vs. Coastal Carolina, 2/24/24*

REBOUNDS

Season..... 4, vs. Jacksonville, 11/24/24
SEC..... 3, (2x) Last vs Alabama, 2/9/25
Career..... 10, at Marshall, 3/1/24*

ASSISTS

Season..... 2, at LSU 2/2/25
SEC..... 2, at LSU 2/2/25
Career..... 3, at Chicago State, 12/11/23*

BLOCKS

Season..... 2, vs. Alcorn State, 11/10/24
SEC.....
Career..... 2 (4x), last vs. Alcorn State, 11/10/24

STEALS

Season..... 1, (2x) vs Auburn, 1/23/25
SEC..... 1, vs Auburn, 1/23/25
Career..... 2 (4x), last vs. Texas State, 3/5/24*

FIELD GOALS MADE

Season..... 3, (2x) Last vs Auburn, 1/23/25
SEC..... 3, vs Auburn, 1/23/25
Career..... 7, at Louisiana, 2/15/24*

FIELD GOALS ATTEMPTED

Season..... 4, vs. Alcorn State, 11/10/24
SEC..... 3, (2x) Last vs Auburn, 1/23/25
Career..... 11, at Marshall, 3/1/24*

THREE-POINT FIELD GOALS MADE

Season.....
SEC.....
Career.....

THREE-POINT FIELD GOALS ATTEMPTED

Season.....
SEC.....
Career..... 1, vs. Southern Miss., 2/7/24*, vs. Texas St., 3/5/24*

FREE THROWS MADE

Season..... 2, (4x) Last vs Ole Miss, 1/19/25
SEC..... 2, (2x) Last vs Ole Miss, 1/19/25
Career..... 5, vs. Texas St, 3/5/24*

FREE THROWS ATTEMPTED

Season..... 3, at Kentucky, 1/2/25
SEC..... 3, at Kentucky, 1/2/25
Career..... 8, vs. Coastal Carolina, 2/24/24*

MINUTES

Season..... 16 (16:13), at Chicago State, 12/8/24
SEC..... 14 (14:16), at Kentucky, 1/2/25
Career..... 34 (33:38), vs. Texas State, 3/5/24*
* AT GEORGIA SOUTHERN (2023-24), 1 AT PENN STATE (2021-23)



15

MADINA OKOT

JR. | C | 6-6 | MUMIAS, KENYA | KAYA TIWI SECONDARY SCHOOL | ZETECH UNIVERSITY



SCAN OR [CLICK HERE](#) FOR FULL BIO/STATISTICS

LAST FIVE GAMES

	GS	MIN	FG-FGA	FG%	3FG-3FGA	3FG%	FT-FTA	FT%	O-D-REB	PF	AST	TO	BLK	STL	PTS	+/-
at Vanderbilt 2/13	*	33:31	10-12	83.3	0-0	0.0	1-1	100.0	8-15-23	3	3	2	2	4	21	+11
Alabama 2/9	*	23:28	6-9	66.7	0-0	0.0	0-2	0.0	4-3-7	1	1	2	0	3	12	+2
Arkansas 2/6	*	17:31	6-10	60.0	0-0	0.0	0-1	0.0	4-7-11	3	1	3	0	2	12	+25
at LSU 2/2	*	21:17	3-7	42.8	0-0	0.0	0-2	0.0	4-6-10	1	1	2	1	0	6	-10
at Missouri 1/27	*	31:26	4-8	50.0	0-0	0.0	2-3	66.7	4-7-11	3	0	3	4	1	10	+5

SEASON STATISTICS

Games Played	Minutes/game	Points/game	FG Pct	3FG Pct	FT Pct	Rebounds/game	Assists/game	Turnovers/game	Assist/Turnover ratio	Steals/game	Blocks/game
26	22.2	11.6	68.0	0.0	55.6	9.7	0.6	2.7	0.2	1.2	1.0

2024-25

- Okot became the first player in D1 this season to collect 23 rebounds, as she also scored 21 points on 83.3 percent from the field along with four steals and two blocks against Vanderbilt (Feb. 13). She ranks second in the nation and leads the SEC with a 68.0 field goal percentage.
- Second straight performance with 12 points against Alabama (Feb. 9), along with seven rebounds and three steals. First in the SEC with a 67.0 field goal percentage.
- Earned her eighth double-double of the season with 12 points and 11 rebounds in 18 minutes against Arkansas (Feb. 6)
- Six points and 10 rebounds against LSU (Feb. 2) 11th game with 10+ rebounds this season, has done such in five of last six games.
- Finished with her seventh career double-double with 10 points, 11 rebounds and a career-high four blocked shots against Missouri (Jan. 27).
- 13 points on 85.7 percent shooting while collecting nine rebounds against Auburn (Jan 23).
- Eight points and 12 rebounds against Ole Miss.
- Collected a double-double with 19 points and 12 rebounds on 8-11 shooting against Georgia (Jan. 12)
- Brought down 10 rebounds along with six points against the Oklahoma Sooners (Jan. 9).
- Okot led the team against South Carolina State (Dec. 29) with 16 points on 7-7 shooting, while picking up six rebounds, two assists and a steal. In the postgame media session, Okot spoke about passing down more opportunities at the hoop because of how reliable the Bulldog shooters can be in the knockout game. The Bulldogs shot 44.0 percent from three in the contest.
- Earned a career-high 26 points against UMES (Dec. 20) on 13-16 shooting from the field.
- Recorded her first double-double and start of her career in her NCAA and Mississippi State debut with 14 points and 17 rebounds in 23 minutes in the season opener against Memphis (Nov. 7).

CAREER

- Okot has played for the Kenya FIBA 3x3 Senior Team since 2022. Okot was crowned the FIBA 3x3 Africa Cup Champion and made her debut with the Kenya FIBA 3x3 Senior Team at the 2022 Commonwealth Games.
- Okot qualified for the 2022 World Championships with the U23 Kenyan National Team at the 2022 FIBA Nations League Africa (South).
- Arrived to Mississippi State on August 25. Okot was granted a USA Visa during her fifth time through the process.
- Okot has only played basketball since 2020. She started her high school career playing volleyball.

GAME-BY-GAME

Opponent	Date	GS	MIN	FG-FGA	PCT	3FG-3FGA	PCT	FT-FTA	PCT	OFF	DEF	TOT	AVG	PF	A	TO	BLK	STL	PTS	AVG
Memphis	11/07/2024	*	22:44	5-8	.625	0-0	.000	4-8	.500	6	11	17	17.0	3	0	3	3	0	14	14.0
Alcorn	11/10/2024	*	16:45	0-3	.000	0-0	.000	1-2	.500	1	5	6	11.5	1	0	2	2	2	1	7.5
Alabama St.	11/13/2024	*	24:60	8-9	.889	0-0	.000	1-2	.500	3	9	12	11.7	2	1	2	0	5	17	10.7
Chattanooga	11/17/2024	*	26:16	4-7	.571	0-0	.000	4-4	1.000	3	3	6	10.3	3	0	3	0	1	12	11.0
Mercer	11/20/2024	*	17:33	7-10	.700	0-0	.000	1-2	.500	5	3	8	9.8	1	2	2	2	2	15	11.8
vs Jacksonville	11/24/2024	*	18:34	5-7	.714	0-0	.000	1-2	.500	3	4	7	9.3	1	0	3	1	1	11	11.7
vs Utah	11/28/2024	*	28:03	6-8	.750	0-0	.000	3-3	1.000	3	5	8	9.1	3	0	4	2	0	15	12.1
vs South Fla.	11/29/2024	*	12:05	3-4	.750	0-0	.000	0-1	.000	1	4	5	8.6	4	0	2	1	0	6	11.4
at Georgia Tech	12/04/2024	*	23:10	3-6	.500	0-0	.000	0-0	.000	0	5	5	8.2	0	0	1	1	0	6	10.8
at Chicago St.	12/08/2024	*	20:06	8-11	.727	0-0	.000	2-2	1.000	9	2	11	8.5	3	0	2	0	1	18	11.5
vs Belmont	12/14/2024	*	28:14	5-5	1.000	0-0	.000	1-2	.500	8	7	15	9.1	3	0	7	0	0	11	11.5
at ULM	12/17/2024	*	25:00	7-9	.778	0-0	.000	1-1	1.000	5	9	14	9.5	2	2	5	1	3	15	11.8
at UMES	12/20/2024	*	21:45	13-16	.813	0-0	.000	0-3	.000	3	4	7	9.3	2	0	0	0	1	26	12.8
South Carolina St.	12/29/2024	*	18:48	7-7	1.000	0-0	.000	2-2	1.000	4	2	6	9.1	3	2	3	0	1	16	13.1
at Kentucky	01/02/2025	*	11:35	2-6	.333	0-0	.000	0-0	.000	1	1	2	8.6	4	0	1	0	0	4	12.5
South Carolina	01/05/2025	*	20:05	2-4	.500	0-0	.000	0-0	.000	2	6	8	8.6	5	0	4	2	0	4	11.9
Oklahoma	01/09/2025	*	23:42	2-6	.333	0-0	.000	2-4	.500	2	8	10	8.6	3	1	1	0	0	6	11.6
at Georgia	01/12/2025	*	27:48	8-11	.727	0-0	.000	3-4	.750	4	8	12	8.8	3	0	3	1	0	19	12.0
at Tennessee	01/16/2025	*	15:60	2-6	.333	0-0	.000	0-2	.000	2	9	11	8.9	2	0	2	2	1	4	11.6
Ole Miss	01/19/2025	*	28:10	4-4	1.000	0-0	.000	0-0	.000	3	9	12	9.1	3	0	4	1	1	8	11.4
Auburn	01/23/2025	*	19:28	6-7	.857	0-0	.000	1-1	1.000	3	6	9	9.1	2	1	5	0	1	13	11.5
at Missouri	01/27/2025	*	31:26	4-8	.500	0-0	.000	2-3	.667	4	7	11	9.2	3	0	3	4	1	10	11.4
at LSU	02/02/2025	*	21:17	3-7	.429	0-0	.000	0-2	.000	4	6	10	9.2	1	1	2	1	0	6	11.2
Arkansas	02/06/2025	*	17:31	6-10	.600	0-0	.000	0-1	.000	4	7	11	9.3	3	1	3	0	2	12	11.2
Alabama	02/09/2025	*	23:28	6-9	.667	0-0	.000	0-2	.000	4	3	7	9.2	1	1	2	0	3	12	11.2
at Vanderbilt	02/13/2025	*	33:31	10-12	.833	0-0	.000	1-1	1.000	8	15	23	9.7	3	3	2	2	4	21	11.6
Totals		26	578:03	136-200	.680	0-0	.000	30-54	.556	95	158	253	9.7	64	15	71	26	30	302	11.6

CAREER

			Field Goals		3-Point		F-Throws		Rebounds								Scoring				
SEASON	TEAM	GP-GS	MIN	AVG	FG-FGA	FG%	3FG-3FGA	3FG%	FT-FTA	FT%	OFF	DEF	TOT	AVG	PF-FO	A	TO	BLK	STL	PTS	AVG
2024-25	MS	26-26	578	22.2	136-200	.680	0-0	.000	30-54	.556	95	158	253	9.7	64-15	71	26	30	302	11.6	
TOTAL		26-26	578	22.2	136-200	.680	0-0	.000	30-54	.556	95	158	253	9.7	64-15	71	26	30	302	11.6	

HIGHS

POINTS	Season.....26, at UMES, 12/20/24
SEC.....21, at Vanderbilt, 2/13/24	
Career.....26, at UMES, 12/20/24	

REBOUNDS

Season.....23, at Vanderbilt, 2/13/24	
SEC.....23, at Vanderbilt, 2/13/24	
Career.....23, at Vanderbilt, 2/13/24	

ASSISTS

Season.....3, at Vanderbilt, 2/13/24	
SEC.....3, at Vanderbilt, 2/13/24	
Career.....3, at Vanderbilt, 2/13/24	

BLOCKS

Season.....4, at Missouri, 1/27/25	
SEC.....4, at Missouri, 1/27/25	
Career.....4, at Missouri, 1/27/25	

STEALS

Season.....5, vs. Alabama State, 11/13/24	
SEC.....4, at Vanderbilt, 2/13/24	
Career.....5, vs. Alabama State, 11/13/24	

FIELD GOALS MADE

Season.....13, at UMES, 12/20/24	
SEC.....10, at Vanderbilt, 2/13/24	
Career.....13, at UMES, 12/20/24	

FIELD GOALS ATTEMPTED

Season.....16, at UMES, 12/20/24	
SEC.....12, at Vanderbilt, 2/13/24	
Career.....16, at UMES, 12/20/24	

THREE-POINT FIELD GOALS MADE

Season.....	
SEC.....	
Career.....	

THREE-POINT FIELD GOALS ATTEMPTED

Season.....	
SEC.....	
Career.....	

FREE THROWS MADE

Season.....4, vs. Chattanooga 11/17/24, vs. Memphis, 11/7/24	
SEC.....3, at Georgia, 1/12/25	
Career.....4, vs. Chattanooga 11/17/24, vs. Memphis, 11/7/24	

FREE THROWS ATTEMPTED

Season.....8, vs. Memphis, 11/7/24	
SEC.....4, (2x) Last at Georgia, 1/12/25	
Career.....8, vs. Memphis, 11/7/24	

MINUTES

Season.....34 (33.31) at Vanderbilt, 2/13/24	
SEC.....34 (33.31) at Vanderbilt, 2/13/24	
Career.....34 (33.31) at Vanderbilt, 2/13/24	



21

DEBREASHA POWE

JR. | G/F | 6-1 | MERIDIAN, MISS. | MERIDIAN HS



SCAN OR [CLICK HERE](#) FOR FULL BIO/STATISTICS

LAST FIVE GAMES

	GS	MIN	FG-FGA	FG%	3FG-3FGA	3FG%	FT-FTA	FT%	O-D-REB	PF	AST	TO	BLK	STL	PTS	+/-
at Vanderbilt 2/13	*	40:56	2-11	18.2	1-10	10.0	0-0	0.0	0-4-4	3	0	1	1	0	5	+1
Alabama 2/9	*	32:15	5-13	38.5	2-7	28.5	2-2	100.0	1-1-2	1	0	1	0	0	14	-11
Arkansas 2/6	*	34:03	5-9	55.6	5-7	71.4	1-2	50.0	2-1-3	1	4	1	2	1	16	+23
at LSU 2/2	*	19:24	2-7	28.5	2-7	28.5	0-0	0.0	0-2-2	4	1	1	0	0	6	-8
at Missouri 1/27	*	31:17	1-4	25.0	0-3	0.0	0-0	0.0	2-0-2	1	0	0	0	1	2	-11

SEASON STATISTICS

Games Played	Minutes/game	Points/game	FG Pct	3FG Pct	FT Pct	Rebounds/game	Assists/game	Turnovers/game	Assist/Turnover ratio	Steals/game	Blocks/game
24	29.8	8.7	40.7	40.3	76.5	3.0	1.2	0.9	1.3	0.9	0.7

2024-25

- Led State in scoring for the second straight game after picking up 14 against Alabama (Feb. 9).
- Knocked down a season-high five threes against Arkansas (Feb. 6), all in the first half, en route to tying her season best 16 points along with tying her career-high four assists.
- Powe's 42.9 percent from three ranks third in the SEC. The mark is currently an increase from her sophomore season, in which she also experienced a +9.8 percent increase (30.2 to 40.0) from her freshman season.
- Hit four threes for the fourth time this season against Tennessee (Jan. 16) on 66.7 percent shooting from deep and tied season-high 16 points.
- Finished with nine points after knocking down a trio of three pointers on 50 percent shooting against Georgia (Jan. 12).
- Powe put up 13 points in the victory against ULM (Dec. 17), in which she knocked down three trifecta's.
- Powe has knocked three or more threes in six games in 2024-25 to extend her career total to 19 games reaching the mark.
- Powe added 13 points on 4-8 from the field and 4-7 from three, all threes which came in the first half, the ninth game of her career with four or more threes made, in addition to four rebounds and three steals in 35 minutes vs. Utah (Nov. 28).

CAREER

- Powe's 66 threes ranked fourth in the SEC in 2023-24. Her 40.0 percent from three ranked third in the SEC.
- Powe was one of three players in the SEC in 23-24 and the latest Bulldog since Andra Espinoza-Hunter in 18-19 to hit 65-plus threes on a 40.0 percent or better rate.
- One of the top high school recruits in Mississippi in 2022 class, Powe was ranked No. 84 overall by espnW HoopGurlz. Powe committed under the previous staff and was one of the first players that Purcell visited still in his Uhaul when he arrived at Mississippi State.
- Powe intends to pursue a career as a sports analyst after basketball and is inspired by ESPN's Andraya Carter, who visited the team to provide media training ahead of the 2023-24 season. Powe has interned as a sideline reporter at French Camp Academy football games and with the Mississippi State Athletics Broadcast staff. Most recently, Powe appeared on air to provide a pregame scouting report after working with ESPN's Sam Gore for the Bulldogs' matchup with Ole Miss.
- When Powe was in seventh grade, she attended a basketball camp at Mississippi State and was paired up in group led by now Mississippi State Assistant Coach/Director of Scouting and WNBA Seattle Storm's Victoria Vivians and WNBA Dallas Wings' Teaira McCowan

GAME-BY-GAME

Opponent	Date	GS	MIN	FG-FGA	PCT	3FG-3FGA	PCT	FT-FTA	PCT	OFF	DEF	TOT	AVG	PF	A	TO	BLK	STL	PTS	AVG	
Memphis	11/07/2024	*	30:41	6-10	.600	4-7	.571	0-0	.000	2	5	7	7.0	2	4	0	3	1	16	16.0	
Alcorn	11/10/2024	*	35:08	4-9	.444	1-5	.200	0-0	.000	1	2	3	5.0	1	2	1	1	2	9	12.5	
Alabama St.	11/13/2024	*	24:43	5-9	.556	4-6	.667	0-0	.000	4	2	6	5.3	0	2	1	0	3	14	13.0	
Chattanooga	11/17/2024	*	30:51	3-4	.750	1-1	1.000	1-1	1.000	0	2	2	4.5	3	0	1	1	2	8	11.8	
Mercer	11/20/2024	*	24:44	5-7	.714	3-5	.600	0-1	.000	0	5	5	4.6	1	1	1	0	0	13	12.0	
vs Jacksonville	11/24/2024	*	27:05	2-8	.250	2-6	.333	0-0	.000	1	4	5	4.7	0	2	1	2	1	6	11.0	
vs Utah	11/28/2024	*	34:50	4-8	.500	4-7	.571	1-2	.500	1	3	4	4.6	3	0	1	0	3	13	11.3	
vs South Fla.	11/29/2024	*	33:19	2-4	.500	2-3	.667	1-2	.500	0	2	2	4.3	0	0	0	2	1	7	10.8	
at Georgia Tech	12/04/2024	*	40:00	3-6	.500	3-5	.600	0-0	.000	0	6	6	4.4	2	0	2	0	1	9	10.6	
at Chicago St.	12/08/2024	*	26:56	3-7	.429	1-3	.333	1-1	1.000	1	0	1	4.1	0	4	1	1	0	8	10.3	
vs Belmont	12/14/2024	*	35:06	1-7	.143	1-7	.143	2-2	1.000	1	1	2	3.9	2	1	2	0	0	5	9.8	
at ULM	12/17/2024	*	33:08	4-9	.444	3-5	.600	2-2	1.000	0	1	1	3.7	3	2	1	1	0	13	10.1	
at Kentucky	01/02/2025	*	19:54	0-3	.000	0-1	.000	0-0	.000	0	1	1	3.5	0	0	1	0	1	0	9.3	
South Carolina	01/05/2025	*	20:27	1-7	.143	1-5	.200	0-0	.000	1	1	2	3.4	2	1	0	0	0	3	8.9	
Oklahoma	01/09/2025	*	30:01	3-11	.273	2-9	.222	0-0	.000	0	3	3	3.3	2	1	0	0	2	8	8.8	
at Georgia	01/12/2025	*	24:36	3-6	.500	3-6	.500	0-0	.000	0	1	1	3.2	2	0	0	2	0	9	8.8	
at Tennessee	01/16/2025	*	27:50	5-8	.625	4-6	.667	2-2	1.000	0	1	1	3.1	0	2	1	0	1	16	9.2	
Ole Miss	01/19/2025	*	35:26	1-3	.333	1-2	.500	0-0	.000	1	2	3	3.1	1	1	0	1	1	3	8.9	
Auburn	01/23/2025	*	22:04	2-7	.286	2-6	.333	0-0	.000	0	5	5	3.2	3	1	4	0	0	6	8.7	
at Missouri	01/27/2025	*	31:17	1-4	.250	0-3	.000	0-0	.000	2	0	2	3.1	1	0	0	0	1	2	8.4	
at LSU	02/02/2025	*	19:24	2-7	.286	2-7	.286	0-0	.000	0	2	2	3.0	4	1	1	0	0	6	8.3	
Arkansas	02/06/2025	*	34:03	5-9	.556	5-7	.714	1-2	.500	2	1	3	3.0	1	4	1	2	1	16	8.6	
Alabama	02/09/2025	*	32:15	5-13	.385	2-7	.286	2-2	1.000	1	1	2	3.0	1	0	1	0	0	14	8.9	
at Vanderbilt	02/13/2025	*	40:56	2-11	.182	1-10	.100	0-0	.000	0	4	4	3.0	3	0	1	1	0	5	8.7	
Totals			24	714:42	72-177	.407	52-129	.403	13-17	.765	18	55	73	3.0	37	29	22	17	21	209	8.7

CAREER

Field Goals																	3-Point			F-Throws			Rebounds			Scoring		
SEASON	TEAM	GP-GS	MIN/AVG	FG-FGA	FG%	3FG-3FGA	3FG%	FT-FTA	FT%	OFF	DEF	TOT	AVG	PF-FO	A	TO	BLK	STL	PTS	AVG								
2022-23	MS	33-32	906/27.4	102-258	.395	42-139	.302	26-34	.765	45	119	164	5.0	44-0	34	32	14	30	272	8.2								
2023-24	MS	34-34	899/26.5	105-255	.412	66-165	.400	25-32	.781	28	84	112	3.3	35-0	35	20	21	26	301	8.9								
2024-25	MS	24-24	715/29.8	72-177	.407	52-129	.403	13-17	.765	18	55	73	3.0	37-0	29	22	17	21	209	8.7								
TOTAL		91-90	2520/27.7	279-690	.404	160-433	.370	64-83	.771	91	258	349	3.8	116-0	98	74	52	77	782	8.6								

HIGHS

POINTS
Season.....16, (3x) Last vs. Arkansas, 2/6/25
SEC.....21, at Tennessee, 1/5/23
Career.....24, vs. Tulsa, 11/26/23

REBOUNDS

Season.....7, vs. Memphis, 11/7/24
SEC.....9, at Vanderbilt, 12/29/22
Career.....13, vs. North Alabama, 11/11/22

ASSISTS

Season.....4, (3x) last vs. Arkansas, 2/6/25
SEC.....4, (3x) last vs. Arkansas, 2/6/25
Career.....4 (5x), last vs. Arkansas, 2/6/25

BLOCKS

Season.....3, vs. Memphis, 11/7/24
SEC.....2, at Georgia, 1/12/25
Career.....3 (3x), last vs. Memphis, 11/7/24

STEALS

Season.....3, vs. Utah, 11/28/24, vs. Alabama State, 11/13/24
SEC.....3, at Kentucky, 2/1/24, at Ole Miss, 1/26/23
Career.....6, vs. Nebraska, 11/26/22

FIELD GOALS MADE

Season.....6, vs. Memphis, 11/7/24
SEC.....7, vs. Vanderbilt 1/4/24, at Tennessee, 1/5/23
Career.....9, vs. Tulsa, 11/26/23

FIELD GOALS ATTEMPTED

Season.....11, vs. Oklahoma, 1/9/25
SEC.....15, at Tennessee, 1/5/23
Career.....17, at South Dakota State, 11/14/22

THREE-POINT FIELD GOALS MADE

Season.....5, vs. Arkansas, 2/6/25
SEC.....6, at Tennessee, 1/5/23
Career.....6, vs. Tulsa, 11/26/23, at Tennessee, 1/5/23

THREE-POINT FIELD GOALS ATTEMPTED

Season.....10, at Vanderbilt (2/14/25)
SEC.....10, (3x) Last at Vanderbilt (2/14/25)
Career.....13, vs. Tulsa, 11/26/23

FREE THROWS MADE

Season.....2, at Tennessee, 1/16/25
SEC.....5, at Florida, 1/22/24
Career.....5, at Florida, 1/22/24

FREE THROWS ATTEMPTED

Season.....2 (4x) Last at Tennessee, 1/16/25
SEC.....6, at Florida, 1/22/24
Career.....6, at Florida, 1/22/24

MINUTES

Season.....41 (40:56), at Vanderbilt, 2/13/25
SEC.....41 (40:56), at Vanderbilt, 2/13/25
Career.....41 (40:56), at Vanderbilt, 2/13/25



24

QUANIRAH MONTAGUE

SO. | F/C | 6-5 | ATLANTIC CITY, N.J. | ATLANTIC CITY HS



SCAN OR [CLICK HERE](#) FOR FULL BIO/STATISTICS

LAST FIVE GAMES

	GS	MIN	FG-FGA	FG%	3FG-3FGA	3FG%	FT-FTA	FT%	O-D-REB	PF	AST	TO	BLK	STL	PTS	+/-
at Vanderbilt 2/13		19:29	6-9	66.7	0-0	0.0	3-6	50.0	8-4-12	2	1	1	0	1	15	+6
Alabama 2/9		3:50	0-1	0.0	0-0	0.0	0-0	0.0	0-0-0	1	0	1	0	0	0	-13
Arkansas 2/6		13:53	1-4	25.0	0-0	0.0	0-0	0.0	2-3-5	2	2	0	4	1	2	+6
at LSU 2/2		16:33	5-6	83.3	0-0	0.0	0-0	0.0	3-6-9	2	0	3	1	2	10	+1
at Missouri 1/27		1:19	0-0	0.0	0-0	0.0	0-0	0.0	0-0-0	0	0	0	0	0	0	-4

SEASON STATISTICS

Games Played	Minutes/game	Points/game	FG Pct	3FG Pct	FT Pct	Rebounds/game	Assists/game	Turnovers/game	Assist/Turnover ratio	Steals/game	Blocks/game
26	12.0	5.0	55.2	0.0	56.0	4.2	0.5	0.7	0.7	0.6	0.5

2024-25

- Collected her first double-double of the season and second of her career in 19 minutes at Vanderbilt, picking up 15 points and 12 rebounds, with eight of the 12 coming on the offensive end of the floor.
- Montague picked up a season-high four blocks against Arkansas (Feb. 6).
- 10 points on 83.3 percent shooting with nine rebounds, two steals and one block against LSU (Feb. 2).
- Finished with six points and a block on 100% shooting from the floor against Tennessee (Jan. 16)
- Montague tied her career-best mark of two steals against Georgia, while picking up one block and an assist (Jan. 12).
- Picked up 13 points against the Wildcats (Jan. 2), the third time she has scored double-figures in her career and the most she has scored against an SEC opponent.
- Montague neared her second-career double-double with eight points and 11 rebounds in 17 minutes at Chicago State (Dec. 8).
- Montague recorded a career-high and game-high 17 points on 8-13 from the field, in addition to seven rebounds, six of which were offensive, in 14 minutes vs. Jacksonville (Nov. 24). She was named the Most Outstanding Player after the game.
- Head Coach Sam Purcell has repeatedly tabbed Quanirah as a special teammate and player - a post that can dominate inside with her frame and length, while also possessing guard-like capabilities. He took time on postgame radio after the Jacksonville game to praise how great of a teammate she is and how hard she has worked in her development heading into her sophomore season.
- Montague is labeled one of the glue pieces on the team by Purcell due to her ability to play and guard multiple positions.

CAREER

- Montague's 26 blocks were second and her 51.4 field-goal percentage (min. 10 made) were fourth among SEC freshman in 2023-24.
- Montague earned SEC Co-Freshman of the Week honors (Jan. 2, 2024) after she exploded for the first double-double of her career with 14 points, 13 rebounds and six blocks on 7-14 from the field in 23 minutes against Mississippi Valley State (Dec. 29, 2024). Her points, rebounds, blocks and minutes totals were all career highs, now establishing a new career high in points vs. Jacksonville (Nov. 24, 2024). Her six blocks against Mississippi Valley State tied the team-individual season high, tied the fourth-highest single-game total by a freshman, tied the 10th-best

GAME-BY-GAME

Opponent	Date	GS	MIN	FG-FGA	PCT	3FG-3FGA	PCT	FT-FTA	PCT	OFF DEF	TOT	AVG	PF	A	TO	BLK	STL	PTS	AVG	
Memphis	11/07/2024		18:06	2-5	.400	0-1	.000	1-1	1.000	2	6	8	8.0	2	0	2	0	5	5.0	
Alcorn	11/10/2024		14:37	1-2	.500	0-0	.000	3-4	.750	1	1	2	5.0	1	0	1	0	1	5	5.0
Alabama St.	11/13/2024		11:58	3-6	.500	0-0	.000	0-0	.000	3	2	5	5.0	1	1	1	0	0	6	5.3
Chattanooga	11/17/2024		07:35	0-3	.000	0-0	.000	0-0	.000	1	0	1	4.0	0	0	0	1	0	0	4.0
Mercer	11/20/2024		13:16	4-6	.667	0-1	.000	0-1	.000	0	3	3	3.8	1	0	1	1	0	8	4.8
vs Jacksonville	11/24/2024		14:04	8-13	.615	0-2	.000	1-2	.500	6	1	7	4.3	0	1	0	0	0	17	6.8
vs Utah	11/28/2024		08:52	2-3	.667	0-0	.000	0-0	.000	3	2	5	4.4	3	2	2	0	1	4	6.4
vs South Fla.	11/29/2024		19:58	2-7	.286	0-1	.000	2-2	1.000	2	6	8	4.9	1	0	1	0	2	6	6.4
at Georgia Tech	12/04/2024		09:21	0-0	.000	0-0	.000	0-0	.000	0	0	0	4.3	0	0	1	0	1	0	5.7
at Chicago St.	12/08/2024		17:22	4-10	.400	0-2	.000	0-2	.000	4	7	11	5.0	0	2	0	1	2	8	5.9
vs Belmont	12/14/2024		04:02	1-3	.333	0-0	.000	0-0	.000	1	1	2	4.7	0	0	1	0	0	2	5.5
at ULM	12/17/2024		09:52	3-3	1.000	0-0	.000	0-2	.000	0	6	6	4.8	1	0	0	1	0	6	5.6
at UMES	12/20/2024		08:59	0-2	.000	0-0	.000	0-0	.000	0	1	1	4.5	3	1	0	0	0	0	5.2
South Carolina St.	12/29/2024		11:01	1-1	1.000	0-0	.000	0-0	.000	0	1	1	4.3	4	1	1	0	1	2	4.9
at Kentucky	01/02/2025		18:04	5-6	.833	0-0	.000	3-3	1.000	3	2	5	4.3	1	0	1	0	0	13	5.5
South Carolina	01/05/2025		16:48	2-3	.667	0-0	.000	1-2	.500	0	1	1	4.1	1	0	0	0	0	5	5.4
Oklahoma	01/09/2025		09:12	2-3	.667	0-1	.000	0-0	.000	2	2	4	4.1	0	2	0	0	0	4	5.4
at Georgia	01/12/2025		10:50	0-1	.000	0-0	.000	0-0	.000	0	4	4	4.1	0	1	0	1	2	0	5.1
at Tennessee	01/16/2025		07:38	3-3	1.000	0-0	.000	0-0	.000	0	2	2	4.0	1	0	0	1	0	6	5.1
Ole Miss	01/19/2025		13:16	1-2	.500	0-1	.000	0-0	.000	3	2	5	4.1	2	0	0	1	0	2	5.0
Auburn	01/23/2025		12:03	2-3	.667	0-1	.000	0-0	.000	1	2	3	4.0	1	0	2	1	1	4	4.9
at Missouri	01/27/2025		01:19	0-0	.000	0-0	.000	0-0	.000	0	0	0	3.8	0	0	0	0	0	0	4.7
at LSU	02/02/2025		16:33	5-6	.833	0-0	.000	0-0	.000	3	6	9	4.0	2	0	3	1	2	10	4.9
Arkansas	02/06/2025		13:53	1-4	.250	0-0	.000	0-0	.000	2	3	5	4.1	2	2	0	4	1	2	4.8
Alabama	02/09/2025		03:50	0-1	.000	0-0	.000	0-0	.000	0	0	0	3.9	1	0	1	0	0	0	4.6
at Vanderbilt	02/13/2025		19:29	6-9	.667	0-0	.000	3-6	.500	8	4	12	4.2	2	1	1	0	1	15	5.0
Totals		0	311:58	58-105	.552	0-10	.000	14-25	.560	45	65	110	4.2	30	14	19	13	15	130	5.0

CAREER

				Field Goals		3-Point		F-Throws		Rebounds								Scoring		
SEASON	TEAM	GP-GS	MIN/AVG	FG-FGA	FG%	3FG-3FGA	3FG%	FT-FTA	FT%	OFF	DEF	TOT	AVG	PF-FO	A	TO	BLK	STL	PTS	AVG
2023-24	MS	32-0	229/7.2	36-70	.514	0-3	.000	21-33	.636	31	46	77	2.4	42-0	6	23	26	7	93	2.9
2024-25	MS	26-0	312/12.0	58-105	.552	0-10	.000	14-25	.560	45	65	110	4.2	30-0	14	19	13	15	130	5.0
TOTAL		58-0	541/9.3	94-175	.537	0-13	.000	35-58	.603	76	111	187	3.2	72-0	20	42	39	22	223	3.8

HIGHS

POINTS
Season.....17, vs. Jacksonville, 11/24/24
SEC.....15, at Vanderbilt, 2/13/25
Career.....17, vs. Jacksonville, 11/24/24

REBOUNDS

Season.....12, at Vanderbilt, 2/13/25
SEC.....12, at Vanderbilt, 2/13/25
Career.....13, vs. Mississippi Valley State, 12/29/23

ASSISTS

Season.....2, (3x) Last vs. Oklahoma, 1/9/25
SEC.....2, vs. Oklahoma, 1/9/25
Career.....2, (3x) Last vs. Oklahoma, 1/9/25

BLOCKS

Season.....4, vs Arkansas, 2/6/25
SEC.....4, vs Arkansas, 2/6/25
Career.....6, vs. Mississippi Valley State, 12/29/23

STEALS

Season.....2, (4x) Last at LSU 2/2/25
SEC.....2, (2x) Last at LSU 2/2/25
Career.....2, (4x) Last at LSU 2/2/25

FIELD GOALS MADE

Season.....8, vs. Jacksonville, 11/24/24
SEC.....6, at Vanderbilt, 2/13/25
Career.....8, vs. Jacksonville, 11/24/24

FIELD GOALS ATTEMPTED

Season.....13, vs. Jacksonville, 11/24/24
SEC.....9, at Vanderbilt, 2/13/25
Career.....14, vs. Mississippi Valley State, 12/29/23

THREE-POINT FIELD GOALS MADE

Season.....
SEC.....
Career.....

THREE-POINT FIELD GOALS ATTEMPTED

Season 2, at Chicago State, 12/8/24, vs. Jacksonville, 11/24/24
SEC.....1, (2x) Last vs. Oklahoma, 1/9/25
Career. 2, at Chicago State, 12/8/24, vs. Jacksonville, 11/24/24

FREE THROWS MADE

Season.....3, (3x) Last at Vanderbilt, 2/13/25
SEC.....3, (3x), Last at Vanderbilt, 2/13/25
Career.....3 (6x), Last at Vanderbilt, 2/13/25

FREE THROWS ATTEMPTED

Season.....6, at Vanderbilt, 2/13/25
SEC.....6, at Vanderbilt, 2/13/25
Career.....6, at Vanderbilt, 2/13/25

MINUTES

Season.....20 (19:58), vs. South Florida, 11/29/24
SEC.....19 (19:29), at Vanderbilt, 2/13/25
Career.....23 (23:06), vs. Mississippi Valley State, 12/29/23

**DENIM DESHIELDS**

Jr. | G | 5-5 | Atlanta, Ga.
UAB

**DESTINEY MCPHAUL**

R-Jr. | G | 5-9 | Philadelphia, Pa.
Northwest Florida State College/Temple

**JERKAILA JORDAN**

Gr. | G | 5-10 | New Orleans, La.
Tulane

**ENIYA RUSSELL**

Gr. | G/F | 6-0 | Baltimore, Md.
Kentucky/South Carolina

**CHANDLER PRATER**

Gr. | G/F | 5-10 | Kansas City, Mo.
Oklahoma State/Kansas

**SHAKIRAH EDWARDS**

Fr. | G | 5-10 | Panama City, Fla.
Rutherford High School

**ANAISHA CARRIERE**


Fr. | G/F | 6-2 | Gulfport, Miss.
Harrison Central High School

**TAHJ-MONET BLOOM**

Fr. | F | 6-2 | Okinawa, Japan
DME Academy

**ROCÍO JIMÉNEZ**

R-Fr. | C | 6-7 | Elías Piña, Dominican Republic

**KAYLA THOMAS**

Sr. | F/C | 6-2 | Beltsville, Md.
Georgia Southern/Penn State

**MADINA OKOT**

Jr. | C | 6-6 | Mumias, Kenya
Zetech University

**DEBREASHA POWE**

Jr. | G/F | 6-1 | Meridian, Miss.

**QUANIRAH MONTAGUE**

So. | F/C | 6-5 | Atlantic City, N.J.

**SAM PURCELL**

Head Coach
Third Season

**FRED CASTRO**

Associate Head Coach
First Season

**ANITA HOWARD**

Assistant Coach
First Season

**SAMANTHA WILLIAMS**

Assistant Coach
First Season

**TONY DUKES**

Assistant Coach/Scouting
Second Season

**VICTORIA VIVIAN**

Assistant Coach/Scouting
First Season

2024-25 TV/RADIO SHEET

**DENIM DESHIELDS**

0

5-5 | Jr. | G
Atlanta, Ga.

GP-GS	PPG	RPG	APG	OTHER	FG%	3PT%	FT%
2024-25 26-26	5.7	1.8	3.6	1.4 SPG	34.1	28.6	86.0
CAREER 89-87	11.0	2.6	4.4	1.1 SPG	40.5	25.9	75.6

SEASON HIGHS Pt: 10 Reb: 4 Ast: 9 Stl: 5 Blk: 1 Min: 43
CAREER HIGHS Pt: 36 Reb: 7 Ast: 11 Stl: 5 Blk: 1 Min: 44
 • 9 points, 4 assists, three steals and block against Vandy (Feb. 13). A DeShields steal led to game-tying layup by Jordan to force OT.

- Back-to-Back 10+ point performances and third of season after finishing with 12 against Missouri (Jan. 27).
- Season-high 13 points against Auburn (Jan. 23) with seven assists. Has not missed a FT since Dec. 17.
- Has hit a three in eight of last nine games.
- Six points and three assists against Tenn. (Jan. 16)
- Five points and two assists at Georgia (Jan. 12).

**DESTINEY MCPHAUL**


1

5-9 | R-Jr. | G
Philadelphia, Pa.

GP-GS	PPG	RPG	APG	OTHER	FG%	3PT%	FT%
2024-25 23-1	8.3	2.7	2.7	1.3 SPG	49.6	38.5	80.0
CAREER 23-1	8.3	2.7	2.7	1.3 SPG	49.6	38.5	80.0

SEASON HIGHS Pt: 15 Reb: 6 Ast: 7 Stl: 5 Blk: 2 Min: 29
CAREER HIGHS Pt: 15 Reb: 6 Ast: 7 Stl: 5 Blk: 2 Min: 29
 • Scored in double-figures for the second straight game after 10 point, two steal performance vs Alabama (Feb. 9).

- One of Five to score 10+ vs Ark. (Feb. 6), scored 11 on 71.4 shooting with three steals.
- 10 points, three assists and one steal vs LSU (Feb. 2)
- 7 points and 5 AST vs Ole Miss (Jan. 19) - Fourth 5+ AST game this season.
- 11 points, 1 BLK, 1 STL and career-high 7 AST at Tenn
- Scored 6, shooting 2-3 from distance against Georgia

**JERKAILA JORDAN**


2

5-10 | Gr. | G
New Orleans, La.

GP-GS	PPG	RPG	APG	OTHER	FG%	3PT%	FT%
2024-25 26-26	16.3	6.0	2.0	2.0 SPG	42.3	26.5	70.4
CAREER 150-150	14.9	5.3	2.0	2.1 SPG	44.6	35.1	72.4

SEASON HIGHS Pt: 40 Reb: 15 Ast: 5 Stl: 6 Blk: 5 Min: 39
CAREER HIGHS Pt: 40 Reb: 15 Ast: 6 Stl: 7 Blk: 5 Min: 40
 • Led State with 21 points against Vandy (Feb. 13).

- 16 points and five steals against Arkansas (Feb. 6)
- First player in SEC to score 40+ in conference play after setting new career-high of 40 against Missouri (Jan. 27).
- 19 points and 3 steals against Ole Miss (Jan. 19).
- Team-leading 17 pts at Tenn., 11th time she led team.
- Posted second-straight 24 point performance vs OU.
- Led Bulldogs with 17 points against UK, the seventh time she's led State this season.
- Picked up 2000th career point against UMES (Dec. 20)

**ENIYA RUSSELL**

4

6-0 | Gr. | G/F
Baltimore, Md.

GP-GS	PPG	RPG	APG	OTHER	FG%	3PT%	FT%
2024-25 26-21	12.0	4.8	3.2	0.7 SPG	42.8	30.3	60.3
CAREER 130-23	6.5	2.5	1.5	0.5 SPG	40.4	27.8	63.0

SEASON HIGHS Pt: 26 Reb: 10 Ast: 9 Stl: 3 Blk: 1 Min: 33
CAREER HIGHS Pt: 26 Reb: 10 Ast: 9 Stl: 3 Blk: 2 Min: 35
 • Led State with 13 points, along with four assists, two steals and four rebounds against LSU (Feb. 2)

- 8 performances with 15+ PTS and 5+ REBs.
- 15 points on 66.7% from the field vs Ole Miss
- Finished with 21 pts and 9 ast, tied career high in assists and 3 pointers made (4) against Georgia (Jan. 12)
- Scored 10+ in six straight games and in 12 of last 13.
- Earned first career double-double against UMES (16 points, 10 rebounds). Led team with 6 assists.
- Scored 10+ in 18 of 23 games this season.

**CHANDLER PRATER**

5

5-10 | Gr. | G/F
Kansas City, Mo.

GP-GS	PPG	RPG	APG	OTHER	FG%	3PT%	FT%
2024-25 26-6	6.0	4.3	1.4	0.7 SPG	40.8	32.7	83.3
CAREER 117-42	7.0	4.5	1.6	1.1 SPG	41.2	27.6	79.7

SEASON HIGHS Pt: 14 Reb: 9 Ast: 4 Stl: 2 Blk: 1 Min: 41
CAREER HIGHS Pt: 24 Reb: 16 Ast: 6 Stl: 5 Blk: 5 Min: 41
 • 11 points along with tying her season-high nine rebounds in victory against Vandy (Feb. 13).

- Eight points on 50 percent shooting vs Bama (Feb. 9).
- 14 points on 54.5 percent shooting, including two 3s and a steal against Arkansas (Feb. 6).
- Six points and nine boards in start at LSU (Feb. 2)
- Tied season-high of 14 points against Auburn (Jan. 23) and set personal SEC-high of 6 rebounds.
- Knocked down two threes and tied her season-high two blocks against Georgia (Jan. 12)

**SHAKIRAH EDWARDS**

6

5-10 | Fr. | G
Panama City, Fla.

GP-GS	PPG	RPG	APG	OTHER	FG%	3PT%	FT%
2024-25 11-0	1.1	0.5	0.5	0.3 BPG	40.0	33.3	100
CAREER 11-0	1.1	0.5	0.5	0.3 BPG	40.0	33.3	100

SEASON HIGHS Pt: 8 Reb: 2 Ast: 2 Stl: 1 Blk: 1 Min: 12
CAREER HIGHS Pt: 8 Reb: 2 Ast: 2 Stl: 1 Blk: 1 Min: 12
 • Eight points and two rebounds at Chicago State (Dec. 8).

- One of the top athletes on the team with a 10' 5.5" approach height (running vertical height) and a 35.5" approach jump (running vertical), 30.2" standing vertical, 3.46-second 3/4 court sprint. Earned the 'Top Dawg' Award for their weight room and conditioning work in the offseason.
- Rated a four-star in 2024 class by ESPNW HoopGurlz. Led Rutherford to a 26-2 record and 2023 FHSAA Class 4A Elite Eight on 15.2 points, 5.7 rebounds, 3.4 assists, 3.3 steals and 1.7 blocks per game as a senior.

**ANAISHA CARRIERE**

8

6-2 | Fr. | G/F
Gulfport, Miss.

GP-GS	PPG	RPG	APG	OTHER	FG%	3PT%	FT%
2024-25 8-0	1.0	0.3	0.0	1.8 MPG	42.9	25.0	33.3
CAREER 8-0	1.0	0.3	0.0	1.8 MPG	42.9	25.0	33.3

SEASON HIGHS Pt: 3 Reb: 2 Ast: Stl: Blk: Min: 4
CAREER HIGHS Pt: 3 Reb: 2 Ast: Stl: Blk: Min: 4
 • Knocked down first career 3 against SCSU (Dec. 29).

- Tabbed as one of the top recruits in Mississippi by multiple outlets, including 247Sports, ESPNW HoopGurlz and Collegiate Girls Basketball Report - Dan Olson.
- Led Harrison Central High School to a 2022 MHSAA 6A State Championship appearance, where she faced current teammate Debreasha Powe and Meridian High School.
- Advanced to the MHSAA 6A State Semifinal each year from her freshman to her junior season.

**TAHJ-MONET BLOOM**

11

6-2 | Fr. | F
Okinawa, Japan

GP-GS	PPG	RPG	APG	OTHER	FG%	3PT%	FT%
2024-25							
CAREER							

SEASON HIGHS Pt: Reb: Ast: Stl: Blk: Min:
CAREER HIGHS Pt: Reb: Ast: Stl: Blk: Min:
 • Suffered a non-sport related injury outside of team activities that will sideline her for the season.

- Rated a four-star and the No. 43 overall recruit in the 2024 class by ESPNW HoopGurlz.
- Lived in Okinawa, Japan for over 10 years throughout her childhood.

**ROCÍO JIMÉNEZ**

13

6-7 | R-Fr | C
Elias Piña, Dominican Republic

GP-GS	PPG	RPG	APG	OTHER	FG%	3PT%	FT%
2024-25							
CAREER							

SEASON HIGHS Pt: Reb: Ast: Stl: Blk: Min:
CAREER HIGHS Pt: Reb: Ast: Stl: Blk: Min:
 • Has a team-best 6' 11.5" wingspan and 8' 8" standing reach. Expected to redshirt for the 2024-25 season.

- Earned a medical redshirt in 2023-24 and is still rehabbing an injury sustained prior to Mississippi State. Originally slated for the 2025 class, she reclassified to join the program.
- Played one year of high school basketball, but competed within the Dominican Republic's FIBA Women's National Team organization.

**KAYLA THOMAS**

14

6-2 | Sr. | F/C
Beltsville, Md.

GP-GS	PPG	RPG	APG	OTHER	FG%	3PT%	FT%
2024-25 26-0	2.2	1.3	0.2	0.3 BPG	59.0	0.0	75.0
CAREER 93-11	3.1	2.1	0.2	0.3 BPG	48.9	0.0	68.3

SEASON HIGHS Pt: 5 Reb: 4 Ast: 1 Stl: 1 Blk: 2 Min: 16
CAREER HIGHS Pt: 16 Reb: 10 Ast: 3 Stl: 2 Blk: 2 Min: 34
 • Tied season-high of 6 points where she once again shot 100% from field against Auburn (Jan. 23)

- Season-high of 6 points with 100% shooting from the field and the stripe against Oklahoma (Jan. 9)
- 5 points against ULM (Dec. 17) along with one block.
- Has scored in all but four games, four points and three rebounds in 16 minutes at Chicago State (Dec. 8).
- Prior to 2024-25, she played in 67 games with 11 starts over three seasons at Georgia Southern and Penn State.

**MADINA OKOT**

15

6-6 | Jr. | C
Mumias, Kenya

GP-GS	PPG	RPG	APG	OTHER	FG%	3PT%	FT%
2024-25 26-26	11.6	9.7	0.6	1.0 BPG	68.0	0.0	55.6
CAREER 26-26	11.6	9.7	0.6	1.0 BPG	68.0	0.0	55.6

SEASON HIGHS Pt: 26 Reb: 23 Ast: 3 Stl: 5 Blk: 4 Min: 33
CAREER HIGHS Pt: 26 Reb: 23 Ast: 3 Stl: 5 Blk: 4 Min: 33
 • 21 points and career-high 23 rebounds against Vandy (Feb. 13) - First D1 player to collect 23 this season.

- Second straight 12 point performance with seven rebounds and three steals vs Alabama (Feb. 9)
- 12 points and 11 boards in 18 minutes vs Ark. (Feb. 6)
- Six points and 10 rebounds against LSU (Feb. 2). 12 games with 10 or more boards this season.
- 10 points, 11 boards and career-high four blocks vs Missouri (Jan. 27)

**DEBREASHA POWE**

21

6-1 | Jr. | G/F
Meridian, Miss.

GP-GS	PPG	RPG	APG	OTHER	FG%	3PT%	FT%
2024-25 24-24	8.7	3.0	1.2	0.9 SPG	40.7	40.3	76.5
CAREER 91-90	8.6	3.8	1.1	0.9 SPG	40.4	37.0	77.1

SEASON HIGHS Pt: 16 Reb: 7 Ast: 4 Stl: 3 Blk: 3 Min: 40
CAREER HIGHS Pt: 24 Reb: 13 Ast: 4 Stl: 6 Blk: 3 Min: 40
 • Led State with 14 points against Alabama (Feb. 9)

- Season-high five threes, all in first half against Arkansas (Feb. 2). Tied season-best 16 points.
- Three-point percentage ranks third in SEC.
- Knocked down 4 threes vs Tenn., tying season-high 16
- Finished with 9 points on 3-6 shooting from three against Georgia (Jan. 12)
- Has hit three or more threes in nine games this season and 22 times in her career.

**QUANIRAH MONTAGUE**

24

6-5 | So. | F/C
Atlantic City, N.J.

GP-GS	PPG	RPG	APG	OTHER	FG%	3PT%	FT%
2024-25 26-0	5.0	4.2	0.5	0.6 SPG	55.2	0.0	56.0
CAREER 58-0	3.8	3.2	0.3	0.4 SPG	53.7	0.0	60.3

SEASON HIGHS Pt: 17 Reb: 12 Ast: 2 Stl: 2 Blk: 1 Min: 20
CAREER HIGHS Pt: 17 Reb: 13 Ast: 2 Stl: 2 Blk: 6 Min: 23
 • 15 points and 12 rebounds in 19 minutes at Vandy (Feb. 13). First double-double of season, second of career.

- Rejected four shots against Arkansas (Feb. 6)
- 10 points on 83.3 shooting with nine rebounds, two steals and one block at LSU (Feb. 2)
- Six points on 3-3 shooting at Tenn with one block.
- Career-high 17 points on 8-13 from the field and seven rebounds in 14 minutes vs. Jacksonville (Nov. 24).
- Eight points and 11 rebounds at Chicago State (Dec. 8)
- 26 blocks were second and her 51.4 field-goal

**SAM PURCELL**Third Season, Same Overall
2024-25: 18-8, 5-7 SEC
Career: 63-31, 22-22 SEC

• Only head coach in program history and one of six in SEC women's basketball since 2000 to record consecutive seasons with 20 or more wins in each of their first two seasons.

- Won his 63rd game as a head coach and 22nd SEC contest against Vanderbilt, the most overall and SEC wins of any head coach in program history in their first three seasons. Most NCAA tournament wins (2) of any head coach through their first two seasons in program history.
- Purcell became the fastest head coach to 50 wins at Mississippi State, achieving the mark in 73 games, eight faster than the next.
- Purcell and staff signed a 2025 top-10 recruiting class (No. 10) per ESPN with the addition of three ESPNW HoopGurlz Top-100 prospects.

MORE INFORMATION

RECORD 18-8 (5-7 SEC)**STREAK** W1**POINTS** Jordan (16.3)**REBOUNDS** Okot (9.7)**ASSISTS** Russell (3.8)**BLOCKS** Okot (1.0)**STEALS** Jordan (2.0)**FIELD-GOAL%** Okot (68.0)**THREE FIELD-GOAL%** Powe (40.3)**FREE-THROW%** DeShields (86.0)**MINUTES** Jordan (29.5)**NEXT GAME** Texas A&M (Feb. 23)