

# MISSISSIPPI STATE

## WOMEN'S BASKETBALL

### GAME 29

FEB. 27, 2025 | 6:30 P.M. CT | HUMPHREY COLISEUM | STARKVILLE, MISS. | SECN+

**State**  
MISSISSIPPI STATE  
19-9 | 6-8 SEC

**HEAD COACH:** Sam Purcell  
**RECORD AT MSU:** 64-32 (Third Season)  
**CAREER RECORD:** Same  
**LAST GAME:** W, 81-55, vs Texas A&M (Feb. 23)

VS

**NO. 1/1 TEXAS**  
27-2 | 13-1 SEC

**HEAD COACH:** Vic Schaefer  
**RECORD AT TEXAS:** 136-34 (Fifth Season)  
**CAREER RECORD:** 437-206 (20th Season)  
**LAST GAME:** L, 52-74, vs Florida (Feb. 19)

### HOW TO FOLLOW MISSISSIPPI STATE-TEXAS

#### WATCH | SECN+

Play-By-Play: Bart Gregory  
Analyst: Brittany Lange

#### LISTEN | HAILSTATE ON-DEMAND

Online: HailState.com/Watch  
Radio: Starkville 96.1  
Talent: Jason Crowder

#### LIVE STATS | STATBROADCAST

Online: MSU.StatBroadcast.com

#### SOCIAL MEDIA | HAILSTATEWBK

Twitter/Instagram/Facebook: HailStateWBK

### THE OPENING SCENE

- Mississippi State earned a senior day victory over the Texas A&M Aggies, 66-69.
- Debreasha Powe knocked down a season-high 19 points after hitting five threes in the contest, tying her season-high of made threes.
- Madina Okot collected her 10th double-double of the season against the Aggies, collecting 16 points along with 12 rebounds.
- Jerkaila Jordan and Eniya Russell celebrated senior day with 13 points a piece. Jordan also collected seven rebounds, four assists and two steals. Russell picked up nine of her 13 from beyond the arch where she shot 50%.
- Mississippi State and Texas will be facing off for just the sixth time in program history. This will be the first meeting as a conference game between the two teams.
- The Bulldogs lead the all-time series 3-2, winning the lone matchup in Starkville on November 16, 2016, 79-68.
- Texas marks the first time the Bulldogs will face the #1 Team inside of Humphrey Coliseum since Sam Purcell's first season, when top-ranked South Carolina came to The Hump on January 8, 2023. Those Bulldogs fell to the Gamecocks, 58-51.
- The last time Mississippi State defeated a top-ranked team was March 31, 2017, when the Bulldogs snapped the 111-game winning streak of the UConn Huskies in the final four, 66-64, in OT.
- State is 10-3 at home this season and 4-3 in-conference play.
- The gauntlet of the SEC continues for Mississippi State, as State will play a ranked or receiving votes opponent for the ninth time in conference play and for the tenth time overall this season.
- Mississippi State closed out the non-conference slate with a 13-1 record on a five game win streak after beating South Carolina State, **their best start since the 2018-2019**. Those Bulldogs ended their season in the Elite Eight against the two seed Oregon Ducks.

### MISSISSIPPI STATE IN CONFERENCE PLAY UNDER PURCELL

- Purcell earned 63rd win and 22nd conference victory at Mississippi State against Vanderbilt, which gives him the most overall wins and most conference wins of any coach throughout their first three seasons in program history.
- Inside Humphrey Coliseum, State is 37-10 overall and 14-9 in conference play under Purcell.
- Mississippi State is 12-9 under head coach Sam Purcell in the month of February.

### STATISTICAL STARS

- The Bulldogs have excelled on the glass this season, outrebounding their opponents by 8.8 rebounds per game, which is the fourth best mark in the SEC and 13th best nationally. The bring in 41.5 per game, the 18th most in the country and fourth most in the conference.
- The Bulldogs rank 28th in the nation and 6th in the Southeastern Conference with a 46.0 field goal percentage on the season.
- Madina Okot ranks fifth in the nation and second in the SEC with a 66.1 field goal percentage and is third in the SEC with 9.6 rebounds per game. She's finished with 10+ points seven times in conference play, six of which came within the last eight games.
- Jerkaila Jordan is averaging 18.8 points in her last five games, along with 4.4 rebounds, 2.8 steals and 1.6 assists.
- Debreasha Powe is one of five players in the SEC to average above 40 percent from deep this season and ranks third in the SEC.

### PROBABLE STARTERS (BASED ON LAST GAME)

#	NAME	POS.	HT.	CL.	HOMETOWN	GP-GS	MPG	PPG	RPG	APG	OTHER
0	Denim DeShields	G	5-5	Jr.	Atlanta, Ga.	28-28	27.7	6.1	1.8	3.4	1.3 SPG, 84.4 FT%
2	Jerkaila Jordan	G	5-10	Gr.^	New Orleans, La.	28-28	30.0	16.1	5.9	2.0	2.0 SPG, 0.7 BPG
5	Chandler Prater	G/F	5-10	Gr.^	Kansas City, Mo.	28-8	21.6	6.1	4.2	1.4	0.6 SPG, 83.3 FT%
15	Madina Okot	C	6-6	Jr.	Mumias, Kenya	28-28	22.1	11.4	9.6	0.7	1.2 SPG, 66.1 FG%
21	Debreasha Powe	G	6-1	Jr.	Meridian, Miss.	26-26	30.0	9.2	3.0	1.3	0.9 SPG, 41.7 3PT%

### 2024-25 SCHEDULE

RECORD	19-9
NON-CONFERENCE	13-1
SEC	6-8
HOME	10-3
AWAY	5-6
NEUTRAL	4-0

AP/USAT		DATE	MSU	OPP	OPPONENT	TV	TIME/RESULT
<b>NOVEMBER (8-0)</b>							
N7	-	-	-	-	Memphis	SECN+	W, 100-56
N10	-	-	-	-	Alcorn State	SECN+	W, 73-45
N13	RV/RV	-	-	-	Alabama State	SECN+	W, 83-29
N17	RV/RV	-	-	-	Chattanooga	SECN+	W, 69-44
N20	-/RV	-	-	-	Mercer	SECN+	W, 81-44
N24	-/RV	-	-	-	vs. Jacksonville!	NBC Sports	W, 80-35
N28	-/RV	-	-	-	vs. Utah#	FloCollege	W, 66-62
N29	-/RV	-	-	-	vs. South Florida#	FloCollege	W, 59-52
<b>DECEMBER (5-1)</b>							
D4	RV/RV	RV/RV	-	-	at Georgia Tech^	ACCN	L, 75-78
D8	RV/RV	-	-	-	at Chicago State	SEC Front Row	W, 102-42
D14	-/RV	-	-	-	vs. Belmont@	SECN+	W, 70-73
D17	RV/RV	-	-	-	at ULM	ESPN+	W, 78-70
D20	RV/RV	-	-	-	at UMES	DSN+	W, 70-52
D29	-/RV	-	-	-	South Carolina State	SECN+	W, 95-47
<b>JANUARY (3-5)</b>							
J2	RV/RV	16/16	-	-	at Kentucky*	SECN+	L, 69-91
J5	RV/RV	2/2	-	-	South Carolina*	SECN	L, 68-95
J9	RV/-	10/11	-	-	Oklahoma*	SECN+	W, 81-77
J12	RV/-	-	-	-	at Georgia*	SECN+	W, 79-68
J16	RV/RV	15/15	-	-	at Tennessee*	SECN	L, 73-86
J19	RV/RV	RVRV	-	-	Ole Miss*	SECN	L, 63-71
J23	RV/-	-	-	-	Auburn*	SECN+	W, 96-56
J27	RV/-	-	-	-	at Missouri*	SECN	L, 78-77
<b>FEBRUARY (3-3)</b>							
F2	-	7/5	-	-	at LSU*	SECN	L, 67-81
F6	-	-	-	-	Arkansas*	SECN+	W, 78-55
F9	-	23/23	-	-	Alabama*	SECN	L, 60-80
F13	-	RV/RV	-	-	at Vanderbilt*	SECN	W, 85-77 (2 OT)
F16	-	-	-	-	at Florida*	SECN+	L, 66-69
F23	-	-	-	-	Texas A&M*	SECN+	W, 81-55
F27	-	2/2	-	-	Texas*	SECN+	6:30 p.m.
<b>MARCH</b>							
M2	-	-	-	-	at Auburn*	SECN+	2 p.m.
M5-M9	-	-	-	-	2025 SEC Tournament	-	Greenville, S.C.

All times Central | \* - SEC game | ! - WBCA State Farm Showcase (Orlando, Fla.) | # - Cayman Islands Classic (George Town, Grand Cayman, Cayman Islands) | ^ - SEC/ACC Challenge | @ - Tupelo, Miss.

All games on ESPN networks (ESPN, ESPN2, ESPN+ and SEC Network) are also available through the ESPN App or ESPN.com/Watch.

### MISSISSIPPI STATE-TEXAS HISTORY

<b>OVERALL</b>	Mississippi State Leads, 3-2
<b>STREAK</b>	W2
<b>IN STARKVILLE</b>	1-0
<b>LAST MEETING</b>	W, 67-49, Austin, Texas, 12/2/18
<b>LAST 10 MEETINGS</b>	MSU Leads 3-2
<b>PURCELL VS TEXAS A&amp;M</b>	First Meeting

NUMERICAL ROSTER

#	NAME	POS.	HT.	CL.	EXP.	HOMETOWN / HIGH SCHOOL / PREVIOUS SCHOOL
0	Denim DeShields	G	5-5	Jr.	TR	Atlanta, Ga. / McEachern HS / La Lumiere School (Prep) / UAB
1	Destiney McPhaul	G	5-9	R-Jr.	TR	Philadelphia, Pa. / West Catholic HS / Temple / Northwest Florida State College
2	Jerkaila Jordan	G	5-10	Gr.^	3L	New Orleans, La. / John Curtis HS / Tulane
4	Eniya Russell	G/F	6-0	Gr.^	TR	Baltimore, Md. / Saint Vincent Pallotti HS / South Carolina / Kentucky
5	Chandler Prater	G/F	5-10	Gr.	TR	Kansas City, Mo. / North Kansas City HS / Kansas / Oklahoma State
8	Anaisha Carriere	G/F	6-2	Fr.	HS	Gulfport, Miss. / Harrison Central HS
11	Tahj-Monet Bloom	F	6-2	Fr.	HS	Okinawa, Japan / DME Academy
13	Rocio Jiménez	C	6-7	R-Fr.	1L	Eliás Piña, Dominican Republic / Central Pointe Christian Academy
14	Kayla Thomas	F/C	6-2	Sr.	TR	Beltsville, Md. / Emerge Christian Academy / Penn State / Georgia Southern
15	Madina Okot	C	6-6	Jr.	TR	Mumias, Kenya / Kaya Tiwi Secondary School / Zetech University
21	Debreasha Powe	G	6-1	Jr.	2L	Meridian, Miss. / Meridian HS
24	Quanirah Montague	F/C	6-5	So.	1L	Atlantic City, N.J. / Atlantic City HS

^ Exercising extra year of eligibility granted by NCAA for 2020-21 season due to Covid-19

ALPHABETICAL ROSTER

#	NAME	POS.	HT.	CL.	EXP.	HOMETOWN / HIGH SCHOOL / PREVIOUS SCHOOL
11	Tahj-Monet Bloom	F	6-2	Fr.	HS	Okinawa, Japan / DME Academy
8	Anaisha Carriere	G/F	6-2	Fr.	HS	Gulfport, Miss. / Harrison Central HS
0	Denim DeShields	G	5-5	Jr.	TR	Atlanta, Ga. / McEachern HS / La Lumiere School (Prep) / UAB
13	Rocio Jiménez	C	6-7	R-Fr.	1L	Eliás Piña, Dominican Republic / Central Pointe Christian Academy
2	Jerkaila Jordan	G	5-10	Gr.^	3L	New Orleans, La. / John Curtis HS / Tulane
1	Destiney McPhaul	G	5-9	R-Jr.	TR	Philadelphia, Pa. / West Catholic HS / Temple / Northwest Florida State College
24	Quanirah Montague	F/C	6-5	So.	1L	Atlantic City, N.J. / Atlantic City HS
15	Madina Okot	C	6-6	Jr.	TR	Mumias, Kenya / Kaya Tiwi Secondary School / Zetech University
21	Debreasha Powe	G	6-1	Jr.	2L	Meridian, Miss. / Meridian HS
5	Chandler Prater	G/F	5-10	Gr.	TR	Kansas City, Mo. / North Kansas City HS / Kansas / Oklahoma State
4	Eniya Russell	G/F	6-0	Gr.^	TR	Baltimore, Md. / Saint Vincent Pallotti HS / South Carolina / Kentucky
14	Kayla Thomas	F/C	6-2	Sr.	TR	Beltsville, Md. / Emerge Christian Academy / Penn State / Georgia Southern

^ Exercising extra year of eligibility granted by NCAA for 2020-21 season due to Covid-19

STAFF

Head Coach	Sam Purcell	Third Season / Same Overall	Auburn '03
Associate Head Coach / Offensive Coordinator	Fred Castro	First Season	Oklahoma '04
Assistant Coach / Recruiting Coordinator	Anita Howard	First Season	Armstrong State '03
Assistant Coach	Samantha Williams	First Season	Auburn '96
Senior Director of Scouting and Analytics / Assistant Coach	Tony Dukes	Second Season	Clayton State '13
Director of Scouting / Assistant Coach	Victoria Vivians	First Season	Mississippi State '18
Assistant A.D. / Women's Basketball Operations	Jimmy Yu	Third Season	Louisville '16
Strength and Conditioning	Kaiti Jones	Third Season	Central Michigan '12
Athletic Trainer	Taylor Pitts	Third Season	Aquinas College '18
Counseling and Sports Psychology	Allison Rogers	Second Season	William Carey '12
Creative Content	Noah Madison	Second Season	Mississippi State '23

PRONUNCIATION GUIDE

Destiney McPhaul	Mick - Fall
Jerkaila Jordan	Jer - Kay - Luh
Eniya Russell	Ee - Nye - Ah
Anaisha Carriere	Ah - Nay - Shah Care - Ee - Er
Rocio Jiménez	Row - See - Oh Him - Men - Ez
Madina Okot	Mah - Dean - Ah Oh - Kot
Debreasha Powe	Duh - Bree - Shah
Quanirah Montague	Quah - Near - Ah Mon - Tuh - Gue

SOCIAL MEDIA ROSTER

	TWITTER	INSTAGRAM
Denim DeShields	DenimDru	denimdru
Destiney McPhaul	DestineyMcphaul	d1_des
Jerkaila Jordan	Jerk2Brazy	jerkailajordan
Eniya Russell	EniyaR4	nixxel_
Chandler Prater	Channy_Chan25	chan_cp5
Anaisha Carriere		stimm_0
Tahj-Monet Bloom	Tahj_bloom	tahj_bloom
Rocio Jiménez	mxrociogimenez	rocio_jimenez_
Kayla Thomas		kaylaamarshae
Madina Okot		okotmadina
Debreasha Powe	debreasha	breashapowe
Quanirah Montague	NirNir35	nirfrmda609

SCAN OR [CLICK HERE](#) FOR ROSTER AUDIO PRONUNCIATIONS



QUICK FACTS

UNIVERSITY INFORMATION

Location	Starkville, Miss.
Enrollment	22,657
Founded	Feb. 28, 1878
Nickname	Bulldogs
School Colors	Maroon (PMS 202) and White
Conference	Southeastern
President	Dr. Mark Keenum
Director of Athletics	Zac Selmon

HISTORY

Season of Basketball (First Season)	51st (1974-75)
All-Time Record	839-675 (51st Season)
All-Time Conference Record	239-328 (42nd Season)
SEC Regular-Season Titles (Last)	2 (2019)
SEC Tournament Titles (Last)	1 (2019)
SEC Tournament Record	26-44
NCAA Tournament Appearances (Last)	12 (2023)
NCAA Tournament Record	24-12
NCAA Final Four Appearances (Last)	2 (2018)

HUMPHREY COLISEUM

Year Opened (Seasons)	1975 (50th Season)
All-Time Record	493-223 (49th Season)
Record under Purcell	37-9

2023-24 REVIEW

Overall Record	23-12
SEC Record (Finish)	8-8 (T-7th)
Home Record	13-5
Road Record	7-6
Neutral Record	3-1

2024-25 TEAM INFORMATION

Returners/Lost	4 (3 active)/8
Starters Returning/Lost	2/3 (Min. 10 starts)
Newcomers	10 (Seven transfers and three freshman)

WEB/SOCIAL MEDIA

Website	HailState.com
Twitter/Instagram	@HailStateWBK
Facebook	facebook.com/HailStateWBK
Hashtag	#HailState

MEDIA INFORMATION

CREDENTIALS

Outlets interested in obtaining credentials to cover Mississippi State women's basketball home games must apply for credentials at <https://hailst.at/MBKWBCredentials>.

WEEKLY PRESS CONFERENCES

Throughout the season, Head Coach Sam Purcell will typically host weekly media press conferences in the Humphrey Coliseum Media Room. All press conferences will be uploaded to HailState.com and HailState Athletics YouTube. Contact Communications Director Will Simmons for more information. Purcell is currently scheduled to hold sessions on the below dates, which are subject to change.

Wednesday February 26

COMMUNICATIONS CONTACT INFORMATION

WILL SIMMONS

Communications Fellow (WBB/VB/W Golf)

EMAIL: [wsimmons@athletics.msstate.edu](mailto:wsimmons@athletics.msstate.edu)

CELL: (662) 297-6734

**JORDAN PRIMED FOR HER FINAL "STATE"MENT**

- Graduate student guard Jerkaila Jordan is currently averaging 16.2 points, 5.9 rebounds, 2.0 assists, 2.0 steals and 0.7 blocks per game.
- On senior day, Jordan scored 13 points, seven rebounds, four assists, two steals and one block while going 5-5 from the stripe against Texas A&M (Feb. 23).
- Jordan led the Bulldog offense in the double overtime thriller against Vandy (Feb. 13), as she finished with 21. Jordan scored a fast break layup after a Denim DeShields steal with 25 seconds to force OT.
- Jordan collected a season-high six steals along with eight points against Alabama (Feb. 9)
- Jerk dropped a team-leading 16 points with five steals and three assists. She has posted 10+ points and 3+ steals in six games this season.
- In the loss against Missouri, Jordan set a new career-high 40 points with eight rebounds. She became the first player in the SEC to reach the 40 point mark in conference play this season.
- Jordan led the Bulldogs with 15 points and 3 steals against Auburn (Jan. 23)
- Jordan picked up three double-digit performances to open up conference play, including back-to-back 24 point performances against top-10 teams in Kentucky and Oklahoma.
- Jordan scored 20+ points in a five game stretch spanning from November 29 to December 17. She was the first Bulldog to do such since the 2021-22 season when Anastasia Hayes scored 20+ in six straight.
- Against ULM, Jordan led the team with 23 points.
- Against Belmont, she led the team with 24 points and picked up a career-high 15 rebounds.
- She finished with a game-high 25 points on 10-19 from the field, in addition to five rebounds, two assists and two steals in 35 minutes at Georgia Tech on Dec. 4.
- Jordan returned for her fourth season at Mississippi State, fifth overall, after she was named to the 2024 All-SEC Second Team and averaged 16.2 points, 5.9 rebounds, 2.4 assists and 2.1 steals on 44.5 percent from the field (213-479), 33.3 percent from three (40-120) and 79.1 percent from the free-throw line (102-129) in 30.8 minutes per game in 2023-24. Her points, rebounds, assists, steals, blocks and minutes totals in 2023-24 were all career highs.
- Jordan earned a spot on the 2025 Preseason Coaches All-SEC Second Team on Oct. 24, a list that is voted on by the conference head coaches. She has been named to the Preseason Coaches All-SEC list each of the last two seasons.
- Jordan was the only player in the SEC to average at least 15.0 points (16.2), 5.0 rebounds (5.9), 2.0 assists (2.4) and 2.0 steals (2.1) per game in 2023-24.
- Jordan's 16.2 points per game ranked 10th, her 2.1 steals per game were sixth and her 568 total points finished fourth in the SEC in 2023-24. Her 16.2 points and 2.1 steals per game are each the fourth-best returning mark in the SEC in 2024-25.
- Jordan averaged 24.0 points, 4.0 rebounds, 4.0 assists, 2.5 steals and 2.0 blocks on 50.0 percent from the field (20-40) and 44.4 percent from three (4-9) against top-10 opponents (at No. 1/1 SC, vs. No. 9/9 LSU) in 2023-24.
- Jordan was the only Bulldog to start all 35 games in 2023-24. She has started every game in her career. She made her 100th start as a Bulldog against Alabama State and is one of 11 players in

program history to eclipse the 100-start mark.

**JERK GOT THE SAUCE**

- Jerkaila Jordan recently unveiled her own signature "Jerk Sauce." The sauce, now sold at Humphrey Coliseum and local retailer "Maroon & Co.", sold out it's first batch in less than a day.
- The deal marked the first food based NIL deal in Mississippi State Athletics, and was a partnership between Jordan and Mississippi State and NFL Alum, Reggie Kelly, founder of Kyven Foods.
- Jordan was apart of the sauce creation process and got to pick the flavor of the sauce herself. She was able to help curate the taste to the Mississippi State fanbase. Jordan says she wants the sauce to be something everyone enjoyed, so she settled for a more tame jerk flavor.
- The sauce is apart of numerous concession items at Humphrey Coliseum, on top of being sold by the bottle at both men's and women's games.

**POWE PREPARED FOR JUNIOR SEASON JUMP**

- Junior guard/forward Debreasha Powe is averaging 9.2 points, 3.0 rebounds, 1.3 assists, and 0.9 steals per game.
- Powe scored a season-high 19 points after knocking down a five threes, tying the most in a single game this season, against A&M (Feb. 23)
- She knocked down a trio of trifecta's against Florida on 50% shooting en route to a 11 point, three rebound, three assist, two steal and two block performance.
- Powe knocked down two threes against Alabama and led the team with 14 points. It marked her third straight game with multiple threes hit, which tied her longest streak in conference play this season.
- The Powe Show was live in Starkville against Arkansas (Feb. 6), as Breasha knocked down her first five 3's she took in the first half. She finished the game with a team-leading 16 points, tying a season-high, while her five 3's were a season-high. She has hit 4 or more five times this season.
- The junior knocked down four threes against Tennessee at a 66.7 percent rate.
- Powe knocked down 3 threes at a 50 percent rate against Georgia on January 12, the seventh time she's knocked down three or more this season.
- She made her return to the Mississippi State lineup in limited minutes against Kentucky after missing two games nursing a foot injury.
- Powe's three point percentage has climbed each season at Mississippi State and is currently an increase from her sophomore season, in which she experienced a +9.8 percent increase (30.2 to 40.0) from her freshman season.
- Powe played all 40 minutes for the first time in her career at Georgia Tech on Dec. 4. Powe posted 13 points on 4-8 from the field and 4-7 from three, all threes which came in the first half, in addition to four rebounds and three steals against Utah on Nov. 28. She has 10 career games with four or more threes made, three of which have already come this season.
- Powe has finished top five on the team in plus/minus ratio each of her first two seasons (+188 in 2023-24 (5th), +358 in 2022-23 (1st).
- Powe has started nearly every game since her true freshman season, in which she was named to the 2023 All-SEC Freshman

Team. She has started all but one game she has played in three seasons under Head Coach Sam Purcell.

- Powe's field-goal percentage (41.2 from 39.5), three-point percentage (40.0 from 30.2), free-throw percentage (78.1 from 76.5) and points per game (8.9 from 8.2) all improved from her freshman and sophomore season.
- Powe averaged 8.9 points, 3.3 rebounds, 1.0 assists on 41.2 percent from the field (105-255), 40.0 percent from three (66-165) and 78.1 percent from the free-throw line (25-32) in 26.5 minutes per game in 2023-24. Her 8.9 points per game ranked fifth on the team, while her 26.5 minutes were fourth.

**RUSSELL READY TO GO IN HER LAST YEAR**

- Graduate student guard/forward Eniya Russell is averaging 11.8 points and 3.8 assists, in addition to 4.8 rebounds in 26.5 minutes per game in 2024-25.
- On senior day, Eniya picked up 13 points while knocking down three deep balls at a 50% rate against A&M (Feb. 23).
- Russell led the team off the bench against LSU with 13 points, four rebounds, four assists and steals.
- She picked up 15 points for the second straight game against Auburn with six rebounds. She has tallied 15+ points and 5+ rebounds eight times this season.
- Russell has scored 10 or more points 18 of 25 games in 2024-25.
- She finished with 15 points on 66.7 percent shooting from the field and from three against Ole Miss.
- Russell tied her career highs in assists and three pointers made against Georgia, where she dished out nine assists and knocked down four threes in a 21 point performance.
- Russell has already set her single-game career highs in points, rebounds, assists, threes made and threes attempted during her short time at Mississippi State.
- Against Belmont (Dec. 14), Russell tallied her 48th assist this season, which is set a new best season total for her career (47 at Kentucky in 2023-24).
- Before this season, Russell had only earned two starts over 104 career games at Kentucky and South Carolina from 2020-24.
- Russell neared a triple-double with 18 points, a career-high nine assists and nine rebounds in 30 minutes at Georgia Tech on Dec. 4.
- Russell reintroduced herself to the fan base in her Mississippi State debut with a career-high and game-high 26 points on 10-15 from the field and 4-8 from three, in addition to three rebounds and an assist in 25 minutes in the season opener against Memphis on Nov. 7. The 26 points marked the most in a Mississippi State debut since at least the 1983-84 season (Records weren't able to confirm all-time for every season prior to 1983-84).
- Russell recorded eight points and a career-high 10 rebounds in 28 minutes against Alcorn State on Nov. 10.
- Russell was rated the No. 24 transfer portal prospect in the 2024 class by ESPN (Charlie Creme). Russell played in 32 games with two starts at Kentucky in 2023-24. She averaged 10.1 points, 3.6 rebounds and 1.5 assists in 20.7 minutes per game. Her points, rebounds, assists, minutes, steals averages and free-throw percentage were all career highs. She also played in 49 games in two seasons at South Carolina from 2020-22, where she won the 2022 NCAA Championship.
- Russell posted 14.5 points, 4.0 rebounds, 2.0 steals and 2.5 steals on 44.0 percent from the field in two games against Missis-

5

Debreasha Powe has now knocked down five threes in an SEC game twice this season. Only five other players in the SEC have done such in conference play.

sippi State while at Kentucky in 2023-24.

- Russell was a 2020 McDonald's All-American and was ranked as a five-star and the No. 43 overall recruit in the 2020 class by espnW HoopGurlz.

**MADINA OKOT - HERE TO DOMINATE**

- Junior center Madina Okot is averaging 11.4 points, 9.6 rebounds, 1.0 blocks and 1.2 steals per game on 66.1 percent shooting, which is second in the SEC and is fifth in the nation.
- She collected her 10th double-double of the season against Texas A&M with 16 points, 12 rebounds, two steals and two blocks.
- Okot collected 21 points and a career-high 23 rebounds against Vandy, her first 20/20 game of her career. She's the first player in D1 to collect 23 this season.
- Okot collected her second straight game with 12 points against Arkansas, bringing in seven rebounds and three steals.
- Madina earned her eighth double-double against Arkansas (Feb. 6) with 12 points and 11 boards.
- Finished with six points and 10 boards against LSU, her 11th 10+ rebound game.
- She finished with 13 points on 85.7 percent shooting against Auburn with nine rebounds.
- Okot finished with eight points and 12 rebounds against Ole Miss.
- Okot picked up double-digit rebounds in contests against Oklahoma, Georgia and Tennessee.
- Okot picked up her sixth double-double of the season and first in conference play where she scored 19 with 12 rebounds on 8-11 shooting.
- She shot above 70 percent in nine of the last 11 non-conference games, putting up five or more attempts in all but one of those games.
- Okot finished with a double-double at ULM when she picked up 15 points and 14 boards.
- She picked up her fourth double-double after picking up 11 points and 15 rebounds against Belmont. Okot has scored 10+ in eight of 11 games this season.
- Okot has pulled down five or more rebounds in all 13 games and 10 or more rebounds in five games.
- Okot added her third double-double on 18 points and 11 rebounds, nine of which were offensive, in 17 minutes at Chicago State on Dec. 8.
- Okot recorded her second double-double in her first three games with 17 points on 8-9 from the field, in addition to 12 rebounds and five steals in 25 minutes. She made her NCAA and Mississippi State debut with 14 points on 5-8 from the field and 17 rebounds, six of which were offensive, with three blocks in 23 minutes in the season opener against Memphis on Nov. 7.

**POWE - ONE OF THE NATION'S BEST SHOOTERS**

- Junior guard/forward Debreasha Powe was one of three players in the SEC in 2023-24 and the latest Mississippi State player since Andra Espinoza-Hunter in 2018-19 to knock down 65-plus threes on a 40.0 percent or better rate. Alabama's Aaliyah Nye and South Carolina's Te-Hina Paopao are the only other players in the SEC to connect on 65-plus threes at a 40.0 percent of better rate in 2023-24.

63

Head Coach Sam Purcell collected his 63rd win against Vanderbilt, the most wins of any Mississippi State coach in their first three seasons.

- Her 66 threes in 2023-24 were a team best and ranked fourth in the SEC. Her 40.0 percent from three was a team best, ranked third in the SEC and was a +9.8 percent increase from her freshman season.
- With 163 career threes made, Powe is seventh in program history in threes made.

**CAREER THREES MADE IN PROGRAM HISTORY (4-7)**

RANK		THREES MADE	GAMES
4	Mary Kathryn Govero (2008-11)	182 (492 attempts)	128
5	Blair Schaefer (2014-18)	175 (455 attempts)	135
6	Jerkaila Jordan (2021-Present)	169 (484 attempts)	125
7	Debreasha Powe (2022-Present)	168 (448 attempts)	93

**THE POWER OF THE PREGAME AND HALFTIME SPEECH**

- Mississippi State is outscoring its opponents by its largest margins in the first and third quarter. Mississippi State is outscoring 572-434 (+93) in the first quarter and 573-434 (+139) in the third quarter.
- Head Coach Sam Purcell credits the dominance out of half not only to being able to wear down teams, but also to the halftime adjustments that are by design mainly player led. Purcell asks the players three questions at halftime "What are we doing well?", "What do we need to fix?" and "What is it going to take to win this game?".

**DAWGS CLEAN UP THE GLASS**

- Mississippi State ranks 13th nationally and fourth in the SEC with a +8.8 rebounding margin and ranks fourth in the SEC at 41.5 rebounds per game.
- Mississippi State has outrebounded opponents 21 times and is 16-5 when doing such in 2024-25.
- Madina Okot is third in the SEC with 9.6 rebounds per game.

**HUMPHREY COLISEUM AVERAGE ATTENDANCE**

YEAR	AVG ATTENDANCE	NCAA RANK	SEC RANK
24-25	5,131	21	5
23-24	5,109	25	4
22-23	5,096	16	4
21-22	4,691	15	4
20-21	980 (COVID)	14	6
19-20	7,681	9	3
18-19	8,446	5	2
17-18	7,439	7	3
16-17	6,641	7	3
15-16	5,162	16	4

**THE HUMP - AN ELITE HOME-COURT ADVANTAGE**

- With one of the best home court advantages in the nation, Mississippi State has ranked in the top-25 nationally in final average home attendance each of the last nine seasons.
- Mississippi State ranked 25th nationally with a final average home attendance of 5,109 in 2023-24, its best average since 2019-20.
- Mississippi State has ranked in the top five in the SEC in final average home attendance in every season, excluding 2020-21 due to COVID-19, since 2013-14.
- Including this season, Mississippi State has won 10 or more home games in 13 of the last 14 seasons, since 2011-12, with the

15

Madina Okot is averaging 12.6 points, 11.6 rebounds, 2.6 steals and 1.0 blocks over her last five games after collecting her 10th double-double of the year.

only exception being a 7-4 home record in the shortened COVID-19 2020-21 season.

- Mississippi State is 493-222 (.689) all time inside Humphrey Coliseum.
- The attendance of 9,121 vs. LSU on Jan. 29, 2024 was the largest under Head Coach Sam Purcell and marked his first sellout. It was the program's largest crowd since Jan. 26, 2020.

**COACH PURCELL'S SPECIAL START IN STARKVILLE**

- Sam Purcell is the only head coach in program history and one of six in SEC women's basketball since 2000 to record consecutive seasons with 20 or more wins in each of their first two seasons. Other SEC women's basketball head coaches since 2000 to surpass the 20-win mark in each of their first two seasons were Pokey Chatman, Nikki Fargas, Kim Mulkey (LSU), Holly Warlick (Tennessee) and Melanie Balcomb (Vanderbilt).

COACH	SCHOOL	S1	S2	S3
Pokey Chatman	LSU	33-3	31-4	30-8
Kim Mulkey	LSU	26-6	34-2	31-6
Nikki Fargas	LSU	23-11	22-12	21-13
Holly Warlick	Tennessee	27-8	29-6	30-6
Melanie Balcomb	Vanderbilt	22-10	26-8	24-8
Sam Purcell	Mississippi State	22-11	23-12	19-9

- Mississippi State started 8-0 in consecutive seasons under Head Coach Sam Purcell.
- Purcell recorded the most overall wins (45 - 10 more than the next), most SEC wins (17 - 7 more than the next) and most NCAA Tournament wins (2 - no other head coach has recorded one) of any head coach through their first two seasons in program history.
- With 19 wins this season, Purcell has collected overall and SEC wins of any head coach in program history through their first three seasons.

**TOTAL WINS IN FIRST THREE SEASONS - MSU TOP THREE**

COACH	YEARS	S1	S2	S3	TOTAL
Sam Purcell	2022-	22-11	23-12	19-9	64-32
Vic Schaefer	2012-15	13-17	22-14	27-7	62-38
Peggy Collins	1977-1980	14-17	16-14	12-18	42-49

**SEC WINS IN FIRST THREE SEASONS - MSU TOP THREE**

COACH	YEARS	S1	S2	S3	TOTAL
Sam Purcell	2022-	9-7	8-8	6-8	23-23
Vic Schaefer	2012-15	5-11	5-11	11-5	21-27
Sharon Fanning	1995-98	4-7	1-11	4-10	9-28

- Purcell became the fastest coach in program history to reach 50 wins at Mississippi State, achieving the mark in 73 games. The next closest is Vic Schaefer, who earned his 50th win at Mississippi State in 81 games.
- Purcell is the first head coach in program history to play in the NCAA tournament in either of his first two seasons (2023 NCAA Tournament Second Round).
- With a win over No. 9/9 LSU on Jan. 29, 2024, Purcell earned his first win over a top-25 and top-10 opponent as a head coach. It was Mississippi State's first top-10 win since a road win at No. 10 Texas, 67-49, on Dec. 2, 2018.
- Purcell picked up his second top-10 victory as a head coach against No. 10/11 Oklahoma on Jan. 9, 2025. This marked back-to-

back seasons with top-10 victories for Coach Purcell.

- In 2022-23, Purcell became the winningest head coach in their debut season at Mississippi State with a 22-11 overall record. He received the distinction when he earned his 16th win. Purcell led Mississippi State to the NCAA Tournament appearance in his first season following a three-year absence for the Bulldogs. Mississippi State became the first team in NCAA women's basketball history to advance to the Round of 32 after starting in the First Four round.
- Purcell recorded the most SEC wins by a Mississippi State head coach in their debut season with nine. The nine conference wins by Purcell almost doubled the previous high of five wins by Vic Schaefer. Purcell is also the only head coach in program history with a winning SEC record in year one.

**PURCELL RECORD BREAKDOWN**

<b>OVERALL</b> 64-32 (.667)
<b>HOME</b> 37-10
<b>AWAY</b> 15-19
<b>NEUTRAL</b> 12-3
<b>NON-CONFERENCE</b> 41-7 (EXCLUDING SEC TOURNAMENT)
<b>HOME</b> 23-1
<b>AWAY</b> 6-5
<b>NEUTRAL</b> 12-1
<b>SEC</b> 23-23 (0-2 IN SEC TOURNAMENT)
<b>HOME</b> 24-9
<b>AWAY</b> 9-14
<b>POSTSEASON</b> 4-2
<b>NCAA</b> 2-1
<b>WBIT</b> 2-1

**JORDAN LEADS THE DAWGS**

- Graduate student guard Jerkaila Jordan placed her name all over the statistic sheet in 2023-24 and ranked near the top of the team in almost every statistical category.

**JERKAILA JORDAN TEAM RANKS**

CATEGORY	STAT	23-24	STAT	24-25
Points Per Game	16.2	1	16.1	1
Rebounds Per Game	5.9	2	5.9	2
Assists Per Game	2.4	T2	2.0	4
Steals Per Game	2.1	1	2.0	1
Blocks Per Game	0.7	3	0.7	2
Minutes Per Game	30.8	3	30.0	1

**NIR SHOWING SHE'S UP NEXT**

- Sophomore forward/center Quahirah Montague has been playing solid minutes within the back half of conference play.
- In just 19 minutes against Vanderbilt, Montague collected her second double-double of her career and first of the season with 15 points and 12 rebounds. Eight of her 12 rebounds came on the offensive glass.
- Montague rejected a season-high four shots against Arkansas (Feb. 6)
- Against LSU (Feb. 2), Nir finished with 10 points on 83.3 shooting with nine rebounds, two steals and a block.
- Montague averaged 9.0 points and 6.7 rebounds on 52.2 percent from the field (12-23) in 14.3 minutes over a three-game stretch from Nov. 24-29.
- Montague finished with eight points and 11 rebounds in 17 minutes at Chicago State on Dec. 8.
- Montague recorded a career-high and game-high 17 points on 8-13 from the field, in addition to seven rebounds, six of which were

offensive, in 14 minutes vs. Jacksonville (Nov. 24). She was named the Most Outstanding Player after the game.

**MISSISSIPPI STATE NEAR TOP OF SEC IN LAST DECADE**

- Entering the 2024-25 season, Mississippi State ranks third in total wins - trailing South Carolina and Texas - and second in SEC wins - trailing only South Carolina - of any SEC school over the last 10 seasons.
- Entering the 2024-25 season, Mississippi State is 256-77 overall and 107-49 in SEC play over the last decade. It is one of six SEC schools to accumulated 200 or more wins and one of three SEC school to achieve 100 SEC wins over that stretch.

**WINS AND SEC WINS OVER 10 SEASONS**

	SCHOOL	WINS	SEC WINS	24-25
1	South Carolina	319-38	147-13	25-3
2	Texas	259-85	N/A	27-2
3	Mississippi State	256-77	107-49	19-9
4	Tennessee	224-105	104-53	21-6
5	Texas A&M	208-109	88-70	10-16
6	LSU	202-107	95-63	27-2

Updated Feb. 26. Total win records are entering the 2024-25 season.

**BRING JOY AND JUICE**

- Head Coach Sam Purcell has asked his team to bring "Joy and Juice", which can be broken down to having excitement, being positive and celebrating your teammates (joy), while contributing great energy (juice) both on and off the court. Purcell was seen rocking a "Joy and Juice" shirt in the Cayman Islands and at practice.

**DESHIELDS COMMANDING STATE'S OFFENSE**

- Junior guard Demin DeShields was one of the top-ranked point guards in the transfer portal and has taken command of Mississippi State's offense.
- DeShields is currently averaging 6.1 points, 3.4 assists, 1.8 rebounds and 1.3 steals in 27.7 minutes per game.
- DeShields set a season-high 15 points against the Gators after tying her career-high of four made threes.
- The junior collected nine points, four rebounds, four assists and three steals against Vanderbilt (Feb. 13). One steal led to a breakaway layup with 25 seconds remaining that forced overtime.
- DeShields scored 10+ for the second straight game and third time this season after picking up 10 against Missouri.
- She set a new season-high in points with 13 against Auburn while picking up seven assists, the most she's dished out in an SEC game this year.
- DeShields anchored a Bulldog defense to 21 forced turnovers against Oklahoma (Jan. 9). The guard had five steals, tying her career high.
- DeShields led the Bulldog offense with a total of nine assists against South Carolina State en route to a team 59.4 field goal percentage.
- An Atlanta, Ga. native, DeShields had five points, three rebounds, three assists and a block in 33 minutes at Georgia Tech on Dec. 4.
- DeShields posted her first game with 10 or more points at Mississippi State with 10 points, three assists and three rebounds in 25 minutes against Chattanooga on Nov. 17.
- Prior to 2024-25, DeShields started 61 of 63 games over two

**MATCH UP BREAKDOWN**



MISSISSIPPI ST	CATEGORY	TEXAS
19-9	RECORD	27-2
W1	STREAK	W11
76.7	POINTS/GAME	81.1
63.0	OPP. POINTS/GAME	55.7
+13.6	POINT MARGIN	+26.1
46.0	FIELD-GOAL PERCENTAGE	47.1
38.0	OPP. FIELD-GOAL PERCENTAGE	38.2
32.5	THREE-POINT FIELD-GOAL PERCENTAGE	30.1
30.6	OPP. THREE-POINT FIELD-GOAL PERCENTAGE	27.6
6.9	THREE-POINT FIELD GOALS MADE/GAME	3.3
6.6	OPP. THREE-POINT FIELD GOALS MADE/GAME	3.6
70.8	FREE-THROW PERCENTAGE	76.3
11.3	FREE THROWS MADE/GAME	16.9
15.9	FREE THROWS ATTEMPTED/GAME	22.1
41.5	REBOUNDS/GAME	40.6
13.6	OFFENSIVE REBOUNDS/GAME	16.5
27.9	DEFENSIVE REBOUNDS/GAME	24.1
+8.8	REBOUND MARGIN	+10.7
15.8	ASSISTS/GAME	16.7
16.6	TURNOVERS/GAME	13.2
17.3	TURNOVERS FORCED/GAME	21.9
+0.7	TURNOVER MARGIN	+8.7
1.0	ASSIST-TURNOVER RATIO	1.3
8.7	STEALS/GAME	11.0
4.3	BLOCKS/GAME	5.2

**MISSISSIPPI STATE-TEXAS TEAM LEADERS**

	MISSISSIPPI STATE	TEXAS
<b>POINTS</b>	Jordan (16.1)	Booker (16.2)
<b>REBOUNDS</b>	Okot (9.6)	Jones (7.1)
<b>ASSISTS</b>	Russell (3.8)	Harmon (6.0)
<b>BLOCKS</b>	Okot (1.0)	Jones (1.7)
<b>STEALS</b>	Jordan (2.0)	Harmon (2.4)
<b>MINUTES</b>	Jordan (29.5)	Booker (30.4)

seasons at UAB from 2022-24. She was a two-time All-Conference selection over two different conference affiliations, Conference USA and American Athletic Conference. She was named to the 2023 Conference USA All-Freshman and 2024 American Athletic Conference All-Conference Third Team.

- DeShields averaged 13.4 points, 5.3 assists and 3.0 rebounds on 42.5 percent from the field (161-379) and 78.4 percent from the free-throw line (91-116) in 33.3 minutes per game at UAB in 2023-24. She set new career highs in points, assists, rebounds, minutes averages, field-goal and free-throw percentage.
- DeShields led the AAC with 5.3 assists per game in 2023-24.
- DeShields improved her points (13.0 to 13.4), assists (4.3 to 5.3), rebounds (2.9 to 3.0), minutes averages (30.0 to 33.3), field-goal (40.8 to 42.5) and free-throw percentage (69.4 to 79.4) from her freshman to her sophomore season.
- DeShields led her team in assists per game and has finished top two in points per game in each of her first two seasons.

### BALL STOPPERS

- Head Coach Sam Purcell has repeatedly stressed how important junior guard Demin DeShields' and redshirt junior guard Destiney McPhaul's defense has been to wearing out the opposing point guard and stifling the opposing offense.
- DeShields rank second on the team with 1.3 steals while McPhaul ranks third with 1.2.
- Purcell is shopping the nickname "The Deputies" for Demin and Destiney because of the D and D name correlation and the fact that each player brings a "Seatbelt. Click It. Top-Dog." mentality.

### MISSISSIPPI STATE'S 2025 CLASS AMONG THE BEST

- Mississippi State announced the signings of three espnW HoopGurlz top-100 prospects in Jaylah Lampley (No. 38), Madison Francis (No. 39) and Nataliyah Gray (No. 95) at the start of the early signing period on Wednesday, Nov. 13.
- Mississippi State's 2025 class is ranked 10th by ESPN's Top-25 Recruiting Class Rankings, the second-best in program history only behind the sixth-ranked 2019 class.
- With the addition of three espnW HoopGurlz top-100 prospects, Purcell has now signed seven such players in his three classes at Mississippi State. Mississippi State is one of 13 programs in the nation to land three 2025 top-100 prospects.
- Lampley, a 6-1 guard from Lawrence Central High School in Indianapolis, Ind., is ranked No. 38 overall and the second-rated prospect in Indiana by espnW HoopGurlz. She is the highest-rated recruit by the outlet to date under Purcell. Lampley led Lawrence Central to a 2024 IHSAA Class 4A State Championship title in her junior season, in which she averaged 18.0 points, 5.9 rebounds and 2.1 steals per game. She was named the 2023-24 MaxPreps Indiana High School Girls Basketball Player of the Year.
- Francis, a 6-2 forward from Lancaster Central High School in Lancaster, N.Y., is ranked No. 20 overall, No. 6 forward and the top-rated prospect in New York by ON3. She is the highest-rated signee by the outlet to date under Purcell. Francis is also listed as the No. 39 overall prospect by espnW HoopGurlz. Francis averaged 29.0 points, 13.1 rebounds, 5.7 steals and 5.1 assists over her junior season at Lancaster, in which she propelled her team to a 2024 NYSPHSAA Class AAA Title. She was one of 12 players to be named to the Team USA U18 National Team and took home a gold medal at the 2024 FIBA U18 Women's AmeriCup Championship, which was

held in Bucaramanga, Colombia in June 2024.

- Gray, a 6-3 forward from Alief Taylor High School in Houston, Texas, is ranked No. 95 overall and the sixth-rated recruit in Texas by espnW HoopGurlz. Gray was Purcell's first commitment of the class and has averaged 20.7 points, 11.2 rebounds and 2.5 blocks over the course of her high school career. She has already surpassed 2,000 points and 1,000 rebounds following her junior season.

### UNDER 15 TURNOVERS PLEASE

- Head Coach Sam Purcell has stressed multiple times in media that he wants his team to be under the 15-turnover mark, which the Bulldogs have done nine times (6-3 when 15 or under) in 2024-25.
- Mississippi State is currently averaging 16.6 turnovers per game, which according to Purcell is often due to Bulldogs' often too unselfish nature.

### MCPHAUL - TOP DAWG OFF THE BENCH

- Redshirt junior guard Destiney McPhaul is averaging 8.0 points, on 47.6 percent from the field and 36.4 percent from three, in addition to 2.8 rebounds, 2.6 assists and 1.2 steals in 22.6 minutes per game in 2024-25.
- McPhaul had her third consecutive game in double figures, as she finished with 10 points on 50.0 percent shooting against Alabama.
- McPhaul picked up 11 points against Arkansas on 71.4 shooting, with three steals.
- She finished with seven points and five assists against Ole Miss, the fourth time she has finished with five or more assists this year.
- In her first three SEC games, she has scored double-digits in all three matchups as well as recording career-highs with six assists and six turnovers.
- McPhaul was a threat on both sides of the ball against South Carolina State, as she picked up a career-high five steals and four made threes.
- McPhaul picked up her third game this season with double-digit points after finishing with 13 points against Belmont. She knocked down three free throws after being fouled with 0.2 seconds to ice the game.
- McPhaul was ranked as the top-guard and second-overall junior college prospect in the 2024 class by JUCO World Exposure.
- McPhaul scored in double figures in each of her first two games at Mississippi State, adding 15 points on 5-6 from the field, 3-3 from three and 2-2 from the free-throw line in 22 minutes against Alcorn State on Nov. 10. In her Mississippi State and NCAA Collegiate debut, McPhaul added 11 points, four rebounds, three assists and three steals in 22 minutes in the season opener against Memphis on Nov. 7.
- McPhaul was named a 2024 National Junior College Athletic Association (NJCAA) First Team All-American after she averaged 13.2 points, 4.8 assists and 3.0 rebounds in 31.7 minutes per game. Due to her success at the junior college level, McPhaul will have her jersey commemorated this season at the Women's Basketball Hall of Fame in Knoxville, Tenn.
- McPhaul helped guide Northwest Florida State College to consecutive National Junior College Athletic Association (NJCAA) Championship game appearances.
- McPhaul improved her points average (12.0 to 14.4), field-goal (45.1 to 49.4), three-point (31.4 to 36.2) and free-throw percentage

(66.4 to 82.3) from her freshman to her sophomore season, while she decreased her turnovers by 1.0 per game (2.9 to 1.9).

- McPhaul totaled 30 points on 10-20 from the field and 10-12 from the free-throw line in 44 minutes in the NJCAA Division I Championship game with Purcell in attendance. The four-game run over the NJCAA Division I tournament saw her average 25.5 points per game with three performances of 25 or more points.

### TOUGH SLATE FOR MISSISSIPPI STATE

- Mississippi State has faced off against six opponents ranked in the Associated Press and/or USA TODAY Coaches Preseason Polls with three more opponents that were receiving votes in either poll.
- State has one matchup remaining with opponents that are currently ranked or receiving votes in either polls.
- Mississippi State will tip off with 13 teams that made the 2024 NCAA Tournament and 14 games of its 30 games will be against such teams. Mississippi State defeated Utah, 66-62, on Nov. 28, in its second game against a 2024 NCAA Tournament team. Mississippi State is 3-1 in games against such teams this season after it defeated Oklahoma on Jan. 9, Utah on Nov. 28 and Chattanooga on Nov. 17.

### PURCELL RELOADS ASSISTANT COACHES

- Head Coach Sam Purcell reloaded his staff with the addition of four new assistant coaches to the bench. In addition to Assistant Coach/Director of Scouting Victoria Vivians, Purcell added Associate Head Coach/Offensive Coordinator Fred Castro (Head Coach of Eastern Michigan), Assistant Coach/Recruiting Coordinator Anita Howard (Head Coach of Georgia Southern) and Assistant Coach Samantha Williams (Assistant Coach at Tennessee).
- All three of Purcell's main assistants - Castro (Eastern Michigan), Howard (Georgia Southern) and Williams (Eastern Kentucky) - have head coaching experience.
- Assistant Coach/Senior Director of Scouting and Analytics Tony Dukes returned for his second season on staff.
- Purcell had two assistant coaches in Michelle Clark-Heard (Mercer) and Corry Irvin (Chicago State) earn head coaching positions following the 2023-24 season. Mississippi State faced Clark-Heard on Wednesday, Nov. 20 when it defeated Mercer, 81-44, inside Humphrey Coliseum. Mississippi State reunited Irvin when it ran past Chicago State, 102-42, inside Jones Convocation Center on Sunday, Dec. 8. Purcell gifted Irvin with a copy of House Bill 346 to recognize her efforts to raise epilepsy awareness prior to the game. The bill, which was passed in Mississippi in large part due to Irvin's efforts, ensures schools are properly equipped to assist students, like Irvin's son Cory, with seizures.

### #OWNIT - TEAM MANTRA

- After "Why Not Us" in the first season and "ONE" in his second, the team mantra for the third season under Head Coach Sam Purcell is "Own It". It is centered around the belief that as a program, the players and staff have to own everything that comes with the history, standard and expectation of this program and playing in the SEC. This motto can be seen throughout the arena, on the door in the women's basketball tunnel and on the warmup shirts.

### 2024-25 DAWGS ACCOLADES

- Graduate student guard Jerkaila Jordan earned a spot on the 2025 Preseason Coaches All-SEC Second Team on Oct. 24, voted

on by the conference head coaches. She has been named to the Preseason Coaches All-SEC list each of the last two seasons.

- Jordan was named to the 2024 Cayman Islands Classic All-Tournament Team on Nov. 29 and sophomore forward/center Quanirah Montague earned Most Outstanding Player honors after the 2024 WBCA State Farm Showcase game win over Jacksonville on Nov. 24.

**JERKAILA JORDAN**

- 2025 Preseason Coaches All-SEC Second Team
- 2024 Cayman Islands Classic All-Tournament Team

**QUANIRAH MONTAGUE**

- 2024 WBCA State Farm Showcase Most Outstanding Player

**MISSISSIPPI STATE CAN GO ON OFFENSE**

- Mississippi State has averaged at least 70.0 points per game each season since 2016-17 and is currently averaging 76.7 points.
- Mississippi State has three players averaging 10 or more points per game (Jordan 16.1, Russell 11.8, Okot 11.4).
- The Bulldogs have three players converting on 50.0 or better percent from the field (Okot 66.1, Thomas 61.0, Montague 54.1).
- Mississippi State has scored 100 points twice this season, the first season with multiple 100-point games since 2020-21. Mississippi State scored 100 points on the road for the first time since it scored 103 at Washington on Dec. 20, 2018.
- Mississippi State ranked top five in the SEC in multiple offensive categories in 2023-24. The Bulldogs ranked second in assists (17.1) and assist/turnover ratio (+1.2), third in field-goal percentage (44.9) and three-point field-goal percentage (35.0), fourth in scoring offense (75.6), scoring margin (+9.9) and free-throw percentage (73.0). Mississippi State has ranked top five in the SEC in scoring offense, scoring margin, field-goal percentage, three-point field-goal percentage and assists in each of Head Coach Sam Purcell's first two seasons at Mississippi State.
- Mississippi State has now converted on 50.0 percent seven times this season. The Bulldogs shot 62.3 percent (38-61) against Auburn, their highest percentage since 2019. Mississippi State shot 59.4 percent (38-64) against South Carolina State, 54.7 percent (41-75), at ULM, 53.6 percent (30-56), at Chicago State, 54.2 percent (32-59) at Georgia Tech, 52.4 percent (33-63) against Mercer on Nov. 20 and 50.7 percent (37-73) against Memphis on Nov. 7 to extend its mark to now 22 times (21-1) eclipsing the 50.0-percent mark under Purcell. The Georgia Tech loss was the first time that Mississippi State has lost a game when converting on at least 50.0 percent from the field under Purcell.

**VICTORIA VIVIAN'S BACK AT MISSISSIPPI STATE**

- Head Coach Sam Purcell hired Mississippi State legend Victoria Vivians as an Assistant Coach/Director of Scouting on June 17, 2024.
- Vivians just finished her seventh season in the WNBA, sixth active after she missed 2019 due to injury, and her first with Seattle Storm, where she made her playoff debut against the Las Vegas Aces in the 2024 Playoffs.
- A part of the winningest class in program history, Vivians helped transform Mississippi State into a national power from 2014-18 and was instrumental in compiling 126 wins and four-straight NCAA Tournament berths, including consecutive NCAA National Championship game appearances in 2017 and 2018. She helped surpass the program record for wins in each of her four seasons, a run that was capped off with a nation-best 37-2 record in 2017-18.

- Vivians received All-America honors in each of her four seasons and in 2018 she became the first Bulldog to be named an Associated Press First Team All-American since LaToya Thomas in 2003.
- Vivians was a three-time All-SEC First Team selection and one of only three players in program history to be named All-SEC four times over her career.
- She became the fourth player from Mississippi State at the time to be taken in the first round of the WNBA Draft when she was selected eighth overall by the Indiana Fever in 2018.
- A five-star recruit out of Scott Central High School in Carthage, Miss, Vivians was a two-time Mississippi's Miss Basketball and 2013-14 Gatorade Player of the Year honoree.
- Vivians was crowned the 2017 Mississippi State Homecoming Queen and was a four-time SEC Academic Honor Roll selection. She graduated with a bachelor's degree in Human Development and Family Science in 2018.
- Vivians remains the only player to win the CSpire Gillom Trophy, which is awarded to the best female player in Mississippi, in each of her four seasons and the only player to win it more than twice.

**JORDAN EARNS PRESEASON ALL-SEC SELECTION**

- Graduate student guard Jerkaila Jordan earned a spot on the 2025 Preseason Coaches All-SEC Second Team on Oct. 24, voted on by the conference head coaches.
- It marked the second-straight season that Jordan was named to the Preseason Coaches All-SEC list.

**PRESEASON ALL-SEC SELECTIONS UNDER PURCELL**

YEAR	PLAYER	POLL
24-25	Jerkaila Jordan	Coaches (Second)
23-24	Jessika Carter	Media (Second), Coaches (First)
23-24	Jerkaila Jordan	Coaches (Second)
23-24	Erynn Barnum	Coaches (Second)
22-23	Jessika Carter	Coaches (Second), Media (Second)
22-23	Anastasia Hayes	Coaches (First), Media (Second)

**DAWGS REPRESENTED IN THE W**

- Mississippi State was one of three SEC schools - South Carolina and Tennessee - to have at least three former players active on WNBA rosters in the 2024 season.
- Victoria Vivians (Mississippi State, 2014-18) - Seattle Storm  
Teaira McCowan (Mississippi State, 2015-19) - Dallas Wings  
Jessika Carter (Mississippi State, 2018-24) - New York Liberty/Las Vegas Aces

**MISSISSIPPI STATE BY THE NUMBERS**

- Mississippi State returned 962 of its 2,647 points (36.3 percent), 394 of its 1,421 rebounds (27.7), 125 of its 599 assists (25.1), 107 of its 270 steals (39.6), 71 of its 162 blocks (43.8) and 2,205 of its 7,050 minutes (31.3) from 2023-24.
- With the addition of its five transfers with Division I playing experience, Mississippi State added 1,599 points, 627 rebounds, 293 assists, 133 steals, 58 blocks and 3,182 minutes from 2023-24.

**MISSISSIPPI STATE PUTS PORTAL POWER ON DISPLAY**

- Head Coach Sam Purcell and his staff has navigated the portal successfully since arriving to Mississippi State and the 2024 class remains no exception.
- Mississippi State added six transfers Denim DeShields (UAB),

Destiny McPhaul (Northwest Florida State College), Eniya Russell (Kentucky), Terren Ward (Georgia Southern), Chandler Prater (Oklahoma State), Kayla Thomas (Georgia Southern) and Madina Okot (Zetech University - Kenya).

- The five transfers - Denim DeShields (UAB), Eniya Russell (Kentucky/South Carolina), Terren Ward (Georgia Southern), Chandler Prater (Oklahoma State/Kansas), Kayla Thomas (Georgia Southern/Penn State) - who have Division I playing experience entered the 2024-25 season with 431 games played and 179 starts.
- Russell (Kentucky) was ranked as the No. 24 transfer in the 2024 class by ESPN (Charlie Creme), while Ward (Georgia Southern) was named in the also mentioned/honorable mention section.
- McPhaul (Northwest Florida State College) was ranked as the top-guard and second-overall junior college prospect in the 2024 class by JUCO World Exposure. She was named a 2024 National Junior College Athletic Association (NJCAA) First Team All-American in 2023-24.

**IT RUNS IN THE FAMILY**

- Junior guard Denim DeShields comes from a very athletic family. Her mother, Tisha, was a 1991 NCAA Outdoor All-American in the heptathlon at Tennessee and is a member of the Delaware Track and Field Hall of Fame. Her father, Delino, was drafted out of high school with the 12th-overall pick in the first round of the 1987 MLB June Amateur Draft and played 13 major league seasons. Her brother, Delino Jr., was selected with the eighth-overall pick in the first round of the 2010 MLB June Amateur Draft by the Houston Astros. Her sister, Diamond, was an multi-time All-American and All-SEC selection at Tennessee after she transferred from North Carolina, where she was the 2014 National Freshman of the Year by multiple outlets, and the third-overall pick in the first round of the 2018 WNBA Draft by the Chicago Sky. She won 2021 WNBA Championship with the Sky and just completed her seventh season, sixth active due to injury in 2023, in the WNBA and was recently traded to the Connecticut Sun.
- Graduate student guard Jerkaila Jordan's older brother, Jerrae is a defensive back who walked on to play football at UNLV and currently plays at Washington State. Jerrae's journey is a source of motivation for Jerkaila.
- Senior forward/center Kayla Thomas' mother, Tenicka, was a three-sport athlete and played volleyball, basketball and ran track and field at Mississippi Valley State. She was a two-time Mississippi Valley State Female Athlete of the Year selection and was inducted into the Mississippi Valley State Hall of Fame in 2008.
- Junior guard/forward Debreasha Powe's twin brother, Demarcus, plays basketball at Belhaven University and played at East Central Community College and Mississippi Gulf Coast Community College.
- Sophomore forward/center Quanirah Montague's brother, Jahl-eem, played basketball at Palm Beach State Community College and Longwood.

**TOP DAWGS IN SPORT PERFORMANCE**

- Mississippi State's athleticism is both natural and built by hours in the weight room and conditioning sessions under the guidance and leadership of Strength and Conditioning Coach Kaiti Jones. A few key measurements from the team are listed below.

**WINGSPAN**

Rocio Jiménez: 6' 11.5"  
Madina Okot: 6' 10"  
Quanirah Montague: 6' 8.25"

Kayla Thomas: 6' 7.5"

Eniya Russell: 6' 3"

#### STANDING REACH

Rocío Jiménez: 8' 8"

Madina Okot: 8' 8"

Quanirah Montague: 8' 4.5"

#### APPROACH HEIGHT (RUNNING VERTICAL HEIGHT)

Quanirah Montague: 10' 3.5"

Madina Okot: 10' 3"

Eniya Russell: 10' 2"

#### APPROACH JUMP (RUNNING VERTICAL JUMP)

Eniya Russell: 27.5"

#### STANDING VERTICAL

Denim DeShields: 28"

Jerkaila Jordan: 26.7"

#### 3/4-COURT SPRINT

Jerkaila Jordan: 3.46 seconds

Denim DeShields: 3.51 seconds

Quanirah Montague: 3.79 seconds

Madina Okot: 3.82 seconds

#### 10-YARD ACCELERATION SPLIT

Denim DeShields: 1.52 seconds

Jerkaila Jordan: 1.59 seconds

- Graduate student guard Jerkaila Jordan was named this season's "Top Dawg" award winner. The "Top Dawg" is an award that reflects overall physical competency and athleticism metrics, athletes awarded this honor are scored on a scale of 0-10, with 10 representing of the most elite level women's basketball players to date. The metrics taken into consideration are power, speed, strength, aerobic capacity and anaerobic power. Only the top two student-athletes are crowned "Top Dawgs" each offseason, owning that title until testing resumes the following year.
- This is Jordan's third-consecutive season receiving the award.

#### DAWGS INTERESTS OFF THE COURT

- Graduate student guard Jerkaila Jordan is interested in a career in law enforcement after basketball and shadowed the Starkville Police Department on a ride along earlier this offseason. Jordan is also interested in sauce, particularly BBQ sauce, which is no surprise considering her play of the court, and has partnered with Mississippi State alums to have her own NIL Jerk sauce for sale.
- Majoring in Communication-Broadcast and Digital Journalism, junior guard/forward Debreasha Powe intends to pursue a career as a sports analyst after basketball and is inspired by ESPN's Andraya Carter, who visited the team to provide media training ahead of the 2023-24 season. Powe put her broadcasting talents on display at the 2025 SEC Basketball Tipoff, where she took over the mic with Brooke Weisbrod on the SEC Now set. Powe has interned as a sideline reporter at French Camp Academy football games and in the production rooms with the Mississippi State Athletics Broadcast staff.
- Majoring in Business Administration and Entrepreneurship, junior guard Denim DeShields has always had an entrepreneurial spirit. She grew up selling glitter paper doughnuts around the neighborhood for 25 cents and spent a summer in Chicago living with her sister and braiding hair at a local salon. She still braids hair when she finds the time and after her playing career is completed, DeShields plans to explore opening her own business.
- Graduate student guard/forward Eniya Russell (Baltimore,

Md.) and Chandler Prater (Kansas City, Mo.) run annual basketball camps back in their hometown in the offseason to give back.

#### DAWGS IN THE CLASSROOM

- Listed below are the majors for the 2024-25 Mississippi State women's basketball team.

#### 2024-25 MAJORS

Denim DeShields: Business Administration

Destiney McPhaul: Interdisciplinary Studies

Jerkaila Jordan: Undeclared (Graduated with a Bachelor of Science in Interdisciplinary Studies from Mississippi State)

Eniya Russell: Undeclared (Graduate with a Bachelor of Arts Sport Communication from Kentucky)

Chandler Prater: Undeclared (Graduate with a Bachelor of Arts in Communication Studies from Oklahoma State)

Anaisha Carriere: Business Administration

Tahj-Monet Bloom: Undeclared

Rocío Jiménez: Undeclared

Kayla Thomas: Criminology

Madina Okot: Undeclared

Debreasha Powe: Communication-Broadcast and Digital Journalism

Quanirah Montague: Undeclared

#### PURCELL FAMILY GOT THEIR POOL

- The Purcell family has completed the pool that was promised to Coach Purcell's three daughters - Reese, Rylee and Reagan - prior to Mississippi State's win over No. 9/9 LSU on Jan. 29, 2024.
- Purcell and his wife, Meghan, came up with the idea that each season his three daughters can select one game with some sort of prize at stake if Mississippi State wins. Reese, Rylee and Reagan are 2-0 in the trade off after also choosing Tennessee in 2022-23, where Mississippi State earned a 91-90 (2OT) win inside Humphrey Coliseum on Feb. 6, 2023. The prize for the win over Tennessee in 2022-23 was a trampoline.
- Reese, Rylee and Reagan have decided the game for the 2024-25 season, but are keeping it close to the chest this year.
- The win over No. 9/9 LSU on Jan. 29, 2024 was Purcell's first win over a top-25 and top-10 opponent as a head coach. It was Mississippi State's first top-10 win since a win at No. 10 Texas on Dec. 2, 2018. It was also the first sellout crowd under Purcell with 9,121 fans inside Humphrey Coliseum.



## HEAD COACH SAM PURCELL



Sam Purcell was named the ninth head coach in Mississippi State women's basketball history on Saturday, March 12, 2022. The 2024-25 season will be his third year as a head coach and his third at the helm of the women's basketball program at Mississippi State.

Purcell picked up his second top-10 victory as a head coach after taking down No.10/11 Oklahoma inside Humphrey Coliseum on January 9, 2025. The win marked the second-straight season had taken down a top-10 opponent inside The Hump.

With an established identity as an elite recruiter, **PURCELL AND STAFF SIGNED THREE ESPNW HOOPGURLZ TOP-100 RECRUITS IN THE 2025 CLASS, WHICH CULMINATED IN CURRENTLY THE NO.10 RANKED CLASS PER ESPN, THE SECOND BEST IN PROGRAM HISTORY** only behind the 2019 class.

With a win against Mercer on Nov. 20, 2024, **PURCELL BECAME THE FASTEST HEAD COACH TO REACH 50 WINS AT MISSISSIPPI STATE, ACHIEVING THE MARK IN 73 GAMES, WHICH IS EIGHT FASTER THAN THE NEXT.** A win over Vanderbilt on February 13, 2025 gave Purcell his 63rd win and 22nd SEC win, which gave him the most overall and most SEC wins of any coach throughout their first three seasons in program history.

In 2023-24, Purcell led Mississippi State to a 23-12 record, 8-8 SEC, and **BECAME THE ONLY HEAD COACH IN PROGRAM HISTORY AND ONE OF SIX IN THE SEC WOMEN'S BASKETBALL SINCE 2000 TO SURPASS THE 20-WIN MARK IN EACH OF THEIR FIRST TWO SEASONS. PURCELL TOTALED THE MOST WINS (45), MOST SEC WINS (17) AND MOST NCAA TOURNAMENT WINS (2) OF ANY HEAD COACH THROUGH THEIR FIRST TWO SEASONS IN PROGRAM HISTORY.**

Purcell **COACHED A PAIR OF BULLDOGS TO ALL-CONFERENCE HONORS DURING THE 2023-24 SEASON.** He led graduate student Jessika Carter to 2024 All-SEC Second Team and 2024 WBCA Honorable All-American accolades. Carter was selected with the 23rd overall pick in the Second Round of the 2024 WNBA Draft by the New York Liberty and was the ninth overall player to be drafted to the WNBA and the first under Purcell at Mississippi State. She was the first player from Mississippi State to be drafted since both Teaira McCowan and Anriel Howard were selected in 2019.

Purcell also led now graduate student guard Jerkaila Jordan, who returns for her fifth season in 2024-25, to 2024 All-SEC Second Team honors. Jordan set career-highs in points, rebounds, assists, steals, blocks and minutes totals in 2023-24 were all career-highs and was the only player in the SEC to average at least 15.0 points, 5.0 rebounds, 2.0 assists and 2.0 steals per game in 2023-24.

With a win over No. 9/9 LSU on Jan. 29, 2024, Purcell earned his first win over a top-25 and top-10 opponent as a head coach. It was Mississippi State's first top-10 win since a win at No. 10 Texas on Dec. 2, 2018. It was also the first sellout crowd of his tenure with 9,121 fans inside Humphrey Coliseum.

Mississippi State opened its second season under Purcell in 2023-24 ranked in the Associated Press Preseason Top-25 poll at No. 25, the program's first time listed in the preseason poll since 2020-21. The preseason spot also marked a return to the AP Top-25 poll after a 44-week absence. Mississippi

State earned its highest rankings of the season when it was ranked No. 21 in both the week four editions of the AP Poll on Nov. 21 and the USA Today Coaches Poll on Nov. 22. The No. 21 ranking in the AP Poll tied the program's best in the poll since Jan. 25, 2021, while it tied the program's best ranking in the USA Today Coaches Poll since Jan. 26, 2021.

Under Purcell, Assistant Coaches Michelle Clark-Heard and Corry Irvin went on to earn head coaching positions at Mercer and Chicago State, respectively, while Graduate Assistant Luke Carns went on to be named Director of Player Personnel at Texas State following the 2023-24 season. It marked the latest staff under Purcell to advance their career after Assistant A.D. of Women's Basketball Joi Williams was named Men's Basketball Chief of Staff at South Florida and Graduate Assistant Kelby Jones earned an Assistant Coach position at Oklahoma State, each following the 2022-23 season.

Purcell's first season as a head coach was a season of 'firsts' for the up-and-coming coaching star. A handful of those 'firsts' included his first game as a head coach, his first win, and his first NCAA Tournament appearance. But it also came with firsts for the Mississippi State women's basketball program that saw **PURCELL BECOME THE WINNINGEST FIRST-YEAR HEAD COACH IN PROGRAM HISTORY.**

In his first season sitting in the head chair, **PURCELL BECAME THE WINNINGEST HEAD COACH AT MISSISSIPPI STATE IN THEIR DEBUT SEASON WITH 22 WINS WHILE ALSO BECOMING THE FIRST TO HAVE A WINNING RECORD IN THE SEC AFTER GOING 9-7 AND FINISHING FIFTH IN THE TOUGHEST CONFERENCE IN THE COUNTRY.** Most impressive, though, is that he guided the Bulldogs to the NCAA Tournament following a three-year hiatus.

In leading the team to the Big Dance in his first season, Purcell set the standard at Mississippi State, as no coach in program history had made the NCAA Tournament before their third season leading the program. On top of that, **PURCELL BECAME THE FASTEST COACH AT MISSISSIPPI STATE TO WIN A PAIR OF NCAA TOURNAMENT GAMES.** In winning two tournament games, **MISSISSIPPI STATE BECAME THE FIRST TEAM IN NCAA WOMEN'S BASKETBALL HISTORY TO ADVANCE TO THE TOURNAMENT'S SECOND ROUND AFTER STARTING IN THE FIRST FOUR ROUND.**

Purcell helped guide a pair of Bulldogs to All-Conference honors during the 2022-23 season. He coached Jessika Carter to Second Team All-SEC honors and a place on the SEC All-Defensive Team. Carter had a career season under Purcell, setting career bests in points scored (458), blocked shots (65) and assists (42). He also led Debreasha Powe to the SEC All-Freshmen team after a promising rookie campaign for the Mississippi native.

Before he arrived in Starkville, Purcell spent nine seasons at Louisville under the direction of future hall of famer Jeff Walz. While on the staff at Louisville, Purcell helped guide the Cardinals to a 266-48 overall record with eight NCAA Tournament appearances, seven Sweet 16s, five Elite Eights and two Final Fours. He also helped lead Louisville to four ACC Regular Season Championships and the 2018 ACC Tournament title, their first tournament crown since 1993.

Promoted to associate coach in 2017-18, Purcell played a critical role in guiding Louisville to a

Purcell helped the Louisville offense consistently rank among the nation's best. In every season but one at Louisville, the offense ranked inside the top 40 in points per game while averaging more than 72.2 points per game during that time. The impressive scoring margins that Louisville won games by – more than a +16.0-scoring margin in each of his last five seasons there.

Purcell led the recruiting efforts at Louisville and he has landed the nation's top recruit on two separate occasions with two different programs. Purcell inked top-rated prospect Kaela Davis in 2013 at Georgia Tech and Asia Durr at Louisville in 2015.

All nine signing classes that Purcell helped recruit were ranked in the top 15 by ESPN. Of those nine classes, four were ranked inside the top 10, highlighted by the No. 1 class in 2015, the No. 4 class in 2017, the No. 6 class in 2016 and the No. 8 class in 2014. Even more impressive, of the 15 McDonald's

All-Americans in Louisville's history, 13 were recruited by Purcell.

Before his time at Louisville, Purcell had stops at Georgia Tech, Tulsa and Auburn. Purcell has learned from some of the best minds in college basketball, including Jeff Walz, Nell Fortner (former Auburn and current Georgia Tech head coach and the head coach of the 1996 Olympic Team) and Joe Ciampi (25-year head coach at Auburn, 2005 Hall of Fame inductee and Purcell's father-in-law).

**PURCELL FILE INFORMATION**

Birthdate: Oct. 5, 1979  
 Hometown: Dalton, Ga.  
 Wife: Meghan  
 Children: Reese, Rylee and Reagan  
 Education: Auburn, 2003

**COACHING CAREER**

YEAR	SCHOOL	POSITION
2022-	Mississippi State	Head Coach
2017-22	Louisville	Associate Coach
2013-17	Louisville	Assistant Coach
2009-13	Georgia Tech	Assistant Coach
2005-07	Tulsa	Assistant Coach
2003-05	Auburn	Video Coordinator

**PURCELL WIN-LOSS BREAKDOWN**

**OVERALL** 64-32 (.667)

**HOME** 37-10  
**AWAY** 15-19  
**NEUTRAL** 12-3

**NON-CONFERENCE** 41-7 (EXCLUDES SECT)

**HOME** 23-1  
**AWAY** 6-5  
**NEUTRAL** 12-1

**SEC** 23-23 (0-2 IN SECT)

**HOME** 14-9  
**AWAY** 9-14

**POSTSEASON** 4-2

**NCAA** 2-1  
**WBIT** 2-1

**MSU HEAD COACH TOTAL WINS IN FIRST THREE SEASONS**

COACH	YEARS	S1	S2	S3	TOTAL
Sam Purcell	2022-	22-11	23-12	19-9	64-32
Vic Schaefer	2012-15	13-17	22-14	27-7	62-38
Peggy Collins	1977-1980	14-17	16-14	12-18	42-49

**MSU HEAD COACH SEC WINS IN FIRST THREE SEASONS**

COACH	YEARS	S1	S2	S3	TOTAL
Sam Purcell	2022-	9-7	8-8	6-8	23-23
Vic Schaefer	2012-15	5-11	5-11	11-5	21-27
Sharon Fanning	1995-98	4-7	1-11	4-10	9-28

**PURCELL COACHING TREE**

COACH	YEARS	CURRENT POSITION
Michelle Clark-Heard	2023-24	Head Coach at Mercer
Corry Irvin	2022-24	Head Coach at Chicago State

**PURCELL CAREER RECORD BREAKDOWN**

	SCHOOL	OVERALL	HOME	ROAD	NEUTRAL	NET	SEC	FINISH	SEC TOURNAMENT	POSTSEASON
2022-23	Mississippi State	22-11	14-2	3-7	5-2	39	9-7	T-5th	0-1, Second Round	2-1, NCAA Second Round
2023-24	Mississippi State	23-12	13-5	7-6	3-1	43	8-8	T-7th	0-1, Second Round	2-1, WBIT Quarterfinals
2024-25	Mississippi State	19-9	10-3	5-6	4-0		6-8			
<b>TOTALS</b>	<b>THREE SEASONS</b>	<b>64-32 (.670)</b>	<b>37-10</b>	<b>15-19</b>	<b>12-3</b>		<b>23-23</b>		<b>0-2</b>	<b>4-2 (2-1 NCAA, 2-1 WBIT)</b>

**PURCELL WNBA DRAFT PICKS COACHED (17)**

	SCHOOL	PLAYER	RD	PICK	TEAM
2024	Mississippi State (HC)	Jessika Carter	2	22	New York Liberty
2022	Louisville (AC)	Emily Engstler	1	4	Indiana Fever
2022	Louisville (AC)	Kianna Smith	2	16	Los Angeles Sparks
2021	Louisville (AC)	Dana Evans	2	13	Dallas Wings
2020	Louisville (AC)	Jasmine Jones	1	2	New York Liberty
2020	Louisville (AC)	Kylee Shook	2	13	New York Liberty
2019	Louisville (AC)	Asia Durr	1	2	New York Liberty
2019	Louisville (AC)	Sam Fuehring	3	34	Washington Mystics
2019	Louisville (AC)	Arica Carter	3	34	Phoenix Mercury
2018	Louisville (AC)	Myisha Hines-Allen	2	19	Washington Mystics
2014	Louisville (AC)	Shoni Schimmel	1	8	Atlanta Dream
2014	Louisville (AC)	Antonita Slaughter	3	35	Los Angeles Sparks
2014	Louisville (AC)	Asia Taylor	3	36	Minnesota Lynx
2012	Georgia Tech (AC)	Sasha Goodlett	1	11	Indiana Fever
2011	Georgia Tech (AC)	Alex Montgomery	1	10	New York Liberty
2010	Georgia Tech (AC)	Brigitte Ardossi	2	21	Atlanta Dream
2008	Georgia Tech (AC)	Chioma Nnamaka	2	21	San Antonio Stars

**PURCELL ALL-AMERICANS COACHED (11)**

SCHOOL	PLAYER	YEAR
Mississippi State (HC)	Jessika Carter	2024
Louisville (AC)	Dana Evans	2021, 2020
Louisville (AC)	Jasmine Jones	2020
Louisville (AC)	Asia Durr	2019, 2018, 2017
Louisville (AC)	Myisha Hines-Allen	2018, 2017, 2016
Louisville (AC)	Mariya Moore	2016
Louisville (AC)	Shoni Schimmel	2014
Louisville (AC)	Sara Hammond	2014
Georgia Tech (AC)	Tyaunna Marshall	2013
Georgia Tech (AC)	Alex Montgomery	2011
Tulsa (AC)	Jill Robbins	2007, 2006

**ESPNW TOP-100 SIGNEES AT MISSISSIPPI STATE UNDER PURCELL (7)**

PLAYER	RANK	LISTED POSITION	YEAR	HIGH SCHOOL
Jaylah Lampley	38	Guard *	2025	Lawrence Central H.S. (IN)
Madison Francis	39	Forward*	2025	Lancaster Central High (NY)
Nataylah Gray	95	Forward*	2025	Atief Taylor H.S. (TX)
Tahj-Monet Bloom	43	Forward	2024	DME Academy (FL)
Quanirah Montague	48	Post	2023	Atlantic City H.S. (NJ)
Jasmine Brown-Hagger	54	Guard	2023	Example Academy (IL)
Mjracle Sheppard	86	Guard	2023	Montverde Academy (FL)

\* The 2025 class that features Lampley, Francis and Gray is currently ranked 10th by ESPN.

**MISSISSIPPI STATE WOMEN'S BASKETBALL**

**PURCELL RECORD AGAINST ALL CONFERENCES**

	HOME	AWAY	NEUTRAL	TOTAL
<b>AMERICAN ATHLETIC</b>				
Memphis	1-0	1-0		2-0
South Florida			1-0	1-0
Tulsa			1-0	1-0
<b>ATLANTIC COAST</b>				
Clemson			1-0	1-0
Georgia Tech	1-0	0-1		1-1
Miami (Fla.)	0-1			0-1
Notre Dame			0-1	0-1
<b>ATLANTIC SUN</b>				
Jacksonville			1-0	1-0
North Alabama	1-0			1-0
<b>BIG 12</b>				
TCU	1-0			1-0
Utah			1-0	1-0
<b>BIG EAST</b>				
Creighton			1-0	1-0
Georgetown			1-0	1-0
<b>BIG TEN</b>				
Illinois			1-0	1-0
Penn State		0-1		0-1
Nebraska			0-1	0-1
<b>CONFERENCE USA</b>				
Jacksonville State	1-0			1-0
Kennesaw State	1-0			1-0
<b>MID-EASTERN ATHLETIC</b>				
Maryland Eastern Shore		1-0		1-0
South Carolina State	1-0			1-0
<b>MISSOURI VALLEY</b>				
Belmont		1-0	1-0	2-0
<b>MOUNTAIN WEST</b>				
Colorado State	1-0	1-0		2-0
New Mexico	1-0			1-0
<b>NORTHEAST</b>				
Chicago State		1-0		2-0
<b>SOUTHEASTERN (SEC)</b>				
Alabama	1-1	0-1		1-2
Arkansas	2-0	1-0		3-0
Auburn	2-0	0-1		2-1
Florida	0-1	2-1		2-2
Georgia	1-0	1-1		2-1
Kentucky	1-1	1-1		2-2
LSU	1-0	0-2		1-2
Missouri	1-0	0-2		1-2
Oklahoma	1-0			1-0
Ole Miss	1-2	0-2		1-4
South Carolina	0-2	0-1		0-3
Tennessee	1-1	0-2		1-3
Texas A&M	2-0	2-0	0-2	4-2
Vanderbilt	0-1	2-0		2-1
<b>SOUTHERN</b>				
Chattanooga	1-0	0-1		1-1
Mercer	1-0			1-0
<b>SOUTHLAND</b>				
New Orleans	1-0			1-0
Southeastern La.	1-0			1-0
Texas A&M-Commerce	1-0			1-0
<b>SOUTHWESTERN ATHLETIC</b>				
Alabama State	2-0			2-0
Alcorn State	2-0			2-0
Arkansas-Pine Bluff			1-0	1-0
Florida A&M	1-0			1-0
Grambling	1-0			1-0
Jackson State	1-0			1-0
Mississippi Valley State	2-0			2-0
<b>SUMMIT LEAGUE</b>				
South Dakota State		0-1		0-1
<b>SUN BELT</b>				
Old Dominion			1-0	1-0
UL Monroe	1-0	1-0		2-0

**PURCELL RECORD AGAINST ALL OPPONENTS**

	HOME	AWAY	NEUTRAL	TOTAL
Alabama	1-1	0-1		1-2
Alabama State	2-0			2-0
Alcorn State	2-0			2-0
Arkansas	2-0	1-0		3-0
Arkansas-Pine Bluff			1-0	1-0
Auburn	2-0	0-1		2-1
Belmont		1-0	1-0	2-0
Chattanooga	1-0	0-1		1-1
Chicago State		1-0		1-0
Clemson			1-0	1-0
Colorado State	1-0	1-0		2-0
Creighton			1-0	1-0
Florida	0-1	2-1		2-2
Florida A&M	1-0			1-0
Georgetown			1-0	1-0
Georgia	1-0	1-1		2-1
Georgia Tech	1-0	0-1		1-1
Grambling	1-0			1-0
Illinois			1-0	1-0
Jackson State	1-0			1-0
Jacksonville			1-0	1-0
Jacksonville State	1-0			1-0
Kennesaw State	1-0			1-0
Kentucky	1-1	1-1		2-2
LSU	1-0	0-2		1-2
Maryland Eastern Shore		1-0		1-0
Mercer	1-0			1-0
Memphis	1-0	1-0		2-0
Miami (Fla.)	0-1			0-1
Mississippi Valley State	2-0			2-0
Missouri	1-0	0-2		1-2
Nebraska			0-1	0-1
New Mexico				1-0
New Orleans	1-0			1-0
North Alabama	1-0			1-0
Notre Dame			0-1	0-1
Oklahoma	1-0			1-0
Old Dominion			1-0	1-0
Ole Miss	1-2	0-2		1-4
Penn State		0-1		0-1
South Carolina	0-2	0-1		0-3
South Carolina State				
South Dakota State		0-1		0-1
South Florida			1-0	1-0
Southeastern La.	1-0			1-0
TCU	1-0			1-0
Tennessee	1-1	0-2		1-3
Texas A&M	2-0	2-0	0-2	4-2
Texas A&M-Commerce	1-0			1-0
Tulsa			1-0	1-0
UL Monroe	1-0	1-0		2-0
Utah			1-0	1-0
Vanderbilt	0-1	2-0		2-1

**PURCELL RECORD AGAINST ACTIVE SEC HEAD COACHES**

	HOME	AWAY	NEUTRAL	TOTAL
Kristy Curry (Alabama)	1-1	0-1		1-2
Mike Neighbors (Arkansas)	2-0	1-0		3-0
Johnnie Harris (Auburn)	2-0	0-1		2-1
Kelly Rae Finley (Florida)	0-1	2-0		2-1
Katie Abrahamson-Henderson (Georgia)	1-0	1-1		2-1
Kenny Brooks (Kentucky)		0-1		0-1
Kim Mulkey (LSU)	1-0	0-2		1-2
Robin Pingeton (Missouri)	1-0	0-2		1-2
Jennie Baranczyk (Oklahoma)	1-0			1-0
Yolett McPhee-McCuin (Ole Miss)	1-2	0-2		1-4
Dawn Staley (South Carolina)	0-2	0-1		0-3
Kim Caldwell (Tennessee)		0-1		0-1
Vic Schaefer (Texas)				
Joni Taylor (Texas A&M)	2-0	2-0	0-2	4-2
Shae Ralph (Vanderbilt)	0-1	2-0		2-1



2024-25 Mississippi St. Women's Basketball  
 Combined Team Statistics  
 All games

Game Records

Record	Overall	Home	Away	Neutral
ALL GAMES	19-9	10-3	5-6	4-0
CONFERENCE	6-8	4-3	2-5	0-0
NON-CONFERENCE	13-1	6-0	3-1	4-0

Score by Periods

Team	1st	2nd	3rd	4th	OT	TOT
Mississippi St.	527	520	573	507	20	2147
Opponents	434	412	434	473	12	1765

Team Box Score

No.	Player				Total		3-Point		F-Throw		Rebounds								PTS	AVG		
		GP-GS	MIN	AVG	FG-FGA	FG%	3FG-3FGA	3FG%	FT-FTA	FT%	OFF	DEF	TOT	AVG	PF	DQ	A	TO			BLK	STL
2	JORDAN, Jerkaila	28-28	838:39	30.0	171-405	.422	32-117	.274	76-108	.704	49	116	165	5.9	57	0	57	55	20	55	450	16.1
4	RUSSELL, Eniya	28-21	742:56	26.5	124-295	.420	36-116	.310	46-73	.630	22	113	135	4.8	56	0	105	92	5	20	330	11.8
15	OKOT, Madina	28-28	619:37	22.1	144-218	.661	0-0	.000	32-56	.571	104	166	270	9.6	73	2	20	74	29	34	320	11.4
21	POWE, Debreasha	26-26	780:57	30.0	83-198	.419	60-144	.417	13-17	.765	20	59	79	3.0	39	0	33	24	19	23	239	9.2
1	MCPHAUL, Destiney	25-1	564:10	22.6	70-147	.476	20-55	.364	39-49	.796	12	58	70	2.8	49	1	65	44	5	31	199	8.0
5	PRATER, Chandler	28-8	604:43	21.6	65-155	.419	16-52	.308	25-30	.833	29	88	117	4.2	45	1	38	54	7	18	171	6.1
0	DESHIELDS, Denim	28-28	774:59	27.7	55-156	.353	22-72	.306	38-45	.844	15	35	50	1.8	49	0	96	74	4	37	170	6.1
24	MONTAGUE, Quanirah	28-0	331:40	11.8	60-111	.541	0-10	.000	17-29	.586	48	66	114	4.1	33	0	15	22	15	18	137	4.9
3	WARD, Terren	13-0	112:54	8.7	16-38	.421	3-15	.200	14-17	.824	10	20	30	2.3	11	0	2	6	4	3	49	3.8
14	THOMAS, Kayla	28-0	215:06	7.7	25-41	.610	0-0	.000	12-16	.750	25	13	38	1.4	24	0	6	11	9	2	62	2.2
6	EDWARDS, Shakirah	11-0	49:19	4.5	4-10	.400	2-6	.333	2-2	1.000	1	4	5	0.5	3	0	5	5	3	2	12	1.1
8	CARRIERE, Anaisha	9-0	14:56	1.7	3-7	.429	1-4	.250	1-3	.333	2	0	2	0.2	1	0	0	1	0	0	8	0.9
Team											44	44	88					3				
<b>Total</b>		<b>28</b>	<b>5650</b>		<b>820-1781</b>	<b>.460</b>	<b>192-591</b>	<b>.325</b>	<b>315-445</b>	<b>.708</b>	<b>381</b>	<b>782</b>	<b>1163</b>	<b>41.5</b>	<b>440</b>	<b>4</b>	<b>442</b>	<b>465</b>	<b>120</b>	<b>243</b>	<b>2147</b>	<b>76.7</b>
<b>Opponents</b>		<b>28</b>	<b>5650</b>		<b>631-1659</b>	<b>.380</b>	<b>185-604</b>	<b>.306</b>	<b>318-426</b>	<b>.746</b>	<b>282</b>	<b>636</b>	<b>918</b>	<b>32.8</b>	<b>466</b>	<b>7</b>	<b>358</b>	<b>485</b>	<b>69</b>	<b>224</b>	<b>1765</b>	<b>63.0</b>

Team Statistics

	MS	OPP
<b>Scoring</b>	<b>2147</b>	<b>1765</b>
Points per game	76.7	63.0
Scoring margin	+13.6	-
<b>Field goals-att</b>	<b>820-1781</b>	<b>631-1659</b>
Field goal pct	.460	.380
<b>3 point fg-att</b>	<b>192-591</b>	<b>185-604</b>
3-point FG pct	.325	.306
3-pt FG made per game	6.9	6.6
<b>Free throws-att</b>	<b>315-445</b>	<b>318-426</b>
Free throw pct	.708	.746
F-Throws made per game	11.3	11.4
<b>Rebounds</b>	<b>1163</b>	<b>918</b>
Rebounds per game	41.5	32.8
Rebounding margin	+8.8	-
<b>Assists</b>	<b>442</b>	<b>358</b>
Assists per game	15.8	12.8
<b>Turnovers</b>	<b>465</b>	<b>485</b>
Turnovers per game	16.6	17.3
Turnover margin	+0.7	-
Assist/turnover ratio	1.0	0.7
<b>Steals</b>	<b>243</b>	<b>224</b>
Steals per game	8.7	8.0
<b>Blocks</b>	<b>120</b>	<b>69</b>
Blocks per game	4.3	2.5
<b>Winning streak</b>	<b>1</b>	<b>-</b>
Home win streak	1	-
<b>Attendance</b>	<b>66266</b>	<b>39575</b>
Home games-Avg/Game	13-5097	11-3598
Neutral site-Avg/Game	-	4-1748

Team Results

Date	Opponent		Score	Att.
11/07/2024	Memphis	W	100-56	4971
11/10/2024	Alcorn	W	73-45	4504
11/13/2024	Alabama St.	W	83-29	6585
11/17/2024	Chattanooga	W	69-44	4037
11/20/2024	Mercer	W	81-44	4003
11/24/2024	vs Jacksonville	W	80-35	1310
11/28/2024	vs Utah	W	66-62	802
11/29/2024	vs South Fla.	W	59-52	1034
12/04/2024	at Georgia Tech	L	75-78	1514
12/08/2024	at Chicago St.	W	102-42	235
12/14/2024	vs Belmont	W	73-70	3846
12/17/2024	at ULM	W	78-70	1095
12/20/2024	at UMES	W	70-52	400
12/29/2024	South Carolina St.	W	95-47	4271
01/02/2025	at Kentucky	L	69-91	4493
01/05/2025	South Carolina	L	68-95	6164
01/09/2025	Oklahoma	W	81-77	4316
01/12/2025	at Georgia	W	79-68	3410
01/16/2025	at Tennessee	L	73-86	9018
01/19/2025	Ole Miss	L	63-71	6925
01/23/2025	Auburn	W	96-56	4652
01/27/2025	at Missouri	L	77-78	2514
02/02/2025	at LSU	L	67-81	11275
02/06/2025	Arkansas	W	78-55	6588
02/09/2025	Alabama	L	60-80	4554
02/13/2025	at Vanderbilt	Wot2	85-77	3577
02/16/2025	at Florida	L	66-69	2044
02/23/2025	Texas A&M	W	81-55	4696



2024-25 Mississippi St. Women's Basketball  
 Combined Team Statistics  
 Non Conference games

Game Records

Record	Overall	Home	Away	Neutral
ALL GAMES	13-1	6-0	3-1	4-0
CONFERENCE	0-0	0-0	0-0	0-0
NON-CONFERENCE	13-1	6-0	3-1	4-0

Score by Periods

Team	1st	2nd	3rd	4th	OT	TOT
Mississippi St.	286	262	290	266	0	1104
Opponents	179	168	170	209	0	726

Team Box Score

No.	Player	Total			3-Point			F-Throw		Rebounds				Other Stats								
		GP-GS	MIN	AVG	FG-FGA	FG%	3FG-3FGA	3FG%	FT-FTA	FT%	OFF	DEF	TOT	AVG	PF	DQ	A	TO	BLK	STL	PTS	AVG
2	JORDAN, Jerkaila	14-14	400:54	28.6	82-194	.423	14-63	.222	26-36	.722	25	70	95	6.8	26	0	38	21	15	21	204	14.6
4	RUSSELL, Eniya	14-13	366:07	26.2	76-154	.494	16-58	.276	19-31	.613	10	60	70	5.0	29	0	61	46	4	10	187	13.4
15	OKOT, Madina	14-14	304:02	21.7	81-110	.736	0-0	.000	21-34	.618	54	73	127	9.1	31	0	7	39	13	17	183	13.1
21	POWE, Debreasha	12-12	376:30	31.4	42-88	.477	29-60	.483	8-11	.727	11	33	44	3.7	17	0	18	12	11	14	121	10.1
1	MCPHAUL, Destiney	12-1	274:16	22.9	30-57	.526	10-25	.400	20-28	.714	1	32	33	2.8	21	0	30	22	2	17	90	7.5
0	DESHIELDS, Denim	14-14	386:29	27.6	21-64	.328	10-32	.313	22-26	.846	8	17	25	1.8	22	0	58	39	2	18	74	5.3
5	PRATER, Chandler	14-2	257:17	18.4	26-59	.441	10-24	.417	11-14	.786	11	49	60	4.3	23	1	21	25	3	9	73	5.2
24	MONTAGUE, Quanirah	14-0	169:03	12.1	31-64	.484	0-7	.000	7-14	.500	23	37	60	4.3	17	0	8	11	4	8	69	4.9
3	WARD, Terren	11-0	99:16	9.0	14-35	.400	3-14	.214	14-17	.824	7	20	27	2.5	8	0	2	5	3	3	45	4.1
14	THOMAS, Kayla	14-0	113:45	8.1	16-25	.640	0-0	.000	8-9	.889	15	5	20	1.4	8	0	2	3	7	1	40	2.9
6	EDWARDS, Shakirah	8-0	41:39	5.2	4-10	.400	2-6	.333	2-2	1.000	1	3	4	0.5	3	0	5	5	3	2	12	1.5
8	CARRIERE, Anaisha	6-0	10:38	1.8	2-6	.333	1-4	.250	1-3	.333	2	0	2	0.3	1	0	0	1	0	0	6	1.0
Team											19	23	42									
<b>Total</b>		<b>14</b>	<b>2800</b>		<b>425-866</b>	<b>.491</b>	<b>95-293</b>	<b>.324</b>	<b>159-225</b>	<b>.707</b>	<b>187</b>	<b>422</b>	<b>609</b>	<b>43.5</b>	<b>206</b>	<b>1</b>	<b>250</b>	<b>229</b>	<b>67</b>	<b>120</b>	<b>1104</b>	<b>78.9</b>
<b>Opponents</b>		<b>14</b>	<b>2800</b>		<b>257-799</b>	<b>.322</b>	<b>79-323</b>	<b>.245</b>	<b>133-188</b>	<b>.707</b>	<b>136</b>	<b>283</b>	<b>419</b>	<b>29.9</b>	<b>244</b>	<b>5</b>	<b>139</b>	<b>261</b>	<b>24</b>	<b>100</b>	<b>726</b>	<b>51.9</b>

Team Statistics

	MS	OPP
<b>Scoring</b>	<b>1104</b>	<b>726</b>
Points per game	78.9	51.9
Scoring margin	+27.0	-
<b>Field goals-att</b>	<b>425-866</b>	<b>257-799</b>
Field goal pct	.491	.322
<b>3 point fg-att</b>	<b>95-293</b>	<b>79-323</b>
3-point FG pct	.324	.245
3-pt FG made per game	6.8	5.6
<b>Free throws-att</b>	<b>159-225</b>	<b>133-188</b>
Free throw pct	.707	.707
F-Throws made per game	11.4	9.5
<b>Rebounds</b>	<b>609</b>	<b>419</b>
Rebounds per game	43.5	29.9
Rebounding margin	+13.6	-
<b>Assists</b>	<b>250</b>	<b>139</b>
Assists per game	17.9	9.9
<b>Turnovers</b>	<b>229</b>	<b>261</b>
Turnovers per game	16.4	18.6
Turnover margin	+2.3	-
Assist/turnover ratio	1.1	0.5
<b>Steals</b>	<b>120</b>	<b>100</b>
Steals per game	8.6	7.1
<b>Blocks</b>	<b>67</b>	<b>24</b>
Blocks per game	4.8	1.7
<b>Winning streak</b>	<b>5</b>	<b>-</b>
Home win streak	6	-
<b>Attendance</b>	<b>28371</b>	<b>3244</b>
Home games-Avg/Game	6-4729	4-811
Neutral site-Avg/Game	-	4-1748

Team Results

Date	Opponent	Score	Att.
11/07/2024	Memphis	W 100-56	4971
11/10/2024	Alcorn	W 73-45	4504
11/13/2024	Alabama St.	W 83-29	6585
11/17/2024	Chattanooga	W 69-44	4037
11/20/2024	Mercer	W 81-44	4003
11/24/2024	vs Jacksonville	W 80-35	1310
11/28/2024	vs Utah	W 66-62	802
11/29/2024	vs South Fla.	W 59-52	1034
12/04/2024	at Georgia Tech	L 75-78	1514
12/08/2024	at Chicago St.	W 102-42	235
12/14/2024	vs Belmont	W 73-70	3846
12/17/2024	at ULM	W 78-70	1095
12/20/2024	at UMES	W 70-52	400
12/29/2024	South Carolina St.	W 95-47	4271



2024-25 Mississippi St. Women's Basketball  
Combined Team Statistics  
In Conference games

Game Records

Record	Overall	Home	Away	Neutral
ALL GAMES	6-8	4-3	2-5	0-0
CONFERENCE	6-8	4-3	2-5	0-0
NON-CONFERENCE	0-0	0-0	0-0	0-0

Score by Periods

Team	1st	2nd	3rd	4th	OT	TOT
Mississippi St.	241	258	283	241	20	1043
Opponents	255	244	264	264	12	1039

Team Box Score

No.	Player	GP-GS		MIN		AVG		Total		3-Point		F-Throw		Rebounds				Other				PTS	AVG
		GP	GS	MIN	AVG	FG-FGA	FG%	3FG-3FGA	3FG%	FT-FTA	FT%	OFF	DEF	TOT	AVG	PF	DQ	A	TO	BLK	STL		
2	JORDAN, Jerkaila	14	14	437:45	31.3	89-211	.422	18-54	.333	50-72	.694	24	46	70	5.0	31	0	19	34	5	34	246	17.6
4	RUSSELL, Eniya	14	8	376:49	26.9	48-141	.340	20-58	.345	27-42	.643	12	53	65	4.6	27	0	44	46	1	10	143	10.2
15	OKOT, Madina	14	14	315:35	22.5	63-108	.583	0-0	.000	11-22	.500	50	93	143	10.2	42	2	13	35	16	17	137	9.8
21	POWE, Debreasha	14	14	404:26	28.9	41-110	.373	31-84	.369	5-6	.833	9	26	35	2.5	22	0	15	12	8	9	118	8.4
1	MCPHAUL, Destiney	13	0	289:54	22.3	40-90	.444	10-30	.333	19-21	.905	11	26	37	2.8	28	1	35	22	3	14	109	8.4
5	PRATER, Chandler	14	6	347:26	24.8	39-96	.406	6-28	.214	14-16	.875	18	39	57	4.1	22	0	17	29	4	9	98	7.0
0	DESHIELDS, Denim	14	14	388:30	27.8	34-92	.370	12-40	.300	16-19	.842	7	18	25	1.8	27	0	38	35	2	19	96	6.9
24	MONTAGUE, Quanirah	14	0	162:37	11.6	29-47	.617	0-3	.000	10-15	.667	25	29	54	3.9	16	0	7	11	11	10	68	4.9
3	WARD, Terren	2	0	13:38	6.8	2-3	.667	0-1	.000	0-0	.000	3	0	3	1.5	3	0	0	1	1	0	4	2.0
14	THOMAS, Kayla	14	0	101:21	7.2	9-16	.563	0-0	.000	4-7	.571	10	8	18	1.3	16	0	4	8	2	1	22	1.6
8	CARRIERE, Anaisha	3	0	04:18	1.4	1-1	1.000	0-0	.000	0-0	.000	0	0	0	0.0	0	0	0	0	0	0	2	0.7
6	EDWARDS, Shakirah	3	0	07:40	2.6	0-0	.000	0-0	.000	0-0	.000	0	1	1	0.3	0	0	0	0	0	0	0	0.0
Team												25	21	46				3					
<b>Total</b>		<b>14</b>		<b>2850</b>		<b>395-915</b>	<b>.432</b>	<b>97-298</b>	<b>.326</b>	<b>156-220</b>	<b>.709</b>	<b>194</b>	<b>360</b>	<b>554</b>	<b>39.6</b>	<b>234</b>	<b>3</b>	<b>192</b>	<b>236</b>	<b>53</b>	<b>123</b>	<b>1043</b>	<b>74.5</b>
<b>Opponents</b>		<b>14</b>		<b>2850</b>		<b>374-860</b>	<b>.435</b>	<b>106-281</b>	<b>.377</b>	<b>185-238</b>	<b>.777</b>	<b>146</b>	<b>353</b>	<b>499</b>	<b>35.6</b>	<b>222</b>	<b>2</b>	<b>219</b>	<b>224</b>	<b>45</b>	<b>124</b>	<b>1039</b>	<b>74.2</b>

Team Statistics

	MS	OPP
<b>Scoring</b>	<b>1043</b>	<b>1039</b>
Points per game	74.5	74.2
Scoring margin	+0.3	-
<b>Field goals-att</b>	<b>395-915</b>	<b>374-860</b>
Field goal pct	.432	.435
<b>3 point fg-att</b>	<b>97-298</b>	<b>106-281</b>
3-point FG pct	.326	.377
3-pt FG made per game	6.9	7.6
<b>Free throws-att</b>	<b>156-220</b>	<b>185-238</b>
Free throw pct	.709	.777
F-Throws made per game	11.1	13.2
<b>Rebounds</b>	<b>554</b>	<b>499</b>
Rebounds per game	39.6	35.6
Rebounding margin	+3.9	-
<b>Assists</b>	<b>192</b>	<b>219</b>
Assists per game	13.7	15.6
<b>Turnovers</b>	<b>236</b>	<b>224</b>
Turnovers per game	16.9	16.0
Turnover margin	-0.9	-
Assist/turnover ratio	0.8	1.0
<b>Steals</b>	<b>123</b>	<b>124</b>
Steals per game	8.8	8.9
<b>Blocks</b>	<b>53</b>	<b>45</b>
Blocks per game	3.8	3.2
<b>Winning streak</b>	<b>1</b>	<b>-</b>
Home win streak	1	-
<b>Attendance</b>	<b>37895</b>	<b>36331</b>
Home games-Avg/Game	7-5414	7-5190
Neutral site-Avg/Game	-	0-0

Team Results

Date	Opponent		Score	Att.
01/02/2025	at Kentucky	L	69-91	4493
01/05/2025	South Carolina	L	68-95	6164
01/09/2025	Oklahoma	W	81-77	4316
01/12/2025	at Georgia	W	79-68	3410
01/16/2025	at Tennessee	L	73-86	9018
01/19/2025	Ole Miss	L	63-71	6925
01/23/2025	Auburn	W	96-56	4652
01/27/2025	at Missouri	L	77-78	2514
02/02/2025	at LSU	L	67-81	11275
02/06/2025	Arkansas	W	78-55	6588
02/09/2025	Alabama	L	60-80	4554
02/13/2025	at Vanderbilt	Wot2	85-77	3577
02/16/2025	at Florida	L	66-69	2044
02/23/2025	Texas A&M	W	81-55	4696



2024-25 Mississippi St. Women's Basketball  
 Combined Team Statistics  
 Home games

Game Records

Record	Overall	Home	Away	Neutral
ALL GAMES	10-3	10-3	0-0	0-0
CONFERENCE	4-3	4-3	0-0	0-0
NON-CONFERENCE	6-0	6-0	0-0	0-0

Score by Periods

Team	1st	2nd	3rd	4th	OT	TOT
Mississippi St.	270	224	297	237	0	1028
Opponents	183	176	186	209	0	754

Team Box Score

No.	Player	Total			3-Point			F-Throw		Rebounds				Other								
		GP-GS	MIN	AVG	FG-FGA	FG%	3FG-3FGA	3FG%	FT-FTA	FT%	OFF	DEF	TOT	AVG	PF	DQ	A	TO	BLK	STL	PTS	AVG
2	JORDAN, Jerkaila	13-13	363:17	27.9	71-174	.408	11-47	.234	30-36	.833	27	56	83	6.4	20	0	36	20	4	32	183	14.1
4	RUSSELL, Eniya	13-10	339:59	26.2	58-132	.439	20-52	.385	31-46	.674	8	51	59	4.5	24	0	43	46	1	14	167	12.8
15	OKOT, Madina	13-13	282:55	21.8	64-98	.653	0-0	.000	18-30	.600	47	77	124	9.5	34	1	11	34	12	20	146	11.2
21	POWE, Debreasha	12-12	354:21	29.5	47-101	.465	31-69	.449	4-6	.667	13	31	44	3.7	18	0	18	10	8	12	129	10.8
1	MCPHAUL, Destiney	13-0	290:26	22.3	48-83	.578	15-29	.517	14-18	.778	4	30	34	2.6	25	1	27	22	2	21	125	9.6
5	PRATER, Chandler	13-4	267:42	20.6	31-74	.419	7-25	.280	11-12	.917	10	42	52	4.0	23	1	16	27	1	11	80	6.2
0	DESHIELDS, Denim	13-13	326:44	25.1	24-63	.381	8-28	.286	19-20	.950	8	14	22	1.7	18	0	44	23	2	22	75	5.8
3	WARD, Terren	6-0	65:39	10.9	11-23	.478	3-9	.333	7-9	.778	6	12	18	3.0	3	0	1	3	4	1	32	5.3
24	MONTAGUE, Quanirah	13-0	152:56	11.8	19-41	.463	0-5	.000	5-8	.625	16	23	39	3.0	17	0	7	10	8	5	43	3.3
14	THOMAS, Kayla	13-0	112:03	8.6	13-20	.650	0-0	.000	10-11	.909	12	7	19	1.5	12	0	3	4	6	2	36	2.8
8	CARRIERE, Anaisha	8-0	14:03	1.8	3-7	.429	1-4	.250	1-3	.333	2	0	2	0.3	1	0	0	1	0	0	8	1.0
6	EDWARDS, Shakirah	7-0	29:52	4.3	2-5	.400	0-1	.000	0-0	.000	0	3	3	0.4	3	0	5	3	2	0	4	0.6
Team											17	10	27				1					
<b>Total</b>		<b>13</b>	<b>2600</b>		<b>391-821</b>	<b>.476</b>	<b>96-269</b>	<b>.357</b>	<b>150-199</b>	<b>.754</b>	<b>170</b>	<b>356</b>	<b>526</b>	<b>40.5</b>	<b>198</b>	<b>3</b>	<b>211</b>	<b>204</b>	<b>50</b>	<b>140</b>	<b>1028</b>	<b>79.1</b>
<b>Opponents</b>		<b>13</b>	<b>2600</b>		<b>276-725</b>	<b>.381</b>	<b>70-249</b>	<b>.281</b>	<b>132-186</b>	<b>.710</b>	<b>120</b>	<b>283</b>	<b>403</b>	<b>31.0</b>	<b>206</b>	<b>2</b>	<b>158</b>	<b>249</b>	<b>26</b>	<b>98</b>	<b>754</b>	<b>58.0</b>

Team Statistics

	MS	OPP
<b>Scoring</b>	<b>1028</b>	<b>754</b>
Points per game	79.1	58.0
Scoring margin	+21.1	-
<b>Field goals-att</b>	<b>391-821</b>	<b>276-725</b>
Field goal pct	.476	.381
<b>3 point fg-att</b>	<b>96-269</b>	<b>70-249</b>
3-point FG pct	.357	.281
3-pt FG made per game	7.4	5.4
<b>Free throws-att</b>	<b>150-199</b>	<b>132-186</b>
Free throw pct	.754	.710
F-Throws made per game	11.5	10.2
<b>Rebounds</b>	<b>526</b>	<b>403</b>
Rebounds per game	40.5	31.0
Rebounding margin	+9.5	-
<b>Assists</b>	<b>211</b>	<b>158</b>
Assists per game	16.2	12.2
<b>Turnovers</b>	<b>204</b>	<b>249</b>
Turnovers per game	15.7	19.2
Turnover margin	+3.5	-
Assist/turnover ratio	1.0	0.6
<b>Steals</b>	<b>140</b>	<b>98</b>
Steals per game	10.8	7.5
<b>Blocks</b>	<b>50</b>	<b>26</b>
Blocks per game	3.8	2.0
<b>Winning streak</b>	<b>1</b>	<b>-</b>
Home win streak	1	-
<b>Attendance</b>	<b>66266</b>	<b>0</b>
Home games-Avg/Game	13-5097	0-0
Neutral site-Avg/Game	-	0-0

Team Results

Date	Opponent		Score	Att.
11/07/2024	Memphis	W	100-56	4971
11/10/2024	Alcorn	W	73-45	4504
11/13/2024	Alabama St.	W	83-29	6585
11/17/2024	Chattanooga	W	69-44	4037
11/20/2024	Mercer	W	81-44	4003
12/29/2024	South Carolina St.	W	95-47	4271
01/05/2025	South Carolina	L	68-95	6164
01/09/2025	Oklahoma	W	81-77	4316
01/19/2025	Ole Miss	L	63-71	6925
01/23/2025	Auburn	W	96-56	4652
02/06/2025	Arkansas	W	78-55	6588
02/09/2025	Alabama	L	60-80	4554
02/23/2025	Texas A&M	W	81-55	4696



2024-25 Mississippi St. Women's Basketball  
 Combined Team Statistics  
 Away games

Game Records

Record	Overall	Home	Away	Neutral
ALL GAMES	5-6	0-0	5-6	0-0
CONFERENCE	2-5	0-0	2-5	0-0
NON-CONFERENCE	3-1	0-0	3-1	0-0

Score by Periods

Team	1st	2nd	3rd	4th	OT	TOT
Mississippi St.	192	233	207	189	20	841
Opponents	196	190	198	196	12	792

Team Box Score

No.	Player				Total			3-Point			F-Throw		Rebounds											
		GP-GS	MIN	AVG	FG-FGA	FG%	3FG-3FGA	3FG%	FT-FTA	FT%	OFF	DEF	TOT	AVG	PF	DQ	A	TO	BLK	STL	PTS	AVG		
2	JORDAN, Jerkaila	11-11	345:34	31.4	73-167	.437	19-50	.380	37-57	.649	15	34	49	4.5	28	0	13	28	14	18	202	18.4		
15	OKOT, Madina	11-11	249:47	22.7	61-96	.635	0-0	.000	9-18	.500	42	69	111	10.1	28	1	9	24	13	13	131	11.9		
4	RUSSELL, Eniya	11-7	289:42	26.3	45-119	.378	15-54	.278	12-19	.632	12	47	59	5.4	23	0	49	39	2	6	117	10.6		
21	POWE, Debreasha	10-10	296:16	29.6	27-70	.386	20-52	.385	5-5	1.000	4	18	22	2.2	16	0	12	10	7	6	79	7.9		
5	PRATER, Chandler	11-4	278:52	25.4	33-73	.452	8-25	.320	12-14	.857	15	38	53	4.8	14	0	21	19	5	4	86	7.8		
0	DESHIELDS, Denim	11-11	343:04	31.2	28-77	.364	12-35	.343	8-12	.667	6	13	19	1.7	20	0	36	39	2	12	76	6.9		
1	MCPHAUL, Destiney	8-1	189:58	23.7	15-50	.300	5-23	.217	17-21	.810	8	20	28	3.5	15	0	28	17	3	7	52	6.5		
24	MONTAGUE, Quanirah	11-0	131:48	12.0	28-44	.636	0-2	.000	9-17	.529	20	33	53	4.8	12	0	5	8	7	10	65	5.9		
3	WARD, Terren	3-0	30:57	10.3	4-8	.500	0-3	.000	0-0	.000	2	3	5	1.7	5	0	1	0	0	1	8	2.7		
6	EDWARDS, Shakirah	3-0	15:11	5.1	2-4	.500	2-4	.500	2-2	1.000	1	1	2	0.7	0	0	0	2	0	2	8	2.7		
14	THOMAS, Kayla	11-0	78:52	7.2	8-14	.571	0-0	.000	1-4	.250	7	4	11	1.0	11	0	3	7	2	0	17	1.5		
Team											24	24	48					2						
<b>Total</b>		<b>11</b>	<b>2250</b>		<b>324-722</b>	<b>.449</b>	<b>81-248</b>	<b>.327</b>	<b>112-169</b>	<b>.663</b>	<b>156</b>	<b>304</b>	<b>460</b>	<b>41.8</b>	<b>172</b>	<b>1</b>	<b>177</b>	<b>195</b>	<b>55</b>	<b>79</b>	<b>841</b>	<b>76.5</b>		
<b>Opponents</b>		<b>11</b>	<b>2250</b>		<b>281-710</b>	<b>.396</b>	<b>93-260</b>	<b>.358</b>	<b>137-171</b>	<b>.801</b>	<b>129</b>	<b>263</b>	<b>392</b>	<b>35.6</b>	<b>179</b>	<b>1</b>	<b>153</b>	<b>168</b>	<b>37</b>	<b>103</b>	<b>792</b>	<b>72.0</b>		

Team Statistics

	MS	OPP
<b>Scoring</b>	<b>841</b>	<b>792</b>
Points per game	76.5	72.0
Scoring margin	+4.5	-
<b>Field goals-att</b>	<b>324-722</b>	<b>281-710</b>
Field goal pct	.449	.396
<b>3 point fg-att</b>	<b>81-248</b>	<b>93-260</b>
3-point FG pct	.327	.358
3-pt FG made per game	7.4	8.5
<b>Free throws-att</b>	<b>112-169</b>	<b>137-171</b>
Free throw pct	.663	.801
F-Throws made per game	10.2	12.5
<b>Rebounds</b>	<b>460</b>	<b>392</b>
Rebounds per game	41.8	35.6
Rebounding margin	+6.2	-
<b>Assists</b>	<b>177</b>	<b>153</b>
Assists per game	16.1	13.9
<b>Turnovers</b>	<b>195</b>	<b>168</b>
Turnovers per game	17.7	15.3
Turnover margin	-2.5	-
Assist/turnover ratio	0.9	0.9
<b>Steals</b>	<b>79</b>	<b>103</b>
Steals per game	7.2	9.4
<b>Blocks</b>	<b>55</b>	<b>37</b>
Blocks per game	5.0	3.4
<b>Winning streak</b>	<b>0</b>	<b>-</b>
Home win streak	0	-
<b>Attendance</b>	<b>0</b>	<b>39575</b>
Home games-Avg/Game	0-0	11-3598
Neutral site-Avg/Game	-	0-0

Team Results

Date	Opponent		Score	Att.
12/04/2024	at Georgia Tech	L	75-78	1514
12/08/2024	at Chicago St.	W	102-42	235
12/17/2024	at ULM	W	78-70	1095
12/20/2024	at UMES	W	70-52	400
01/02/2025	at Kentucky	L	69-91	4493
01/12/2025	at Georgia	W	79-68	3410
01/16/2025	at Tennessee	L	73-86	9018
01/27/2025	at Missouri	L	77-78	2514
02/02/2025	at LSU	L	67-81	11275
02/13/2025	at Vanderbilt	Wot2	85-77	3577
02/16/2025	at Florida	L	66-69	2044





2024-25 Mississippi St. Women's Basketball  
 Combined Team Statistics  
 Neutral games

Game Records

Record	Overall	Home	Away	Neutral
ALL GAMES	4-0	0-0	0-0	4-0
CONFERENCE	0-0	0-0	0-0	0-0
NON-CONFERENCE	4-0	0-0	0-0	4-0

Score by Periods

Team	1st	2nd	3rd	4th	OT	TOT
Mississippi St.	65	63	69	81	0	278
Opponents	55	46	50	68	0	219

Team Box Score

No.	Player	Total			3-Point			F-Throw		Rebounds				Other				PTS	AVG			
		GP-GS	MIN	AVG	FG-FGA	FG%	3FG-3FGA	3FG%	FT-FTA	FT%	OFF	DEF	TOT	AVG	PF	DQ	A			TO	BLK	STL
2	JORDAN, Jerkaila	4-4	129:48	32.5	27-64	.422	2-20	.100	9-15	.600	7	26	33	8.3	9	0	8	7	2	5	65	16.3
4	RUSSELL, Eniya	4-4	113:15	28.3	21-44	.477	1-10	.100	3-8	.375	2	15	17	4.3	9	0	13	7	2	0	46	11.5
15	OKOT, Madina	4-4	86:55	21.7	19-24	.792	0-0	.000	5-8	.625	15	20	35	8.8	11	0	0	16	4	1	43	10.8
21	POWE, Debreasha	4-4	130:20	32.6	9-27	.333	9-23	.391	4-6	.667	3	10	13	3.3	5	0	3	4	4	5	31	7.8
24	MONTAGUE, Qunirah	4-0	46:56	11.7	13-26	.500	0-3	.000	3-4	.750	12	10	22	5.5	4	0	3	4	0	3	29	7.3
1	MCPHAUL, Destiney	4-0	83:46	20.9	7-14	.500	0-3	.000	8-10	.800	0	8	8	2.0	9	0	10	5	0	3	22	5.5
0	DESHIELDS, Denim	4-4	105:11	26.3	3-16	.188	2-9	.222	11-13	.846	1	8	9	2.3	11	0	16	12	0	3	19	4.8
3	WARD, Terren	4-0	16:18	4.1	1-7	.143	0-3	.000	7-8	.875	2	5	7	1.8	3	0	0	3	0	1	9	2.3
14	THOMAS, Kayla	4-0	24:11	6.0	4-7	.571	0-0	.000	1-1	1.000	6	2	8	2.0	1	0	0	0	1	0	9	2.3
5	PRATER, Chandler	4-0	58:10	14.5	1-8	.125	1-2	.500	2-4	.500	4	8	12	3.0	8	0	1	8	1	3	5	1.3
6	EDWARDS, Shakirah	1-0	04:16	4.3	0-1	.000	0-1	.000	0-0	.000	0	0	0	0.0	0	0	0	0	1	0	0	0.0
8	CARRIERE, Anaisha	1-0	00:53	0.9	0-0	.000	0-0	.000	0-0	.000	0	0	0	0.0	0	0	0	0	0	0	0	0.0
Team											3	10	13									
<b>Total</b>		<b>4</b>	<b>800</b>		<b>105-238</b>	<b>.441</b>	<b>15-74</b>	<b>.203</b>	<b>53-77</b>	<b>.688</b>	<b>55</b>	<b>122</b>	<b>177</b>	<b>44.3</b>	<b>70</b>	<b>0</b>	<b>54</b>	<b>66</b>	<b>15</b>	<b>24</b>	<b>278</b>	<b>69.5</b>
<b>Opponents</b>		<b>4</b>	<b>800</b>		<b>74-224</b>	<b>.330</b>	<b>22-95</b>	<b>.232</b>	<b>49-69</b>	<b>.710</b>	<b>33</b>	<b>90</b>	<b>123</b>	<b>30.8</b>	<b>81</b>	<b>4</b>	<b>47</b>	<b>68</b>	<b>6</b>	<b>23</b>	<b>219</b>	<b>54.8</b>

Team Statistics

	MS	OPP
<b>Scoring</b>	<b>278</b>	<b>219</b>
Points per game	69.5	54.8
Scoring margin	+14.8	-
<b>Field goals-att</b>	<b>105-238</b>	<b>74-224</b>
Field goal pct	.441	.330
<b>3 point fg-att</b>	<b>15-74</b>	<b>22-95</b>
3-point FG pct	.203	.232
3-pt FG made per game	3.8	5.5
<b>Free throws-att</b>	<b>53-77</b>	<b>49-69</b>
Free throw pct	.688	.710
F-Throws made per game	13.3	12.3
<b>Rebounds</b>	<b>177</b>	<b>123</b>
Rebounds per game	44.3	30.8
Rebounding margin	+13.5	-
<b>Assists</b>	<b>54</b>	<b>47</b>
Assists per game	13.5	11.8
<b>Turnovers</b>	<b>66</b>	<b>68</b>
Turnovers per game	16.5	17.0
Turnover margin	+0.5	-
Assist/turnover ratio	0.8	0.7
<b>Steals</b>	<b>24</b>	<b>23</b>
Steals per game	6.0	5.8
<b>Blocks</b>	<b>15</b>	<b>6</b>
Blocks per game	3.8	1.5
<b>Winning streak</b>	<b>4</b>	<b>-</b>
Home win streak	0	-
<b>Attendance</b>	<b>0</b>	<b>0</b>
Home games-Avg/Game	0-0	0-0
Neutral site-Avg/Game	-	4-1748

Team Results

Date	Opponent	Result	Score	Att.
11/24/2024	vs Jacksonville	W	80-35	1310
11/28/2024	vs Utah	W	66-62	802
11/29/2024	vs South Fla.	W	59-52	1034
12/14/2024	vs Belmont	W	73-70	3846



2024-25 Mississippi St. Women's Basketball  
 Combined Team Statistics  
 Won games

Game Records

Record	Overall	Home	Away	Neutral
ALL GAMES	19-0	10-0	5-0	4-0
CONFERENCE	6-0	4-0	2-0	0-0
NON-CONFERENCE	13-0	6-0	3-0	4-0

Score by Periods

Team	1st	2nd	3rd	4th	OT	TOT
Mississippi St.	379	366	401	363	20	1529
Opponents	255	223	251	295	12	1036

Team Box Score

No.	Player	Total			3-Point			F-Throw		Rebounds				Other Stats								
		GP-GS	MIN	AVG	FG-FGA	FG%	3FG-3FGA	3FG%	FT-FTA	FT%	OFF	DEF	TOT	AVG	PF	DQ	A	TO	BLK	STL	PTS	AVG
2	JORDAN, Jerkaila	19-19	548:06	28.8	112-266	.421	15-75	.200	40-57	.702	39	89	128	6.7	37	0	49	32	17	34	279	14.7
15	OKOT, Madina	19-19	426:17	22.4	117-164	.713	0-0	.000	30-47	.638	82	117	199	10.5	49	0	15	52	17	26	264	13.9
4	RUSSELL, Eniya	19-15	505:20	26.6	88-203	.433	27-85	.318	31-52	.596	13	77	90	4.7	32	0	77	54	4	14	234	12.3
21	POWE, Debreasha	17-17	522:09	30.7	61-138	.442	44-102	.431	9-13	.692	14	43	57	3.4	27	0	25	16	16	16	175	10.3
1	MCPHAUL, Destiney	18-1	386:30	21.5	48-89	.539	16-38	.421	22-30	.733	5	38	43	2.4	33	0	37	32	3	23	134	7.4
5	PRATER, Chandler	19-5	387:06	20.4	41-96	.427	16-39	.410	18-22	.818	20	63	83	4.4	30	1	27	40	5	13	116	6.1
0	DESHIELDS, Denim	19-19	521:02	27.4	35-102	.343	12-49	.245	34-38	.895	13	26	39	2.1	34	0	74	47	3	29	116	6.1
24	MONTAGUE, Quanirah	19-0	232:30	12.2	42-86	.488	0-9	.000	10-20	.500	37	52	89	4.7	23	0	15	14	10	13	94	4.9
3	WARD, Terren	11-0	99:16	9.0	14-35	.400	3-14	.214	14-17	.824	7	20	27	2.5	8	0	2	5	3	3	45	4.1
14	THOMAS, Kayla	19-0	159:56	8.4	21-31	.677	0-0	.000	10-11	.909	21	9	30	1.6	17	0	3	7	8	2	52	2.7
6	EDWARDS, Shakirah	9-0	46:47	5.2	4-10	.400	2-6	.333	2-2	1.000	1	4	5	0.6	3	0	5	5	3	2	12	1.3
8	CARRIERE, Anaisha	9-0	14:56	1.7	3-7	.429	1-4	.250	1-3	.333	2	0	2	0.2	1	0	0	1	0	0	8	0.9
Team											23	27	50				1					
<b>Total</b>		<b>19</b>	<b>3850</b>		<b>586-1227</b>	<b>.478</b>	<b>136-421</b>	<b>.323</b>	<b>221-312</b>	<b>.708</b>	<b>277</b>	<b>565</b>	<b>842</b>	<b>44.3</b>	<b>294</b>	<b>1</b>	<b>329</b>	<b>306</b>	<b>89</b>	<b>175</b>	<b>1529</b>	<b>80.5</b>
<b>Opponents</b>		<b>19</b>	<b>3850</b>		<b>368-1086</b>	<b>.339</b>	<b>99-400</b>	<b>.248</b>	<b>201-280</b>	<b>.718</b>	<b>179</b>	<b>409</b>	<b>588</b>	<b>30.9</b>	<b>332</b>	<b>7</b>	<b>210</b>	<b>359</b>	<b>33</b>	<b>143</b>	<b>1036</b>	<b>54.5</b>

Team Statistics

	MS	OPP
<b>Scoring</b>	<b>1529</b>	<b>1036</b>
Points per game	80.5	54.5
Scoring margin	+25.9	-
<b>Field goals-att</b>	<b>586-1227</b>	<b>368-1086</b>
Field goal pct	.478	.339
<b>3 point fg-att</b>	<b>136-421</b>	<b>99-400</b>
3-point FG pct	.323	.248
3-pt FG made per game	7.2	5.2
<b>Free throws-att</b>	<b>221-312</b>	<b>201-280</b>
Free throw pct	.708	.718
F-Throws made per game	11.6	10.6
<b>Rebounds</b>	<b>842</b>	<b>588</b>
Rebounds per game	44.3	30.9
Rebounding margin	+13.4	-
<b>Assists</b>	<b>329</b>	<b>210</b>
Assists per game	17.3	11.1
<b>Turnovers</b>	<b>306</b>	<b>359</b>
Turnovers per game	16.1	18.9
Turnover margin	+2.8	-
Assist/turnover ratio	1.1	0.6
<b>Steals</b>	<b>175</b>	<b>143</b>
Steals per game	9.2	7.5
<b>Blocks</b>	<b>89</b>	<b>33</b>
Blocks per game	4.7	1.7
<b>Winning streak</b>	<b>19</b>	<b>-</b>
Home win streak	10	-
<b>Attendance</b>	<b>48623</b>	<b>8717</b>
Home games-Avg/Game	10-4862	5-1743
Neutral site-Avg/Game	-	4-1748

Team Results

Date	Opponent	Score	Att.
11/07/2024	Memphis	W 100-56	4971
11/10/2024	Alcorn	W 73-45	4504
11/13/2024	Alabama St.	W 83-29	6585
11/17/2024	Chattanooga	W 69-44	4037
11/20/2024	Mercer	W 81-44	4003
11/24/2024	vs Jacksonville	W 80-35	1310
11/28/2024	vs Utah	W 66-62	802
11/29/2024	vs South Fla.	W 59-52	1034
12/08/2024	at Chicago St.	W 102-42	235
12/14/2024	vs Belmont	W 73-70	3846
12/17/2024	at ULM	W 78-70	1095
12/20/2024	at UMES	W 70-52	400
12/29/2024	South Carolina St.	W 95-47	4271
01/09/2025	Oklahoma	W 81-77	4316
01/12/2025	at Georgia	W 79-68	3410
01/23/2025	Auburn	W 96-56	4652
02/06/2025	Arkansas	W 78-55	6588
02/13/2025	at Vanderbilt	Wot2 85-77	3577
02/23/2025	Texas A&M	W 81-55	4696



2024-25 Mississippi St. Women's Basketball  
 Combined Team Statistics  
 Lost games

Game Records

Record	Overall	Home	Away	Neutral
ALL GAMES	0-9	0-3	0-6	0-0
CONFERENCE	0-8	0-3	0-5	0-0
NON-CONFERENCE	0-1	0-0	0-1	0-0

Score by Periods

Team	1st	2nd	3rd	4th	OT	TOT
Mississippi St.	148	154	172	144	0	618
Opponents	179	189	183	178	0	729

Team Box Score

No.	Player	Total			3-Point		F-Throw		Rebounds				Other									
		GP-GS	MIN	AVG	FG-FGA	FG%	3FG-3FGA	3FG%	FT-FTA	FT%	OFF	DEF	TOT	AVG	PF	DQ	A	TO	BLK	STL	PTS	AVG
2	JORDAN, Jerkaila	9-9	290:33	32.3	59-139	.424	17-42	.405	36-51	.706	10	27	37	4.1	20	0	8	23	3	21	171	19.0
4	RUSSELL, Eniya	9-6	237:35	26.4	36-92	.391	9-31	.290	15-21	.714	9	36	45	5.0	24	0	28	38	1	6	96	10.7
1	MCPHAUL, Destiney	7-0	177:40	25.4	22-58	.379	4-17	.235	17-19	.895	7	20	27	3.9	16	1	28	12	2	8	65	9.3
21	POWE, Debreasha	9-9	258:48	28.8	22-60	.367	16-42	.381	4-4	1.000	6	16	22	2.4	12	0	8	8	3	7	64	7.1
15	OKOT, Madina	9-9	193:19	21.5	27-54	.500	0-0	.000	2-9	.222	22	49	71	7.9	24	2	5	22	12	8	56	6.2
5	PRATER, Chandler	9-3	217:37	24.2	24-59	.407	0-13	.000	7-8	.875	9	25	34	3.8	15	0	11	14	2	5	55	6.1
0	DESHIELDS, Denim	9-9	253:57	28.2	20-54	.370	10-23	.435	4-7	.571	2	9	11	1.2	15	0	22	27	1	8	54	6.0
24	MONTAGUE, Quanirah	9-0	99:10	11.0	18-25	.720	0-1	.000	7-9	.778	11	14	25	2.8	10	0	0	8	5	5	43	4.8
3	WARD, Terren	2-0	13:38	6.8	2-3	.667	0-1	.000	0-0	.000	3	0	3	1.5	3	0	0	1	1	0	4	2.0
14	THOMAS, Kayla	9-0	55:10	6.1	4-10	.400	0-0	.000	2-5	.400	4	4	8	0.9	7	0	3	4	1	0	10	1.1
6	EDWARDS, Shakirah	2-0	02:32	1.3	0-0	.000	0-0	.000	0-0	.000	0	0	0	0.0	0	0	0	0	0	0	0	0.0
Team											21	17	38				2					
<b>Total</b>		<b>9</b>	<b>1800</b>		<b>234-554</b>	<b>.422</b>	<b>56-170</b>	<b>.329</b>	<b>94-133</b>	<b>.707</b>	<b>104</b>	<b>217</b>	<b>321</b>	<b>35.7</b>	<b>146</b>	<b>3</b>	<b>113</b>	<b>159</b>	<b>31</b>	<b>68</b>	<b>618</b>	<b>68.7</b>
<b>Opponents</b>		<b>9</b>	<b>1800</b>		<b>263-573</b>	<b>.459</b>	<b>86-204</b>	<b>.422</b>	<b>117-146</b>	<b>.801</b>	<b>103</b>	<b>227</b>	<b>330</b>	<b>36.7</b>	<b>134</b>	<b>0</b>	<b>148</b>	<b>126</b>	<b>36</b>	<b>81</b>	<b>729</b>	<b>81.0</b>

Team Statistics

	MS	OPP
<b>Scoring</b>	<b>618</b>	<b>729</b>
Points per game	68.7	81.0
Scoring margin	-12.3	-
<b>Field goals-att</b>	<b>234-554</b>	<b>263-573</b>
Field goal pct	.422	.459
<b>3 point fg-att</b>	<b>56-170</b>	<b>86-204</b>
3-point FG pct	.329	.422
3-pt FG made per game	6.2	9.6
<b>Free throws-att</b>	<b>94-133</b>	<b>117-146</b>
Free throw pct	.707	.801
F-Throws made per game	10.4	13.0
<b>Rebounds</b>	<b>321</b>	<b>330</b>
Rebounds per game	35.7	36.7
Rebounding margin	-1.0	-
<b>Assists</b>	<b>113</b>	<b>148</b>
Assists per game	12.6	16.4
<b>Turnovers</b>	<b>159</b>	<b>126</b>
Turnovers per game	17.7	14.0
Turnover margin	-3.7	-
Assist/turnover ratio	0.7	1.2
<b>Steals</b>	<b>68</b>	<b>81</b>
Steals per game	7.6	9.0
<b>Blocks</b>	<b>31</b>	<b>36</b>
Blocks per game	3.4	4.0
<b>Winning streak</b>	<b>0</b>	<b>-</b>
Home win streak	0	-
<b>Attendance</b>	<b>17643</b>	<b>30858</b>
Home games-Avg/Game	3-5881	6-5143
Neutral site-Avg/Game	-	0-0

Team Results

Date	Opponent	Score	Att.
12/04/2024	at Georgia Tech	L 75-78	1514
01/02/2025	at Kentucky	L 69-91	4493
01/05/2025	South Carolina	L 68-95	6164
01/16/2025	at Tennessee	L 73-86	9018
01/19/2025	Ole Miss	L 63-71	6925
01/27/2025	at Missouri	L 77-78	2514
02/02/2025	at LSU	L 67-81	11275
02/09/2025	Alabama	L 60-80	4554
02/16/2025	at Florida	L 66-69	2044



**2024-25 Mississippi St. Women's Basketball  
Category Leaders  
All games**

**Points**

##	Player	G	Pts	Pts/G
2	Jordan, Jerkaila	28	450	16.1
4	Russell, Eniya	28	330	11.8
15	Okot, Madina	28	320	11.4
21	Powe, Debreasha	26	239	9.2
1	McPhaul, Destiney	25	199	8.0
5	Prater, Chandler	28	171	6.1
0	DeShields, Denim	28	170	6.1
24	Montague, Quanirah	28	137	4.9
14	Thomas, Kayla	28	62	2.2
3	Ward, Terren	13	49	3.8
6	Edwards, Shakirah	11	12	1.1
8	Carriere, Anaisha	9	8	0.9

**Scoring Average**

##	Player	G	Pts	Pts/G
2	Jordan, Jerkaila	28	450	16.1
4	Russell, Eniya	28	330	11.8
15	Okot, Madina	28	320	11.4
21	Powe, Debreasha	26	239	9.2
1	McPhaul, Destiney	25	199	8.0
5	Prater, Chandler	28	171	6.1
0	DeShields, Denim	28	170	6.1
24	Montague, Quanirah	28	137	4.9
3	Ward, Terren	13	49	3.8
14	Thomas, Kayla	28	62	2.2
6	Edwards, Shakirah	11	12	1.1
8	Carriere, Anaisha	9	8	0.9

**Field Goal Percentage**

##	Player	FG	Att	Pct
15	Okot, Madina	144	218	.661
14	Thomas, Kayla	25	41	.610
24	Montague, Quanirah	60	111	.541
1	McPhaul, Destiney	70	147	.476
8	Carriere, Anaisha	3	7	.429
2	Jordan, Jerkaila	171	405	.422
3	Ward, Terren	16	38	.421
4	Russell, Eniya	124	295	.420
5	Prater, Chandler	65	155	.419
21	Powe, Debreasha	83	198	.419
6	Edwards, Shakirah	4	10	.400
0	DeShields, Denim	55	156	.353

**Field Goal Attempts**

##	Player	G	Att	Att/G
2	Jordan, Jerkaila	28	405	14.5
4	Russell, Eniya	28	295	10.5
15	Okot, Madina	28	218	7.8
21	Powe, Debreasha	26	198	7.6
0	DeShields, Denim	28	156	5.6

**Field Goals Made**

##	Player	G	Made	Made/G
2	Jordan, Jerkaila	28	171	6.1
15	Okot, Madina	28	144	5.1
4	Russell, Eniya	28	124	4.4
21	Powe, Debreasha	26	83	3.2
1	McPhaul, Destiney	25	70	2.8

**3-Point FG Percentage**

##	Player	3FG	Att	Pct
21	Powe, Debreasha	60	144	.417
1	McPhaul, Destiney	20	55	.364
6	Edwards, Shakirah	2	6	.333
4	Russell, Eniya	36	116	.310
5	Prater, Chandler	16	52	.308
0	DeShields, Denim	22	72	.306
2	Jordan, Jerkaila	32	117	.274
8	Carriere, Anaisha	1	4	.250
3	Ward, Terren	3	15	.200

**3-Point FG Attempts**

##	Player	G	Att	Att/G
21	Powe, Debreasha	26	144	5.5
2	Jordan, Jerkaila	28	117	4.2
4	Russell, Eniya	28	116	4.1
0	DeShields, Denim	28	72	2.6
1	McPhaul, Destiney	25	55	2.2

**3-Point FG Made**

##	Player	G	Made	Made/G
21	Powe, Debreasha	26	60	2.3
4	Russell, Eniya	28	36	1.3
2	Jordan, Jerkaila	28	32	1.1
0	DeShields, Denim	28	22	0.8
1	McPhaul, Destiney	25	20	0.8



**2024-25 Mississippi St. Women's Basketball  
Category Leaders  
All games**

Page 2/3  
as of Feb 25, 2025

**Free Throw Percentage**

##	Player	Made	Att	Pct
6	Edwards, Shakirah	2	2	1.000
0	DeShields, Denim	38	45	.844
5	Prater, Chandler	25	30	.833
3	Ward, Terren	14	17	.824
1	McPhaul, Destiney	39	49	.796
21	Powe, Debreasha	13	17	.765
14	Thomas, Kayla	12	16	.750
2	Jordan, Jerkaila	76	108	.704
4	Russell, Eniya	46	73	.630
24	Montague, Quanirah	17	29	.586
15	Okot, Madina	32	56	.571
8	Carriere, Anaisha	1	3	.333

**Free Throw Attempts**

##	Player	G	Att	Att/G
2	Jordan, Jerkaila	28	108	3.9
4	Russell, Eniya	28	73	2.6
15	Okot, Madina	28	56	2.0
1	McPhaul, Destiney	25	49	2.0
0	DeShields, Denim	28	45	1.6

**Free Throws Made**

##	Player	G	Made	Made/G
2	Jordan, Jerkaila	28	76	2.7
4	Russell, Eniya	28	46	1.6
1	McPhaul, Destiney	25	39	1.6
0	DeShields, Denim	28	38	1.4
15	Okot, Madina	28	32	1.1

**Rebounds**

##	Player	G	Reb	Reb/G
15	Okot, Madina	28	270	9.6
2	Jordan, Jerkaila	28	165	5.9
4	Russell, Eniya	28	135	4.8
5	Prater, Chandler	28	117	4.2
24	Montague, Quanirah	28	114	4.1

**Assists**

##	Player	G	Ast	Ast/G
4	Russell, Eniya	28	105	3.8
0	DeShields, Denim	28	96	3.4
1	McPhaul, Destiney	25	65	2.6
2	Jordan, Jerkaila	28	57	2.0
5	Prater, Chandler	28	38	1.4

**Rebounds Average**

##	Player	G	Reb	Reb/G
15	Okot, Madina	28	270	9.6
2	Jordan, Jerkaila	28	165	5.9
4	Russell, Eniya	28	135	4.8
5	Prater, Chandler	28	117	4.2
24	Montague, Quanirah	28	114	4.1

**Steals**

##	Player	G	Stl	Stl/G
2	Jordan, Jerkaila	28	55	2.0
0	DeShields, Denim	28	37	1.3
15	Okot, Madina	28	34	1.2
1	McPhaul, Destiney	25	31	1.2
21	Powe, Debreasha	26	23	0.9

**Offensive Rebounds**

##	Player	G	OReb	OReb/G
15	Okot, Madina	28	104	3.7
2	Jordan, Jerkaila	28	49	1.8
24	Montague, Quanirah	28	48	1.7
5	Prater, Chandler	28	29	1.0
14	Thomas, Kayla	28	25	0.9

**Blocked Shots**

##	Player	G	Blk	Blk/G
15	Okot, Madina	28	29	1.0
2	Jordan, Jerkaila	28	20	0.7
21	Powe, Debreasha	26	19	0.7
24	Montague, Quanirah	28	15	0.5
14	Thomas, Kayla	28	9	0.3

**Defensive Rebounds**

##	Player	G	DReb	DReb/G
15	Okot, Madina	28	166	5.9
2	Jordan, Jerkaila	28	116	4.1
4	Russell, Eniya	28	113	4.0
5	Prater, Chandler	28	88	3.1
24	Montague, Quanirah	28	66	2.4

**Minutes**

##	Player	G	Min	Min/G
2	Jordan, Jerkaila	28	839	29:57
21	Powe, Debreasha	26	781	30:02
0	DeShields, Denim	28	775	27:41
4	Russell, Eniya	28	743	26:32
15	Okot, Madina	28	620	22:08



2024-25 Mississippi St. Women's Basketball  
Category Leaders  
All games

Page 3/3  
as of Feb 25, 2025

**Fouls**

##	Player	G	PF	PF/G
15	Okot, Madina	28	73	2.6
2	Jordan, Jerkaila	28	57	2.0
4	Russell, Eniya	28	56	2.0
1	McPhaul, Destiney	25	49	2.0
0	DeShields, Denim	28	49	1.8

**Turnovers**

##	Player	G	TO	TO/G
4	Russell, Eniya	28	92	3.3
15	Okot, Madina	28	74	2.6
0	DeShields, Denim	28	74	2.6
2	Jordan, Jerkaila	28	55	2.0
5	Prater, Chandler	28	54	1.9

**Foul Outs**

##	Player	G	FO
15	Okot, Madina	28	2
1	McPhaul, Destiney	25	1
5	Prater, Chandler	28	1

## 2024-25 NCAA TEAM RANKING SUMMARIES

Statistic	National Rank	Conference Rank	Value	National Leader	Value	Conference Leader	Value
Assist/Turnover Ratio (353 ranked)	97	10	0.95	UConn	1.98	South Carolina	1.40
Assists Per Game (353 ranked)	53	8	15.8	Oklahoma	21.9	Oklahoma	21.9
Bench Points Per Game (353 ranked)	71	5	22.1	South Carolina	42.6	South Carolina	42.6
Blocks Per Game (353 ranked)	40	7	4.3	Southern California	7.2	Kentucky	6.9
Field Goal Percentage (353 ranked)	28	6	46.0	UConn	51.0	Oklahoma	47.2
Field Goal Percentage Defense (353 ranked)	57	6	38.0	Hawaii	32.7	South Carolina	34.7
Fouls Per Game (353 ranked)	107	4	15.7	Lafayette	11.8	Arkansas	13.5
Free Throw Attempts Per Game (353 ranked)	193	15	15.89	Jacksonville	25.68	Texas	22.14
Free Throw Percentage (353 ranked)	190	9	70.8	UC Santa Barbara	82.2	Vanderbilt	78.0
Free Throws Made Per Game (353 ranked)	198	15	11.25	Jacksonville	17.75	Texas	16.90
Rebound Margin (353 ranked)	13	4	8.8	UCLA	14.0	Oklahoma	12.9
Rebounds (Defensive) Per Game (353 ranked)	31	5	27.9	Troy	32.9	Oklahoma	32.4
Rebounds (Offensive) Per Game (353 ranked)	41	8	13.6	Grambling	18.6	LSU	17.9
Rebounds Per Game (349 ranked)	18	4	41.54	Troy	48.93	LSU	47.10
Scoring Defense (353 ranked)	143	6	63.0	Harvard	51.2	Texas	55.7
Scoring Margin (349 ranked)	46	10	13.6	UConn	29.4	Texas	26.1
Scoring Offense (353 ranked)	33	9	76.7	Tennessee	89.7	Tennessee	89.7
Steals Per Game (353 ranked)	116	9	8.7	Montana St.	14.6	Vanderbilt	12.4
Three Point Attempts Per Game (353 ranked)	117	6	21.1	Arkansas St.	32.0	Tennessee	30.9
Three Point Percentage (353 ranked)	124	11	32.5	Notre Dame	40.6	Alabama	39.1
Three Point Percentage Defense (353 ranked)	158	11	30.6	Cal Poly	24.8	Kentucky	26.6
Three Pointers Per Game (353 ranked)	119	7	6.9	Tennessee	10.5	Tennessee	10.5
Turnover Margin (353 ranked)	132	9	0.71	Ohio St.	10.48	Texas	8.66
Turnovers Forced Per Game (353 ranked)	118	8	17.32	Longwood	25.07	Tennessee	22.41
Turnovers Per Game (353 ranked)	209	12	16.6	Colorado St.	9.0	South Carolina	12.0
Winning Percentage (353 ranked)	86	9	67.9	UCLA	96.3	LSU Texas	93.1 93.1

## 2024-25 NCAA INDIVIDUAL RANKING SUMMARIES

Statistic	Player	National Rank	Conference Rank	Value	National Leader	Value	Conference Leader	Value
Assist/Turnover Ratio (250 ranked)	Denim DeShields	215	18	1.30	Paige Bueckers, UConn	3.71	Rori Harmon, Texas	3.15
Assists (149 ranked)	Eniya Russell	124	8	105	Serena Sundell, Kansas St.	214	Georgia Amoore, Kentucky	182
Assists Per Game (250 ranked)	Eniya Russell Denim DeShields	149 208	10 15	3.8 3.4	Katie Dinnebier, Drake	7.4	Georgia Amoore, Kentucky	7.0
Blocks (143 ranked)	Madina Okot	143	9	29	Anastasiia Boldyreva, Middle Tenn.	95	Clara Strack, Kentucky	65
Blocks Per Game (247 ranked)	Madina Okot	179	12	1.04	Anastasiia Boldyreva, Middle Tenn.	3.52	Clara Strack, Kentucky	2.50
Double Doubles (44 ranked)	Madina Okot	44	5	10	Aneesah Morrow, LSU	25	Aneesah Morrow, LSU	25
Field Goal Attempts (149 ranked)	Jerkaila Jordan	46	10	405	Grace Larkins, South Dakota	530	Izzy Higginbottom, Arkansas	511
Field Goal Percentage (250 ranked)	Madina Okot Jerkaila Jordan	5 212	2 21	66.1 42.2	Isnelle Natabou, FIU	68.0	Raegan Beers, Oklahoma	67.3
Field Goals (148 ranked)	Jerkaila Jordan	69	13	171	Audi Crooks, Iowa St.	262	Khamil Pierre, Vanderbilt	231
Free Throw Attempts (150 ranked)					S'Mya Nichols, Kansas	248	Izzy Higginbottom, Arkansas	228
Free Throw Percentage (250 ranked)					Teresa Seppala, Siena	94.8	Izzy Higginbottom, Arkansas	90.4
Free Throws (148 ranked)					S'Mya Nichols, Kansas	207	Izzy Higginbottom, Arkansas	206
Minutes Per Game (150 ranked)					Mackenzie Amalia, Eastern Mich.	38.39	Georgia Amoore, Kentucky	36.26
Points (197 ranked)	Jerkaila Jordan	93	13	450	Grace Larkins, South Dakota	694	Izzy Higginbottom, Arkansas	683
Points Per Game (250 ranked)	Jerkaila Jordan	119	14	16.1	Ta'Niya Latson, Florida St.	26.2	Izzy Higginbottom, Arkansas	23.6
Rebounds (150 ranked)	Madina Okot	23	2	270	Aneesah Morrow, LSU	399	Aneesah Morrow, LSU	399
Rebounds (Defensive) Per Game (30 ranked)					Laura Ziegler, Saint Joseph's	9.5	Aneesah Morrow, LSU	8.9
Rebounds (Offensive) Per Game (29 ranked)	Madina Okot	27	2	3.7	Aneesah Morrow, LSU	5.4	Aneesah Morrow, LSU	5.4
Rebounds Per Game (250 ranked)	Madina Okot	33	3	9.6	Aneesah Morrow, LSU	14.3	Aneesah Morrow, LSU	14.3
Steals (141 ranked)	Jerkaila Jordan	108	8	55	Kiki McIntyre, Longwood	110	Talaysia Cooper, Tennessee	85
Steals Per Game (246 ranked)	Jerkaila Jordan	144	9	1.96	Megan McConnell, Duquesne	4.04	Talaysia Cooper, Tennessee	3.15
Three Point Attempts (148 ranked)					Ioanna Krimili, California	230	Aaliyah Nye, Alabama	213
Three Point Percentage (168 ranked)	Debreasha Powe	34	3	41.7	Lauren Ross, Purdue Fort Wayne	47.6	Aaliyah Nye, Alabama	45.1
Three Pointers (143 ranked)	Debreasha Powe	81	7	60	Madison Conner, TCU	101	Aaliyah Nye, Alabama	96
Three Pointers Per Game (248 ranked)	Debreasha Powe	66	6	2.31	Alyssa Durazo-Frescas, Grand Canyon	4.00	Aaliyah Nye, Alabama	3.43
Triple Doubles (5 ranked)					Olivia Miles, Notre Dame	3	Liv McGill, Florida Payton Verhulst, Oklahoma	1 1



2024-25 POINTS - REBOUNDS - ASSISTS STATISTICS

Opponent	Date	Score	W	0	1	2	3	4	5	6	8	14	15	21
				DESHIELDS, MCPHAUL, DE	JORDAN, JER	WARD, TERRE	RUSSELL, ENIYA	PRATER, CHA	EDWARDS, SHAKIRAH	CARRIERE, ANAISHA	THOMAS, KAYLA	OKOT, MADINA	POWE, DEBREAASHA	
Memphis	11/07/2024	100-56	W	9-1-2	11-4-3	2-6-3	0-1-0	26-3-1	9-9-1	4-0-0	2-2-0	2-1-1	14-17-0	16-7-4
Alcorn	11/10/2024	73-45	W	5-1-2	15-2-2	20-7-4	DNP	8-10-2	5-7-0	0-0-0	DNP	5-2-0	1-6-0	9-3-2
Alabama St.	11/13/2024	83-29	W	0-2-4	7-3-0	5-8-2	14-8-1	16-1-8	3-1-2	0-0-1	0-0-0	1-0-0	17-12-1	14-6-2
Chattanooga	11/17/2024	69-44	W	10-3-3	4-1-1	12-8-2	0-1-0	19-7-4	0-3-2	DNP	0-0-0	4-2-1	12-6-0	8-2-0
Mercer	11/20/2024	81-44	W	3-1-5	8-4-2	15-11-5	4-3-0	8-6-6	3-3-3	0-1-2	0-0-0	4-0-0	15-8-2	13-5-1
vs Jacksonville	11/24/2024	80-35	W	2-2-4	6-4-4	12-10-2	9-7-0	12-3-3	1-3-1	0-0-0	0-0-0	4-4-0	11-7-0	6-5-2
vs Utah	11/28/2024	66-62	W	6-2-6	0-2-3	9-2-3	0-0-0	13-4-4	4-6-0	DNP	DNP	2-1-0	15-8-0	13-4-0
vs South Fla.	11/29/2024	59-52	W	4-1-5	3-0-1	20-6-2	0-0-0	10-7-3	0-2-0	DNP	DNP	3-3-0	6-5-0	7-2-0
at Georgia Tech	12/04/2024	75-78	L	5-3-3	DNP	25-5-2	DNP	18-9-9	10-6-3	DNP	DNP	2-0-0	6-5-0	9-6-0
at Chicago St.	12/08/2024	102-42	W	4-1-7	DNP	21-5-3	DNP	17-5-5	14-5-4	8-2-0	DNP	4-3-0	18-11-0	8-1-4
vs Belmont	12/14/2024	73-70	W	7-4-1	13-2-2	24-15-1	0-0-0	11-3-3	0-1-0	DNP	DNP	0-0-0	11-15-0	5-2-1
at ULM	12/17/2024	78-70	W	3-0-6	3-3-5	23-4-2	2-2-0	2-2-1	6-3-2	DNP	DNP	5-1-0	15-14-2	13-1-2
at UMS	12/20/2024	70-52	W	8-2-1	6-4-3	6-4-4	4-1-1	16-10-6	4-3-3	0-0-0	DNP	0-0-0	26-7-0	DNP
South Carolina St.	12/29/2024	95-47	W	8-2-9	14-4-4	10-4-3	12-4-0	11-0-6	14-8-0	0-1-2	4-0-0	4-3-0	16-6-2	DNP
at Kentucky	01/02/2025	69-91	L	5-1-3	10-6-6	17-5-0	2-2-0	13-6-2	5-4-1	DNP	DNP	0-2-1	4-2-0	0-1-0
South Carolina	01/05/2025	68-95	L	2-2-3	14-3-2	24-6-0	2-1-0	12-4-1	2-2-1	0-0-0	DNP	0-0-0	4-8-0	3-2-1
Oklahoma	01/09/2025	81-77	W	9-4-2	10-1-1	24-6-3	DNP	12-4-3	2-3-0	DNP	DNP	6-3-0	6-10-1	8-3-1
at Georgia	01/12/2025	79-68	W	5-4-2	6-2-2	11-7-1	DNP	21-6-9	8-3-2	DNP	DNP	0-1-0	19-12-0	9-1-0
at Tennessee	01/16/2025	73-86	L	3-0-3	11-6-7	17-2-0	DNP	6-1-5	6-3-0	0-0-0	DNP	4-1-0	4-11-0	16-1-2
Ole Miss	01/19/2025	63-71	L	5-0-2	7-4-5	19-3-1	DNP	15-5-1	2-1-0	DNP	DNP	2-0-0	8-12-0	3-3-1
Auburn	01/23/2025	96-56	W	13-3-7	8-2-1	15-4-2	DNP	15-6-5	14-6-2	0-1-0	2-0-0	6-1-0	13-9-1	6-5-1
at Missouri	01/27/2025	77-78	L	12-1-4	DNP	40-8-0	DNP	7-7-4	6-5-2	DNP	DNP	0-0-0	10-11-0	2-2-0
at LSU	02/02/2025	67-81	L	7-2-1	10-3-3	9-3-1	DNP	13-4-4	6-9-1	DNP	DNP	0-0-2	6-10-1	6-2-1
Arkansas	02/06/2025	78-55	W	3-1-3	11-0-1	16-10-3	DNP	4-4-1	14-6-3	DNP	0-0-0	0-1-0	12-11-1	16-3-4
Alabama	02/09/2025	60-80	L	0-1-1	10-2-3	8-3-4	DNP	8-4-0	8-1-1	DNP	DNP	0-3-0	12-7-1	14-2-0
at Vanderbilt	02/13/2025	85-77	Wot2	9-4-4	3-1-0	21-4-0	DNP	0-4-2	11-9-1	DNP	DNP	0-1-0	21-23-3	5-4-0
at Florida	02/16/2025	66-69	L	15-1-2	3-3-2	12-2-0	DNP	4-5-2	10-3-2	DNP	DNP	2-2-0	2-5-3	11-3-3
Texas A&M	02/23/2025	81-55	W	8-1-1	6-4-2	13-7-4	DNP	13-5-5	4-2-1	DNP	0-0-0	2-3-1	16-12-2	19-3-1

Team Box Score Extended

No.	Player	Total			3-Point			F-Throw		Rebounds																	
		GP-GS	MIN	AVG	FG-FGA	FG%	3FG-3FGA	3FG%	FT-FTA	FT%	OFF	DEF	TOT	AVG	PF	DQ	A	A/G	TO	TO/G	A/TO	BLK	BLK/G	STL	STL/G	PTS	AVG
2	JORDAN, Jerkaila	28-28	838:39	30.0	171-405	.422	32-117	.274	76-108	.704	49	116	165	5.9	57	0	57	2.04	55	1.96	1.04	20	0.71	55	1.96	450	16.1
4	RUSSELL, Eniya	28-21	742:56	26.5	124-295	.420	36-116	.310	46-73	.630	22	113	135	4.8	56	0	105	3.75	92	3.29	1.14	5	0.18	20	0.71	330	11.8
15	OKOT, Madina	28-28	619:37	22.1	144-218	.661	0-0	.000	32-56	.571	104	166	270	9.6	73	2	20	0.71	74	2.64	0.27	29	1.04	34	1.21	320	11.4
21	POWE, Debreaasha	26-26	780:57	30.0	83-198	.419	60-144	.417	13-17	.765	20	59	79	3.0	39	0	33	1.27	24	0.92	1.38	19	0.73	23	0.88	239	9.2
1	MCPHAUL, Destiney	25-1	564:10	22.6	70-147	.476	20-55	.364	39-49	.796	12	58	70	2.8	49	1	65	2.60	44	1.76	1.48	5	0.20	31	1.24	199	8.0
5	PRATER, Chandler	28-8	604:43	21.6	65-155	.419	16-52	.308	25-30	.833	29	88	117	4.2	45	1	38	1.36	54	1.93	0.70	7	0.25	18	0.64	171	6.1
0	DESHIELDS, Denim	28-28	774:59	27.7	55-156	.353	22-72	.306	38-45	.844	15	35	50	1.8	49	0	96	3.43	74	2.64	1.30	4	0.14	37	1.32	170	6.1
24	MONTAGUE, Qunirah	28-0	331:40	11.8	60-111	.541	0-10	.000	17-29	.586	48	66	114	4.1	33	0	15	0.54	22	0.79	0.68	15	0.54	18	0.64	137	4.9
3	WARD, Terren	13-0	112:54	8.7	16-38	.421	3-15	.200	14-17	.824	10	20	30	2.3	11	0	2	0.15	6	0.46	0.33	4	0.31	3	0.23	49	3.8
14	THOMAS, Kayla	28-0	215:06	7.7	25-41	.610	0-0	.000	12-16	.750	25	13	38	1.4	24	0	6	0.21	11	0.39	0.55	9	0.32	2	0.07	62	2.2
6	EDWARDS, Shakirah	11-0	49:19	4.5	4-10	.400	2-6	.333	2-2	1.000	1	4	5	0.5	3	0	5	0.45	5	0.45	1.00	3	0.27	2	0.18	12	1.1
8	CARRIERE, Anaisha	9-0	14:56	1.7	3-7	.429	1-4	.250	1-3	.333	2	0	2	0.2	1	0	0	0.00	1	0.11	0.00	0	0.00	0	0.00	8	0.9
<b>Total</b>		<b>28</b>	<b>5650</b>		<b>820-1781</b>	<b>.460</b>	<b>192-591</b>	<b>.325</b>	<b>315-445</b>	<b>.708</b>	<b>381</b>	<b>782</b>	<b>1163</b>	<b>41.5</b>	<b>440</b>	<b>4</b>	<b>442</b>	<b>15.79</b>	<b>465</b>	<b>16.61</b>	<b>0.95</b>	<b>120</b>	<b>4.29</b>	<b>243</b>	<b>8.68</b>	<b>2147</b>	<b>76.7</b>
<b>Opponents</b>		<b>28</b>	<b>5650</b>		<b>631-1659</b>	<b>.380</b>	<b>185-604</b>	<b>.306</b>	<b>318-426</b>	<b>.746</b>	<b>282</b>	<b>636</b>	<b>918</b>	<b>32.8</b>	<b>466</b>	<b>7</b>	<b>358</b>	<b>12.79</b>	<b>485</b>	<b>17.32</b>	<b>0.74</b>	<b>69</b>	<b>2.46</b>	<b>224</b>	<b>8.00</b>	<b>1765</b>	<b>63.0</b>

Score by Periods

Team	1st	2nd	3rd	4th	OT	TOT
Mississippi St.	527	520	573	507	20	2147
Opponents	434	412	434	473	12	1765

## 2024-25 GAME-BY-GAME TEAM STATISTICS

	W/L	REC	1ST	2ND	3RD	4TH	OT	PTS	MAR	FG-FGA	FG%	3FG-3FGA	3FG%	FT-FTA	FT%	O-D-REB	MAR	PF	AST	TO	STL	BLK	ATT
<b>MISSISSIPPI STATE</b> Memphis 11/7	W, 100-56	1-0	23	13	34	30		100	+44	37-73	50.7	8-24	33.3	18-25	72.0	23-38-61	+28	19	15	13	7	9	4,971
			13	12	19	12		56		19-70	27.1	8-29	27.6	10-17	58.8	17-16-33		23	8	14	4	4	
<b>MISSISSIPPI STATE</b> Alcorn State 11/10	W, 73-45	2-0	26	18	22	7		73	+28	26-56	46.4	7-19	36.8	14-19	73.7	11-31-42	+13	15	12	20	11	6	4,504
			18	5	9	13		45		15-53	28.3	6-19	31.6	9-14	64.3	9-20-29		22	11	21	7	1	
<b>MISSISSIPPI STATE</b> Alabama State 11/13	W, 83-29	3-0	25	18	17	23		83	+54	30-64	46.9	11-28	39.3	12-17	70.6	18-30-48	+19	10	22	17	15	1	6,585
			7	9	1	12		29		11-49	22.4	4-22	18.2	3-5	60.0	9-20-29		16	5	26	7	1	
<b>MISSISSIPPI STATE</b> Chattanooga 11/17	W, 69-44	4-0	16	13	22	18		69	+25	23-55	41.8	3-17	17.6	20-21	95.2	12-28-40	+3	14	13	12	7	5	4,037
			8	16	7	13		44		16-59	27.1	7-29	24.1	5-9	55.6	17-20-37		17	7	19	4	2	
<b>MISSISSIPPI STATE</b> Mercer 11/20	W, 81-44	5-0	21	17	32	11		81	+37	33-63	52.4	10-22	45.5	5-10	50.0	11-37-48	+21	12	26	16	9	6	4,003
			10	8	7	19		44		15-54	27.8	1-17	5.9	13-15	86.7	4-23-27		14	9	16	7	2	
<b>MISSISSIPPI STATE</b> vs. Jacksonville 11/24	W, 80-35	6-0	17	15	27	21		80	+45	30-66	45.5	3-23	13.0	17-22	77.3	20-37-57	+30	16	17	14	8	7	1,310
			9	10	7	9		35		10-53	18.9	1-18	5.6	14-22	63.6	8-19-27		22	7	18	2	0	
<b>MISSISSIPPI STATE</b> vs. Utah 11/28	W, 66-62	7-0	26	17	11	12		66	+4	24-52	46.2	7-19	36.8	11-16	68.8	10-28-38	+9	22	18	22	9	3	802
			11	11	15	25		62		20-55	36.4	8-32	25.0	14-18	77.8	9-20-29		18	12	20	8	1	
<b>MISSISSIPPI STATE</b> vs. South Florida 11/29	W, 59-52	8-0	13	16	14	16		59	+7	22-57	38.6	2-13	15.4	13-18	72.2	8-27-35	-6	15	11	11	6	4	1,034
			16	15	8	13		52		22-60	36.7	4-16	25.0	4-8	50.0	11-30-41		18	16	18	5	4	
<b>MISSISSIPPI STATE</b> at Georgia Tech 12/4	L, 75-78	8-1	18	21	18	18		75	-3	32-59	54.2	7-17	41.2	4-6	66.7	3-35-38	+3	11	17	17	4	3	1,514
			16	18	23	21		78		30-79	38.0	12-38	31.6	6-6	100.0	12-23-35		11	14	6	12	2	
<b>MISSISSIPPI STATE</b> at Chicago State 12/8	W, 102-42	9-1	31	32	22	17		102	+60	41-75	54.7	13-30	43.3	7-9	77.8	20-29-49	+23	9	25	17	10	9	235
			9	8	16	9		42		17-59	28.8	2-23	8.7	6-8	75.0	12-14-26		15	3	23	9	2	
<b>MISSISSIPPI STATE</b> vs. Belmont 12/14	W, 73-70	10-1	9	15	17	32		73	+3	29-63	46.0	3-19	15.8	12-21	57.1	17-30-47	+21	17	8	19	1	1	3,846
			19	10	20	21		70		22-56	39.3	9-29	31.0	17-21	81.0	5-21-26		23	12	12	8	1	
<b>MISSISSIPPI STATE</b> at ULM 12/17	W, 78-70	11-1	20	18	20	20		78	+8	30-56	53.6	6-15	40.0	12-17	70.6	11-28-39	+9	17	20	20	7	7	1,095
			19	18	16	17		70		23-64	35.9	7-23	30.4	17-21	81.0	13-17-30		17	14	14	10	2	
<b>MISSISSIPPI STATE</b> at UMS 12/20	W, 70-52	12-1	18	19	14	19		70	+18	30-63	47.6	4-22	18.2	6-11	54.5	9-25-34	0	15	19	15	10	5	400
			14	15	10	13		52		19-50	38.0	5-17	29.4	9-14	64.3	8-26-34		15	13	25	9	2	
<b>MISSISSIPPI STATE</b> SCSU 12/29	W, 95-47	13-1	23	30	20	22		95	+48	38-64	59.4	11-25	44.0	8-13	61.5	14-19-33	+17	14	27	16	16	1	4,271
			10	13	12	12		47		18-38	47.4	5-11	45.5	6-9	66.7	2-14-16		13	8	28	8	0	
<b>MISSISSIPPI STATE</b> at Kentucky 1/2	L, 69-91	13-2	16	19	16	18		69	-22	26-73	35.6	4-15	26.7	13-18	72.2	14-22-36	-4	20	13	10	7	3	4,493
			25	24	18	24		91		26-55	47.3	18-33	54.5	21-25	84.0	8-32-40		18	23	14	4	10	
<b>MISSISSIPPI STATE</b> South Carolina 1/5	L, 68-95	13-3	22	12	11	23		68	-27	27-58	46.6	4-11	36.4	10-13	76.9	8-22-30	-3	17	8	20	5	4	6,164
			13	29	26	27		95		35-65	53.8	10-21	47.6	15-17	88.2	9-24-33		13	20	9	8	3	
<b>MISSISSIPPI STATE</b> Oklahoma 1/9	W, 81-77	14-3	21	12	20	28		81	+4	28-71	39.4	7-26	26.9	18-23	78.3	10-29-39	-5	14	13	11	13	2	4,316
			11	21	17	28		77		28-62	45.2	8-26	30.8	13-16	81.3	7-37-44		21	20	21	9	1	
<b>MISSISSIPPI STATE</b> at Georgia 1/12	W, 79-68	15-3	19	22	13	25		79	+11	28-58	48.3	14-29	48.3	9-17	52.9	13-29-42	+9	16	17	17	2	7	3,410
			14	13	20	21		68		24-67	35.8	7-19	36.8	13-14	92.9	11-22-33		18	14	9	12	0	
<b>MISSISSIPPI STATE</b> at Tennessee 1/16	L, 73-86	15-4	15	19	22	17		73	-13	27-59	45.8	8-23	34.8	11-15	73.3	9-24-33	-7	13	17	20	7	4	9,018
			17	26	21	22		86		32-73	43.8	12-26	46.2	10-14	71.4	16-24-40		13	15	12	9	0	

2024-25 GAME-BY-GAME TEAM STATISTICS

	W/L	REC	1ST	2ND	3RD	4TH	OT	PTS	MAR	FG-FGA	FG%	3FG-3FGA	3FG%	FT-FTA	FT%	O-D-REB	MAR	PF	AST	TO	STL	BLK	ATT
<b>MISSISSIPPI STATE</b> Ole Miss 1/19	L, 63-71	15-5	20	9	22	12		63	-8	25-53	47.2	6-16	37.5	7-9	77.8	11-24-35	+6	14	10	23	8	3	6,925
			19	15	19	18		71		29-63	46.0	2-13	15.4	11-15	73.3	12-17-29		12	18	14	16	2	
<b>MISSISSIPPI STATE</b> Auburn 1/23	W, 96-56	16-5	15	33	35	13		96	+40	38-61	62.3	8-21	38.1	12-13	92.3	10-34-44	+21	15	19	19	9	1	4,652
			13	4	25	14		56		21-61	34.4	3-14	21.4	11-16	68.8	9-14-23		15	15	17	4	3	
<b>MISSISSIPPI STATE</b> at Missouri 1/27	L, 77-78	16-6	20	23	18	16		77	-1	28-62	45.2	7-19	36.8	14-24	58.3	17-24-41	+7	19	10	12	4	5	2,514
			22	19	19	18		78		25-59	42.4	8-21	38.1	20-23	87.0	11-23-34		23	10	10	6	4	
<b>MISSISSIPPI STATE</b> at LSU 2/2	L, 67-81	16-7	12	23	19	13		67	-14	25-72	34.7	7-31	22.6	10-14	71.4	17-32-49	+1	20	14	19	7	3	11,275
			24	17	24	16		81		30-74	40.5	9-20	45.0	12-18	66.7	17-31-48		15	14	16	8	7	
<b>MISSISSIPPI STATE</b> Arkansas 2/6	W, 78-55	17-7	28	21	13	16		78	+23	33-70	47.1	9-21	42.9	3-8	37.5	17-26-43	+14	19	18	18	14	6	6,588
			17	13	14	11		55		19-50	38.0	2-14	14.3	15-20	75.0	7-22-29		14	4	23	12	1	
<b>MISSISSIPPI STATE</b> Alabama 2/9	L, 60-80	17-8	11	11	22	16		60	-20	22-63	34.9	4-18	22.2	12-15	80.0	8-17-25	-17	17	10	12	16	1	4,554
			26	21	19	14		80		30-53	56.6	9-17	52.9	11-16	68.8	9-33-42		14	19	22	9	4	
<b>MISSISSIPPI STATE</b> at Vanderbilt 2/13	W, 85-77	18-8	9	20	21	15	20	85	+8	35-90	38.9	2-27	7.4	13-19	68.4	26-39-65	+22	17	11	22	11	4	3,577
			19	12	17	17	12	77		29-78	37.2	7-25	28.0	12-16	75.0	12-31-43		19	18	16	15	4	
<b>MISSISSIPPI STATE</b> at Florida 2/16	L, 66-69	18-9	14	17	24	11		66	-3	22-55	40.0	9-20	45.0	13-19	68.4	17-17-34	+5	15	14	26	10	5	2,044
			17	20	14	18		69		26-52	50.0	6-15	40.0	11-12	91.7	9-20-29		15	15	23	9	4	
<b>MISSISSIPPI STATE</b> Texas A&M 2/23	W, 81-55	19-9	19	17	27	18		81	+26	31-70	44.3	8-21	38.1	11-13	84.6	17-21-38	+6	18	18	7	10	5	4,696
			18	10	11	16		55		20-48	41.7	5-17	29.4	10-16	62.5	9-23-32		12	14	18	3	2	

2024-25 GAME-BY-GAME STATISTIC LEADERS

	RESULT	POINTS	REBOUNDS	ASSISTS	STEALS	BLOCKS	MINUTES
Memphis 11/7	100-56 (+44)	26 - Russell	17 - Okot	4 - Powe	3 - McPhaul	3 - Okot, Powe	31 - Powe
Alcorn State 11/10	73-45 (+28)	20 - Jordan	10 - Russell	4 - Jordan	2 - Jordan, Okot, Powe, Prater	2 - Okot, Thomas	35 - Powe
Alabama State 11/13	83-29 (+54)	17 - Okot	12 - Okot	8 - Russell	5 - Okot	1 - Ward	26 - Russell
Chattanooga 11/17	69-44 (+25)	19 - Russell	8 - Jordan	4 - Russell	2 - Jordan, Powe	1 - DeShields, Jordan, Montague, Powe, Ward	33 - Jordan
Mercer 11/20	81-44 (+37)	15 - Jordan, Okot	11 - Jordan	6 - Russell	3 - DeShields, Russell	2 - Okot	25 - Powe
vs. Jacksonville 11/24	80-35 (+45)	17 - Montague	10 - Jordan	4 - DeShields, McPhaul	3 - Jordan	2 - Powe	27 - DeShields, McPhaul, Powe
vs. Utah 11/28	66-62 (+4)	15 - Okot	8 - Okot	6 - DeShields	3 - Powe	2 - Okot	39 - Jordan
vs. South Florida 11/29	59-52 (+7)	20 - Jordan	8 - Montague	5 - DeShields	2 - Montague, Prater	2 - Powe	34 - Jordan
at Georgia Tech 12/4	75-78 (-3)	25 - Jordan	9 - Russell	9 - Russell	2 - Jordan	1 - DeShields, Jordan, Okot	40 - Powe
at Chicago State 12/8	102-42 (+60)	21 - Jordan	11 - Montague, Okot	7 - DeShields	3 - Jordan	5 - Jordan	30 - Jordan
vs. Belmont 12/14	73-70 (+3)	24 - Jordan	15 - Okot, Jordan	3 - Russell	1 - Jordan	1 - Jordan	35 - Powe
at ULM 12/17	78-70 (+8)	23 - Jordan	14 - Okot	6 - DeShields	3 - Okot	3 - Jordan	33 - Powe, DeShields
at UMS 12/20	70-52 (+18)	26 - Okot	10 - Russell	6 - Russell	3 - Jordan	2 - McPhaul, Jordan	31 - McPhaul
SCSU 12/29	95-47 (+48)	16 - Okot	8 - Prater	9 - DeShields	5 - McPhaul	1 - Russell	30 - Prater
at Kentucky 1/2	69-91 (-22)	17 - Jordan	6 - Russell, McPhaul	6 - McPhaul	2 - Jordan, McPhaul	2 - Prater	30 - Russell
South Carolina 1/5	68-95 (-27)	24 - Jordan	8 - Okot	3 - DeShields	2 - Jordan, Prater	2 - Okot	32 - Jordan
Oklahoma 1/9	81-77 (+4)	24 - Jordan	10 - Okot	3 - Jordan, Russell	5 - DeShields	1 - Jordan, McPhaul	35 - Jordan
at Georgia 1/12	79-68 (+11)	21 - Russell	12 - Okot	9 - Russell	2 - Montague	2 - Powe, Prater	38 - Russell
at Tennessee 1/16	73-86 (-13)	17 - Jordan	11 - Okot	7 - McPhaul	2 - Jordan	2 - Okot	36 - Jordan
Ole Miss 1/19	63-71 (-8)	19 - Jordan	12 - Okot	5 - McPhaul	3 - Jordan	1 - Okot, Powe, Montague	35 - Powe
Auburn 1/23	96-56 (+40)	15 - Jordan, Russell	9 - Okot	7 - DeShields	3 - Jordan	1 - Montague	33 - Russell
at Missouri 1/27	77-78 (-1)	40 - Jordan	11 - Okot	4 - DeShields, Russell	2 - Jordan	4 - Okot	38 - Jordan
at LSU 2/2	67-81 (-14)	13 - Russell	10 - Okot	4 - Russell	2 - DeShields, Russell, Montague	1 - Okot, Jordan, Montague	32 - DeShields
Arkansas 2/6	78-55 (+23)	16 - Jordan, Powe	11 - Okot	4 - Powe	5 - Jordan	4 - Montague	34 - Powe
Alabama 2/9	60-80 (-20)	14 - Powe	7 - Okot	4 - Jordan	6 - Jordan	1 - Thomas	32 - Powe
at Vanderbilt 2/13	85-77 (+8)	21 - Okot, Jordan	23 - Okot	4 - DeShields	4 - Okot	2 - Okot	43 - DeShields
at Florida 2/16	66-69 (-3)	15 - DeShields	5 - Okot, Russell	3 - Okot, Powe	2 - Okot, Jordan, Powe, Montague	2 - Powe, Montague	33 - Prater
Texas A&M 2/23	81-55 (+26)	19 - Powe	12 - Okot	5 - Russell	2 - Okot, Jordan, McPhaul	2 - Okot	34 - Powe

2024-25 GAMES LED IN

POINTS	REBOUNDS	ASSISTS	STEALS	BLOCKS	MINUTES
Jordan ..... 16 (10-6)	Okot..... 19 (12-7)	Russell ..... 11 (8-3)	Jordan ..... 17 (9-8)	Okot..... 12 (6-6)	Powe..... 10 (7-3)
Okot..... 6 (6-0)	Russell ..... 5 (2-3)	DeShields..... 10 (8-2)	Okot..... 6 (5-1)	Jordan ..... 8 (6-2)	Jordan ..... 8 (5-3)
Russell ..... 5 (4-1)	Jordan ..... 4 (4-0)	McPhaul ..... 4 (1-3)	Powe..... 4 (3-1)	Powe..... 7 (5-2)	Russell ..... 4 (3-1)
Powe..... 3 (2-1)	Montague..... 2 (2-0)	Jordan ..... 3 (2-1)	McPhaul ..... 4 (3-1)	Montague..... 6 (3-3)	DeShields..... 3 (2-1)
Montague..... 1 (1-0)	Prater ..... 1 (1-0)	Powe..... 3 (2-1)	Montague..... 4 (2-2)	DeShields..... 2 (1-1)	McPhaul ..... 2 (2-0)
DeShields..... 1 (0-1)	McPhaul ..... 1 (0-1)	Okot..... 1 (0-1)	DeShields..... 3 (2-1)	Ward..... 2 (2-0)	Prater ..... 2 (1-1)
			Prater ..... 3 (2-1)	McPhaul ..... 2 (2-0)	
			Russell ..... 2 (1-1)	Prater ..... 2 (1-1)	
				Thomas..... 2 (1-1)	
				Russell ..... 1 (1-0)	

## 2024-25 PLUS/MINUS RATIO BREAKDOWN

	RESULT	DESHIELDS	MCPHAUL	JORDAN	WARD	RUSSELL	PRATER	EDWARDS	CARRIERE	OKOT	THOMAS	MONTAGUE	POWE
Memphis 11/7	100-56 (+44)	+29	+20	+12	+4	+30	+21	+11	+4	+18	+12	+23	<b>+36</b>
Alcorn State 11/10	73-45 (+28)	<b>+21</b>	+18	+20	-	+15	+13	+2	-	0	<b>+21</b>	+11	+19
Alabama State 11/13	83-29 (+54)	+50	+9	+37	+10	<b>+54</b>	+5	+1	-3	+44	+9	+1	+53
Chattanooga 11/17	69-44 (+25)	+21	+4	+27	-5	+22	0	-	0	+19	+4	+2	<b>+31</b>
Mercer 11/20	81-44 (+37)	+38	+6	<b>+40</b>	-7	+29	+11	-4	-6	+36	-10	+13	+39
vs. Jacksonville 11/24	80-35 (+45)	+30	+29	<b>+34</b>	+9	+27	+1	+11	+2	+20	+9	+23	+30
vs. Utah 11/28	66-62 (+4)	+3	+3	0	-1	+2	<b>+6</b>	-	-	+1	+3	0	+3
vs. South Florida 11/29	59-52 (+7)	+1	+9	+2	-2	+8	+1	-	-	-3	0	<b>+10</b>	+9
at Georgia Tech 12/4	75-78 (-3)	-6	-	-2	-	<b>+9</b>	-6	-	-	0	-5	-2	-3
at Chicago State 12/8	102-42 (+60)	+39	-	<b>+55</b>	-	+54	+30	+10	-	+31	+20	+23	+38
vs. Belmont 12/14	73-70 (+3)	0	+5	<b>+12</b>	-6	+11	-18	-	-	+7	-1	-5	+10
at ULM 12/17	78-70 (+8)	+8	+8	+7	+1	-2	-3	-	-	+9	-1	0	<b>+13</b>
at UMES 12/20	70-52 (+18)	<b>+25</b>	+14	+10	+5	+10	+8	0	-	+12	+2	+4	-
SCSU 12/29	95-47 (+48)	+33	+32	+31	+22	+27	<b>+36</b>	+6	+5	+22	+12	+14	-
at Kentucky 1/2	69-91 (-22)	-7	-11	-17	-5	-26	<b>+2</b>	-	-	-10	-7	-5	-24
South Carolina 1/5	68-95 (-27)	-11	-22	-31	-2	-21	-14	<b>0</b>	-	-12	-5	-10	-7
Oklahoma 1/9	81-77 (+4)	-3	+7	+5	-	+3	+6	-	-	<b>+8</b>	0	-6	0
at Georgia 1/12	79-68 (+11)	-3	<b>+16</b>	+6	-	+15	+2	-	-	-1	-2	+14	+8
at Tennessee 1/16	73-86 (-13)	-12	-11	-13	-	-10	-5	<b>+2</b>	-	-8	-3	-6	+1
Ole Miss 1/19	63-71 (-8)	-2	-11	<b>+4</b>	-	-6	-12	-	-	-10	-3	<b>+4</b>	-4
Auburn 1/23	96-56 (+40)	<b>+37</b>	+13	<b>+37</b>	-	+27	<b>+37</b>	-7	-3	+17	+21	+6	+15
at Missouri 1/27	77-78 (-1)	<b>+9</b>	-	-1	-	+3	-4	-	-	+5	-2	-4	-11
at LSU 2/2	67-81 (-14)	-6	-11	-14	-	-5	-13	-	-	-10	-4	<b>+1</b>	-8
Arkansas 2/6	78-55 (+23)	<b>+28</b>	+6	+22	-	-2	+16	-	-1	+25	-8	+6	+23
Alabama 2/9	60-80 (-20)	-17	-16	-17	-	+1	-26	-	-	<b>+2</b>	-3	-13	-11
at Vanderbilt 2/13	85-77 (+8)	+18	-12	0	-	-6	<b>+27</b>	-	-	+11	-5	+6	+1
at Florida 2/16	66-69 (-3)	<b>+9</b>	-9	-8	-	<b>+9</b>	+1	-	-	<b>+9</b>	-10	-2	-14
Texas A&M 2/23	81-55 (+26)	+13	+18	+21	-	+8	+19	-	-1	+18	+8	-6	<b>+32</b>
<b>TOTALS</b>		<b>+345</b>	<b>+114</b>	<b>+279</b>	<b>+23</b>	<b>+286</b>	<b>+141</b>	<b>+32</b>	<b>-3</b>	<b>+260</b>	<b>+52</b>	<b>+106</b>	<b>+279</b>
<b>GAMES LED IN</b>		<b>6 (4-2)</b>	<b>1 (1-0)</b>	<b>6 (5-1)</b>		<b>3 (1-2)</b>	<b>5 (4-1)</b>	<b>2 (0-2)</b>		<b>3 (1-2)</b>	<b>1 (1-0)</b>	<b>3 (1-2)</b>	<b>4 (4-0)</b>

## 2024-25 LEAD BREAKDOWN

	FIRST HALF			SECOND HALF/OT			FINAL			LARGEST		TIMES TIED	LEAD CHANGES	LED	TIME		BEST RUN
	MSU	OPP	MAR	MSU	OPP	MAR	MSU	OPP	MAR	LEAD	DEFICIT				TRAILED	TIED	
Memphis 11/7	36	25	+11	64	31	+33	100	56	+44	44 (4th, 0:08)	-	0	0	38:43	-	1:17	10 (4th, 5:56)
Alcorn State 11/10	44	23	+21	29	22	+7	73	45	+28	35 (4th, 8:21)	3 (1st, 8:54)	1	3	34:53	3:28	1:39	16 (2nd, 2:32)
Alabama State 11/13	43	16	+27	40	13	+27	83	29	+54	57 (4th, 4:43)	-	0	0	39:23	-	0:37	19 (4th, 6:46)
Chattanooga 11/17	29	24	+5	40	20	+20	69	44	+25	27 (4th, 2:37)	3 (1st, 8:41)	3	3	35:18	2:16	2:26	19 (2nd, 5:55)
Mercer 11/20	38	18	+20	43	26	+17	81	44	+37	45 (3rd, 0:10)	-	0	0	39:05	-	0:55	12 (3rd, 6:16)
vs. Jacksonville 11/24	32	19	+13	48	16	+32	80	35	+45	45 (4th, 0:25)	-	0	0	38:18	-	1:42	9 (3rd, 7:30)
vs. Utah 11/28	43	22	+21	23	40	-17	66	62	+4	24 (3rd, 7:09)	5 (1st, 9:04)	0	3	36:02	3:29	0:29	15 (4th, 1:23)
vs. South Florida 11/29	29	31	-2	30	21	+9	59	52	+7	7 (4th, 3:27)	6 (2nd, 9:11)	9	4	15:00	18:47	6:13	8 (3rd, 2:54)
at Georgia Tech 12/4	39	34	+5	36	44	-8	75	78	-3	7 (1st, 6:48)	5 (3rd, 4:33)	5	17	24:38	10:55	4:27	7 (1st, 6:48)
at Chicago State 12/8	63	17	+46	39	25	+14	102	42	+60	62 (4th, 3:39)	-	0	0	39:46	-	0:14	18 (2nd, 0:00)
vs. Belmont 12/14	24	29	-5	49	41	+8	73	70	+3	7 (4th, 2:38)	11 (3rd, 2:12)	6	4	9:09	28:28	2:23	10 (4th, 7:39)
at ULM 12/17	38	37	+1	40	33	+7	78	70	+8	12 (3rd, 3:48)	1 (1st, 0:52)	5	6	34:58	1:12	3:50	8 (2nd, 2:18)
at UMES 12/20	37	29	+8	33	23	+10	70	52	+18	20 (4th, 1:41)	-	0	0	38:58	-	1:02	9 (1st, 4:25)
SCSU 12/29	53	23	+30	42	24	+18	95	47	+48	48 (4th, 0:01)	2 (1st, 9:19)	1	1	38:09	00:25	1:26	10 (4th, 6:56)
at Kentucky 1/2	35	49	-14	34	42	-8	69	91	-22	-	25 (3rd, 6:29)	0	0	0:00	39:34	0:26	7 (3rd, 5:05)
South Carolina 1/5	34	42	-8	34	53	-19	68	95	-27	11 (2nd, 6:48)	29 (4th, 0:53)	1	6	14:14	23:29	2:27	6 (1st, 5:28)
Oklahoma 1/9	33	32	+1	48	45	+3	81	77	+4	14 (2nd, 6:59)	4 (1st, 7:03)	8	11	26:03	11:09	2:48	9 (4th, 9:45)
at Georgia 1/12	41	27	+14	38	41	-3	79	68	+11	15 (2nd, 1:02)	3 (1st, 4:25)	1	4	35:59	3:13	0:48	14 (2nd, 1:02)
at Tennessee 1/16	34	43	-9	39	43	-4	73	86	-13	5 (1st, 5:07)	15 (4th, 7:54)	2	4	5:26	30:41	3:53	9 (1st, 5:07)
Ole Miss 1/19	29	34	-5	34	37	-3	63	71	-8	10 (1st, 4:35)	8 (4th, 1:39)	7	9	17:24	17:59	4:37	7 (2nd, 6:53)
Auburn 1/23	48	17	+31	48	39	+9	96	56	+40	46 (4th, 4:21)	3 (1st, 9:18)	1	3	35:15	3:34	1:11	24 (2nd, 2:15)
at Missouri 1/27	43	41	+2	34	37	-3	77	78	-1	9 (3rd, 6:08)	4 (2nd, 3:39)	18	20	22:02	5:35	12:23	8 (1st, 5:11)
at LSU 2/2	35	41	-6	32	40	-8	67	81	-14	-	18 (2nd, 4:48)	0	0	-	39:49	0:11	12 (2nd, 2:25)
Arkansas 2/6	49	30	+19	29	25	+4	78	55	+23	27 (4th, 4:05)	-	0	0	39:38	-	0:22	10 (2nd, 0:26)
Alabama 2/9	22	47	-25	38	33	+5	60	80	-20	-	28 (2nd, 1:27)	0	0	-	39:12	0:48	11 (4th, 4:06)
at Vanderbilt 2/13	29	31	-2	56	46	+10	85	77	+8	8 (2nd OT, 0:59)	10 (1st, 0:55)	13	12	14:55	27:15	7:50	11 (2nd, 2:36)
at Florida 2/16	31	37	-6	35	32	+3	66	69	-3	9 (4th, 4:58)	8 (3rd, 9:38)	2	11	21:50	16:14	1:56	9 (3rd, 3:37)
Texas A&M 2/23	36	28	+8	45	27	+18	81	55	+26	31 (4th, 5:48)	3 (2nd, 7:20)	4	1	34:58	3:30	1:32	13 (3rd, 0:37)

2024-25 STARTING LINEUP BREAKDOWNS

STARTING LINEUPS BY GAME

Memphis 11/7	DeShields	Jordan	Russell	Powe	Okot
Alcorn State 11/10	DeShields	Jordan	Russell	Powe	Okot
Alabama State 11/13	DeShields	Jordan	Russell	Powe	Okot
Chattanooga 11/17	DeShields	Jordan	Russell	Powe	Okot
Mercer 11/20	DeShields	Jordan	Russell	Powe	Okot
vs. Jacksonville 11/24	DeShields	Jordan	Russell	Powe	Okot
vs. Utah 11/28	DeShields	Jordan	Russell	Powe	Okot
vs. South Florida 11/29	DeShields	Jordan	Russell	Powe	Okot
at Georgia Tech 12/4	DeShields	Jordan	Russell	Powe	Okot
at Chicago State 12/8	DeShields	Jordan	Russell	Powe	Okot
vs. Belmont 12/14	DeShields	Jordan	Russell	Powe	Okot
at ULM 12/17	DeShields	Jordan	Russell	Powe	Okot
at UMES 12/20	DeShields	McPhaul	Jordan	Prater	Okot
SCSU 12/29	DeShields	Jordan	Russell	Prater	Okot
at Kentucky 1/2	DeShields	Jordan	Russell	Powe	Okot
South Carolina 1/5	DeShields	Jordan	Russell	Powe	Okot
Oklahoma 1/9	DeShields	Jordan	Russell	Powe	Okot
at Georgia 1/12	DeShields	Jordan	Russell	Powe	Okot
at Tennessee 1/16	DeShields	Jordan	Russell	Powe	Okot
Ole Miss 1/19	DeShields	Jordan	Russell	Powe	Okot
Auburn 1/23	DeShields	Jordan	Russell	Powe	Okot
at Missouri 1/27	DeShields	Jordan	Russell	Powe	Okot
at LSU 2/2	DeShields	Jordan	Prater	Powe	Okot
Arkansas 2/6	DeShields	Jordan	Prater	Powe	Okot
Alabama 2/9	DeShields	Jordan	Prater	Powe	Okot
at Vanderbilt 2/13	DeShields	Jordan	Prater	Powe	Okot
at Florida 2/16	DeShields	Jordan	Prater	Powe	Okot
Texas A&M 2/23	DeShields	Jordan	Prater	Powe	Okot

STARTING LINEUPS WIN/LOSS

14-6	DeShields	Jordan	Russell	Powe	Okot
3-3	DeShields	Jordan	Prater	Powe	Okot
1-0	DeShields	McPhaul	Jordan	Prater	Okot
1-0	DeShields	Jordan	Russell	Prater	Okot

STARTERS/BENCH POINTS PRODUCTION

	MISSISSIPPI STATE		OPPONENT	
	STARTERS	BENCH	STARTERS	BENCH
Memphis 11/7	67	33	44	12
Alcorn State 11/10	43	30	24	21
Alabama State 11/13	52	31	5	24
Chattanooga 11/17	61	8	34	10
Mercer 11/20	54	27	38	6
vs. Jacksonville 11/24	43	37	23	12
vs. Utah 11/28	56	10	50	12
vs. South Florida 11/29	47	12	41	11
at Georgia Tech 12/4	63	12	48	30
at Chicago State 12/8	68	34	26	16
vs. Belmont 12/14	58	15	58	12
at ULM 12/17	56	22	44	26
at UMES 12/20	50	20	41	11
SCSU 12/29	59	36	21	26
at Kentucky 1/2	39	30	86	5
South Carolina 1/5	45	23	54	41
Oklahoma 1/9	59	22	53	24
at Georgia 1/12	65	14	56	12
at Tennessee 1/16	46	27	63	23
Ole Miss 1/19	50	13	66	5
Auburn 1/23	62	34	48	8
at Missouri 1/27	71	6	66	12
at LSU 2/2	34	33	74	7
Arkansas 2/6	61	17	44	11
Alabama 2/9	42	18	69	11
at Vanderbilt 2/13	67	18	55	22
at Florida 2/16	50	16	59	10
Texas A&M 2/23	60	21	39	16

<b>TOTALS</b>	<b>1528</b>	<b>617</b>	<b>1329</b>	<b>436</b>
<b>AVERAGES</b>	<b>54.6</b>	<b>22.0</b>	<b>47.5</b>	<b>15.6</b>

2024-25 MISCELLANEOUS STATISTICS

JUMP BALLS WON

Mississippi State	21 (16-5)
Opponents	7 (3-4)
Overtime	

SCORING SUMMARY

ALL GAMES

	1ST	2ND	3RD	4TH	OT	TOTAL
Mississippi State	527 (+93)	520 (+108)	573 (+139)	507 (+34)	20 (+8)	2,147 (+382)
Opponents	434	412	434	473	12	1,765

SEC GAMES

	1ST	2ND	3RD	4TH	OT	TOTAL
Mississippi State	241 (-14)	258 (+14)	283 (+19)	241 (-23)	20 (+8)	1,043 (+4)
Opponents	255	244	264	264	12	1,039

WIN/LOSS MARGIN

	1	2	3	4	5	6	7	8	9	10-14	15-19	20+
Wins	-	-	1	1	-	-	-	2	-	1	1	13
Losses	1	-	2	-	-	-	-	1	-	2	-	3

LEADS AND DEFICITS

Largest Lead After First Quarter	22 (31-9), at Chicago State, 12/8/24
Largest Halftime Lead	46 (63-17), at Chicago State, 12/8/24
Largest Halftime Lead Blown	5 (39-34), at Georgia Tech, 12/4/24
Largest Halftime Deficit	25, (22-47), vs. Alabama, 2/9/25
Largest Halftime Deficit Overcome	5, (24-29), vs. Belmont, 12/14/24
Largest 1st Half Lead	46 (63-17), at Chicago State, 12/8/24
Largest 1st Half Lead Blown	7 (7-0, 35-28, 39-32), at Georgia Tech, 12/4/24
Largest 1st Half Deficit	28, (17-45), vs. Alabama, 2/9/25
Largest 1st Half Deficit Overcome	10, (9-19), at Vanderbilt, 2/13/25
Largest Lead After Third Quarter	52 (85-33), at Chicago State, 12/8/24
Largest 2nd Half Lead	62 (100-38, 98-36), at Chicago State, 12/8/24
Largest 2nd Half Lead Blown	9 (2x) Last: (64-55, 66-69), at Florida, 2/16/25
Largest 2nd Half Deficit	29, (66-95), vs. South Carolina, 1/5/25
Largest 2nd Half Deficit Overcome	11, (37-48), vs. Belmont, 12/14/24
Largest Overall Lead	62 (100-38, 98-36), at Chicago State, 12/8/24
Largest Overall Lead Blown	9 (16-5, 53-44), at Missouri, 1/27/25
Largest Overall Deficit	29, (66-95), vs. South Carolina, 1/5/25
Largest Overall Deficit Overcome	11, (37-48), vs. Belmont, 12/14/24
Largest Margin of Victory	60 (102-42), at Chicago State, 12/8/24

HOME/ROAD/NEUTRAL SPLITS

Field Goal% / Opp. Field Goal% At Home	47.6 (391-821) / 38.1 (276-725)
Field Goal% / Opp. Field Goal% On The Road	44.9 (324-722) / 39.6 (281-710)
Field Goal% / Opp. Field Goal% At Neutral Site	44.1 (105-238) / 33.0 (74-224)
Three-Point Field Goal% / Opp. Three-Point Field Goal% At Home	32.4 (96-269) / 28.1 (70-249)
Three-Point Field Goal% / Opp. Three-Point Field Goal% On The Road	32.7 (81-248) / 35.8 (93-260)
Three-Point Field Goal% / Opp. Three-Point Field Goal% At Neutral Site	20.3 (15-74) / 23.2 (22-95)
Free Throw% / Opp Free Throw% At Home	75.4 (150-199) / 71.4 (132-185)
Free Throw% / Opp Free Throw% On The Road	67.5 (112-166) / 80.1 (137-171)
Free Throw% / Opp Free Throw% At Neutral Site	68.8 (53-77) / 71.0 (49-69)
Scoring Average / Opp. Scoring Average At Home	79.1 / 58.0 (+21.1)
Scoring Average / Opp. Scoring Average On The Road	76.5 / 72.0 (+4.5)
Scoring Average / Opp. Scoring Average At Neutral Site	69.5 / 54.8 (+14.8)

ATTENDANCE

	GAMES	RECORD	TOTAL	AVERAGE	HIGHEST
Home	13	10-3	61,950	4,765	6,925
Away	11	5-6	39,575	3,597	11,275
Neutral	4	4-0	6,992	1,748	3,846

MISSISSIPPI STATE QUARTER BREAKDOWN

Most 1st Quarter Points	31, at Chicago State, 12/8/24
Most 2nd Quarter Points	33, vs. Auburn, 1/23/25
Most 3rd Quarter Points	35, vs. Auburn, 1/23/25
Most 4th Quarter Points	32, vs. Belmont, 12/14/24
Most Overtime Points	20, at Vanderbilt, 2/13/25
Fewest 1st Quarter Points	9, at Vanderbilt, 2/13/25
Fewest 2nd Quarter Points	9, vs. Ole Miss, 1/19/25
Fewest 3rd Quarter Points	11, vs. South Carolina, 1/5/25
Fewest 4th Quarter Points	7, vs. Alcorn State, 11/10/24
Fewest Overtime Points	20, at Vanderbilt, 2/13/25

OPPONENTS QUARTER BREAKDOWN

Most 1st Quarter Points	26, vs. Alabama, 2/9/25
Most 2nd Quarter Points	29, vs. South Carolina, 1/5/25
Most 3rd Quarter Points	26, vs. South Carolina, 1/5/25
Most 4th Quarter Points	28, vs. Oklahoma, 1/9/25
Most Overtime Points	12, at Vanderbilt, 2/13/25
Fewest 1st Quarter Points	7, vs. Alabama State, 11/13/24
Fewest 2nd Quarter Points	4, vs. Auburn, 1/23/25
Fewest 3rd Quarter Points	1, vs. Alabama State, 11/13/24 (PROGRAM RECORD)*
Fewest 4th Quarter Points	9, at Chicago State, 12/8/24, vs. Jacksonville, 11/24/24
Fewest Overtime Points	12, at Vanderbilt, 2/13/25

\*denotes program record for lowest amount of points scored in any quarter.

HALF BREAKDOWN

Most Mississippi State Half Points	64 (34, 30, 2H), vs. Memphis, 11/7/24
Most Mississippi State 1st Half Points	63 (31, 32), at Chicago State, 12/8/24
Most Mississippi State 2nd Half Points	64 (34, 30), vs. Memphis, 11/7/24
Fewest Mississippi State Half Points	23 (11, 12), vs. Utah, 11/28/24
Fewest Mississippi State 1st Half Points	22, (11, 11), vs. Alabama, 2/9/25
Fewest Mississippi State 2nd Half Points	23 (11, 12), vs. Utah, 11/28/24
Most Opponent Half Points	49 (25, 24, 1H), at Kentucky, 1/2/25
Most Opponent 1st Half Points	49 (25, 24), at Kentucky, 1/2/25
Most Opponent 2nd Half Points	53 (26, 29), vs. South Carolina, 1/5/25
Fewest Opponent Half Points	13 (1, 12, 2H), vs. Alabama State, 11/13/24
Fewest Opponent 1st Half Points	16 (7, 9), vs. Alabama State, 11/13/24
Fewest Opponent 2nd Half Points	13 (1, 12, 2H), vs. Alabama State, 11/13/24

MISSISSIPPI STATE OFFENSIVE PRODUCTION (FIELD-GOAL PERCENTAGE)

10 FG%	
20 FG%	
30 FG% (6, 3-3)	Last: 38.9 at Vanderbilt (Feb. 13)
40 FG% (15, 10-5)	Last: 44.3 vs. Texas A&M (Feb. 23)
50 FG% (6, 5-1)	Last: 59.4 vs. SCSU (Dec. 29)
60 FG% (1, 1-0)	Last: 62.3 vs. Auburn (Jan. 23)

(TOTAL GAMES, RECORD IN GAMES)

MISSISSIPPI STATE DEFENSIVE PRODUCTION (OPPONENT FIELD-GOAL PERCENTAGE)

10 FG%	(1, 1-0)	Last: 18.9 vs Jacksonville (Nov. 24)
20 FG%	(6, 6-0)	Last: 28.8 at Chicago State (Dec. 8)
30 FG%	(10, 9-1)	Last: 37.2 at Vanderbilt (Feb. 13)
40 FG%	(7, 3-4)	Last: 41.7 vs. Texas A&M (Feb. 23)
50 FG%	(4, 0-4)	Last: 50.0 at Florida (Feb. 16)

(TOTAL GAMES, RECORD IN GAMES)



2024-25 SPECIALTY SCORING STATISTICS

	TURNOVERS				PAINT				SECOND CHANCE				FAST BREAKS				BENCH			
	MSU	OPP	MAR	1H/2H	MSU	OPP	MAR	1H/2H	MSU	OPP	MAR	1H/2H	MSU	OPP	MAR	1H/2H	MSU	OPP	MAR	1H/2H
Memphis 11/7	23	4	+19	7/16	46	16	+30	12/34	24	11	+13	8/16	15	11	+4	11/4	33	12	+21	9/24
Alcorn State 11/10	29	9	+20	19/10	30	10	+20	20/10	14	8	+6	8/6	11	1	+10	6/5	30	21	+9	17/13
Alabama State 11/13	36	11	+25	18/18	36	6	+30	14/22	25	9	+16	8/17	12	0	+12	6/6	31	24	+7	13/18
Chattanooga 11/17	19	6	+13	7/12	36	12	+24	12/24	13	21	-8	5/8	7	6	+1	2/5	8	10	-2	6/2
Mercer 11/20	17	12	+5	9/8	44	14	+30	20/24	7	2	+5	2/5	7	13	-6	2/5	27	6	+21	9/18
vs. Jacksonville 11/24	21	12	+9	5/16	50	18	+32	20/30	20	4	+16	10/10	11	1	+10	2/9	37	12	+25	12/25
vs. Utah 11/28	15	24	-9	3/12	28	24	+4	8/20	14	13	+1	2/12	5	5	-	0/5	10	12	-2	7/3
vs. South Florida 11/29	19	4	+15	11/8	38	26	+12	20/18	9	5	+4	7/2	10	5	+5	5/5	12	11	+1	2/10
at Georgia Tech 12/4	2	13	-11	0/2	42	34	+8	26/16	0	9	-9	0/0	11	4	+7	9/2	12	30	-18	6/6
at Chicago State 12/8	32	12	+20	19/13	50	22	+28	26/24	22	9	+13	10/12	16	8	+8	10/6	34	16	+18	19/15
vs. Belmont 12/14	12	16	-4	6/6	46	24	+22	12/34	18	3	+15	10/8	6	11	-5	0/6	15	12	+3	4/11
at ULM 12/17	16	24	-8	10/6	44	24	+20	26/18	11	15	-4	7/4	7	6	+1	2/5	22	26	-4	16/6
at UMES 12/20	20	6	-14	12/8	50	18	+32	24/26	6	3	+3	2/4	9	0	+9	5/4	20	11	+9	9/11
SCSU 12/29	16	28	-12	10/6	42	16	+26	28/14	15	3	+12	13/2	23	6	+17	13/10	36	26	+10	17/19
at Kentucky 1/2	8	15	-4	2/6	42	12	+30	22/20	18	8	+10	9/9	4	2	+2	0/4	30	5	+25	12/18
South Carolina 1/5	6	23	-17	6/0	42	44	-2	22/20	9	11	-2	5/4	6	15	-9	4/2	23	41	-18	6/17
Oklahoma 1/9	25	12	+13	9/16	30	32	-2	12/18	10	11	-1	4/6	14	20	-6	5/9	22	24	-2	7/15
at Georgia 1/12	8	21	-13	6/2	24	20	+4	6/18	9	17	-8	3/6	4	11	-7	0/4	14	12	+2	14/0
at Tennessee 1/16	14	30	-16	5/9	34	28	+6	18/16	12	9	+3	6/6	21	13	+8	10/11	27	23	+4	10/17
Ole Miss 1/19	10	26	-16	0/10	30	42	-12	14/16	7	5	+2	2/5	7	6	+1	0/7	13	5	+8	4/9
Auburn 1/23	15	15	0	7/8	56	26	+30	32/24	17	8	+9	10/7	15	4	+11	6/9	34	8	+26	23/11
at Missouri 1/27	8	15	-7	2/6	32	26	+6	14/18	15	13	+2	4/11	13	6	+7	8/5	6	12	-6	4/2
at LSU 2/2	19	23	-4	11/8	36	40	-4	20/16	11	12	-1	6/5	2	11	-9	0/2	33	7	+26	23/10
Arkansas 2/6	27	14	+13	15/12	44	28	+16	24/20	15	5	+10	6/9	12	14	-2	6/6	17	11	+6	10/7
Alabama 2/9	16	11	+5	7/9	26	32	-6	10/16	6	16	-10	2/4	5	18	-13	0/5	18	11	+7	5/13
at Vanderbilt 2/13	17	26	-9	6/11	66	30	+33	20/46	24	9	+15	12/12	8	18	-10	0/8	18	22	-4	7/11
at Florida 2/16	17	24	-7	4/13	20	34	-14	14/6	12	7	+5	7/5	7	7	0	2/5	16	10	+6	10/6
Texas A&M 2/23	18	7	+11	4/14	42	26	+16	22/20	18	9	+9	10/8	17	3	+14	2/15	21	16	+5	9/12

<b>TOTALS</b>	485	443	+66	220/265	1106	684	+419	518/588	381	255	+126	177/203	285	225	+60	116/159	619	436	+183	290/329
<b>AVERAGES</b>	17.3	15.8	+2.4		39.5	24.4	+15.0		13.6	9.1	+4.5		10.2	8.0	+2.1		22.1	15.6	+6.5	
<b>W/L/T IN EACH STAT</b>	12 (11-1) / 15 (7-8) / 1 (1-0)				22 (18-4) / 6 (1-5) / 0				20 (15-5) / 8 (4-4) / 0				17 (12-5) / 9 (6-3) / 2 (1-1)				20 (14-6) / 8 (5-3) / 0			

2024-25 PLAYER PRODUCTION CHARTS

0 | JR. | G | 5-5 | DENIM DESHIELDS

	22-23*	23-24*	24-25	CAREER
Double-Double	1	1		2
10+ Points	19	19	4	42
20+ Points	5	7		12
30+ Points	1	1		2
3+ 3FG Made	4	1	1	6
5+ Free Throws Made	6	7	1	14
5+ Rebounds	7	9		16
5+ Assists	13	17	7	37
10+ Rebounds				
10+ Assists	2	2		4
3+ Blocks				
3+ Steals	2	6	4	12

\* AT UAB (2022-24)

1 | R-JR. | G | 5-9 | DESTINEY MCPHAUL

	24-25	CAREER
Double-Double		
10+ Points	11	11
20+ Points		
30+ Points		
3+ 3FG Made	2	2
5+ Free Throws Made	2	2
5+ Rebounds	2	2
5+ Assists	4	4
10+ Rebounds		
10+ Assists		
3+ Blocks		
3+ Steals	4	4

2 | GR. | G | 5-10 | JERKAILA JORDAN

	20-21*	21-22	22-23	23-24	24-25	CAREER
Double-Double	3	1	7	4		15
10+ Points	23	21	20	27	22	113
20+ Points	10	6	5	11	10	42
30+ Points				1	1	2
3+ 3FG Made	6	5	7	2	4	24
5+ Free Throws Made	6	1	3	8	6	25
5+ Rebounds	9	16	18	21	17	81
5+ Assists	1		1	3	1	6
10+ Rebounds	3	2	7	4		16
10+ Assists						
3+ Blocks		2	1	2	2	7
3+ Steals	9	10	14	13	8	54

\* AT TULANE (2020-21)

4 | GR. | G/F | 6-0 | ENIYA RUSSELL

	20-21*	21-22*	22-23!	23-24!	24-25	CAREER
Double-Double					1	1
10+ Points	2		2	16	19	39
20+ Points			4	2	6	12
30+ Points						
3+ 3FG Made				5	5	10
5+ Free Throws Made	1			5	6	11
5+ Rebounds	1	1	10	14	26	52
5+ Assists		2	10	12	24	48
10+ Rebounds			2	2	4	8
10+ Assists						
3+ Blocks						
3+ Steals			1	1	2	4

! AT KENTUCKY (2022-24), \* AT SOUTH CAROLINA (2020-22)

5 | GR. | G/F | 5-10 | CHANDLER PRATER

	20-21*	21-22*	22-23*	23-24!	24-25	CAREER
Double-Double	4		1			5
10+ Points	3	11	14	3	7	38
20+ Points			2			2
30+ Points						
3+ 3FG Made			1		1	2
5+ Free Throws Made		2	3			5
5+ Rebounds	1	13	19	3	11	47
5+ Assists		1	5	1		7
10+ Rebounds			6	1		7
10+ Assists						
3+ Blocks			2			2
3+ Steals	1	2	9	1		13

! AT OKLAHOMA STATE (2023-24), \* AT KANSAS (2020-23)

8 | FR. | G/F | 6-2 | ANAISHA CARRIERE

	24-25	CAREER
Double-Double		
10+ Points		
20+ Points		
30+ Points		
3+ 3FG Made		
5+ Free Throws Made		
5+ Rebounds		
5+ Assists		
10+ Rebounds		
10+ Assists		
3+ Blocks		
3+ Steals		

2024-25 PLAYER PRODUCTION CHARTS

11 | FR. | F | 6-2 | TAHJ-MONET BLOOM

	24-25	CAREER
Double-Double		
10+ Points		
20+ Points		
30+ Points		
3+ 3FG Made		
5+ Free Throws Made		
5+ Rebounds		
5+ Assists		
10+ Rebounds		
10+ Assists		
3+ Blocks		
3+ Steals		

13 | R-FR. | C | 6-7 | ROCÍO JIMÉNEZ

	24-25	CAREER
Double-Double		
10+ Points		
20+ Points		
30+ Points		
3+ 3FG Made		
5+ Free Throws Made		
5+ Rebounds		
5+ Assists		
10+ Rebounds		
10+ Assists		
3+ Blocks		
3+ Steals		

14 | SR. | F/C | 6-2 | KAYLA THOMAS

	21-22*	22-23*	23-24!	24-25	CAREER
Double-Double			1		1
10+ Points		7			7
20+ Points					
30+ Points					
3+ 3FG Made					
5+ Free Throws Made		1			1
5+ Rebounds		1	11		12
5+ Assists					
10+ Rebounds			1		1
10+ Assists					
3+ Blocks					
3+ Steals					

! AT GEORGIA SOUTHERN (2023-24), \* AT PENN STATE (2021-23)

15 | JR. | C | 6-6 | MADINA OKOT

	24-25	CAREER
Double-Double	10	10
10+ Points	18	18
20+ Points	2	2
30+ Points		
3+ 3FG Made		
5+ Free Throws Made		
5+ Rebounds	26	26
5+ Assists		
10+ Rebounds	14	14
10+ Assists		
3+ Blocks	2	2
3+ Steals	4	4

21 | JR. | G/F | 6-1 | DEBREASHA POWE

	22-23	23-24	24-25	CAREER
Double-Double	2			2
10+ Points	10	13	9	32
20+ Points	1	2		3
30+ Points				
3+ 3FG Made	3	10	10	23
5+ Free Throws Made		1		1
5+ Rebounds	19	10	6	35
5+ Assists				
10+ Rebounds	2			2
10+ Assists				
3+ Blocks	1	1	1	3
3+ Steals	4	2	2	8

24 | SO. | F/C | 6-5 | QUANIRAH MONTAGUE

	23-24	24-25	CAREER
Double-Double	1	1	2
10+ Points	1	3	4
20+ Points			
30+ Points			
3+ 3FG Made			
5+ Free Throws Made			
5+ Rebounds	4	12	16
5+ Assists			
10+ Rebounds	1	2	3
10+ Assists			
3+ Blocks	2	1	3
3+ Steals			

THE LAST TIME

A MISSISSIPPI STATE TEAM

Won 30 Consecutive Games.....	32, 11/10/17-3/3/18
Won 10 Consecutive Home Games.....	32, 3/17/17-2/10/19
Won 10 Consecutive Road Games.....	14, 12/20/18-1/9/20
Lost Five Consecutive Games.....	5, 2/11/24-2/29/24
Defeated A No. 1 Team.....	vs. No. 1 UConn 66-64, 3/31/17
Defeated A Top-10 Team.....	vs. No. 10/11 Oklahoma 81-77, 1/9/25
Defeated A Top-10 Team At Home.....	vs. No. 10/11 Oklahoma 81-77, 1/9/25
Defeated A Top-25 Team.....	vs. No. 10/11 Oklahoma 81-77, 1/9/25
Defeated A Top-25 Team On The Road.....	at No. 23 Tennessee 72-55, 2/6/20
Overcame A 10-Point Deficit To Win.....	11, vs. Belmont, 12/14/24
Overcame A 10-Point Halftime Deficit To Win.....	11, at Auburn, 2/21/20
Overcame A Five-Point Deficit In Fourth Quarter To Win.....	6, at Kentucky, 2/1/24
Won An Overtime Game.....	at Kentucky, 77-74 (OT), 2/1/24
Lost An Overtime Game.....	at Ole Miss, 71-75 (OT), 2/18/24
Won A Double Overtime Game.....	at Vanderbilt, 85-77 (2OT), 2/13/25
Lost A Double Overtime Game.....	at Kentucky, 90-92 (2OT), 2/12/15
Scored 100 Points.....	102, at Chicago State, 12/8/24
Scored 100 Points In Three-Straight Games.....	4, 11/15/18-11/24/18
Scored 100 Points At Home.....	100, vs. Memphis, 11/7/24
Scored 100 Points On The Road.....	102, at Chicago State, 12/8/24
Scored 100 Points At Neutral Site.....	102, vs. Tulsa, 11/26/23
Scored 90 Points.....	96, vs. Auburn, 1/23/25
Scored 90 Points On The Road.....	102, at Chicago State, 12/8/24
Two Players Score 30 Points.....	McCowan (35) and Vivians (30), vs. Oregon, 12/13/17
Three Players Score 20 Points.....	Espinoza-Hunter (24), McCowan (24), Scott (20), vs. Arkansas, 3/10/19
Two Players Score 20 Points.....	Jordan (21) and Okot (21), at Vanderbilt, 2/13/25
Made 50 Field Goals.....	53, vs. Judson College, 2/24/86
Made 40 Field Goals.....	40, at Chicago State, 12/8/24
Attempted 80 Field Goals.....	87, vs. McNeese State, 12/1/21
Attempted 90 Field Goals.....	90 at Vanderbilt, 2/13/25
Attempted 100 Field Goals.....	104, vs. Montevallo 11/19/79
Shot 60% from the field.....	62.3, vs. Auburn, 1/23/25
Shot 55% from the field.....	59.4, vs. South Carolina State, 12/29/24
Made 10 Three-Point Field Goals.....	14, at Georgia, 1/12/25
Made 15 Three-Point Field Goals.....	18, vs. Troy, 12/14/20
Attempted 30 Three-Point Field Goals.....	31, at LSU, 2/2/25
Shot 55% From Three.....	55.0 (11-20), vs. Missouri, 3/3/24
Shot 60% From Three.....	62.5 (5-8), at Ole Miss, 3/1/20
Shot 65% From Three.....	68.8 (11-16), vs. Old Dominion 12/19/22
Made 25 Free Throws.....	25, vs. Grambling State, 12/4/22
Made 30 Free Throws.....	33, vs. Louisiana Tech, 12/11/14
Attempted 30 Free Throws.....	38, vs. Mississippi Valley State, 12/29/23
Attempted 45 Free Throws.....	46, vs. Louisiana Tech, 12/11/14
Shot 90% From Free Throw Line (Min. 10 Made).....	95 (20-21), vs. Chattanooga, 11/17/24
Had 65 Rebounds.....	65, at Vanderbilt, 2/13/25
Had 70 Rebounds.....	70, vs. Alcorn State, 11/6/23
Had 75 Rebounds.....	78, vs. Judson College, 2/24/86
Had 25 Assists.....	27, vs. South Carolina State, 12/29/24
Had 35 Assists.....	37, vs. Memphis, 1/3/80
Had 10 Blocked Shots.....	12, vs. Mississippi Valley State, 12/29/23
Had 15 Steals.....	16, vs. South Carolina State, 12/29/24
Had 20 Steals.....	20, vs. Mississippi Valley State, 11/24/15
Had 30 Steals.....	30, vs. New Orleans, 11/17/13
Had Four Freshmen Start A Single Game.....	4, at Vanderbilt, 1/12/06

AN OPPONENT

Scored 35 Points Or Less.....	35, vs. Jacksonville, 11/24/24
Scored 30 Points Or Less.....	29, vs. Alabama State, 11/13/24
Shot 60% From The Field.....	61.0%, vs. Florida, 2/11/24
Shot 55% From The Field.....	55.8%, vs. Clemson, 11/24/23
Shot Below 20% From The Field.....	18.9%, vs. Jacksonville, 11/24/24
Made 10 Or Less Field Goals.....	10, vs. Jacksonville, 11/24/24

A MISSISSIPPI STATE PLAYER

Scored 30 Points.....	36, Jerkaila Jordan at Penn State, 3/28/24
Scored 40 Points.....	40, Jerkaila Jordan at Missouri, 1/27/25
Scored 45 Points.....	47, Tan White vs. Vanderbilt (2OT), 2/3/05
Scored In Double Figures In 100-Straight Games.....	125, LaToya Thomas, 11/19/99-3/24/03
Scored In Double Figures In 10-Straight Games.....	17, Anastasia Hayes, 12/1/21-2/3/22
Scored 30 Points In Two-Straight Games.....	Tan White, vs. Arkansas, 3/3/05, vs. Auburn, 2/27/05
Scored 20 Points In Five-Straight Games.....	5, Jerkaila Jordan, 11/29/24-12/17/24
Scored 20 Points In 10-Straight Games.....	12, LaToya Thomas, 2/1/01-3/20/01
Had All Five Starters In Double Figures.....	vs. Tulsa, 11/26/23
Had Six Players Scored In Double Figures.....	6, vs. South Carolina State, 12/29/24
Had Five Players Scored In Double Figures In Two-Straight Games.....	2, vs. Murray State, 11/15/19, vs. Troy, 11/18/19
Made 15 Field Goals.....	18, Rickea Jackson vs. McNeese State, 12/1/21
Made 20 Field Goals.....	20, LaToya Thomas vs. Tulsa, 11/17/02
Made 10 Three-Point Field Goals.....	10, Lauren Park-Lane at Colorado State, 12/20/23
Made 10 Free Throws.....	10, Jerkaila Jordan at Penn State, 3/28/24
Made 15 Free Throws.....	18, Jennifer Fambrough vs. Northwestern State, 12/19/98
Had 15 Rebounds.....	15, Madina Okot and Jerkaila Jordan vs. Belmont, 12/14/24
Had 20 Rebounds.....	23, Madina Okot at Vanderbilt, 2/13/25
Had 25 Rebounds.....	25, Teaira McCowan vs. Louisville, 3/30/18
Had 10 Rebounds In Five-Straight Games.....	7, Teaira McCowan, 2/28/19-3/24/19
Had Four Players Record 10 Rebounds.....	Barnum, Carter, Montague, Rogers, vs. Mississippi Valley State, 2/29/23
Had 10 Offensive Rebounds.....	11, Jessika Carter vs. Jackson State, 12/14/23
Had 10 Defensive Rebounds.....	11, Jerkaila Jordan, vs. Belmont, 12/14/24
Had 15 Defensive Rebounds.....	16, Jessika Carter vs. Kentucky, 2/22/24
Had 10 Assists.....	10, Darrione Rogers vs. Mississippi Valley State, 11/29/23
Had 15 Assists.....	17, Polly Branch vs. Bryan, 2/1/86
Blocked Five Shots.....	5, Jerkaila Jordan, at Chicago State, 12/8/24
Blocked 10 Shots.....	10, Martha Alwal vs. Jacksonville State, 11/11/11
Had Six Steals.....	6, Mjracle Sheppard vs. LSU, 1/29/24
Had Seven Steals.....	7, Mjracle Sheppard vs. Kennesaw State, 12/11/23
Had 20 Points And 10 Assists.....	Lauren Park-Lane, 20 points and 10 assists vs. Miami (Fla.), 11/29/23
Had 15 Points And 15 Rebounds.....	Jerkaila Jordan, 24 points and 15 rebounds, vs. Belmont 12/14/24
Had 20 Points And 15 Rebounds.....	Jerkaila Jordan, 24 points and 15 rebounds, vs. Belmont 12/14/24
Had 20 Points And 20 Rebounds.....	Madina Okot, 21 points and 23 rebounds at Vanderbilt, 2/13/25
Had A Double-Double In Three-Straight Games.....	3, Madina Okot, 12/8/24-12/17/24
Had A Double-Double In Five-Straight Games.....	8, Teaira McCowan, 2/28/19-3/29/19
Had Two Players Record A Double-Double.....	Jordan, Okot vs. Arkansas, 2/6/25
Had Three Players Record A Double-Double.....	Barnum, Carter, Montague vs. Mississippi Valley State, 2/29/23
Had 10 Double-Doubles In A Season.....	10 (and counting), Madina Okot, 2024-25
Had A Triple-Double.....	Darrione Rogers, 14 points, 12 rebounds, 10 assists vs. Mississippi Valley State, 12/29/23
Had 15 Points, 10 Rebounds and Five Steals.....	Madina Okot, 17 points, 12 rebounds, five steals, vs. Alabama State, 11/13/24
Had 15 Points, 10 Rebounds and Five Assists.....	Eniya Russell, 16 points, 10 rebounds, six assists at UMS, 12/20/24

2024-25 BOX SCORES



MISSISSIPPI STATE 100, MEMPHIS 56

Nov. 7, 2024 | Starkville, Miss. | Humphrey Coliseum | 4,971



MISSISSIPPI STATE 73, ALCORN STATE 45

Nov. 10, 2024 | Starkville, Miss. | Humphrey Coliseum | 4,504



Official Basketball Box Score - Final Memphis at Mississippi St.

Game Time: 6:32 PM Game Duration: 1:52 Attendance: 4,971

Official Basketball Box Score - Final Alcorn at Mississippi St.

Game Time: 4:31 PM Game Duration: 1:55 Attendance: 4,504

Memphis - 56

Record: 1-1

Main box score table for Memphis vs Mississippi State game.

Shooting By Period and Technical Fouls for Memphis vs Mississippi State game.

Alcorn - 45

Record: 1-2

Main box score table for Alcorn vs Mississippi State game.

Shooting By Period and Technical Fouls for Alcorn vs Mississippi State game.

Mississippi St. - 100

Record: 1-0

Main box score table for Mississippi State vs Memphis game.

Shooting By Period and Technical Fouls for Mississippi State vs Memphis game.

Mississippi St. - 73

Record: 2-0

Main box score table for Mississippi State vs Alcorn game.

Shooting By Period and Technical Fouls for Mississippi State vs Alcorn game.

MEM MSU

Summary statistics for Memphis vs Mississippi State game.

ASU MSU

Summary statistics for Mississippi State vs Alcorn game.



MISSISSIPPI STATE 83, ALABAMA STATE 29

Nov. 13, 2024 | Starkville, Miss. | Humphrey Coliseum | 6,585



MISSISSIPPI STATE 69, CHATTANOOGA 44

Nov. 17, 2024 | Starkville, Miss. | Humphrey Coliseum | 4,037



Official Basketball Box Score - Final Alabama St. at Mississippi St.

Game Time: 11:02 AM Game Duration: 1:43 Attendance: 6,585

Official Basketball Box Score - Final Chattanooga at Mississippi St.

Game Time: 2:02 PM Game Duration: 1:47 Attendance: 4,037

Alabama St. - 29

Record: 2-1

Main box score table for Alabama State vs Mississippi State game.

Shooting By Period and Technical Fouls for Alabama State vs Mississippi State game.

Chattanooga - 44

Record: 2-3

Main box score table for Chattanooga vs Mississippi State game.

Shooting By Period and Technical Fouls for Chattanooga vs Mississippi State game.

Mississippi St. - 83

Record: 3-0

Main box score table for Mississippi State vs Alabama State game.

Shooting By Period and Technical Fouls for Mississippi State vs Alabama State game.

Mississippi St. - 69

Record: 4-0

Main box score table for Mississippi State vs Chattanooga game.

Shooting By Period and Technical Fouls for Mississippi State vs Chattanooga game.

ASU MSU

Summary statistics for Alabama State vs Mississippi State game.

UTC MSU

Summary statistics for Chattanooga vs Mississippi State game.

MISSISSIPPI STATE WOMEN'S BASKETBALL

2024-25 BOX SCORES

5

MISSISSIPPI STATE 81, MERCER 44

Nov. 20, 2024 | Starkville, Miss. | Humphrey Coliseum | 4,003



Official Basketball Box Score - Final
Mercer at Mississippi St.
11/20/24 Humphrey Coliseum, Starkville
2024-25 Women's Basketball

Officials: Puatari Spurlock, Kevin Pethel, Teresa Stuck

6

MISSISSIPPI STATE 80, JACKSONVILLE 35

Nov. 20, 2024 | Kissimmee, Fla. | State Farm Field House | 1,310



Official Basketball Box Score - Final
Mississippi St. at Jacksonville
11/20/24 State Farm Field House, Kissimmee
2024-25 Women's Basketball

Officials: Deanna Jackson, Maggie Tieman, Tasha Smith



Table with columns: NO. Name, Min, FG, M-A, 3P, M-A, FT, M-A, Rebounds, OR, DR, TOT, Fouls, P, F, TP, AS, TO, ST, Blocks, BS, BA, +/-, Shooting By Period

Table with columns: NO. Name, Min, FG, M-A, 3P, M-A, FT, M-A, Rebounds, OR, DR, TOT, Fouls, P, F, TP, AS, TO, ST, Blocks, BS, BA, +/-, Shooting By Period

Table with columns: NO. Name, Min, FG, M-A, 3P, M-A, FT, M-A, Rebounds, OR, DR, TOT, Fouls, P, F, TP, AS, TO, ST, Blocks, BS, BA, +/-, Shooting By Period

Table with columns: NO. Name, Min, FG, M-A, 3P, M-A, FT, M-A, Rebounds, OR, DR, TOT, Fouls, P, F, TP, AS, TO, ST, Blocks, BS, BA, +/-, Shooting By Period

Summary statistics table for MSU vs MER, including Points from Turnovers, Paint, Second Chance, Fast Breaks, and Bench.

Summary statistics table for JAX vs MSU, including Points from Turnovers, Paint, Second Chance, Fast Breaks, and Bench.

7

MISSISSIPPI STATE 66, UTAH 62

Nov. 29, 2024 | George Town, Cayman Islands | John Gray Gymnasium | 802



Official Basketball Box Score - Final
Mississippi St. at Utah
11/29/24 John Gray Gymnasium, George Town
2024-25 Women's Basketball

Officials: Tyler Trimble, Talisa Green, Mark Resch

8

MISSISSIPPI STATE 59, SOUTH FLORIDA 52

Nov. 29, 2024 | George Town, Cayman Islands | John Gray Gymnasium | 1,034



Official Basketball Box Score - Final
South Florida at Mississippi St.
11/29/24 John Gray Gymnasium, George Town
2024-25 Women's Basketball

Officials: Mark Resch, Tyler Trimble, Tasha Smith



Table with columns: NO. Name, Min, FG, M-A, 3P, M-A, FT, M-A, Rebounds, OR, DR, TOT, Fouls, P, F, TP, AS, TO, ST, Blocks, BS, BA, +/-, Shooting By Period

Table with columns: NO. Name, Min, FG, M-A, 3P, M-A, FT, M-A, Rebounds, OR, DR, TOT, Fouls, P, F, TP, AS, TO, ST, Blocks, BS, BA, +/-, Shooting By Period

Table with columns: NO. Name, Min, FG, M-A, 3P, M-A, FT, M-A, Rebounds, OR, DR, TOT, Fouls, P, F, TP, AS, TO, ST, Blocks, BS, BA, +/-, Shooting By Period

Table with columns: NO. Name, Min, FG, M-A, 3P, M-A, FT, M-A, Rebounds, OR, DR, TOT, Fouls, P, F, TP, AS, TO, ST, Blocks, BS, BA, +/-, Shooting By Period

Summary statistics table for Utah vs MSU, including Points from Turnovers, Paint, Second Chance, Fast Breaks, and Bench.

Summary statistics table for MSU vs USF, including Points from Turnovers, Paint, Second Chance, Fast Breaks, and Bench.







MISSISSIPPI STATE WOMEN'S BASKETBALL

2024-25 BOX SCORES

17

MISSISSIPPI STATE 81, OKLAHOMA 77

Jan. 9, 2025 | Starkville, Miss. | Humphrey Coliseum | 4,316



Official Basketball Box Score - Final
Oklahoma at Mississippi St.
01/09/25 Humphrey Coliseum, Starkville
2024-25 Women's Basketball

Game Time: 6:33 PM
Game Duration: 2:00
Attendance: 4,316

Officials: Tiffany Bird, Kate Lukanich, Bill Larrance

Oklahoma - 77

Record: 13-3 (1-2)

Box score table for Oklahoma vs Mississippi State, including player names, minutes, FG, 3P, FT, Rebounds, Fouls, TP, AS, TO, ST, Blocks, and +/-.

Technical Fouls: NONE

Shooting By Period table for Oklahoma, showing FG, 3PT, FT, and GM FG percentages for each quarter and overall.

Dead Ball Rebounds: 1, 0

Mississippi St. - 81

Record: 14-3 (1-2)

Box score table for Mississippi State vs Oklahoma, including player names, minutes, FG, 3P, FT, Rebounds, Fouls, TP, AS, TO, ST, Blocks, and +/-.

Technical Fouls: NONE

Shooting By Period table for Mississippi State, showing FG, 3PT, FT, and GM FG percentages for each quarter and overall.

Dead Ball Rebounds: 1, 0

Summary statistics table for the game, including Biggest lead, Best Scoring Run, Lead Changes, Times Tied, Time with Lead, Points from Turnovers, Paint, Second Chance, Fast Breaks, and Bench.

18

MISSISSIPPI STATE 79, GEORGIA 68

Jan. 12, 2025 | Athens, Ga. | Stegeman Coliseum | 3,410



Official Basketball Box Score - Final
Mississippi St. at Georgia
01/12/25 Stegeman Coliseum, Athens
2024-25 Women's Basketball

Game Time: 2:00 PM
Game Duration: 1:54
Attendance: 3,410

Officials: Roy Gubeyan, Timothy Daley, Demoya Pugh

Mississippi St. - 79

Record: 15-3 (2-2)

Box score table for Mississippi State vs Georgia, including player names, minutes, FG, 3P, FT, Rebounds, Fouls, TP, AS, TO, ST, Blocks, and +/-.

Technical Fouls: NONE

Shooting By Period table for Mississippi State, showing FG, 3PT, FT, and GM FG percentages for each quarter and overall.

Dead Ball Rebounds: 3, 2

Georgia - 68

Record: 9-9 (1-3)

Box score table for Georgia vs Mississippi State, including player names, minutes, FG, 3P, FT, Rebounds, Fouls, TP, AS, TO, ST, Blocks, and +/-.

Technical Fouls: NONE

Shooting By Period table for Georgia, showing FG, 3PT, FT, and GM FG percentages for each quarter and overall.

Dead Ball Rebounds: 2, 0

Summary statistics table for the game, including Biggest lead, Best Scoring Run, Lead Changes, Times Tied, Time with Lead, Points from Turnovers, Paint, Second Chance, Fast Breaks, and Bench.

19

MISSISSIPPI STATE 73, TENNESSEE 86

Jan. 16, 2025 | Knoxville, Tenn. | Food City Center | 9,018



Official Basketball Box Score - Final
Mississippi State at Tennessee
01/16/25 Food City Center, Knoxville, Tennessee
2024-25 Women's Basketball

Game Time: 7:02 PM
Game Duration: 1:50
Attendance: 9,018

Officials: Joseph Vasily, Angelica Sulferin, Fatou Cissoko-Stephens

Mississippi State - 73

Record: 15-4 (2-3)

Box score table for Mississippi State vs Tennessee, including player names, minutes, FG, 3P, FT, Rebounds, Fouls, TP, AS, TO, ST, Blocks, and +/-.

Technical Fouls: NONE

Shooting By Period table for Mississippi State, showing FG, 3PT, FT, and GM FG percentages for each quarter and overall.

Dead Ball Rebounds: 3, 1

Tennessee - 86

Record: 15-2 (3-2)

Box score table for Tennessee vs Mississippi State, including player names, minutes, FG, 3P, FT, Rebounds, Fouls, TP, AS, TO, ST, Blocks, and +/-.

Technical Fouls: Latham 4, 7, 5, 0

Shooting By Period table for Tennessee, showing FG, 3PT, FT, and GM FG percentages for each quarter and overall.

Dead Ball Rebounds: 4, 0

Summary statistics table for the game, including Biggest lead, Best Scoring Run, Lead Changes, Times Tied, Time with Lead, Points from Turnovers, MSST, TENN, Paint, Second Chance, MSST, TENN, Fast Breaks, and TENN.

20

MISSISSIPPI STATE 63, OLE MISS 71

Jan. 19, 2025 | Starkville, Miss. | Humphrey Coliseum | 6,925



Official Basketball Box Score - Final
Ole Miss at Mississippi St.
01/19/25 Humphrey Coliseum, Starkville
2024-25 Women's Basketball

Game Time: 2:02 PM
Game Duration: 1:51
Attendance: 6,925

Officials: Kevin Pethell, Billy Smith, Kristen Ball

Ole Miss - 71

Record: 13-5 (2-4)

Box score table for Ole Miss vs Mississippi State, including player names, minutes, FG, 3P, FT, Rebounds, Fouls, TP, AS, TO, ST, Blocks, and +/-.

Technical Fouls: NONE

Shooting By Period table for Ole Miss, showing FG, 3PT, FT, and GM FG percentages for each quarter and overall.

Dead Ball Rebounds: 2, 1

Mississippi St. - 63

Record: 15-5 (2-4)

Box score table for Mississippi State vs Ole Miss, including player names, minutes, FG, 3P, FT, Rebounds, Fouls, TP, AS, TO, ST, Blocks, and +/-.

Technical Fouls: NONE

Shooting By Period table for Mississippi State, showing FG, 3PT, FT, and GM FG percentages for each quarter and overall.

Dead Ball Rebounds: 1, 0

Summary statistics table for the game, including Biggest lead, Best Scoring Run, Lead Changes, Times Tied, Time with Lead, Points from Turnovers, OM, State, Paint, Second Chance, OM, State, Fast Breaks, and OM.

MISSISSIPPI STATE WOMEN'S BASKETBALL

2024-25 BOX SCORES

21

MISSISSIPPI STATE 96, AUBURN 56

Jan. 23, 2025 | Starkville, Miss. | Humphrey Coliseum | 4,652



22

MISSISSIPPI STATE 77, MISSOURI 78

Jan. 27, 2025 | Columbia, Mo. | Mizou Arena | 2,514



Official Basketball Box Score - Final
Auburn at Mississippi St.
01/23/25 Humphrey Coliseum, Starkville
2024-25 Women's Basketball

Game Time: 6:32 PM
Game Duration: 1:49
Attendance: 4,652

Officials: Felicia Grinter, Roy Gubeyan, Teresa Stuck

Box score table for Mississippi State vs Auburn. Columns include Player Name, Min, FG, 3P, FT, Rebounds, Fouls, TP, AS, TO, ST, Blocks, +/-.

Shooting By Period table for Auburn. Columns include FG, 3PT, FT percentages for 1st, 2nd, 3rd, and 4th periods, and overall totals.



Official Basketball Box Score - Final
Mississippi St. at Missouri
01/27/25 Mizou Arena, Columbia
2024-25 Women's Basketball

Game Time: 7:00 PM
Game Duration: 2:03
Attendance: 2,514

Officials: Brian Hall, Margaret Tieman, Brian Gardner

Box score table for Mississippi State vs Missouri. Columns include Player Name, Min, FG, 3P, FT, Rebounds, Fouls, TP, AS, TO, ST, Blocks, +/-.

Shooting By Period table for Missouri. Columns include FG, 3PT, FT percentages for 1st, 2nd, 3rd, and 4th periods, and overall totals.

Mississippi St. - 96

Record: 16-5 (3-4)

Box score table for Mississippi State vs Missouri. Columns include Player Name, Min, FG, 3P, FT, Rebounds, Fouls, TP, AS, TO, ST, Blocks, +/-.

Shooting By Period table for Missouri. Columns include FG, 3PT, FT percentages for 1st, 2nd, 3rd, and 4th periods, and overall totals.

Missouri - 78

Record: 12-10 (1-6)

Box score table for Missouri vs Mississippi State. Columns include Player Name, Min, FG, 3P, FT, Rebounds, Fouls, TP, AS, TO, ST, Blocks, +/-.

Shooting By Period table for Missouri. Columns include FG, 3PT, FT percentages for 1st, 2nd, 3rd, and 4th periods, and overall totals.

Summary statistics for Mississippi State vs Missouri. Includes Biggest lead, Best Scoring Run, Lead Changes, Times Tied, Time with Lead, Points from Turnovers, AU State, Period by Period Scoring.

Summary statistics for Missouri vs Mississippi State. Includes Biggest lead, Best Scoring Run, Lead Changes, Times Tied, Time with Lead, Points from Turnovers, MSU Mizou, Period by Period Scoring.

23

MISSISSIPPI STATE 67, LSU 81

Feb. 2, 2025 | Baton Rouge, La. | Pete Maravich Assembly Center | 11,275



24

MISSISSIPPI STATE 78, ARKANSAS 55

Feb. 6, 2025 | Starkville, Miss. | Humphrey Coliseum | 6,568



Official Basketball Box Score - Final
Mississippi St. at LSU
02/02/25 Maravich Assembly Center, Baton Rouge
2024-25 Women's Basketball

Game Time: 1:00 PM
Game Duration: 1:57
Attendance: 11,275

Officials: Joseph Vaszly, Melissa Barlow, Jeffrey Smith

Box score table for Mississippi State vs LSU. Columns include Player Name, Min, FG, 3P, FT, Rebounds, Fouls, TP, AS, TO, ST, Blocks, +/-.

Shooting By Period table for LSU. Columns include FG, 3PT, FT percentages for 1st, 2nd, 3rd, and 4th periods, and overall totals.



Official Basketball Box Score - Final
Arkansas at Mississippi St.
02/06/25 Humphrey Coliseum, Starkville
2024-25 Women's Basketball

Game Time: 6:32 PM
Game Duration: 1:44
Attendance: 6,568

Officials: Sal Esfo, Kyle Bacon, Angel Kent

Box score table for Arkansas vs Mississippi State. Columns include Player Name, Min, FG, 3P, FT, Rebounds, Fouls, TP, AS, TO, ST, Blocks, +/-.

Shooting By Period table for Arkansas. Columns include FG, 3PT, FT percentages for 1st, 2nd, 3rd, and 4th periods, and overall totals.

Box score table for Mississippi State vs LSU. Columns include Player Name, Min, FG, 3P, FT, Rebounds, Fouls, TP, AS, TO, ST, Blocks, +/-.

Shooting By Period table for LSU. Columns include FG, 3PT, FT percentages for 1st, 2nd, 3rd, and 4th periods, and overall totals.

Box score table for Mississippi State vs Arkansas. Columns include Player Name, Min, FG, 3P, FT, Rebounds, Fouls, TP, AS, TO, ST, Blocks, +/-.

Shooting By Period table for Arkansas. Columns include FG, 3PT, FT percentages for 1st, 2nd, 3rd, and 4th periods, and overall totals.

Summary statistics for Mississippi State vs LSU. Includes Biggest lead, Best Scoring Run, Lead Changes, Times Tied, Time with Lead, Points from Turnovers, MSU LSU, Period by Period Scoring.

Summary statistics for Mississippi State vs Arkansas. Includes Biggest lead, Best Scoring Run, Lead Changes, Times Tied, Time with Lead, Points from Turnovers, ARK State, Period by Period Scoring.

2024-25 BOX SCORES

25

MISSISSIPPI STATE 60, ALABAMA 80

Feb. 9, 2025 | Starkville, Miss. | Humphrey Coliseum | 4,554



Official Basketball Box Score - Final
Alabama at Mississippi St.
02/09/25 Humphrey Coliseum, Starkville
2024-25 Women's Basketball
Game Time: 1:02 PM
Game Duration: 1:48
Attendance: 4,554
Officials: Putari Spurbok, Timothy Greene, Natasha Brown

Box score table for Alabama vs Mississippi State 60-80. Includes player stats for Essence Cody, Sarah Ashlee Barker, Zzay Green, etc.

Shooting By Period and Technical Fouls summary for Alabama vs Mississippi State.

Box score table for Mississippi State vs Alabama 80-60. Includes player stats for Madina Okot, Denim DeShields, Jerkalla Jordan, etc.

Shooting By Period and Technical Fouls summary for Mississippi State vs Alabama.

Summary statistics table for Alabama vs Mississippi State including Biggest lead, Best Scoring Run, Lead Changes, etc.

26

MISSISSIPPI STATE 85, VANDERBILT 77 (20T)

Feb. 13, 2025 | Nashville, Tenn. | Memorial Gymnasium | 3,577



Official Basketball Box Score - Final
Mississippi St. at Vanderbilt
02/13/25 Memorial Gymnasium (Vanderbilt), Nashville
2024-25 Women's Basketball
Game Time: 8:00 PM
Game Duration: 2:35
Attendance: 3,577
Officials: Titany Bird, Kale Lukachik, Eric Brewster

Box score table for Mississippi State vs Vanderbilt 85-77. Includes player stats for Madina Okot, Denim DeShields, Jerkalla Jordan, etc.

Shooting By Period and Technical Fouls summary for Mississippi State vs Vanderbilt.

Box score table for Vanderbilt vs Mississippi State 77-85. Includes player stats for Jane Nwabara, Khamla Pierre, Mikayla Blakes, etc.

Shooting By Period and Technical Fouls summary for Vanderbilt vs Mississippi State.

Summary statistics table for Mississippi State vs Vanderbilt including Biggest lead, Best Scoring Run, Lead Changes, etc.

27

MISSISSIPPI STATE 66, FLORIDA 69

Feb. 16, 2025 | Gainesville, Fla. | Exactech Arena | 2,044



Official Basketball Box Score - Final
Mississippi St. at Florida
02/16/25 Exactech Arena at Stephen C. O'Connell Center, Gainesville
2024-25 Women's Basketball
Game Time: 2:00 PM
Game Duration: 2:07
Attendance: 2,044
Officials: Dee Karmer, Kevin Pettif, Sal Echo

Box score table for Mississippi State vs Florida 66-69. Includes player stats for Alexia Dizeko, Ra Shyaya Kyle, Laila Reynolds, etc.

Shooting By Period and Technical Fouls summary for Mississippi State vs Florida.

Box score table for Florida vs Mississippi State 69-66. Includes player stats for Ra Shyaya Kyle, Laila Reynolds, Jeriah Warren, etc.

Shooting By Period and Technical Fouls summary for Florida vs Mississippi State.

Summary statistics table for Mississippi State vs Florida including Biggest lead, Best Scoring Run, Lead Changes, etc.

28

MISSISSIPPI STATE 81, TEXAS A&M 55

Feb. 23, 2025 | Starkville, Miss. | Humphrey Coliseum | 4,696



Official Basketball Box Score - Final
Texas A&M at Mississippi St.
02/23/25 Humphrey Coliseum, Starkville
2024-25 Women's Basketball
Game Time: 2:02 PM
Game Duration: 1:47
Attendance: 4,696
Officials: Joseph Vaszily, Ashley Goode, Maria Gearhart

Box score table for Mississippi State vs Texas A&M 81-55. Includes player stats for Lauren Ware, Erica Moon, Sole Williams, etc.

Shooting By Period and Technical Fouls summary for Mississippi State vs Texas A&M.

Box score table for Texas A&M vs Mississippi State 55-81. Includes player stats for Madina Okot, Denim DeShields, Jerkalla Jordan, etc.

Shooting By Period and Technical Fouls summary for Texas A&M vs Mississippi State.

Summary statistics table for Mississippi State vs Texas A&M including Biggest lead, Best Scoring Run, Lead Changes, etc.

IN THE 2024-25 POLLS/STANDINGS

ASSOCIATED PRESS POLL

Week 16 - Released/Updated on Feb. 24

RANK	SCHOOL	RECORD	POINTS
1.	Texas (19)	26-2	756
2.	UCLA (11)	26-1	736
3.	Notre Dame	24-3	715
4.	USC (1)	25-2	702
5.	UConn	26-3	649
6.	South Carolina	25-3	620
7.	LSU	27-2	590
8.	North Carolina	25-4	529
9.	NC State	22-5	526
10.	TCU	26-3	517
11.	Tennessee	21-6	418
12.	Ohio State	23-4	406
13.	Oklahoma	21-6	382
14.	Kansas State	25-4	376
15.	Kentucky	21-5	353
16.	Duke	21-7	323
17.	Baylor	24-5	256
18.	West Virginia	21-6	225
19.	Maryland	21-6	198
20.	Alabama	22-6	196
21.	Oklahoma State	22-5	147
22.	Creighton	23-4	121
23.	Michigan State	20-7	104
24.	Florida State	22-6	64
25.	Louisville	19-8	46

**OTHERS RECEIVING VOTES:** Georgia Tech 32, South Dakota St. 22, Utah 19, Illinois 14, Richmond 12, California 7, James Madison 5, Mississippi 4, Iowa 2, Harvard 2, Fairfield 1.

USA TODAY/WBCA COACHES' POLL

Week 15 - Released/Updated on Feb. 25

RANK	SCHOOL	RECORD	POINTS
1.	Texas (22)	27-2	761
2.	UCLA (7)	26-1	738
3.	USC (1)	25-2	699
4.	Notre Dame (1)	24-3	695
5.	UConn	26-3	655
6.	South Carolina	25-3	631
7.	LSU	27-2	591
8.	TCU	26-3	527
9.	North Carolina	25-4	525
10.	NC State	22-5	509
11.	Tennessee	21-6	456
12.	Ohio State	23-4	435
13.	Oklahoma	21-6	378
14.	Kentucky	21-5	353
15.	Duke	21-7	339
16.	Kansas State	25-5	306
17.	Maryland	21-6	261
18.	Baylor	25-5	231
19.	West Virginia	21-6	213
20.	Alabama	22-6	183
21.	Creighton	23-4	139
22.	Michigan State	20-7	92
23.	Oklahoma State	22-5	82
24.	Florida State	22-6	81
25.	South Dakota State	24-3	72

**OTHERS RECEIVING VOTES:** Louisville 43; Georgia Tech 35; Ole Miss 22; California 9; Richmond 7; Utah 5; George Mason 1; FGCU 1;

NET RANKINGS

Updated on Feb. 25

CURRENT NET RANKING - 34	
Average NET Win	175
Average NET Loss	24
vs. Top 100	6-9
<b>QUAD 1 (3-7)</b>	
Home	1-3
(2 South Carolina, 14 Oklahoma, 12 Ole Miss, 17 Alabama)	
Away	1-4
(10, LSU, 11 Tennessee, 28 Georgia Tech, 22 Kentucky, 25 Vanderbilt)	
Neutral	1-0
(20 Utah)	
<b>QUAD 2 (1-2)</b>	
Home	0-0
Away	0-2
(55 Florida, 61 Missouri)	
Neutral	1-0
(64 Belmont)	
<b>QUAD 3 (3-0)</b>	
Home	1-0
(56 Auburn)	
Away	1-0
(122 Georgia)	
Neutral	1-0
(66 South Florida)	
<b>QUAD 4 (12-0)</b>	
Home	8-0
(101 Texas A&M, 144 Arkansas, 192 Memphis, 176 Chattanooga, 313 Mercer, 323 Alcorn State, 354 Alabama State, 362 South Carolina State)	
Away	3-0
(189 ULM, 241 UMES, 345 Chicago State)	
Neutral	1-0
(222 Jacksonville)	

2024-25 SEC STANDINGS

	CONFERENCE				OVERALL					Streak	vs. T10	vs. T25
	W-L	Pct.	H	A	W-L	Pct.	H	A	N			
Texas	13-1	.929	7-0	6-1	27-2	.931	14-0	9-2	4-0	W11	6-2	9-2
South Carolina	13-1	.929	7-0	6-1	25-3	.893	13-1	7-2	5-0	W2	5-3	9-3
LSU	12-2	.857	7-0	5-2	27-2	.931	17-0	6-2	4-0	W2	0-2	5-2
Kentucky	10-4	.714	5-2	5-2	21-5	.808	13-2	6-3	2-0	L1	0-2	4-3
Alabama	9-5	.643	5-2	4-3	22-6	.786	12-2	6-4	4-0	W1	0-2	1-4
Oklahoma	9-5	.643	5-2	4-3	21-6	.778	12-2	7-3	2-1	W5	0-3	3-5
Ole Miss	9-5	.643	4-3	5-2	18-8	.692	11-3	6-3	1-2	W1	1-3	2-6
Tennessee	8-6	.571	4-3	4-3	21-6	.778	13-3	5-3	3-0	W4	1-5	3-5
Mississippi State	6-8	.429	4-3	2-5	19-9	.679	10-3	5-6	4-0	W1	1-2	1-5
Vanderbilt	6-8	.429	3-4	3-4	19-9	.679	12-4	6-4	1-1	L2	0-3	2-5
Florida	5-9	.357	2-5	3-4	14-14	.500	10-6	4-5	0-3	L1	0-2	0-8
Auburn	3-11	.214	3-4	0-7	12-15	.444	8-5	2-9	2-1	L4	0-3	0-9
Texas A&M	3-11	.214	3-4	0-7	10-16	.385	9-6	0-8	1-2	L8	0-4	2-8
Georgia	2-12	.143	2-5	0-7	10-18	.357	8-8	0-8	2-2	L3	0-4	0-7
Missouri	2-12	.143	1-5	1-7	13-16	.448	10-8	2-7	1-1	L3	0-3	0-8
Arkansas	2-12	.143	1-6	1-6	9-20	.310	7-9	2-7	0-4	L6	0-4	0-8















# 8 ANAISHA CARRIERE

FR. | G/F | 6-2 | GULFPORT, MISS. | HARRISON CENTRAL HS



SCAN OR [CLICK HERE](#) FOR FULL BIO/STATISTICS

### LAST FIVE GAMES

	GS	MIN	FG-FGA	FG%	3FG-3FGA	3FG%	FT-FTA	FT%	O-D-REB	PF	AST	TO	BLK	STL	PTS	+/-
at Florida 2/16																
at Vanderbilt 2/13																
Alabama 2/9																
Arkansas 2/6		3:36	0-0	0.0	0-0	0.0	0-0	0.0	0-0-0	0	0	0	0	0	0	-1
at LSU 2/2																

### SEASON STATISTICS

Games Played	Minutes/game	Points/game	FG Pct	3FG Pct	FT Pct	Rebounds/game	Assists/game	Turnovers/game	Assist/Turnover ratio	Steals/game	Blocks/game
9	1.7	0.9	42.9	25.0	33.3	0.2	0.0	0.1	0.0	0.0	0.0

### 2024-25

- Carriere knocked down her first collegiate three pointer against South Carolina State (Dec. 29)
- Made her collegiate debut with two points and two rebounds in two minutes in the season opener vs. Memphis (Nov. 7).

### CAREER

- Carriere was tabbed as one of the top recruits in Mississippi by multiple outlets, including 247Sports, espnW HoopGurtz and Collegiate Girls Basketball Report – Dan Olson.
- Carriere led Harrison Central High School to a 2022 MHSAA 6A State Championship appearance, where she faced current teammate Debreasha Powe and Meridian High School, and led her team with 16 points, six rebounds and two assists.

### HIGHS POINTS

Season..... 3, vs. South Carolina State, 12/29/24  
 SEC..... 2, vs Auburn, 1/23/25  
 Career..... 3, vs. South Carolina State, 12/29/24

### REBOUNDS

Season..... 2, vs. Memphis, 11/7/24  
 SEC.....  
 Career..... 2, vs. Memphis, 11/7/24

### ASSISTS

Season.....  
 SEC.....  
 Career.....

### BLOCKS

Season.....  
 SEC.....  
 Career.....

### STEALS

Season.....  
 SEC.....  
 Career.....

### FIELD GOALS MADE

Season..... 1, (3x) Last vs Auburn, 1/23/25  
 SEC..... 1, vs Auburn, 1/23/25  
 Career..... 1, (3x) Last vs Auburn, 1/23/25

### FIELD GOALS ATTEMPTED

Season..... 3, vs. Alabama State, 11/13/24  
 SEC..... 1, vs Auburn, 1/23/25  
 Career..... 3, vs. Alabama State, 11/13/24

### THREE-POINT FIELD GOALS MADE

Season..... 1, vs. South Carolina State, 12/29/24  
 SEC.....  
 Career..... 1, vs. South Carolina State, 12/29/24

### THREE-POINT FIELD GOALS ATTEMPTED

Season..... 2, vs. Alabama State, 11/13/24  
 SEC.....  
 Career..... 2, vs. Alabama State, 11/13/24

### FREE THROWS MADE

Season..... 1, vs. South Carolina State, 12/29/24  
 SEC.....  
 Career..... 1, vs. South Carolina State, 12/29/24

### FREE THROWS ATTEMPTED

Season..... 3, vs. South Carolina State, 12/29/24  
 SEC.....  
 Career..... 3, vs. South Carolina State, 12/29/24

### MINUTES

Season..... 4 (3:44), vs. Alabama State, 11/13/24  
 SEC..... 2 (1:48) vs Auburn, 1/23/25  
 Career..... 4 (3:44), vs. Alabama State, 11/13/24

### GAME-BY-GAME

Opponent	Date	GS	MIN	FG-FGA	PCT	3FG-3FGA	PCT	FT-FTA	PCT	OFF	DEF	TOT	AVG	PF	A	TO	BLK	STL	PTS	AVG
Memphis	11/07/2024		01:40	1-1	1.000	0-0	.000	0-0	.000	2	0	2	2.0	0	0	0	0	0	2	2.0
Alabama St.	11/13/2024		03:44	0-3	.000	0-2	.000	0-0	.000	0	0	0	1.0	1	0	0	0	0	0	1.0
Chattanooga	11/17/2024		00:53	0-0	.000	0-0	.000	0-0	.000	0	0	0	0.7	0	0	0	0	0	0	0.7
Mercer	11/20/2024		02:08	0-1	.000	0-1	.000	0-0	.000	0	0	0	0.5	0	0	0	0	0	0	0.5
vs Jacksonville	11/24/2024		00:53	0-0	.000	0-0	.000	0-0	.000	0	0	0	0.4	0	0	0	0	0	0	0.4
South Carolina St.	12/29/2024		01:19	1-1	1.000	1-1	1.000	1-3	.333	0	0	0	0.3	0	0	0	0	0	4	1.0
Auburn	01/23/2025		01:48	1-1	1.000	0-0	.000	0-0	.000	0	0	0	0.3	0	0	0	0	0	2	1.1
Arkansas	02/06/2025		01:36	0-0	.000	0-0	.000	0-0	.000	0	0	0	0.3	0	0	0	0	0	0	1.0
Texas A&M	02/23/2025		00:54	0-0	.000	0-0	.000	0-0	.000	0	0	0	0.2	0	0	0	0	0	0	0.9
<b>Totals</b>		<b>0</b>	<b>14:56</b>	<b>3-7</b>	<b>.429</b>	<b>1-4</b>	<b>.250</b>	<b>1-3</b>	<b>.333</b>	<b>2</b>	<b>0</b>	<b>2</b>	<b>0.2</b>	<b>1</b>	<b>0</b>	<b>1</b>	<b>0</b>	<b>0</b>	<b>8</b>	<b>0.9</b>

### CAREER

SEASON	TEAM	GP	GS	MIN	AVG	FG-FGA	FG%	3FG-3FGA	3FG%	FT-FTA	FT%	OFF	DEF	TOT	AVG	PF	FO	A	TO	BLK	STL	PTS	AVG
2024-25	MS	9-0	15/1.7	3-7	.429	1-4	.250	1-3	.333	2	0	2	0.2	1-0	0	1	0	0	0	0	0	8	0.9
<b>TOTAL</b>		<b>9-0</b>	<b>15/1.7</b>	<b>3-7</b>	<b>.429</b>	<b>1-4</b>	<b>.250</b>	<b>1-3</b>	<b>.333</b>	<b>2</b>	<b>0</b>	<b>2</b>	<b>0.2</b>	<b>1-0</b>	<b>0</b>	<b>1</b>	<b>0</b>	<b>0</b>	<b>0</b>	<b>0</b>	<b>0</b>	<b>8</b>	<b>0.9</b>



11

# TAHJ-MONET BLOOM

FR. | F | 6-2 | OKINAWA, JAPAN | DME ACADEMY



SCAN OR [CLICK HERE](#) FOR FULL BIO/STATISTICS

**2024-25**

- Bloom suffered a non-sport related injury outside of team activities that will sideline her for the season. Coach Purcell has repeatedly praised her spirit around her teammates and energy throughout the process on the bench and in practice.

**CAREER**

- Bloom was ranked a four-star and the No. 43 overall recruit in the 2024 class by espnW HoopGurlz. She was also the sixth-best recruit from Florida and the eighth-best forward by the outlet.
- Bloom lived in Okinawa, Japan for over 10 years throughout her childhood.

**HIGHS POINTS**

Season.....  
 SEC.....  
 Career.....

**REBOUNDS**

Season.....  
 SEC.....  
 Career.....

**ASSISTS**

Season.....  
 SEC.....  
 Career.....

**BLOCKS**

Season.....  
 SEC.....  
 Career.....

**STEALS**

Season.....  
 SEC.....  
 Career.....

**FIELD GOALS MADE**

Season.....  
 SEC.....  
 Career.....

**FIELD GOALS ATTEMPTED**

Season.....  
 SEC.....  
 Career.....

**THREE-POINT FIELD GOALS MADE**

Season.....  
 SEC.....  
 Career.....

**THREE-POINT FIELD GOALS ATTEMPTED**

Season.....  
 SEC.....  
 Career.....

**FREE THROWS MADE**

Season.....  
 SEC.....  
 Career.....

**FREE THROWS ATTEMPTED**

Season.....  
 SEC.....  
 Career.....

**MINUTES**

Season.....  
 SEC.....  
 Career.....



**13**

# ROCÍO JIMÉNEZ

R-FR. | F/C | 6-7 | ELÍAS PIÑA, DOMINICAN REPUBLIC | CENTRAL POINTE CHRISTIAN ACADEMY



SCAN OR [CLICK HERE](#) FOR FULL BIO/STATISTICS

**2024-25**

- Jiménez is expected to redshirt in 2024-25 and is in the process of rehabbing an injury sustained prior to Mississippi State, which earned her a medical redshirt in 2023-24.
- Jiménez has a team-best 6' 11.5" wingspan and 8' 8" standing reach.

**CAREER**

- Originally slated for the 2025 class, Jiménez reclassified to become a part of the program at the midseason point in December 2023.
- Jiménez played one season in high school at Central Pointe Christian Academy and has only played basketball since 2021.
- Jiménez competed as one of the youngest players within the Dominican Republic's FIBA Women's National Team organization.

**HIGHS POINTS**

Season.....  
 SEC.....  
 Career.....

**REBOUNDS**

Season.....  
 SEC.....  
 Career.....

**ASSISTS**

Season.....  
 SEC.....  
 Career.....

**BLOCKS**

Season.....  
 SEC.....  
 Career.....

**STEALS**

Season.....  
 SEC.....  
 Career.....

**FIELD GOALS MADE**

Season.....  
 SEC.....  
 Career.....

**FIELD GOALS ATTEMPTED**

Season.....  
 SEC.....  
 Career.....

**THREE-POINT FIELD GOALS MADE**

Season.....  
 SEC.....  
 Career.....

**THREE-POINT FIELD GOALS ATTEMPTED**

Season.....  
 SEC.....  
 Career.....

**FREE THROWS MADE**

Season.....  
 SEC.....  
 Career.....

**FREE THROWS ATTEMPTED**

Season.....  
 SEC.....  
 Career.....

**MINUTES**

Season.....  
 SEC.....  
 Career.....



14 KAYLA THOMAS

SR. | F/C | 6-2 | BELTSVILLE, MD. | EMERGE CHRISTIAN ACADEMY | PENN STATE | GEORGIA SOUTHERN



SCAN OR CLICK HERE FOR FULL BIO/STATISTICS

LAST FIVE GAMES

Table with columns: GS, MIN, FG-FGA, FG%, 3FG-3FGA, 3FG%, FT-FTA, FT%, O-D-REB, PF, AST, TO, BLK, STL, PTS, +/-

SEASON STATISTICS

Table with columns: Games Played, Minutes/game, Points/game, FG Pct, 3FG Pct, FT Pct, Rebounds/game, Assists/game, Turnovers/game, Assist/Turnover ratio, Steals/game, Blocks/game

2024-25

- Thomas tied her season-high of six points where she once again shot 100% from the field against Auburn (Jan. 23)

CAREER

- Prior to 2024-25, Thomas played in 67 games with 11 starts over three seasons at Georgia Southern and Penn State from 2021-24.

GAME-BY-GAME

Large table with columns: Opponent, Date, GS, MIN, FG-FGA, PCT, 3FG-3FGA, PCT, FT-FTA, PCT, OFF DEF TOT AVG, PF, A TO BLK STL PTS AVG

CAREER

Table with columns: SEASON, TEAM, GP-GS, MIN/AVG, FG-FGA, FG%, 3FG-3FGA, 3FG%, FT-FTA, FT%, OFF DEF TOT AVG, PF-FO A TO BLK STL, Scoring PTS AVG

HIGHS POINTS

Season..... 6, (2x) Last vs Auburn, 1/23/25

REBOUNDS

Season..... 4, vs. Jacksonville, 11/24/24

ASSISTS

Season..... 2, at LSU 2/2/25

BLOCKS

Season..... 2, vs. Alcorn State, 11/10/24

STEALS

Season..... 1, (2x) vs Auburn, 1/23/25

FIELD GOALS MADE

Season..... 3, (2x) Last vs Auburn, 1/23/25

FIELD GOALS ATTEMPTED

Season..... 4, vs. Alcorn State, 11/10/24

THREE-POINT FIELD GOALS MADE

Season..... 0

THREE-POINT FIELD GOALS ATTEMPTED

Season..... 1, vs. Southern Miss., 2/7/24\*, vs. Texas St., 3/5/24\*

FREE THROWS MADE

Season..... 2, (4x) Last vs Ole Miss, 1/19/25

FREE THROWS ATTEMPTED

Season..... 3, at Kentucky, 1/2/25

MINUTES

Season..... 16 (16:13), at Chicago State, 12/8/24

\* AT GEORGIA SOUTHERN (2023-24), AT PENN STATE (2021-23)












**DENIM DESHIELDS**  
Jr. | G | 5-5 | Atlanta, Ga.  
UAB



**DESTINEY MCPHAUL**  
R-Jr. | G | 5-9 | Philadelphia, Pa.  
Northwest Florida State College/Temple



**JERKAILA JORDAN**  
Gr. | G | 5-10 | New Orleans, La.  
Tulane



**NIYA RUSSELL**  
Gr. | G/F | 6-0 | Baltimore, Md.  
Kentucky/South Carolina



**CHANDLER PRATER**  
Gr. | G/F | 5-10 | Kansas City, Mo.  
Oklahoma State/Kansas



**ANAISHA CARRIERE**  
Fr. | G/F | 6-2 | Gulfport, Miss.  
Harrison Central High School



**TAHJ-MONET BLOOM**  
Fr. | F | 6-2 | Okinawa, Japan  
DME Academy



**ROCÍO JIMÉNEZ**  
R-Fr. | C | 6-7 | Elías Piña, Dominican Republic



**KAYLA THOMAS**  
Sr. | F/C | 6-2 | Beltsville, Md.  
Georgia Southern/Penn State



**MADINA OKOT**  
Jr. | C | 6-6 | Mumias, Kenya  
Zetech University



**DEBREASHA POWE**  
Jr. | G/F | 6-1 | Meridian, Miss.



**QUANIRAH MONTAGUE**  
So. | F/C | 6-5 | Atlantic City, N.J.



**SAM PURCELL**  
Head Coach  
Third Season



**FRED CASTRO**  
Associate Head Coach  
First Season



**ANITA HOWARD**  
Assistant Coach  
First Season



**SAMANTHA WILLIAMS**  
Assistant Coach  
First Season



**TONY DUKES**  
Assistant Coach/Scouting  
Second Season



**VICTORIA VIVIANS**  
Assistant Coach/Scouting  
First Season

2024-25 TV/RADIO SHEET



**DENIM DESHIELDS**  
5-5 | Jr. | G  
Atlanta, Ga.

**0**

GP-GS	PPG	RPG	APG	OTHER	FG%	3PT%	FT%
2024-25 28-28	6.1	1.8	3.4	1.3 SPG	35.3	30.6	84.4
CAREER 91-89	11.0	2.6	4.4	1.1 SPG	40.5	26.6	75.4

**SEASON HIGHS** Pt: 15 Reb: 4 Ast: 9 Stl: 5 Blk: 1 Min: 43  
**CAREER HIGHS** Pt: 36 Reb: 7 Ast: 11 Stl: 5 Blk: 1 Min: 44

- Season-high 15 points after tying career-high of four threes on six attempts against Florida (Feb. 16).
- 9 points, 4 assists, three steals and block against Vandy (Feb. 13). A DeShields steal led to game-tying layup by Jordan to force OT.
- Back-to-Back 10+ point performances and third of season after finishing with 12 against Missouri (Jan. 27).
- Season-high 13 points against Auburn (Jan. 23) with seven assists. Has not missed a FT since Dec. 17.
- Six points and three assists against Tenn. (Jan. 16)



**DESTINEY MCPHAUL**  
5-9 | R-Jr. | G  
Philadelphia, Pa.

**1**

GP-GS	PPG	RPG	APG	OTHER	FG%	3PT%	FT%
2024-25 25-1	8.0	2.8	2.6	1.2 SPG	47.6	36.4	79.6
CAREER 25-1	8.0	2.8	2.6	1.2 SPG	47.6	36.4	79.6

**SEASON HIGHS** Pt: 15 Reb: 6 Ast: 7 Stl: 5 Blk: 2 Min: 29  
**CAREER HIGHS** Pt: 15 Reb: 6 Ast: 7 Stl: 5 Blk: 2 Min: 29

- 10 point, two steal performance vs Alabama (Feb. 9).
- One of Five to score 10+ vs Ark. (Feb. 6), scored 11 on 71.4 shooting with three steals.
- 10 points, three assists and one steal vs LSU (Feb. 2)
- 7 points and 5 AST vs Ole Miss (Jan. 19) - Fourth 5+ AST game this season.
- 11 points, 1 BLK, 1 STL and career-high 7 AST at Tenn
- Scored 6, shooting 2-3 from distance against Georgia
- Scored 10 with career high of 6 rebounds against



**JERKAILA JORDAN**  
5-10 | Gr. | G  
New Orleans, La.

**2**

GP-GS	PPG	RPG	APG	OTHER	FG%	3PT%	FT%
2024-25 28-28	16.1	5.9	2.0	2.0 SPG	42.2	27.4	70.4
CAREER 152-152	14.8	5.3	2.0	2.1 SPG	44.5	35.2	72.3

**SEASON HIGHS** Pt: 40 Reb: 15 Ast: 5 Stl: 6 Blk: 5 Min: 39  
**CAREER HIGHS** Pt: 40 Reb: 15 Ast: 6 Stl: 7 Blk: 5 Min: 40

- 13 points, seven boards, four assists, two steals and one block vs A&M (Feb. 23)
- 12 points on 50% shooting last time out (Feb. 16).
- Led State with 21 points against Vandy (Feb. 13).
- 16 points and five steals against Arkansas (Feb. 6)
- First player in SEC to score 40+ in conference play after setting new career-high of 40 against Missouri (Jan. 27).
- 19 points and 3 steals against Ole Miss (Jan. 19).
- Team-leading 17 pts at Tenn., 11th time she led team.
- Posted second-straight 24 point performance vs OU.



**ENIYA RUSSELL**  
6-0 | Gr. | G/F  
Baltimore, Md.

**4**

GP-GS	PPG	RPG	APG	OTHER	FG%	3PT%	FT%
2024-25 28-21	11.8	4.8	3.8	0.7 SPG	42.0	31.0	63.0
CAREER 132-23	6.5	2.6	1.5	0.5 SPG	40.2	28.3	63.7

**SEASON HIGHS** Pt: 26 Reb: 10 Ast: 9 Stl: 3 Blk: 1 Min: 33  
**CAREER HIGHS** Pt: 26 Reb: 10 Ast: 9 Stl: 3 Blk: 2 Min: 35

- 13 points on 50% shooting from deep along with five assists against A&M (Feb. 23). 19th double-digit performance of season.
- Led State with 13 points, along with four assists, two steals and four rebounds against LSU (Feb. 2)
- 15 points on 66.7% from the field vs Ole Miss
- Finished with 21 pts and 9 ast, tied career high in assists and 3 pointers made (4) against Georgia (Jan. 12)
- Earned first career double-double against UMES (16 points, 10 rebounds). Led team with 6 assists.



**CHANDLER PRATER**  
5-10 | Gr. | G/F  
Kansas City, Mo.

**5**

GP-GS	PPG	RPG	APG	OTHER	FG%	3PT%	FT%
2024-25 28-8	6.1	4.2	1.4	0.6 SPG	41.9	30.8	83.3
CAREER 119-44	7.0	4.5	1.6	1.1 SPG	41.5	27.0	79.7

**SEASON HIGHS** Pt: 14 Reb: 9 Ast: 4 Stl: 2 Blk: 1 Min: 41  
**CAREER HIGHS** Pt: 24 Reb: 16 Ast: 6 Stl: 5 Blk: 5 Min: 41

- 10 points on 5-7 shooting against Florida (Feb. 16).
- 11 points along with tying her season-high nine rebounds in victory against Vandy (Feb. 13).
- Eight points on 50 percent shooting vs Bama (Feb. 9).
- 14 points on 54.5 percent shooting, including two 3s and a steal against Arkansas (Feb. 6).
- Six points and nine boards in start at LSU (Feb. 2)
- Tied season-high of 14 points against Auburn (Jan. 23) and set personal SEC-high of 6 rebounds.
- Knocked down two threes and tied her season-high



**ANAISHA CARRIERE**  
6-2 | Fr. | G/F  
Gulfport, Miss.

**8**

GP-GS	PPG	RPG	APG	OTHER	FG%	3PT%	FT%
2024-25 9-0	0.9	0.2	0.0	1.7 MPG	42.9	25.0	33.3
CAREER 9-0	0.9	0.3	0.0	1.7 MPG	42.9	25.0	33.3

**SEASON HIGHS** Pt: 3 Reb: 2 Ast: Stl: Blk: Min: 4  
**CAREER HIGHS** Pt: 3 Reb: 2 Ast: Stl: Blk: Min: 4

- Knocked down first career 3 against SCSU (Dec. 29).
- Tabbed as one of the top recruits in Mississippi by multiple outlets, including 247Sports, espnW HoopGurlz and Collegiate Girls Basketball Report - Dan Olson.
- Led Harrison Central High School to a 2022 MHSAA 6A State Championship appearance, where she faced current teammate Debreasha Powe and Meridian High School.
- Advanced to the MHSAA 6A State Semifinal each year from her freshman to her junior season.



**TAHJ-MONET BLOOM**  
6-2 | Fr. | F  
Okinawa, Japan

**11**

GP-GS	PPG	RPG	APG	OTHER	FG%	3PT%	FT%
2024-25							
CAREER							

**SEASON HIGHS** Pt: Reb: Ast: Stl: Blk: Min:  
**CAREER HIGHS** Pt: Reb: Ast: Stl: Blk: Min:

- Suffered a non-sport related injury outside of team activities that will sideline her for the season.
- Rated a four-star and the No. 43 overall recruit in the 2024 class by espnW HoopGurlz.
- Lived in Okinawa, Japan for over 10 years throughout her childhood.




**ROCÍO JIMÉNEZ**  
6-7 | R-Fr | C  
Eliás Piña, Dominican Republic

**13**

GP-GS	PPG	RPG	APG	OTHER	FG%	3PT%	FT%
2024-25							
CAREER							

**SEASON HIGHS** Pt: Reb: Ast: Stl: Blk: Min:  
**CAREER HIGHS** Pt: Reb: Ast: Stl: Blk: Min:

- Has a team-best 6' 11.5" wingspan and 8' 8" standing reach. Expected to redshirt for the 2024-25 season.
- Earned a medical redshirt in 2023-24 and is still rehabbing an injury sustained prior to Mississippi State. Originally slated for the 2025 class, she reclassified to join the program.
- Played one year of high school basketball, but competed within the Dominican Republic's FIBA Women's National Team organization.




**KAYLA THOMAS**  
6-2 | Sr. | F/C  
Beltsville, Md.

**14**

GP-GS	PPG	RPG	APG	OTHER	FG%	3PT%	FT%
2024-25 28-0	2.2	1.4	0.2	0.3 BPG	61.0	0.0	75.0
CAREER 95-11	3.0	2.1	0.2	0.3 BPG	49.4	0.0	68.3

**SEASON HIGHS** Pt: 5 Reb: 4 Ast: 1 Stl: 1 Blk: 2 Min: 16  
**CAREER HIGHS** Pt: 16 Reb: 10 Ast: 3 Stl: 2 Blk: 2 Min: 34

- Tied season-high of 6 points where she once again shot 100% from field against Auburn (Jan. 23)
- Season-high of 6 points with 100% shooting from the field and the stripe against Oklahoma (Jan. 9)
- 5 points against ULM (Dec. 17) along with one block.
- Has scored in all but four games, four points and three rebounds in 16 minutes at Chicago State (Dec. 8).
- Prior to 2024-25, she played in 67 games with 11 starts over three seasons at Georgia Southern and Penn State.



**MADINA OKOT**  
6-6 | Jr. | C  
Mumias, Kenya

**15**

GP-GS	PPG	RPG	APG	OTHER	FG%	3PT%	FT%
2024-25 28-28	11.4	9.6	0.7	1.0 BPG	66.1	0.0	57.1
CAREER 28-28	11.4	9.6	0.7	1.0 BPG	66.1	0.0	57.1

**SEASON HIGHS** Pt: 26 Reb: 23 Ast: 3 Stl: 5 Blk: 4 Min: 33  
**CAREER HIGHS** Pt: 26 Reb: 23 Ast: 3 Stl: 5 Blk: 4 Min: 33

- 10th double-double of the season against A&M after collecting 16 points and 12 boards (Feb. 23).
- 21 points and career-high 23 rebounds against Vandy (Feb. 13) - First D1 player to collect 23 this season.
- Second straight 12 point performance with seven rebounds and three steals vs Alabama (Feb. 9)
- 12 points and 11 boards in 18 minutes vs Ark. (Feb. 6)
- Six points and 10 rebounds against LSU (Feb. 2). 12 games with 10 or more boards this season.



**DEBREASHA POWE**  
6-1 | Jr. | G/F  
Meridian, Miss.

**21**

GP-GS	PPG	RPG	APG	OTHER	FG%	3PT%	FT%
2024-25 26-26	9.2	3.0	1.3	0.9 SPG	41.9	41.7	76.5
CAREER 93-92	8.7	3.8	1.1	0.9 SPG	40.8	37.5	77.1

**SEASON HIGHS** Pt: 19 Reb: 7 Ast: 4 Stl: 3 Blk: 3 Min: 40  
**CAREER HIGHS** Pt: 24 Reb: 13 Ast: 4 Stl: 6 Blk: 3 Min: 40

- Season-high 19 points on 5-9 shooting from deep against A&M (Feb. 23). Five makes tied a season-high.
- Three-point percentage ranks third in SEC.
- 11 points including 3-6 shooting from deep, 3 rebounds, 3 assists, 2 steals and two blocks at Florida.
- Led State with 14 points against Alabama (Feb. 9)
- 16 points on season-high five threes, all in first half against Arkansas (Feb. 2).
- Knocked down 4 threes vs Tenn., and finished with 16



**QUANIRAH MONTAGUE**  
6-5 | So. | F/C  
Atlantic City, N.J.

**24**

GP-GS	PPG	RPG	APG	OTHER	FG%	3PT%	FT%
2024-25 28-0	4.9	4.1	0.5	0.5 BPG	54.1	0.0	58.6
CAREER 60-0	3.8	3.2	0.4	0.7 BPG	53.0	0.0	61.3

**SEASON HIGHS** Pt: 17 Reb: 12 Ast: 2 Stl: 2 Blk: 1 Min: 20  
**CAREER HIGHS** Pt: 17 Reb: 13 Ast: 2 Stl: 2 Blk: 6 Min: 23

- Seven points with three rebounds, two steals and two blocks at Florida (Feb. 16).
- 15 points and 12 rebounds in 19 minutes at Vandy (Feb. 13). First double-double of season, second of career.
- Rejected four shots against Arkansas (Feb. 6)
- 10 points on 83.3 shooting with nine rebounds, two steals and one block at LSU (Feb. 2)
- Six points on 3-3 shooting at Tenn with one block.
- Career-high 17 points on 8-13 from the field and seven rebounds in 14 minutes vs. Jacksonville (Nov. 24).



**SAM PURCELL**  
Third Season, Same Overall  
2024-25: 19-9, 6-8 SEC  
Career: 64-32, 23-23 SEC

- Only head coach in program history and one of six in SEC women's basketball since 2000 to record consecutive seasons with 20 or more wins in each of their first two seasons.
- Won his 63rd game as a head coach and 22nd SEC contest against Vanderbilt, the most overall and SEC wins of any head coach in program history in their first three seasons. Most NCAA tournament wins (2) of any head coach through their first two seasons in program history.
- Purcell became the fastest head coach to 50 wins at Mississippi State, achieving the mark in 73 games, eight faster than the next.
- Purcell and staff signed a 2025 top-10 recruiting class (No. 10) per ESPN with the addition of three espnW HoopGurlz Top-100 prospects.

**MORE INFORMATION**

<b>RECORD</b>	18-9 (5-8 SEC)
<b>STREAK</b>	L1
<b>POINTS</b>	Jordan (16.2)
<b>REBOUNDS</b>	Okot (9.6)
<b>ASSISTS</b>	Russell (3.7)
<b>BLOCKS</b>	Okot (1.0)
<b>STEALS</b>	Jordan (2.0)
<b>FIELD-GOAL%</b>	Okot (67.2)
<b>THREE FIELD-GOAL%</b>	Powe (40.7)
<b>FREE-THROW%</b>	DeShields (84.4)
<b>MINUTES</b>	Jordan (29.5)
<b>NEXT GAME</b>	Texas (Feb.27)