

MISSISSIPPI STATE

WOMEN'S BASKETBALL

GAME 31 - SEC TOURNAMENT, ROUND ONE

MAR. 5, 2025 | 6:00 P.M. CT | BON SECOURS WELLNESS ARENA | GREENVILLE, S.C. | SEC NETWORK



10 SEED MISSISSIPPI STATE

20-10 | 7-9 SEC

HEAD COACH: Sam Purcell
RECORD AT MSU: 65-33 (Third Season)
CAREER RECORD: Same
LAST GAME: W, 73-66, vs Auburn (Mar. 2)

WATCH | SEC NETWORK

Play-By-Play: Courtney Lyle
Analyst: Carolyn Peck

VS



#15 SEED MISSOURI

14-17 | 3-13 SEC

HEAD COACH: Robin Pingeton
RECORD AT AU: 250-217 (15th Season)
CAREER RECORD: 585-374 (30th Season)
LAST GAME: L, 59-100, at Vanderbilt (Mar. 2)



HOW TO FOLLOW MISSISSIPPI STATE-MISSOURI

LISTEN | HAILSTATE ON-DEMAND

Online: HailState.com/Watch
Radio: Starkville 96.1
Talent: Jason Crowder

LIVE STATS | STATBROADCAST

Online: MSU.StatBroadcast.com
SOCIAL MEDIA | HAILSTATEWBK
Twitter/Instagram/Facebook: HailStateWBK

THE OPENING SCENE

- Mississippi State closed out the regular season in the win column, earning a 73-66 victory over Auburn.
- Eniya Russell led the Bulldog offense off of the bench, earning 19 points on 7-12 shooting, along with six rebounds. It was the 20th double-figure game of her career.
- Jerkaila Jordan and Chandler Prater followed, with 17 and 12 points respectively. The duo both knocked down six free throws. Jordan collected three assists and two steals, while Prater had four rebounds, two assists, two steals and two blocks.
- Debreasha Powe continued her hot shooting as of late, knocking down 3 three-pointers, the fourth straight game with 3 or more makes.
- Missouri and Mississippi State will be matching up for 18th time in history and the third time in SEC Tournament history.
- State leads the all-time series 11-6 and has won the two SEC Tournament contests between the two.
- The Tigers and the Bulldogs met up on January 27, where Missouri earned the victory at the buzzer.
- In that contest, Jerkaila Jordan became the first SEC player to score 40 or more points in conference play, as she finished with 40 points, eight rebounds and two steals.
- The Bulldogs were without their second point guard, Destiney McPhaul, in the contest due to illness. Denim DeShields manned the one and scored 12 points along with four assists.

MISSISSIPPI STATE IN POSTSEASON PLAY UNDER PURCELL

- Purcell earned 63rd win and 22nd conference victory at Mississippi State against Vanderbilt, which gives him the most overall wins and most conference wins of any coach throughout their first three seasons in program history.
- Sam Purcell is looking for his first SEC Tournament win in his third season, as the Bulldogs have lost in their first game of the tournament to Texas A&M the past two seasons.
- Mississippi State is 6-4 under Purcell in the month of March.

STATISTICAL STARS

- The Bulldogs have excelled on the glass this season, outrebounding their opponents by 8.0 rebounds per game, which is the fourth best mark in the SEC and 16th best nationally. The bring in 41.0 per game, the 19th most in the country and fourth most in the conference.
- State's bench play has been excelling at scoring as of late, as they now rank fifth in the conference with 22.0 bench points per game.
- The Bulldogs rank 31st in the nation and 5th in the Southeastern Conference with a 45.9 field goal percentage on the season.
- Madina Okot ranks fifth in the nation and second in the SEC with a 65.7 field goal percentage and is second in the SEC with 9.6 rebounds per game. She's finished with 10+ points eight times.
- Jerkaila Jordan is averaging 15.4 points in her last five games, along with 4.6 rebounds, 1.8 steals and 1.8 assists.
- Debreasha Powe is shooting 42.5 from deep this season, which is the second-best mark in the conference and 23rd best mark in the country. She is one of three players in the SEC to average above 40 percent from deep this season and ranks second in the SEC.

PROBABLE STARTERS (BASED ON LAST GAME)

#	NAME	POS.	HT.	CL.	HOMETOWN	GP-GS	MPG	PPG	RPG	APG	OTHER
0	Denim DeShields	G	5-5	Jr.	Atlanta, Ga.	30-30	27.6	5.9	1.8	3.4	1.3 SPG, 84.8 FT%
2	Jerkaila Jordan	G	5-10	Gr.^	New Orleans, La.	30-30	30.1	16.0	5.8	2.1	2.0 SPG, 0.7 BPG
5	Chandler Prater	G/F	5-10	Gr.^	Kansas City, Mo.	30-10	22.3	6.4	4.2	1.4	0.7 SPG, 86.1 FT%
15	Madina Okot	C	6-6	Jr.	Mumias, Kenya	30-30	22.3	11.2	9.6	0.7	1.2 SPG, 1.0 BPG
21	Debreasha Powe	G	6-1	Jr.	Meridian, Miss.	28-28	30.1	9.3	2.9	1.2	0.9 SPG, 42.3 3PT%

2024-25 SCHEDULE

RECORD	20-10
NON-CONFERENCE	13-1
SEC	7-9
HOME	10-4
AWAY	5-6
NEUTRAL	4-0

AP/USAT						
DATE	MSU	OPP	OPPONENT	TV	TIME/RESULT	
NOVEMBER (8-0)						
N7	-	-	Memphis	SECN+	W, 100-56	
N10	-	-	Alcorn State	SECN+	W, 73-45	
N13	RV/RV	-	Alabama State	SECN+	W, 83-29	
N17	RV/RV	-	Chattanooga	SECN+	W, 69-44	
N20	-/RV	-	Mercer	SECN+	W, 81-44	
N24	-/RV	-	vs. Jacksonville!	NBC Sports	W, 80-35	
N28	-/RV	-	vs. Utah#	FloCollege	W, 66-62	
N29	-/RV	-	vs. South Florida#	FloCollege	W, 59-52	
DECEMBER (5-1)						
D4	RV/RV	RV/RV	at Georgia Tech^	ACCN	L, 75-78	
D8	RV/RV	-	at Chicago State	NEC Front Row	W, 102-42	
D14	-/RV	-	vs. Belmont@	SECN+	W, 70-73	
D17	RV/RV	-	at ULM	ESPN+	W, 78-70	
D20	RV/RV	-	at UMES	DSN+	W, 70-52	
D29	-/RV	-	South Carolina State	SECN+	W, 95-47	
JANUARY (3-5)						
J2	RV/RV	16/16	at Kentucky*	SECN+	L, 69-91	
J5	RV/RV	2/2	South Carolina*	SECN	L, 68-95	
J9	RV/-	10/11	Oklahoma*	SECN+	W, 81-77	
J12	RV/-	-	at Georgia*	SECN+	W, 79-68	
J16	RV/RV	15/15	at Tennessee*	SECN	L, 73-86	
J19	RV/RV	RVRV	Ole Miss*	SECN	L, 63-71	
J23	RV/-	-	Auburn*	SECN+	W, 96-56	
J27	RV/-	-	at Missouri*	SECN	L, 78-77	
FEBRUARY (3-4)						
F2	-	7/5	at LSU*	SECN	L, 67-81	
F6	-	-	Arkansas*	SECN+	W, 78-55	
F9	-	23/23	Alabama*	SECN	L, 60-80	
F13	-	RV/RV	at Vanderbilt*	SECN	W, 85-77 (2 OT)	
F16	-	-	at Florida*	SECN+	L, 66-69	
F23	-	-	Texas A&M*	SECN+	W, 81-55	
F27	-	1/1	Texas*	SECN+	L, 64-68.	
MARCH (1-0)						
M2	-	-	at Auburn*	SECN+	W, 73-66	
M5	-	-	vs Missouri	SECN	5 p.m.	

All times Central | * - SEC game | ! - WBCA State Farm Showcase (Orlando, Fla.) | # - Cayman Islands Classic (George Town, Grand Cayman, Cayman Islands) | ^ - SEC/ACC Challenge | @ - Tupelo, Miss.

MISSISSIPPI STATE-MISSOURI HISTORY

OVERALL	Mississippi State Leads, 11-6
STREAK	L1
IN THE SEC TOURNAMENT	2-0
LAST MEETING	L, 78-77, Columbia, Mo, 1/27/25
LAST 10 MEETINGS	Tied, 5-5
PURCELL VS MISSOURI	2-1

NUMERICAL ROSTER

#	NAME	POS.	HT.	CL.	EXP.	HOMETOWN / HIGH SCHOOL / PREVIOUS SCHOOL
0	Denim DeShields	G	5-5	Jr.	TR	Atlanta, Ga. / McEachern HS / La Lumiere School (Prep) / UAB
1	Destiney McPhaul	G	5-9	R-Jr.	TR	Philadelphia, Pa. / West Catholic HS / Temple / Northwest Florida State College
2	Jerkaila Jordan	G	5-10	Gr.^	3L	New Orleans, La. / John Curtis HS / Tulane
4	Eniya Russell	G/F	6-0	Gr.^	TR	Baltimore, Md. / Saint Vincent Pallotti HS / South Carolina / Kentucky
5	Chandler Prater	G/F	5-10	Gr.	TR	Kansas City, Mo. / North Kansas City HS / Kansas / Oklahoma State
8	Anaisha Carriere	G/F	6-2	Fr.	HS	Gulfport, Miss. / Harrison Central HS
11	Tahj-Monet Bloom	F	6-2	Fr.	HS	Okinawa, Japan / DME Academy
13	Rocio Jiménez	C	6-7	R-Fr.	1L	Elías Piña, Dominican Republic / Central Pointe Christian Academy
14	Kayla Thomas	F/C	6-2	Sr.	TR	Beltsville, Md. / Emerge Christian Academy / Penn State / Georgia Southern
15	Madina Okot	C	6-6	Jr.	TR	Mumias, Kenya / Kaya Tiwi Secondary School / Zetech University
21	Debreasha Powe	G	6-1	Jr.	2L	Meridian, Miss. / Meridian HS
24	Quanirah Montague	F/C	6-5	So.	1L	Atlantic City, N.J. / Atlantic City HS

^ Exercising extra year of eligibility granted by NCAA for 2020-21 season due to Covid-19

ALPHABETICAL ROSTER

#	NAME	POS.	HT.	CL.	EXP.	HOMETOWN / HIGH SCHOOL / PREVIOUS SCHOOL
11	Tahj-Monet Bloom	F	6-2	Fr.	HS	Okinawa, Japan / DME Academy
8	Anaisha Carriere	G/F	6-2	Fr.	HS	Gulfport, Miss. / Harrison Central HS
0	Denim DeShields	G	5-5	Jr.	TR	Atlanta, Ga. / McEachern HS / La Lumiere School (Prep) / UAB
13	Rocio Jiménez	C	6-7	R-Fr.	1L	Elías Piña, Dominican Republic / Central Pointe Christian Academy
2	Jerkaila Jordan	G	5-10	Gr.^	3L	New Orleans, La. / John Curtis HS / Tulane
1	Destiney McPhaul	G	5-9	R-Jr.	TR	Philadelphia, Pa. / West Catholic HS / Temple / Northwest Florida State College
24	Quanirah Montague	F/C	6-5	So.	1L	Atlantic City, N.J. / Atlantic City HS
15	Madina Okot	C	6-6	Jr.	TR	Mumias, Kenya / Kaya Tiwi Secondary School / Zetech University
21	Debreasha Powe	G	6-1	Jr.	2L	Meridian, Miss. / Meridian HS
5	Chandler Prater	G/F	5-10	Gr.	TR	Kansas City, Mo. / North Kansas City HS / Kansas / Oklahoma State
4	Eniya Russell	G/F	6-0	Gr.^	TR	Baltimore, Md. / Saint Vincent Pallotti HS / South Carolina / Kentucky
14	Kayla Thomas	F/C	6-2	Sr.	TR	Beltsville, Md. / Emerge Christian Academy / Penn State / Georgia Southern

^ Exercising extra year of eligibility granted by NCAA for 2020-21 season due to Covid-19

STAFF

Head Coach	Sam Purcell	Third Season / Same Overall	Auburn '03
Associate Head Coach / Offensive Coordinator	Fred Castro	First Season	Oklahoma '04
Assistant Coach / Recruiting Coordinator	Anita Howard	First Season	Armstrong State '03
Assistant Coach	Samantha Williams	First Season	Auburn '96
Senior Director of Scouting and Analytics / Assistant Coach	Tony Dukes	Second Season	Clayton State '13
Director of Scouting / Assistant Coach	Victoria Vivians	First Season	Mississippi State '18
Assistant A.D. / Women's Basketball Operations	Jimmy Yu	Third Season	Louisville '16
Strength and Conditioning	Kaiti Jones	Third Season	Central Michigan '12
Athletic Trainer	Taylor Pitts	Third Season	Aquinas College '18
Counseling and Sports Psychology	Allison Rogers	Second Season	William Carey '12
Creative Content	Noah Madison	Second Season	Mississippi State '23

PRONUNCIATION GUIDE

Destiney McPhaul	Mick - Fall
Jerkaila Jordan	Jer - Kay - Luh
Eniya Russell	Ee - Nye - Ah
Anaisha Carriere	Ah - Nay - Shah Care - Ee - Er
Rocio Jiménez	Row - See - Oh Him - Men - Ez
Madina Okot	Mah - Dean - Ah Oh - Kot
Debreasha Powe	Duh - Bree - Shah
Quanirah Montague	Quah - Near - Ah Mon - Tuh - Gue

SOCIAL MEDIA ROSTER

	TWITTER	INSTAGRAM
Denim DeShields	DenimDru	denimdru
Destiney McPhaul	DestineyMcphaul	d1_des
Jerkaila Jordan	Jerk2Brazy	jerkailajordan
Eniya Russell	EniyaR4	nixel_
Chandler Prater	Channy_Chan25	chan_cp5
Anaisha Carriere		stimm_0
Tahj-Monet Bloom	Tahj_bloom	tahj_bloom
Rocio Jiménez	mxrociogimenez	rocio_jimenez_
Kayla Thomas		kaylaamarshae
Madina Okot		okotmadina
Debreasha Powe	debreasha	breashapowe
Quanirah Montague	NirNir35	nirfrmda609

SCAN OR [CLICK HERE](#) FOR ROSTER AUDIO PRONUNCIATIONS



QUICK FACTS

UNIVERSITY INFORMATION

Location	Starkville, Miss.
Enrollment	22,657
Founded	Feb. 28, 1878
Nickname	Bulldogs
School Colors	Maroon (PMS 202) and White
Conference	Southeastern
President	Dr. Mark Keenum
Director of Athletics	Zac Selmon

HISTORY

Season of Basketball (First Season)	51st (1974-75)
All-Time Record	840-676 (51st Season)
All-Time Conference Record	240-329 (42nd Season)
SEC Regular-Season Titles (Last)	2 (2019)
SEC Tournament Titles (Last)	1 (2019)
SEC Tournament Record	26-44
NCAA Tournament Appearances (Last)	12 (2023)
NCAA Tournament Record	24-12
NCAA Final Four Appearances (Last)	2 (2018)

HUMPHREY COLISEUM

Year Opened (Seasons)	1975 (50th Season)
All-Time Record	493-224 (49th Season)
Record under Purcell	37-9

2023-24 REVIEW

Overall Record	23-12
SEC Record (Finish)	8-8 (T-7th)
Home Record	13-5
Road Record	7-6
Neutral Record	3-1

2024-25 TEAM INFORMATION

Returners/Lost	4 (3 active)/8
Starters Returning/Lost	2/3 (Min. 10 starts)
Newcomers	10 (Seven transfers and three freshman)

WEB/SOCIAL MEDIA

Website	HailState.com
Twitter/Instagram	@HailStateWBK
Facebook	facebook.com/HailStateWBK
Hashtag	#HailState

MEDIA INFORMATION

CREDENTIALS

Outlets interested in obtaining credentials to cover Mississippi State women's basketball home games must apply for credentials at <https://hailst.at/MBKWBKcredentials>.

WEEKLY PRESS CONFERENCES

Throughout the season, Head Coach Sam Purcell will typically host weekly media press conferences in the Humphrey Coliseum Media Room. All press conferences will be uploaded to HailState.com and HailState Athletics YouTube. Contact Communications Director Will Simmons for more information. Purcell is currently scheduled to hold sessions on the below dates, which are subject to change.

COMMUNICATIONS CONTACT INFORMATION

WILL SIMMONS

Communications Fellow (WBB/VB/W Golf)
EMAIL: wsimmons@athletics.msstate.edu
CELL: (662) 297-6734

JORDAN PRIMED FOR HER FINAL "STATE"MENT

- Graduate student guard Jerkaila Jordan is currently averaging 16.0 points, 5.8 rebounds, 2.1 assists, 2.0 steals and 0.7 blocks per game.
- She finished with 17 points, eight rebounds, three assists, and two steals in the regular season finale against Auburn (Mar. 2)
- Jordan led the Bulldogs in her last regular season game inside of Humphrey Coliseum, picking up 14 points, two assists, two steals and a block against Texas (Feb. 27).
- On senior day, Jordan scored 13 points, seven rebounds, four assists, two steals and one block while going 5-5 from the stripe against Texas A&M (Feb. 23).
- Jordan led the Bulldog offense in the double overtime thriller against Vandy (Feb. 13), as she finished with 21. Jordan scored a fast break layup after a Denim DeShields steal with 25 seconds to force OT.
- Jordan collected a season-high six steals along with eight points against Alabama (Feb. 9)
- Jerk dropped a team-leading 16 points with five steals and three assists. She has posted 10+ points and 3+ steals in six games this season.
- In the loss against Missouri, Jordan set a new career-high 40 points with eight rebounds. She became the first player in the SEC to reach the 40 point mark in conference play this season.
- Jordan led the Bulldogs with 15 points and 3 steals against Auburn (Jan. 23)
- Jordan picked up three double-digit performances to open up conference play, including back-to-back 24 point performances against top-10 teams in Kentucky and Oklahoma.
- Jordan scored 20+ points in a five game stretch spanning from November 29 to December 17. She was the first Bulldog to do such since the 2021-22 season when Anastasia Hayes scored 20+ in six straight.
- Against ULM, Jordan led the team with 23 points.
- Against Belmont, she led the team with 24 points and picked up a career-high 15 rebounds.
- She finished with a game-high 25 points on 10-19 from the field, in addition to five rebounds, two assists and two steals in 35 minutes at Georgia Tech on Dec. 4.
- Jordan returned for her fourth season at Mississippi State, fifth overall, after she was named to the 2024 All-SEC Second Team and averaged 16.2 points, 5.9 rebounds, 2.4 assists and 2.1 steals on 44.5 percent from the field (213-479), 33.3 percent from three (40-120) and 79.1 percent from the free-throw line (102-129) in 30.8 minutes per game in 2023-24. Her points, rebounds, assists, steals, blocks and minutes totals in 2023-24 were all career highs.
- Jordan earned a spot on the 2025 Preseason Coaches All-SEC Second Team on Oct. 24, a list that is voted on by the conference head coaches. She has been named to the Preseason Coaches All-SEC list each of the last two seasons.
- Jordan was the only player in the SEC to average at least 15.0 points (16.2), 5.0 rebounds (5.9), 2.0 assists (2.4) and 2.0 steals (2.1) per game in 2023-24.
- Jordan's 16.2 points per game ranked 10th, her 2.1 steals per game were sixth and her 568 total points finished fourth in the SEC in 2023-24. Her 16.2 points and 2.1 steals per game are each the fourth-best returning mark in the SEC in 2024-25.
- Jordan averaged 24.0 points, 4.0 rebounds, 4.0 assists, 2.5 steals and 2.0 blocks on 50.0 percent from the field (20-40) and

44.4 percent from three (4-9) against top-10 opponents (at No. 1/1 SC, vs. No. 9/9 LSU) in 2023-24.

- Jordan was the only Bulldog to start all 35 games in 2023-24. She has started every game in her career. She made her 100th start as a Bulldog against Alabama State and is one of 11 players in program history to eclipse the 100-start mark.

JERK GOT THE SAUCE

- Jerkaila Jordan recently unveiled her own signature "Jerk Sauce." The sauce, now sold at Humphrey Coliseum and local retailer "Maroon & Co.", sold out it's first batch in less than a day.
- The deal marked the first food based NIL deal in Mississippi State Athletics, and was a partnership between Jordan and Mississippi State and NFL Alum, Reggie Kelly, founder of Kyven Foods.
- Jordan was apart of the sauce creation process and got to pick the flavor of the sauce herself. She was able to help curate the taste to the Mississippi State fanbase. Jordan says she wants the sauce to be something everyone enjoyed, so she settled for a more tame jerk flavor.
- The sauce is apart of numerous concession items at Humphrey Coliseum, on top of being sold by the bottle at both men's and women's games.

POWE MAKING JUNIOR SEASON JUMP

- Junior guard/forward Debreasha Powe is averaging single-season bests of 9.2 points and 1.3 assists, along with 3.0 rebounds and 0.9 steals per game.
- Powe finished the regular season on a four-game streak of knocking down 3 or more three pointers, as she knocked down a triage against Auburn (Mar. 2)
- Against Texas, (Feb. 23), Powe scored nine points on 3-5 shooting from distance, the 11th time this season she made three or more three pointers.
- Powe scored a season-high 19 points after knocking down a five threes, tying the most in a single game this season, against A&M (Feb. 23)
- She knocked down a trio of trifecta's against Florida on 50% shooting en route to a 11 point, three rebound, three assist, two steal and two block performance.
- Powe knocked down two threes against Alabama and led the team with 14 points. It marked her third straight game with multiple threes hit, which tied her longest streak in conference play this season.
- The Powe Show was live in Starkville against Arkansas (Feb. 6), as Breasha knocked down her first five 3's she took in the first half. She finished the game with a team-leading 16 points, tying a season-high, while her five 3's were a season-high. She has hit 4 or more five times this season.
- The junior knocked down four threes against Tennessee at a 66.7 percent rate.
- Powe knocked down 3 threes at a 50 percent rate against Georgia on January 12, the seventh time she's knocked down three or more this season.
- She made her return to the Mississippi State lineup in limited minutes against Kentucky after missing two games nursing a foot injury.
- Powe's three point percentage has climbed each season at Mississippi State and is currently an increase from her sophomore season, in which she experienced a +9.8 percent increase (30.2 to

40.0) from her freshman season.

- Powe played all 40 minutes for the first time in her career at Georgia Tech on Dec. 4. Powe posted 13 points on 4-8 from the field and 4-7 from three, all threes which came in the first half, in addition to four rebounds and three steals against Utah on Nov. 28. She has 10 career games with four or more threes made, three of which have already come this season.
- Powe has finished top five on the team in plus/minus ratio each of her first two seasons (+188 in 2023-24 (5th), +358 in 2022-23 (1st)).
- Powe has started nearly every game since her true freshman season, in which she was named to the 2023 All-SEC Freshman Team. She has started all but one game she has played in three seasons under Head Coach Sam Purcell.
- Powe's field-goal percentage (41.2 from 39.5), three-point percentage (40.0 from 30.2), free-throw percentage (78.1 from 76.5) and points per game (8.9 from 8.2) all improved from her freshman to sophomore season.
- Powe averaged 8.9 points, 3.3 rebounds, 1.0 assists on 41.2 percent from the field (105-255), 40.0 percent from three (66-165) and 78.1 percent from the free-throw line (25-32) in 26.5 minutes per game in 2023-24. Her 8.9 points per game ranked fifth on the team, while her 26.5 minutes were fourth.

MADINA OKOT - HERE TO DOMINATE

- Junior center Madina Okot is averaging 11.2 points, 9.6 rebounds, 1.1 blocks and 1.2 steals per game on 65.7 percent shooting, which is second in the SEC and is fifth in the nation.
- Okot collected 14 rebounds along with six points against Auburn (Mar. 2)
- Even though she battled foul trouble the entire contest, Okot finished with 11 points, four boards, two blocks and a steal against No. 1 Texas (Feb. 23).
- She collected her 10th double-double of the season against Texas A&M with 16 points, 12 rebounds, two steals and two blocks.
- Okot collected 21 points and a career-high 23 rebounds against Vandy, her first 20/20 game of her career. She's the first player in D1 to collect 23 this season.
- Okot collected her second straight game with 12 points against Arkansas, bringing in seven rebounds and three steals.
- Madina earned her eighth double-double against Arkansas (Feb. 6) with 12 points and 11 boards.
- Finished with six points and 10 boards against LSU, her 11th 10+ rebound game.
- She finished with 13 points on 85.7 percent shooting against Auburn with nine rebounds.
- Okot finished with eight points and 12 rebounds against Ole Miss.
- Okot picked up double-digit rebounds in contests against Oklahoma, Georgia and Tennessee.
- Okot picked up her sixth double-double of the season and first in conference play where she scored 19 with 12 rebounds on 8-11 shooting.
- She shot above 70 percent in nine of the last 11 non-conference games, putting up five or more attempts in all but one of those games.
- Okot finished with a double-double at ULM when she picked up 15 points and 14 boards.
- She picked up her fourth double-double after picking up 11

2 Debreasha Powe shoots 42.3 from distance, the second best mark in the SEC, and is one of three players to shoot above 40 percent in the SEC.

- points and 15 rebounds against Belmont.
- Okot added her third double-double on 18 points and 11 rebounds, nine of which were offensive, in 17 minutes at Chicago State on Dec. 8.
 - Okot recorded her second double-double in her first three games with 17 points on 8-9 from the field, in addition to 12 rebounds and five steals in 25 minutes. She made her NCAA and Mississippi State debut with 14 points on 5-8 from the field and 17 rebounds, six of which were offensive, with three blocks in 23 minutes in the season opener against Memphis on Nov. 7.

PRATER TAKING STEP TO STARTING LINEUP

- Graduate student Chandler Prater is averaging 6.2 points, 4.2 rebounds, 1.3 assists and 0.6 steals on 21.9 minutes per game in 2024-25. She's shooting 83.3 from the stripe this season.
- Prater collected 12 points against Auburn in the regular season finale, along with four rebounds, two assists, two blocks and two steals (Mar. 2).
- Prater has shot 50 percent or above in six of the last seven games.
- Prater collected nine points against the top-ranked Texas, including 50% shooting from the field and knocking down her only three point attempt (Feb. 27).
- Against Arkansas, Prater had her best game in teh starting lineup, finishign with 14 points on 6-11 shooting from the field and 2-4 from beyond the arch. She also collected six rebounds, three assists and a steal (Feb. 6).
- Prater was labeled as one of the glue pieces at the beginning of the year by Sam Purcell, as she has the ability to guard 1-5 on the defensive side of the ball.
- Prater's role has grown throughout the season, as she joined Mississippi State after a season-ending achilles injury last season at Oklahoma State.

RUSSELL FINISHING COLLEGE CAREER STRONG

- Graduate student guard/forward Eniya Russell is averaging 11.7 points and 3.6 assists, in addition to 4.9 rebounds in 26.3 minutes per game in 2024-25.
- Russell finished the regular season with a 19 point performance on 58.3 shooting and 5-6 from the charity stripe, along with six rebounds.
- On senior day, Eniya picked up 13 points while knocking down three deep balls at a 50% rate against A&M (Feb. 23).
- Russell led the team off the bench against LSU with 13 points, four rebounds, four assists and steals.
- She picked up 15 points for the second straight game against Auburn with six rebounds. She has tallied 15+ points and 5+ rebounds eight times this season.
- Russell has scored 10 or more points 18 of 25 games in 2024-25.
- She finished with 15 points on 66.7 percent shooting from the field and from three against Ole Miss.
- Russell tied her career highs in assists and three pointers made against Georgia, where she dished out nine assists and knocked down four threes in a 21 point performance.
- Russell has already set her single-game career highs in points,

63 Head Coach Sam Purcell collected his 63rd win against Vanderbilt, the most wins of any Mississippi State coach in their first three seasons.

- rebounds, assists, threes made and threes attempted during her short time at Mississippi State.
- Against Belmont (Dec. 14), Russell tallied her 48th assist this sesaon, which is set a new best season total for her career (47 at Kentucky in 2023-24).
 - Before this season, Russell had only earned two starts over 104 career games at Kentucky and South Carolina from 2020-24.
 - Russell neared a triple-double with 18 points, a career-high nine assists and nine rebounds in 30 minutes at Georgia Tech on Dec. 4.
 - Russell reintroduced herself to the fan base in her Mississippi State debut with a career-high and game-high 26 points on 10-15 from the field and 4-8 from three, in addition to three rebounds and an assist in 25 minutes in the season opener against Memphis on Nov. 7. The 26 points marked the most in a Mississippi State debut since at least the 1983-84 season (Records weren't able to confirm all-time for every season prior to 1983-84).
 - Russell recorded eight points and a career-high 10 rebounds in 28 minutes against Alcorn State on Nov. 10.
 - Russell was rated the No. 24 transfer portal prospect in the 2024 class by ESPN (Charlie Creme). Russell played in 32 games with two starts at Kentucky in 2023-24. She averaged 10.1 points, 3.6 rebounds and 1.5 assists in 20.7 minutes per game. Her points, rebounds, assists, minutes, steals averages and free-throw percentage were all career highs. She also played in 49 games in two seasons at South Carolina from 2020-22, where she won the 2022 NCAA Championship.
 - Russell posted 14.5 points, 4.0 rebounds, 2.0 steals and 2.5 steals on 44.0 percent from the field in two games against Missis-sippi State while at Kentucky in 2023-24.
 - Russell was a 2020 McDonald's All-American and was ranked as a five-star and the No. 43 overall recruit in the 2020 class by espnW HoopGurlz.

POWE - ONE OF THE NATION'S BEST SHOOTERS

- Junior guard/forward Debreasha Powe was one of three players in the SEC in 2023-24 and the latest Mississippi State player since Andra Espinoza-Hunter in 2018-19 to knock down 65-plus threes on a 40.0 percent or better rate. Alabama's Aaliyah Nye and South Carolina's Te-Hina Paopao are the only other players in the SEC to connect on 65-plus threes at a 40.0 percent of better rate in 2023-24.
- Her 66 threes in 2023-24 were a team best and ranked fourth in the SEC. Her 40.0 percent from three was a team best, ranked third in the SEC and was a +9.8 percent increase from her freshman season.
- With 163 career threes made, Powe is seventh in program history in threes made.

CAREER THREES MADE IN PROGRAM HISTORY (4-7)

RANK		THREES MADE	GAMES
4	Mary Kathryn Govero (2008-11)	182 (492 attempts)	128
5	Blair Schaefer (2014-18)	175 (455 attempts)	135
6	Debreasha Powe (2022-Present)	174 (460 attempts)	95
	Jerkaila Jordan (2021-Present)	172 (493 attempts)	127

DAWGS CLEAN UP THE GLASS

- Mississippi State ranks 19th nationally and fourth in the SEC with a +8.0 rebounding margin and ranks fourth in the SEC at 41.0 rebounds per game.

2 Debreasha Powe is two threes away from making 176 in her career, which would move her into fifth in program history, passing Blair Schaefer.

- Mississippi State has outrebounded opponents 21 times and is 16-5 when doing such in 2024-25.
- Madina Okot is second in the SEC with 9.6 rebounds per game.

THE HUMP - AN ELITE HOME-COURT ADVANTAGE

- With one of the best home court advantages in the nation, Mis-sissippi State has ranked in the top-25 nationally in final average home attendance each of the last nine seasons.
- Mississippi State ranked 25th nationally with a final average home attendance of 5,109 in 2023-24, its best average since 2019-20.

HUMPHREY COLISEUM AVERAGE ATTENDANCE

YEAR	AVG ATTENDANCE	NCAA RANK	SEC RANK
24-25	5,111	23	5
23-24	5,109	25	4
22-23	5,096	16	4
21-22	4,691	15	4
20-21	980 (COVID)	14	6
19-20	7,681	9	3
18-19	8,446	5	2
17-18	7,439	7	3
16-17	6,641	7	3
15-16	5,162	16	4

- Mississippi State has ranked in the top five in the SEC in final average home attendance in every season, excluding 2020-21 due to COVID-19, since 2013-14.
- Including this season, Mississippi State has won 10 or more home games in 13 of the last 14 seasons, since 2011-12, with the only exception being a 7-4 home record in the shortened COVID-19 2020-21 season.
- Mississippi State is 493-224 all time inside Humphrey Coliseum.
- The attendance of 9,121 vs. LSU on Jan. 29, 2024 was the largest under Head Coach Sam Purcell and marked his first sellout. It was the program's largest crowd since Jan. 26, 2020.

COACH PURCELL'S SPECIAL START IN STARKVILLE

- Sam Purcell is the only head coach in program history and one of six in SEC women's basketball since 2000 to record consecutive seasons with 20 or more wins in each of their first two seasons. Other SEC women's basketball head coaches since 2000 to surpass the 20-win mark in each of their first two seasons were Pokey Chat-man, Nikki Fargas, Kim Mulkey (LSU), Holly Warlick (Tennessee) and Melanie Balcomb (Vanderbilt).

COACH	SCHOOL	S1	S2	S3
Pokey Chatman	LSU	33-3	31-4	30-8
Kim Mulkey	LSU	26-6	34-2	31-6
Nikki Fargas	LSU	23-11	22-12	21-13
Holly Warlick	Tennessee	27-8	29-6	30-6
Melanie Balcomb	Vanderbilt	22-10	26-8	24-8
Sam Purcell	Mississippi State	22-11	23-12	20-10

- Mississippi State started 8-0 in consecutive seasons under Head Coach Sam Purcell.
- Purcell recorded the most overall wins (45 - 10 more than the next), most SEC wins (17 - 7 more than the next) and most NCAA Tournament wins (2 - no other head coach has recorded one) of any

MISSISSIPPI STATE WOMEN'S BASKETBALL
head coach through their first two seasons in program history.

- With 20 wins this season, Purcell has collected overall and SEC wins of any head coach in program history through their first three seasons.

TOTAL WINS IN FIRST THREE SEASONS - MSU TOP THREE					
COACH	YEARS	S1	S2	S3	TOTAL
Sam Purcell	2022-	22-11	23-12	20-10	65-33
Vic Schaefer	2012-15	13-17	22-14	27-7	62-38
Peggy Collins	1977-1980	14-17	16-14	12-18	42-49

- Purcell became the fastest coach in program history to reach 50 wins at Mississippi State, achieving the mark in 73 games. The next closest is Vic Schaefer, who earned his 50th win at Mississippi

SEC WINS IN FIRST THREE SEASONS - MSU TOP THREE					
COACH	YEARS	S1	S2	S3	TOTAL
Sam Purcell	2022-	9-7	8-8	7-9	24-24
Vic Schaefer	2012-15	5-11	5-11	11-5	21-27
Sharon Fanning	1995-98	4-7	1-11	4-10	9-28

- State in 81 games.
- Purcell is the first head coach in program history to play in the NCAA tournament in either of his first two seasons (2023 NCAA Tournament Second Round).
 - With a win over No. 9/9 LSU on Jan. 29, 2024, Purcell earned his first win over a top-25 and top-10 opponent as a head coach. It was Mississippi State's first top-10 win since a road win at No. 10 Texas, 67-49, on Dec. 2, 2018.
 - Purcell picked up his second top-10 victory as a head coach against No. 10/11 Oklahoma on Jan. 9, 2025. This marked back-to-back seasons with top-10 victories for Coach Purcell.

PURCELL RECORD BREAKDOWN

OVERALL	65-33 (.663)
HOME	37-11
AWAY	16-19
NEUTRAL	12-3
NON-CONFERENCE	41-7 (EXCLUDING SEC TOURNAMENT)
HOME	23-1
AWAY	6-5
NEUTRAL	12-1
SEC 24-24	(0-2 IN SEC TOURNAMENT)
HOME	15-10
AWAY	9-14
POSTSEASON	4-2
NCAA	2-1
WBIT	2-1

- In 2022-23, Purcell became the winningest head coach in their debut season at Mississippi State with a 22-11 overall record. He received the distinction when he earned his 16th win. Purcell led Mississippi State to the NCAA Tournament appearance in his first season following a three-year absence for the Bulldogs. Mississippi State became the first team in NCAA women's basketball history to advance to the Round of 32 after starting in the First Four round.
- Purcell recorded the most SEC wins by a Mississippi State head coach in their debut season with nine. The nine conference wins by Purcell almost doubled the previous high of five wins by Vic Schaefer. Purcell is also the only head coach in program history with a winning SEC record in year one.

JORDAN LEADS THE DAWGS

- Graduate student guard Jerkaila Jordan placed her name all

over the statistic sheet in 2023-24 and ranked near the top of the team in almost every statistical category.

JERKAILA JORDAN TEAM RANKS

CATEGORY	STAT	23-24	STAT	24-25
Points Per Game	16.2	1	16.0	1
Rebounds Per Game	5.9	2	5.8	2
Assists Per Game	2.4	T2	2.1	4
Steals Per Game	2.1	1	2.0	1
Blocks Per Game	0.7	3	0.7	2
Minutes Per Game	30.8	3	30.1	T1

NIR SHOWING SHE'S UP NEXT

- Sophomore forward/center Quanirah Montague has been playing solid minutes within the back half of conference play.
- Montague led all bench scorers against Texas, collecting eight points and six rebounds in the contest (Feb. 27).
- In just 19 minutes against Vanderbilt, Montague collected her second double-double of her career and first of the season with 15 points and 12 rebounds. Eight of her 12 rebounds came on the offensive glass.
- Montague rejected a season-high four shots against Arkansas (Feb. 6)
- Against LSU (Feb. 2), Nir finished with 10 points on 83.3 shooting with nine rebounds, two steals and a block.
- Montague averaged 9.0 points and 6.7 rebounds on 52.2 percent from the field (12-23) in 14.3 minutes over a three-game stretch from Nov. 24-29.
- Montague finished with eight points and 11 rebounds in 17 minutes at Chicago State on Dec. 8.
- Montague recorded a career-high and game-high 17 points on 8-13 from the field, in addition to seven rebounds, six of which were offensive, in 14 minutes vs. Jacksonville (Nov. 24). She was named the Most Outstanding Player after the game.

MISSISSIPPI STATE NEAR TOP OF SEC IN LAST DECADE

- Entering the 2024-25 season, Mississippi State ranks third in total wins - trailing South Carolina and Texas - and second in SEC wins - trailing only South Carolina - of any SEC school over the last 10 seasons.
- Entering the 2024-25 season, Mississippi State is 256-77 overall and 107-49 in SEC play over the last decade. It is one of six SEC schools to accumulated 200 or more wins and one of three SEC school to achieve 100 SEC wins over that stretch.

WINS AND SEC WINS OVER 10 SEASONS

	SCHOOL	WINS	SEC WINS	24-25
1	South Carolina	319-38	147-13	27-3
2	Texas	259-85	N/A	29-2
3	Mississippi State	256-77	107-49	20-10
4	Tennessee	224-105	104-53	21-8
5	Texas A&M	208-109	88-70	10-18
6	LSU	202-107	95-63	27-4

Updated Feb. 28. Total win records are entering the 2024-25 season.

BRING JOY AND JUICE

- Head Coach Sam Purcell has asked his team to bring "Joy and Juice", which can be broken down to having excitement, being positive and celebrating your teammates (joy), while contributing great energy (juice) both on and off the court. Purcell was seen rocking a

MATCH UP BREAKDOWN



MISSISSIPPI ST	CATEGORY	MISSOURI
20-10	RECORD	14-17
W1	STREAK	L1
76.1	POINTS/GAME	69.0
63.3	OPP. POINTS/GAME	67.5
+12.8	POINT MARGIN	+1.6
45.9	FIELD-GOAL PERCENTAGE	43.7
38.1	OPP. FIELD-GOAL PERCENTAGE	41.8
32.8	THREE-POINT FIELD-GOAL PERCENTAGE	37.0
30.8	OPP. THREE-POINT FIELD-GOAL PERCENTAGE	32.1
6.8	THREE-POINT FIELD GOALS MADE/GAME	7.1
6.5	OPP. THREE-POINT FIELD GOALS MADE/GAME	6.4
71.5	FREE-THROW PERCENTAGE	70.4
11.6	FREE THROWS MADE/GAME	11.6
16.2	FREE THROWS ATTEMPTED/GAME	16.5
41.1	REBOUNDS/GAME	35.5
13.5	OFFENSIVE REBOUNDS/GAME	11.5
27.5	DEFENSIVE REBOUNDS/GAME	24.1
+8.0	REBOUND MARGIN	+1.0
15.5	ASSISTS/GAME	12.8
16.6	TURNOVERS/GAME	15.9
17.0	TURNOVERS FORCED/GAME	15.5
+0.4	TURNOVER MARGIN	-0.3
0.9	ASSIST-TURNOVER RATIO	0.8
8.6	STEALS/GAME	8.0
4.4	BLOCKS/GAME	2.4

MISSISSIPPI STATE-MISSOURI TEAM LEADERS

	MISSISSIPPI STATE	MISSOURI
POINTS	Jordan (16.0)	Slaughter (15.2)
REBOUNDS	Okot (9.6)	Randle (6.2)
ASSISTS	Russell (3.6)	Kroenke (3.0)
BLOCKS	Okot (1.1)	Ngalakulondi (0.8)
STEALS	Jordan (2.0)	Randle (1.7)
MINUTES	Jordan (30.0)	Slaughter (31.1)

"Joy and Juice" shirt in the Cayman Islands and at practice.

DESHIELDS COMMANDING STATE'S OFFENSE

- Junior guard Demin DeShields was one of the top-ranked point guards in the transfer portal and has taken command of Mississippi State's offense.
- DeShields is currently averaging 5.9 points, 3.4 assists, 1.8 rebounds and 1.3 steals in 27.6 minutes per game.
- DeShields scored her 1000th career point against Texas A&M (Feb. 23), where she finished with eight.
- DeShields set a season-high 15 points against the Gators after tying her career-high of four made threes.
- The junior collected nine points, four rebounds, four assists and three steals against Vanderbilt (Feb. 13). One steal led to a breakaway layup with 25 seconds remaining that forced overtime.
- DeShields scored 10+ for the second straight game and third time this season after picking up 10 against Missouri.
- She set a new season-high in points with 13 against Auburn while picking up seven assists, the most she's dished out in an SEC game this year.
- DeShields anchored a Bulldog defense to 21 forced turnovers against Oklahoma (Jan. 9). The guard had five steals, tying her career high.
- DeShields led the Bulldog offense with a total of nine assists against South Carolina State en route to a team 59.4 field goal percentage.
- An Atlanta, Ga. native, DeShields had five points, three rebounds, three assists and a block in 33 minutes at Georgia Tech on Dec. 4.
- DeShields posted her first game with 10 or more points at Mississippi State with 10 points, three assists and three rebounds in 25 minutes against Chattanooga on Nov. 17.
- Prior to 2024-25, DeShields started 61 of 63 games over two seasons at UAB from 2022-24. She was a two-time All-Conference selection over two different conference affiliations, Conference USA and American Athletic Conference. She was named to the 2023 Conference USA All-Freshman and 2024 American Athletic Conference All-Conference Third Team.
- DeShields averaged 13.4 points, 5.3 assists and 3.0 rebounds on 42.5 percent from the field (161-379) and 78.4 percent from the free-throw line (91-116) in 33.3 minutes per game at UAB in 2023-24. She set new career highs in points, assists, rebounds, minutes averages, field-goal and free-throw percentage.
- DeShields led the AAC with 5.3 assists per game in 2023-24.
- DeShields improved her points (13.0 to 13.4), assists (4.3 to 5.3), rebounds (2.9 to 3.0), minutes averages (30.0 to 33.3), field-goal (40.8 to 42.5) and free-throw percentage (69.4 to 79.4) from her freshman to her sophomore season.
- DeShields led her team in assists per game and has finished top two in points per game in each of her first two seasons.

BALL STOPPERS

- Head Coach Sam Purcell has repeatedly stressed how important junior guard Demin DeShields' and redshirt junior guard Destiney McPhaul's defense has been to wearing out the opposing point guard and stifling the opposing offense.
- DeShields ranks second on the team with 1.3 steals while McPhaul ranks third with 1.2 per game.
- Purcell is shopping the nickname "The Deputies" for Denim and

Destiney because of the D and D name correlation and the fact that each player brings a "Seatbelt. Click It. Top-Dog." mentality.

MISSISSIPPI STATE'S 2025 CLASS AMONG THE BEST

- Mississippi State announced the signings of three ESPN HoopGurlz top-100 prospects in Jaylah Lampley (No. 38), Madison Francis (No. 39) and Nataliyah Gray (No. 95) at the start of the early signing period on Wednesday, Nov. 13.
- Mississippi State's 2025 class is ranked 10th by ESPN's Top-25 Recruiting Class Rankings, the second-best in program history only behind the sixth-ranked 2019 class.
- With the addition of three ESPN HoopGurlz top-100 prospects, Purcell has now signed seven such players in his three classes at Mississippi State. Mississippi State is one of 13 programs in the nation to land three 2025 top-100 prospects.
- Lampley, a 6-1 guard from Lawrence Central High School in Indianapolis, Ind., is ranked No. 38 overall and the second-rated prospect in Indiana by ESPN HoopGurlz. She is the highest-rated recruit by the outlet to date under Purcell. Lampley led Lawrence Central to a 2024 IHSAA Class 4A State Championship title in her junior season, in which she averaged 18.0 points, 5.9 rebounds and 2.1 steals per game. She was named the 2023-24 MaxPreps Indiana High School Girls Basketball Player of the Year.
- Francis, a 6-2 forward from Lancaster Central High School in Lancaster, N.Y., is ranked No. 20 overall, No. 6 forward and the top-rated prospect in New York by ON3. She is the highest-rated signee by the outlet to date under Purcell. Francis is also listed as the No. 39 overall prospect by ESPN HoopGurlz. Francis averaged 29.0 points, 13.1 rebounds, 5.7 steals and 5.1 assists over her junior season at Lancaster, in which she propelled her team to a 2024 NYSPHSAA Class AAA Title. She was one of 12 players to be named to the Team USA U18 National Team and took home a gold medal at the 2024 FIBA U18 Women's AmeriCup Championship, which was held in Bucaramanga, Colombia in June 2024.
- Gray, a 6-3 forward from Alief Taylor High School in Houston, Texas, is ranked No. 95 overall and the sixth-rated recruit in Texas by ESPN HoopGurlz. Gray was Purcell's first commitment of the class and has averaged 20.7 points, 11.2 rebounds and 2.5 blocks over the course of her high school career. She has already surpassed 2,000 points and 1,000 rebounds following her junior season.

UNDER 15 TURNOVERS PLEASE

- Head Coach Sam Purcell has stressed multiple times in media that he wants his team to be under the 15-turnover mark, which the Bulldogs have done ten times (6-4 when 15 or under) in 2024-25.
- Mississippi State is currently averaging 16.4 turnovers per game, which according to Purcell is often due to Bulldogs' often too unselfish nature.

MCPHAUL - TOP DAWG OFF THE BENCH

- Redshirt junior guard Destiney McPhaul is averaging 7.6 points, on 46.7 percent from the field and 35.7 percent from three, in addition to 2.7 rebounds, 2.6 assists and 1.2 steals in 22.1 minutes per game in 2024-25.
- McPhaul had her third consecutive game in double figures, as she finished with 10 points on 50.0 percent shooting against Alabama.
- McPhaul picked up 11 points against Arkansas on 71.4 shoot-

ing, with three steals.

- She finished with seven points and five assists against Ole Miss, the fourth time she has finished with five or more assists this year.
- In her first three SEC games, she has scored double-digits in all three matchups as well as recording career-highs with six assists and six turnovers.
- McPhaul was a threat on both sides of the ball against South Carolina State, as she picked up a career-high five steals and four made threes.
- McPhaul picked up her third game this season with double-digit points after finishing with 13 points against Belmont. She knocked down three free throws after being fouled with 0.2 seconds to ice the game.
- McPhaul was ranked as the top-guard and second-overall junior college prospect in the 2024 class by JUCO World Exposure.
- McPhaul scored in double figures in each of her first two games at Mississippi State, adding 15 points on 5-6 from the field, 3-3 from three and 2-2 from the free-throw line in 22 minutes against Alcorn State on Nov. 10. In her Mississippi State and NCAA Collegiate debut, McPhaul added 11 points, four rebounds, three assists and three steals in 22 minutes in the season opener against Memphis on Nov. 7.
- McPhaul was named a 2024 National Junior College Athletic Association (NJCAA) First Team All-American after she averaged 13.2 points, 4.8 assists and 3.0 rebounds in 31.7 minutes per game. Due to her success at the junior college level, McPhaul will have her jersey commemorated this season at the Women's Basketball Hall of Fame in Knoxville, Tenn.
- McPhaul helped guide Northwest Florida State College to consecutive National Junior College Athletic Association (NJCAA) Championship game appearances.
- McPhaul improved her points average (12.0 to 14.4), field-goal (45.1 to 49.4), three-point (31.4 to 36.2) and free-throw percentage (66.4 to 82.3) from her freshman to her sophomore season, while she decreased her turnovers by 1.0 per game (2.9 to 1.9).
- McPhaul totaled 30 points on 10-20 from the field and 10-12 from the free-throw line in 44 minutes in the NJCAA Division I Championship game with Purcell in attendance. The four-game run over the NJCAA Division I tournament saw her average 25.5 points per game with three performances of 25 or more points.

TOUGH SLATE FOR MISSISSIPPI STATE

- Mississippi State has faced off against seven opponents ranked in the Associated Press and/or USA TODAY Coaches Preseason Polls with three more opponents that were receiving votes in either poll.
- Mississippi State tipped off with 14 teams that made the 2024 NCAA Tournament.
- All of Mississippi State's home losses have come to teams that are against top-15 NET Teams.

PURCELL RELOADS ASSISTANT COACHES

- Head Coach Sam Purcell reloaded his staff with the addition of four new assistant coaches to the bench. In addition to Assistant Coach/Director of Scouting Victoria Vivians, Purcell added Associate Head Coach/Offensive Coordinator Fred Castro (Head Coach of Eastern Michigan), Assistant Coach/Recruiting Coordinator Anita Howard (Head Coach of Georgia Southern) and Assistant Coach Samantha Williams (Assistant Coach at Tennessee).
- All three of Purcell's main assistants - Castro (Eastern Michi-

gan), Howard (Georgia Southern) and Williams (Eastern Kentucky) - have head coaching experience.

- Assistant Coach/Senior Director of Scouting and Analytics Tony Dukes returned for his second season on staff.
- Purcell had two assistant coaches in Michelle Clark-Heard (Mercer) and Corry Irvin (Chicago State) earn head coaching positions following the 2023-24 season. Mississippi State faced Clark-Heard on Wednesday, Nov. 20 when it defeated Mercer, 81-44, inside Humphrey Coliseum. Mississippi State reunited Irvin when it ran past Chicago State, 102-42, inside Jones Convocation Center on Sunday, Dec. 8. Purcell gifted Irvin with a copy of House Bill 346 to recognize her efforts to raise epilepsy awareness prior to the game. The bill, which was passed in Mississippi in large part due to Irvin's efforts, ensures schools are properly equipped to assist students, like Irvin's son Cory, with seizures.

#OWNIT - TEAM MANTRA

- After "Why Not Us" in the first season and "ONE" in his second, the team mantra for the third season under Head Coach Sam Purcell is "Own It". It is centered around the belief that as a program, the players and staff have to own everything that comes with the history, standard and expectation of this program and playing in the SEC. This motto can be seen throughout the arena, on the door in the women's basketball tunnel and on the warmup shirts.

2024-25 DAWGS ACCOLADES

- Graduate student guard Jerkaila Jordan earned a spot on the 2025 Preseason Coaches All-SEC Second Team on Oct. 24, voted on by the conference head coaches. She has been named to the Preseason Coaches All-SEC list each of the last two seasons.
- Jordan was named to the 2024 Cayman Islands Classic All-Tournament Team on Nov. 29 and sophomore forward/center Quanirah Montague earned Most Outstanding Player honors after the 2024 WBCA State Farm Showcase game win over Jacksonville on Nov. 24.

JERKAILA JORDAN

- 2025 Preseason Coaches All-SEC Second Team
- 2024 Cayman Islands Classic All-Tournament Team

QUANIRAH MONTAGUE

- 2024 WBCA State Farm Showcase Most Outstanding Player

MISSISSIPPI STATE CAN GO ON OFFENSE

- Mississippi State has averaged at least 70.0 points per game each season since 2016-17 and is currently averaging 76.2 points.
- Mississippi State has three players averaging 10 or more points per game (Jordan 16.0, Russell 11.7, Okot 11.2).
- The Bulldogs have three players converting on 50.0 or better percent from the field (Okot 65.7, Thomas 61.4, Montague 54.8).
- Mississippi State ranks fifth in the SEC in bench points, as the second squad has been putting up 22.0 points per game.
- Mississippi State has scored 100 points twice this season, the first season with multiple 100-point games since 2020-21. Mississippi State scored 100 points on the road for the first time since it scored 103 at Washington on Dec. 20, 2018.
- Mississippi State ranked top five in the SEC in multiple offensive categories in 2023-24. The Bulldogs ranked second in assists (17.1) and assist/turnover ratio (+1.2), third in field-goal percentage (44.9) and three-point field-goal percentage (35.0), fourth in scoring offense (75.6), scoring margin (+9.9) and free-throw percentage (73.0). Mississippi State has ranked top five in the SEC in scoring

offense, scoring margin, field-goal percentage, three-point field-goal percentage and assists in each of Head Coach Sam Purcell's first two seasons at Mississippi State.

- Mississippi State has now converted on 50.0 percent seven times this season. The Bulldogs shot 62.3 percent (38-61) against Auburn, their highest percentage since 2019. Mississippi State shot 59.4 percent (38-64) against South Carolina State, 54.7 percent (41-75), at ULM, 53.6 percent (30-56), at Chicago State, 54.2 percent (32-59) at Georgia Tech, 52.4 percent (33-63) against Mercer on Nov. 20 and 50.7 percent (37-73) against Memphis on Nov. 7 to extend its mark to now 22 times (21-1) eclipsing the 50.0-percent mark under Purcell. The Georgia Tech loss was the first time that Mississippi State has lost a game when converting on at least 50.0 percent from the field under Purcell.

VICTORIA VIVIAN'S BACK AT MISSISSIPPI STATE

- Head Coach Sam Purcell hired Mississippi State legend Victoria Vivians as an Assistant Coach/Director of Scouting on June 17, 2024.
- Vivians just finished her seventh season in the WNBA, sixth active after she missed 2019 due to injury, and her first with Seattle Storm, where she made her playoff debut against the Las Vegas Aces in the 2024 Playoffs.
- A part of the winningest class in program history, Vivians helped transform Mississippi State into a national power from 2014-18 and was instrumental in compiling 126 wins and four-straight NCAA Tournament berths, including consecutive NCAA National Championship game appearances in 2017 and 2018. She helped surpass the program record for wins in each of her four seasons, a run that was capped off with a nation-best 37-2 record in 2017-18.
- Vivians received All-America honors in each of her four seasons and in 2018 she became the first Bulldog to be named an Associated Press First Team All-American since LaToya Thomas in 2003.
- Vivians was a three-time All-SEC First Team selection and one of only three players in program history to be named All-SEC four times over her career.
- She became the fourth player from Mississippi State at the time to be taken in the first round of the WNBA Draft when she was selected eighth overall by the Indiana Fever in 2018.
- A five-star recruit out of Scott Central High School in Carthage, Miss, Vivians was a two-time Mississippi's Miss Basketball and 2013-14 Gatorade Player of the Year honoree.
- Vivians was crowned the 2017 Mississippi State Homecoming Queen and was a four-time SEC Academic Honor Roll selection. She graduated with a bachelor's degree in Human Development and Family Science in 2018.
- Vivians remains the only player to win the CSpire Gilcom Trophy, which is awarded to the best female player in Mississippi, in each of her four seasons and the only player to win it more than twice.

JORDAN EARNS PRESEASON ALL-SEC SELECTION

- Graduate student guard Jerkaila Jordan earned a spot on the 2025 Preseason Coaches All-SEC Second Team on Oct. 24, voted on by the conference head coaches.
- It marked the second-straight season that Jordan was named to the Preseason Coaches All-SEC list.

PRESEASON ALL-SEC SELECTIONS UNDER PURCELL

YEAR	PLAYER	POLL
24-25	Jerkaila Jordan	Coaches (Second)
23-24	Jessika Carter	Media (Second), Coaches (First)
23-24	Jerkaila Jordan	Coaches (Second)
23-24	Erynn Barnum	Coaches (Second)
22-23	Jessika Carter	Coaches (Second), Media (Second)
22-23	Anastasia Hayes	Coaches (First), Media (Second)

DAWGS REPRESENTED IN THE W

- Mississippi State was one of three SEC schools - South Carolina and Tennessee - to have at least three former players active on WNBA rosters in the 2024 season.
- Victoria Vivians (Mississippi State, 2014-18) - Seattle Storm
- Teaira McCowan (Mississippi State, 2015-19) - Dallas Wings
- Jessika Carter (Mississippi State, 2018-24) - New York Liberty/Las Vegas Aces

MISSISSIPPI STATE BY THE NUMBERS

- Mississippi State returned 962 of its 2,647 points (36.3 percent), 394 of its 1,421 rebounds (27.7), 125 of its 599 assists (25.1), 107 of its 270 steals (39.6), 71 of its 162 blocks (43.8) and 2,205 of its 7,050 minutes (31.3) from 2023-24.
- With the addition of its five transfers with Division I playing experience, Mississippi State added 1,599 points, 627 rebounds, 293 assists, 133 steals, 58 blocks and 3,182 minutes from 2023-24.

MISSISSIPPI STATE PUTS PORTAL POWER ON DISPLAY

- Head Coach Sam Purcell and his staff has navigated the portal successfully since arriving to Mississippi State and the 2024 class remains no exception.
- Mississippi State added six transfers Denim DeShields (UAB), Destiney McPhaul (Northwest Florida State College), Eniya Russell (Kentucky), Terren Ward (Georgia Southern), Chandler Prater (Oklahoma State), Kayla Thomas (Georgia Southern) and Madina Okot (Zetech University - Kenya).
- The five transfers - Denim DeShields (UAB), Eniya Russell (Kentucky/South Carolina), Terren Ward (Georgia Southern), Chandler Prater (Oklahoma State/Kansas), Kayla Thomas (Georgia Southern/Penn State) - who have Division I playing experience entered the 2024-25 season with 431 games played and 179 starts.
- Russell (Kentucky) was ranked as the No. 24 transfer in the 2024 class by ESPN (Charlie Creme), while Ward (Georgia Southern) was named in the also mentioned/honorable mention section.
- McPhaul (Northwest Florida State College) was ranked as the top-guard and second-overall junior college prospect in the 2024 class by JUCO World Exposure. She was named a 2024 National Junior College Athletic Association (NJCAA) First Team All-American in 2023-24.

IT RUNS IN THE FAMILY

- Junior guard Denim DeShields comes from a very athletic family. Her mother, Tisha, was a 1991 NCAA Outdoor All-American in the heptathlon at Tennessee and is a member of the Delaware Track and Field Hall of Fame. Her father, Delino, was drafted out of high school with the 12th-overall pick in the first round of the 1987 MLB June Amateur Draft and played 13 major league seasons. Her brother, Delino Jr., was selected with the eighth-overall pick in the first round of the 2010 MLB June Amateur Draft by the Houston Astros. Her sister, Diamond, was an multi-time All-American and

All-SEC selection at Tennessee after she transferred from North Carolina, where she was the 2014 National Freshman of the Year by multiple outlets, and the third-overall pick in the first round of the 2018 WNBA Draft by the Chicago Sky. She won 2021 WNBA Championship with the Sky and just completed her seventh season, sixth active due to injury in 2023, in the WNBA and was recently traded to the Connecticut Sun.

- Graduate student guard Jerkaila Jordan's older brother, Jerree is a defensive back who walked on to play football at UNLV and currently plays at Washington State. Jerree's journey is a source of motivation for Jerkaila.
- Senior forward/center Kayla Thomas' mother, Tenicka, was a three-sport athlete and played volleyball, basketball and ran track and field at Mississippi Valley State. She was a two-time Mississippi Valley State Female Athlete of the Year selection and was inducted into the Mississippi Valley State Hall of Fame in 2008.
- Junior guard/forward Debreasha Powe's twin brother, Demarcus, plays basketball at Belhaven University and played at East Central Community College and Mississippi Gulf Coast Community College.
- Sophomore forward/center Quanirah Montague's brother, Jahl-eem, played basketball at Palm Beach State Community College and Longwood.

TOP DAWGS IN SPORT PERFORMANCE

- Mississippi State's athleticism is both natural and built by hours in the weight room and conditioning sessions under the guidance and leadership of Strength and Conditioning Coach Kaiti Jones. A few key measurements from the team are listed below.

WINGSPAN

Rocio Jiménez: 6' 11.5"
 Madina Okot: 6' 10"
 Quanirah Montague: 6' 8.25"
 Kayla Thomas: 6' 7.5"
 Eniya Russell: 6' 3"

STANDING REACH

Rocio Jiménez: 8' 8"
 Madina Okot: 8' 8"
 Quanirah Montague: 8' 4.5"

APPROACH HEIGHT (RUNNING VERTICAL HEIGHT)

Quanirah Montague: 10' 3.5"
 Madina Okot: 10' 3"
 Eniya Russell: 10' 2"

APPROACH JUMP (RUNNING VERTICAL JUMP)

Eniya Russell: 27.5"

STANDING VERTICAL

Denim DeShields: 28"
 Jerkaila Jordan: 26.7"

3/4-COURT SPRINT

Jerkaila Jordan: 3.46 seconds
 Denim DeShields: 3.51 seconds
 Quanirah Montague: 3.79 seconds
 Madina Okot: 3.82 seconds

10-YARD ACCELERATION SPLIT

Denim DeShields: 1.52 seconds
 Jerkaila Jordan: 1.59 seconds

- Graduate student guard Jerkaila Jordan was named this season's "Top Dawg" award winner. The "Top Dawg" is an award that reflects overall physical competency and athleticism metrics, athletes awarded this honor are scored on a scale of 0-10, with 10 representing of

the most elite level women's basketball players to date. The metrics taken into consideration are power, speed, strength, aerobic capacity and anaerobic power. Only the top two student-athletes are crowned "Top Dawgs" each offseason, owning that title until testing resumes the following year.

- This is Jordan's third-consecutive season receiving the award.

DAWGS INTERESTS OFF THE COURT

- Graduate student guard Jerkaila Jordan is interested in a career in law enforcement after basketball and shadowed the Starkville Police Department on a ride along earlier this offseason. Jordan is also interested in sauce, particularly BBQ sauce, which is no surprise considering her play of the court, and has partnered with Mississippi State alums to have her own NIL Jerk sauce for sale.
- Majoring in Communication-Broadcast and Digital Journalism, junior guard/forward Debreasha Powe intends to pursue a career as a sports analyst after basketball and is inspired by ESPN's Andraya Carter, who visited the team to provide media training ahead of the 2023-24 season. Powe put her broadcasting talents on display at the 2025 SEC Basketball Tipoff, where she took over the mic with Brooke Weisbrod on the SEC Now set. Powe has interned as a sideline reporter at French Camp Academy football games and in the production rooms with the Mississippi State Athletics Broadcast staff.
- Majoring in Business Administration and Entrepreneurship, junior guard Denim DeShields has always had an entrepreneurial spirit. She grew up selling glitter paper doughnuts around the neighborhood for 25 cents and spent a summer in Chicago living with her sister and braiding hair at a local salon. She still braids hair when she finds the time and after her playing career is completed, DeShields plans to explore opening her own business.
- Graduate student guard/forward Eniya Russell (Baltimore, Md.) and Chandler Prater (Kansas City, Mo.) run annual basketball camps back in their hometown in the offseason to give back.

DAWGS IN THE CLASSROOM

- Listed below are the majors for the 2024-25 Mississippi State women's basketball team.

2024-25 MAJORS

Denim DeShields: Business Administration
 Destiney McPhaul: Interdisciplinary Studies
 Jerkaila Jordan: Undeclared (Graduated with a Bachelor of Science in Interdisciplinary Studies from Mississippi State)
 Eniya Russell: Undeclared (Graduate with a Bachelor of Arts Sport Communication from Kentucky)
 Chandler Prater: Undeclared (Graduate with a Bachelor of Arts in Communication Studies from Oklahoma State)
 Anaisha Carriere: Business Administration
 Tahj-Monet Bloom: Undeclared
 Rocio Jiménez: Undeclared
 Kayla Thomas: Criminology
 Madina Okot: Undeclared
 Debreasha Powe: Communication-Broadcast and Digital Journalism
 Quanirah Montague: Undeclared

PURCELL FAMILY GOT THEIR POOL

- The Purcell family has completed the pool that was promised to Coach Purcell's three daughters - Reese, Rylee and Reagan - prior to Mississippi State's win over No. 9/9 LSU on Jan. 29, 2024.
- Purcell and his wife, Meghan, came up with the idea that each

season his three daughters can select one game with some sort of prize at stake if Mississippi State wins. Reese, Rylee and Reagan are 2-0 in the trade off after also choosing Tennessee in 2022-23, where Mississippi State earned a 91-90 (2OT) win inside Humphrey Coliseum on Feb. 6, 2023. The prize for the win over Tennessee in 2022-23 was a trampoline.

- Reese, Rylee and Reagan have decided the game for the 2024-25 season, but are keeping it close to the chest this year.
- The win over No. 9/9 LSU on Jan. 29, 2024 was Purcell's first win over a top-25 and top-10 opponent as a head coach. It was Mississippi State's first top-10 win since a win at No. 10 Texas on Dec. 2, 2018. It was also the first sellout crowd under Purcell with 9,121 fans inside Humphrey Coliseum.

HEAD COACH **SAM PURCELL**

Sam Purcell was named the ninth head coach in Mississippi State women's basketball history on Saturday, March 12, 2022. The 2024-25 season will be his third year as a head coach and his third at the helm of the women's basketball program at Mississippi State.

Purcell picked up his second top-10 victory as a head coach after taking down No.10/11 Oklahoma inside Humphrey Coliseum on January 9, 2025. The win marked the second-straight season had taken down a top-10 opponent inside The Hump.

With an established identity as an elite recruiter, **PURCELL AND STAFF SIGNED THREE ESPNW HOOPGURLZ TOP-100 RECRUITS IN THE 2025 CLASS, WHICH CULMINATED IN CURRENTLY THE NO.10 RANKED CLASS PER ESPN, THE SECOND BEST IN PROGRAM HISTORY** only behind the 2019 class.

With a win against Mercer on Nov. 20, 2024, **PURCELL BECAME THE FASTEST HEAD COACH TO REACH 50 WINS AT MISSISSIPPI STATE, ACHIEVING THE MARK IN 73 GAMES, WHICH IS EIGHT FASTER THAN THE NEXT.** A win over Vanderbilt on February 13, 2025 gave Purcell his 63rd win and 22nd SEC win, which gave him the most overall and most SEC wins of any coach throughout their first three seasons in program history.

In 2023-24, Purcell led Mississippi State to a 23-12 record, 8-8 SEC, and **BECAME THE ONLY HEAD COACH IN PROGRAM HISTORY AND ONE OF SIX IN THE SEC WOMEN'S BASKETBALL SINCE 2000 TO SURPASS THE 20-WIN MARK IN EACH OF THEIR FIRST TWO SEASONS. PURCELL TOTALED THE MOST WINS (45), MOST SEC WINS (17) AND MOST NCAA TOURNAMENT WINS (2) OF ANY HEAD COACH THROUGH THEIR FIRST TWO SEASONS IN PROGRAM HISTORY.**

Purcell **COACHED A PAIR OF BULLDOGS TO ALL-CONFERENCE HONORS DURING THE 2023-24 SEASON.** He led graduate student Jessika Carter to 2024 All-SEC Second Team and 2024 WBCA Honorable All-American accolades. Carter was selected with the 23rd overall pick in the Second Round of the 2024 WNBA Draft by the New York Liberty and was the ninth overall player to be drafted to the WNBA and the first under Purcell at Mississippi State. She was the first player from Mississippi State to be drafted since both Teaira McCowan and Anriel Howard were selected in 2019.

Purcell also led now graduate student guard Jerkaila Jordan, who returns for her fifth season in 2024-25, to 2024 All-SEC Second Team honors. Jordan set career-highs in points, rebounds, assists, steals, blocks and minutes totals in 2023-24 were all career-highs and was the only player in the SEC to average at least 15.0 points, 5.0 rebounds, 2.0 assists and 2.0 steals per game in 2023-24.

With a win over No. 9/9 LSU on Jan. 29, 2024, Purcell earned his first win over a top-25 and top-10 opponent as a head coach. It was Mississippi State's first top-10 win since a win at No. 10 Texas on Dec. 2, 2018. It was also the first sellout crowd of his tenure with 9,121 fans inside Humphrey Coliseum.

Mississippi State opened its second season under Purcell in 2023-24 ranked in the Associated Press Preseason Top-25 poll at No. 25, the program's first time listed in the preseason poll since 2020-21. The preseason spot also marked a return to the AP Top-25 poll after a 44-week absence. Mississippi

State earned its highest rankings of the season when it was ranked No. 21 in both the week four editions of the AP Poll on Nov. 21 and the USA Today Coaches Poll on Nov. 22. The No. 21 ranking in the AP Poll tied the program's best in the poll since Jan. 25, 2021, while it tied the program's best ranking in the USA Today Coaches Poll since Jan. 26, 2021.

Under Purcell, Assistant Coaches Michelle Clark-Heard and Corry Irvin went on to earn head coaching positions at Mercer and Chicago State, respectively, while Graduate Assistant Luke Carns went on to be named Director of Player Personnel at Texas State following the 2023-24 season. It marked the latest staff under Purcell to advance their career after Assistant A.D. of Women's Basketball Joi Williams was named Men's Basketball Chief of Staff at South Florida and Graduate Assistant Kelby Jones earned an Assistant Coach position at Oklahoma State, each following the 2022-23 season.

Purcell's first season as a head coach was a season of 'firsts' for the up-and-coming coaching star. A handful of those 'firsts' included his first game as a head coach, his first win, and his first NCAA Tournament appearance. But it also came with firsts for the Mississippi State women's basketball program that saw **PURCELL BECOME THE WINNINGEST FIRST-YEAR HEAD COACH IN PROGRAM HISTORY.**

In his first season sitting in the head chair, **PURCELL BECAME THE WINNINGEST HEAD COACH AT MISSISSIPPI STATE IN THEIR DEBUT SEASON WITH 22 WINS WHILE ALSO BECOMING THE FIRST TO HAVE A WINNING RECORD IN THE SEC AFTER GOING 9-7 AND FINISHING FIFTH IN THE TOUGHEST CONFERENCE IN THE COUNTRY.** Most impressive, though, is that he guided the Bulldogs to the NCAA Tournament following a three-year hiatus.

In leading the team to the Big Dance in his first season, Purcell set the standard at Mississippi State, as no coach in program history had made the NCAA Tournament before their third season leading the program. On top of that, **PURCELL BECAME THE FASTEST COACH AT MISSISSIPPI STATE TO WIN A PAIR OF NCAA TOURNAMENT GAMES.** In winning two tournament games, **MISSISSIPPI STATE BECAME THE FIRST TEAM IN NCAA WOMEN'S BASKETBALL HISTORY TO ADVANCE TO THE TOURNAMENT'S SECOND ROUND AFTER STARTING IN THE FIRST FOUR ROUND.**

Purcell helped guide a pair of Bulldogs to All-Conference honors during the 2022-23 season. He coached Jessika Carter to Second Team All-SEC honors and a place on the SEC All-Defensive Team. Carter had a career season under Purcell, setting career bests in points scored (458), blocked shots (65) and assists (42). He also led Debreasha Powe to the SEC All-Freshmen team after a promising rookie campaign for the Mississippi native.

Before he arrived in Starkville, Purcell spent nine seasons at Louisville under the direction of future hall of famer Jeff Walz. While on the staff at Louisville, Purcell helped guide the Cardinals to a 266-48 overall record with eight NCAA Tournament appearances, seven Sweet 16s, five Elite Eights and two Final Fours. He also helped lead Louisville to four ACC Regular Season Championships and the 2018 ACC Tournament title, their first tournament crown since 1993.

Promoted to associate coach in 2017-18, Purcell played a critical role in guiding Louisville to a

Purcell helped the Louisville offense consistently rank among the nation’s best. In every season but one at Louisville, the offense ranked inside the top 40 in points per game while averaging more than 72.2 points per game during that time. The impressive scoring margins that Louisville won games by – more than a +16.0-scoring margin in each of his last five seasons there.

Purcell led the recruiting efforts at Louisville and he has landed the nation’s top recruit on two separate occasions with two different programs. Purcell inked top-rated prospect Kaela Davis in 2013 at Georgia Tech and Asia Durr at Louisville in 2015.

All nine signing classes that Purcell helped recruit were ranked in the top 15 by ESPN. Of those nine classes, four were ranked inside the top 10, highlighted by the No. 1 class in 2015, the No. 4 class in 2017, the No. 6 class in 2016 and the No. 8 class in 2014. Even more impressive, of the 15 McDonald’s

All-Americans in Louisville’s history, 13 were recruited by Purcell.

Before his time at Louisville, Purcell had stops at Georgia Tech, Tulsa and Auburn. Purcell has learned from some of the best minds in college basketball, including Jeff Walz, Nell Fortner (former Auburn and current Georgia Tech head coach and the head coach of the 1996 Olympic Team) and Joe Ciampi (25-year head coach at Auburn, 2005 Hall of Fame inductee and Purcell’s father-in-law).

PURCELL FILE
INFORMATION

Birthdate: Oct. 5, 1979
Hometown: Dalton, Ga.
Wife: Meghan
Children: Reese, Rylee and Reagan
Education: Auburn, 2003

COACHING CAREER

YEAR	SCHOOL	POSITION
2022-	Mississippi State	Head Coach
2017-22	Louisville	Associate Coach
2013-17	Louisville	Assistant Coach
2009-13	Georgia Tech	Assistant Coach
2005-07	Tulsa	Assistant Coach
2003-05	Auburn	Video Coordinator

PURCELL WIN-LOSS BREAKDOWN

OVERALL 65-33 (.663)
HOME 37-11
AWAY 16-19
NEUTRAL 12-3
NON-CONFERENCE 41-7 (EXCLUDES SECT)
HOME 23-1
AWAY 6-5
NEUTRAL 12-1
SEC 24-24 (0-2 IN SECT)
HOME 14-10
AWAY 10-14
POSTSEASON 4-2
NCAA 2-1
WBIT 2-1

MSU HEAD COACH TOTAL WINS IN FIRST THREE SEASONS

COACH	YEARS	S1	S2	S3	TOTAL
Sam Purcell	2022-	22-11	23-12	19-9	64-32
Vic Schaefer	2012-15	13-17	22-14	27-7	62-38
Peggy Collins	1977-1980	14-17	16-14	12-18	42-49

MSU HEAD COACH SEC WINS IN FIRST THREE SEASONS

COACH	YEARS	S1	S2	S3	TOTAL
Sam Purcell	2022-	9-7	8-8	6-8	23-23
Vic Schaefer	2012-15	5-11	5-11	11-5	21-27
Sharon Fanning	1995-98	4-7	1-11	4-10	9-28

PURCELL COACHING TREE

COACH	YEARS	CURRENT POSITION
Michelle Clark-Heard	2023-24	Head Coach at Mercer
Corry Irvin	2022-24	Head Coach at Chicago State

PURCELL CAREER RECORD BREAKDOWN

	SCHOOL	OVERALL	HOME	ROAD	NEUTRAL	NET	SEC	FINISH	SEC TOURNAMENT	POSTSEASON
2022-23	Mississippi State	22-11	14-2	3-7	5-2	39	9-7	T-5th	0-1, Second Round	2-1, NCAA Second Round
2023-24	Mississippi State	23-12	13-5	7-6	3-1	43	8-8	T-7th	0-1, Second Round	2-1, WBIT Quarterfinals
2024-25	Mississippi State	20-10	10-4	6-6	4-0		7-9			
TOTALS	THREE SEASONS	65-33 (.663)	37-11	16-19	12-3		24-24		0-2	4-2 (2-1 NCAA, 2-1 WBIT)

PURCELL WNBA DRAFT PICKS COACHED (17)

	SCHOOL	PLAYER	RD	PICK	TEAM
2024	Mississippi State (HC)	Jessika Carter	2	22	New York Liberty
2022	Louisville (AC)	Emily Engstler	1	4	Indiana Fever
2022	Louisville (AC)	Kianna Smith	2	16	Los Angeles Sparks
2021	Louisville (AC)	Dana Evans	2	13	Dallas Wings
2020	Louisville (AC)	Jasmine Jones	1	2	New York Liberty
2020	Louisville (AC)	Kylee Shook	2	13	New York Liberty
2019	Louisville (AC)	Asia Durr	1	2	New York Liberty
2019	Louisville (AC)	Sam Fuehring	3	34	Washington Mystics
2019	Louisville (AC)	Arica Carter	3	34	Phoenix Mercury
2018	Louisville (AC)	Myisha Hines-Allen	2	19	Washington Mystics
2014	Louisville (AC)	Shoni Schimmel	1	8	Atlanta Dream
2014	Louisville (AC)	Antonita Slaughter	3	35	Los Angeles Sparks
2014	Louisville (AC)	Asia Taylor	3	36	Minnesota Lynx
2012	Georgia Tech (AC)	Sasha Goodlett	1	11	Indiana Fever
2011	Georgia Tech (AC)	Alex Montgomery	1	10	New York Liberty
2010	Georgia Tech (AC)	Brigitte Ardossi	2	21	Atlanta Dream
2008	Georgia Tech (AC)	Chioma Nnamaka	2	21	San Antonio Stars

PURCELL ALL-AMERICANS COACHED (11)

SCHOOL	PLAYER	YEAR
Mississippi State (HC)	Jessika Carter	2024
Louisville (AC)	Dana Evans	2021, 2020
Louisville (AC)	Jasmine Jones	2020
Louisville (AC)	Asia Durr	2019, 2018, 2017
Louisville (AC)	Myisha Hines-Allen	2018, 2017, 2016
Louisville (AC)	Mariya Moore	2016
Louisville (AC)	Shoni Schimmel	2014
Louisville (AC)	Sara Hammond	2014
Georgia Tech (AC)	Tyaunna Marshall	2013
Georgia Tech (AC)	Alex Montgomery	2011
Tulsa (AC)	Jill Robbins	2007, 2006

ESPNW TOP-100 SIGNEES AT MISSISSIPPI STATE UNDER PURCELL (7)

PLAYER	RANK	LISTED POSITION	YEAR	HIGH SCHOOL
Jaylah Lampley	38	Guard *	2025	Lawrence Central H.S. (IN)
Madison Francis	39	Forward*	2025	Lancaster Central High (NY)
Nataylah Gray	95	Forward*	2025	Alief Taylor H.S. (TX)
Tahj-Monet Bloom	43	Forward	2024	DME Academy (FL)
Quanirah Montague	48	Post	2023	Atlantic City H.S. (NJ)
Jasmine Brown-Hagger	54	Guard	2023	Example Academy (IL)
Mjracle Sheppard	86	Guard	2023	Montverde Academy (FL)

* The 2025 class that features Lampley, Francis and Gray is currently ranked 10th by ESPN.

MISSISSIPPI STATE WOMEN'S BASKETBALL

PURCELL RECORD AGAINST ALL CONFERENCES

	HOME	AWAY	NEUTRAL	TOTAL
AMERICAN ATHLETIC				
Memphis	1-0	1-0		2-0
South Florida			1-0	1-0
Tulsa			1-0	1-0
ATLANTIC COAST				
Clemson			1-0	1-0
Georgia Tech	1-0	0-1		1-1
Miami (Fla.)	0-1			0-1
Notre Dame			0-1	0-1
ATLANTIC SUN				
Jacksonville			1-0	1-0
North Alabama	1-0			1-0
BIG 12				
TCU	1-0			1-0
Utah			1-0	1-0
BIG EAST				
Creighton			1-0	1-0
Georgetown			1-0	1-0
BIG TEN				
Illinois			1-0	1-0
Penn State		0-1		0-1
Nebraska			0-1	0-1
CONFERENCE USA				
Jacksonville State	1-0			1-0
Kennesaw State	1-0			1-0
MID-EASTERN ATHLETIC				
Maryland Eastern Shore		1-0		1-0
South Carolina State	1-0			1-0
MISSOURI VALLEY				
Belmont		1-0	1-0	2-0
MOUNTAIN WEST				
Colorado State	1-0	1-0		2-0
New Mexico	1-0			1-0
NORTHEAST				
Chicago State		1-0		2-0
SOUTHEASTERN (SEC)				
Alabama	1-1	0-1		1-2
Arkansas	2-0	1-0		3-0
Auburn	2-0	1-1		3-1
Florida	0-1	2-1		2-2
Georgia	1-0	1-1		2-1
Kentucky	1-1	1-1		2-2
LSU	1-0	0-2		1-2
Missouri	1-0	0-2		1-2
Oklahoma	1-0			1-0
Ole Miss	1-2	0-2		1-4
South Carolina	0-2	0-1		0-3
Tennessee	1-1	0-2		1-3
Texas	0-1			0-1
Texas A&M	2-0	2-0	0-2	4-2
Vanderbilt	0-1	2-0		2-1
SOUTHERN				
Chattanooga	1-0	0-1		1-1
Mercer	1-0			1-0
SOUTHLAND				
New Orleans	1-0			1-0
Southeastern La.	1-0			1-0
Texas A&M-Commerce	1-0			1-0
SOUTHWESTERN ATHLETIC				
Alabama State	2-0			2-0
Alcorn State	2-0			2-0
Arkansas-Pine Bluff			1-0	1-0
Florida A&M	1-0			1-0
Grambling	1-0			1-0
Jackson State	1-0			1-0
Mississippi Valley State	2-0			2-0
SUMMIT LEAGUE				
South Dakota State		0-1		0-1
SUN BELT				
Old Dominion			1-0	1-0
UL Monroe	1-0	1-0		2-0

PURCELL RECORD AGAINST ALL OPPONENTS

	HOME	AWAY	NEUTRAL	TOTAL
Alabama	1-1	0-1		1-2
Alabama State	2-0			2-0
Alcorn State	2-0			2-0
Arkansas	2-0	1-0		3-0
Arkansas-Pine Bluff			1-0	1-0
Auburn	2-0	1-1		3-1
Belmont		1-0	1-0	2-0
Chattanooga	1-0	0-1		1-1
Chicago State		1-0		1-0
Clemson			1-0	1-0
Colorado State	1-0	1-0		2-0
Creighton			1-0	1-0
Florida	0-1	2-1		2-2
Florida A&M	1-0			1-0
Georgetown			1-0	1-0
Georgia	1-0	1-1		2-1
Georgia Tech	1-0	0-1		1-1
Grambling	1-0			1-0
Illinois			1-0	1-0
Jackson State	1-0			1-0
Jacksonville			1-0	1-0
Jacksonville State	1-0			1-0
Kennesaw State	1-0			1-0
Kentucky	1-1	1-1		2-2
LSU	1-0	0-2		1-2
Maryland Eastern Shore		1-0		1-0
Mercer	1-0			1-0
Memphis	1-0	1-0		2-0
Miami (Fla.)	0-1			0-1
Mississippi Valley State	2-0			2-0
Missouri	1-0	0-2		1-2
Nebraska			0-1	0-1
New Mexico				1-0
New Orleans	1-0			1-0
North Alabama	1-0			1-0
Notre Dame			0-1	0-1
Oklahoma	1-0			1-0
Old Dominion			1-0	1-0
Ole Miss	1-2	0-2		1-4
Penn State		0-1		0-1
South Carolina	0-2	0-1		0-3
South Carolina State	1-0			1-0
South Dakota State		0-1		0-1
South Florida			1-0	1-0
Southeastern La.	1-0			1-0
TCU	1-0			1-0
Tennessee	1-1	0-2		1-3
Texas	0-1			0-1
Texas A&M	2-0	2-0	0-2	4-2
Texas A&M-Commerce	1-0			1-0
Tulsa			1-0	1-0
UL Monroe	1-0	1-0		2-0
Utah			1-0	1-0
Vanderbilt	0-1	2-0		2-1

PURCELL RECORD AGAINST ACTIVE SEC HEAD COACHES

	HOME	AWAY	NEUTRAL	TOTAL
Kristy Curry (Alabama)	1-1	0-1		1-2
Mike Neighbors (Arkansas)	2-0	1-0		3-0
Johnnie Harris (Auburn)	2-0	1-1		3-1
Kelly Rae Finley (Florida)	0-1	2-0		2-1
Katie Abrahamson-Henderson (Georgia)	1-0	1-1		2-1
Kenny Brooks (Kentucky)		0-1		0-1
Kim Mulkey (LSU)	1-0	0-2		1-2
Robin Pingeton (Missouri)	1-0	0-2		1-2
Jennie Baranczyk (Oklahoma)	1-0			1-0
Yolett McPhee-McCuin (Ole Miss)	1-2	0-2		1-4
Dawn Staley (South Carolina)	0-2	0-1		0-3
Kim Caldwell (Tennessee)		0-1		0-1
Vic Schaefer (Texas)	0-1			0-1
Joni Taylor (Texas A&M)	2-0	2-0	0-2	4-2
Shae Ralph (Vanderbilt)	0-1	2-0		2-1



2024-25 Mississippi St. Women's Basketball

Combined Team Statistics

All games

Game Records

Record	Overall	Home	Away	Neutral
ALL GAMES	20-10	10-4	6-6	4-0
CONFERENCE	7-9	4-4	3-5	0-0
NON-CONFERENCE	13-1	6-0	3-1	4-0

Score by Periods

Team	1st	2nd	3rd	4th	OT	TOT
Mississippi St.	546	552	619	547	20	2284
Opponents	462	441	471	513	12	1899

Team Box Score

No.	Player				Total		3-Point		F-Throw		Rebounds													
		GP-GS	MIN	AVG	FG-FGA	FG%	3FG-3FGA	3FG%	FT-FTA	FT%	OFF	DEF	TOT	AVG	PF	DQ	A	TO	BLK	STL	PTS	AVG		
2	JORDAN, Jerkaila	30-30	903:08	30.1	180-431	.418	35-126	.278	86-121	.711	53	122	175	5.8	63	0	62	58	21	59	481	16.0		
4	RUSSELL, Eniya	30-21	788:17	26.3	132-313	.422	36-117	.308	52-81	.642	26	121	147	4.9	59	0	107	95	6	21	352	11.7		
15	OKOT, Madina	30-30	669:13	22.3	151-230	.657	0-0	.000	35-60	.583	109	179	288	9.6	78	2	21	75	32	37	337	11.2		
21	POWE, Debreasha	28-28	844:08	30.1	90-212	.425	66-156	.423	13-17	.765	21	60	81	2.9	43	0	34	26	19	24	259	9.3		
1	MCPHAUL, Destiney	27-1	597:50	22.1	71-152	.467	20-56	.357	43-53	.811	13	61	74	2.7	55	2	69	54	5	33	205	7.6		
5	PRATER, Chandler	30-10	667:45	22.3	72-168	.429	17-54	.315	31-36	.861	31	94	125	4.2	49	1	41	60	9	20	192	6.4		
0	DESHIELDS, Denim	30-30	827:24	27.6	58-167	.347	23-74	.311	39-46	.848	17	38	55	1.8	54	1	102	78	4	38	178	5.9		
24	MONTAGUE, Qunirah	30-0	351:35	11.7	63-115	.548	0-10	.000	19-33	.576	51	70	121	4.0	36	0	15	25	17	19	145	4.8		
3	WARD, Terren	13-0	112:54	8.7	16-38	.421	3-15	.200	14-17	.824	10	20	30	2.3	11	0	2	6	4	3	49	3.8		
14	THOMAS, Kayla	30-0	223:26	7.4	27-44	.614	0-0	.000	12-16	.750	27	13	40	1.3	25	0	7	12	11	2	66	2.2		
6	EDWARDS, Shakirah	11-0	49:19	4.5	4-10	.400	2-6	.333	2-2	1.000	1	4	5	0.5	3	0	5	5	3	2	12	1.1		
8	CARRIERE, Anaisha	9-0	14:56	1.7	3-7	.429	1-4	.250	1-3	.333	2	0	2	0.2	1	0	0	1	0	0	8	0.9		
Team											45	44	89					3						
Total		30	6050		867-1887	.459	203-618	.328	347-485	.715	406	826	1232	41.1	477	6	465	498	131	258	2284	76.1		
Opponents		30	6050		680-1787	.381	196-637	.308	343-460	.746	317	674	991	33.0	502	7	386	510	78	244	1899	63.3		

Team Statistics

	MS	OPP
Scoring	2284	1899
Points per game	76.1	63.3
Scoring margin	+12.8	-
Field goals-att	867-1887	680-1787
Field goal pct	.459	.381
3 point fg-att	203-618	196-637
3-point FG pct	.328	.308
3-pt FG made per game	6.8	6.5
Free throws-att	347-485	343-460
Free throw pct	.715	.746
F-Throws made per game	11.6	11.4
Rebounds	1232	991
Rebounds per game	41.1	33.0
Rebounding margin	+8.0	-
Assists	465	386
Assists per game	15.5	12.9
Turnovers	498	510
Turnovers per game	16.6	17.0
Turnover margin	+0.4	-
Assist/turnover ratio	0.9	0.8
Steals	258	244
Steals per game	8.6	8.1
Blocks	131	78
Blocks per game	4.4	2.6
Winning streak	1	-
Home win streak	0	-
Attendance	71549	42892
Home games-Avg/Game	14-5111	12-3574
Neutral site-Avg/Game	-	4-1748

Team Results

Date	Opponent		Score	Att.
11/07/2024	Memphis	W	100-56	4971
11/10/2024	Alcorn	W	73-45	4504
11/13/2024	Alabama St.	W	83-29	6585
11/17/2024	Chattanooga	W	69-44	4037
11/20/2024	Mercer	W	81-44	4003
11/24/2024	vs Jacksonville	W	80-35	1310
11/28/2024	vs Utah	W	66-62	802
11/29/2024	vs South Fla.	W	59-52	1034
12/04/2024	at Georgia Tech	L	75-78	1514
12/08/2024	at Chicago St.	W	102-42	235
12/14/2024	vs Belmont	W	73-70	3846
12/17/2024	at ULM	W	78-70	1095
12/20/2024	at UMES	W	70-52	400
12/29/2024	South Carolina St.	W	95-47	4271
01/02/2025	at Kentucky	L	69-91	4493
01/05/2025	South Carolina	L	68-95	6164
01/09/2025	Oklahoma	W	81-77	4316
01/12/2025	at Georgia	W	79-68	3410
01/16/2025	at Tennessee	L	73-86	9018
01/19/2025	Ole Miss	L	63-71	6925
01/23/2025	Auburn	W	96-56	4652
01/27/2025	at Missouri	L	77-78	2514
02/02/2025	at LSU	L	67-81	11275
02/06/2025	Arkansas	W	78-55	6588
02/09/2025	Alabama	L	60-80	4554
02/13/2025	at Vanderbilt	Wot2	85-77	3577
02/16/2025	at Florida	L	66-69	2044
02/23/2025	Texas A&M	W	81-55	4696
02/27/2025	Texas	L	64-68	5283
03/02/2025	at Auburn	W	73-66	3317



2024-25 Mississippi St. Women's Basketball
Combined Team Statistics
Non Conference games

Game Records

Record	Overall	Home	Away	Neutral
ALL GAMES	13-1	6-0	3-1	4-0
CONFERENCE	0-0	0-0	0-0	0-0
NON-CONFERENCE	13-1	6-0	3-1	4-0

Score by Periods

Team	1st	2nd	3rd	4th	OT	TOT
Mississippi St.	286	262	290	266	0	1104
Opponents	179	168	170	209	0	726

Team Box Score

No.	Player				Total		3-Point		F-Throw		Rebounds											
		GP-GS	MIN	AVG	FG-FGA	FG%	3FG-3FGA	3FG%	FT-FTA	FT%	OFF	DEF	TOT	AVG	PF	DQ	A	TO	BLK	STL	PTS	AVG
2	JORDAN, Jerkaila	14-14	400:54	28.6	82-194	.423	14-63	.222	26-36	.722	25	70	95	6.8	26	0	38	21	15	21	204	14.6
4	RUSSELL, Eniya	14-13	366:07	26.2	76-154	.494	16-58	.276	19-31	.613	10	60	70	5.0	29	0	61	46	4	10	187	13.4
15	OKOT, Madina	14-14	304:02	21.7	81-110	.736	0-0	.000	21-34	.618	54	73	127	9.1	31	0	7	39	13	17	183	13.1
21	POWE, Debreasha	12-12	376:30	31.4	42-88	.477	29-60	.483	8-11	.727	11	33	44	3.7	17	0	18	12	11	14	121	10.1
1	MCPHAUL, Destiney	12-1	274:16	22.9	30-57	.526	10-25	.400	20-28	.714	1	32	33	2.8	21	0	30	22	2	17	90	7.5
0	DESHIELDS, Denim	14-14	386:29	27.6	21-64	.328	10-32	.313	22-26	.846	8	17	25	1.8	22	0	58	39	2	18	74	5.3
5	PRATER, Chandler	14-2	257:17	18.4	26-59	.441	10-24	.417	11-14	.786	11	49	60	4.3	23	1	21	25	3	9	73	5.2
24	MONTAGUE, Quanirah	14-0	169:03	12.1	31-64	.484	0-7	.000	7-14	.500	23	37	60	4.3	17	0	8	11	4	8	69	4.9
3	WARD, Terren	11-0	99:16	9.0	14-35	.400	3-14	.214	14-17	.824	7	20	27	2.5	8	0	2	5	3	3	45	4.1
14	THOMAS, Kayla	14-0	113:45	8.1	16-25	.640	0-0	.000	8-9	.889	15	5	20	1.4	8	0	2	3	7	1	40	2.9
6	EDWARDS, Shakirah	8-0	41:39	5.2	4-10	.400	2-6	.333	2-2	1.000	1	3	4	0.5	3	0	5	5	3	2	12	1.5
8	CARRIERE, Anaisha	6-0	10:38	1.8	2-6	.333	1-4	.250	1-3	.333	2	0	2	0.3	1	0	0	1	0	0	6	1.0
Team											19	23	42									
Total		14	2800		425-866	.491	95-293	.324	159-225	.707	187	422	609	43.5	206	1	250	229	67	120	1104	78.9
Opponents		14	2800		257-799	.322	79-323	.245	133-188	.707	136	283	419	29.9	244	5	139	261	24	100	726	51.9

Team Statistics

	MS	OPP
Scoring	1104	726
Points per game	78.9	51.9
Scoring margin	+27.0	-
Field goals-att	425-866	257-799
Field goal pct	.491	.322
3 point fg-att	95-293	79-323
3-point FG pct	.324	.245
3-pt FG made per game	6.8	5.6
Free throws-att	159-225	133-188
Free throw pct	.707	.707
F-Throws made per game	11.4	9.5
Rebounds	609	419
Rebounds per game	43.5	29.9
Rebounding margin	+13.6	-
Assists	250	139
Assists per game	17.9	9.9
Turnovers	229	261
Turnovers per game	16.4	18.6
Turnover margin	+2.3	-
Assist/turnover ratio	1.1	0.5
Steals	120	100
Steals per game	8.6	7.1
Blocks	67	24
Blocks per game	4.8	1.7
Winning streak	5	-
Home win streak	6	-
Attendance	28371	3244
Home games-Avg/Game	6-4729	4-811
Neutral site-Avg/Game	-	4-1748

Team Results

Date	Opponent		Score	Att.
11/07/2024	Memphis	W	100-56	4971
11/10/2024	Alcorn	W	73-45	4504
11/13/2024	Alabama St.	W	83-29	6585
11/17/2024	Chattanooga	W	69-44	4037
11/20/2024	Mercer	W	81-44	4003
11/24/2024	vs Jacksonville	W	80-35	1310
11/28/2024	vs Utah	W	66-62	802
11/29/2024	vs South Fla.	W	59-52	1034
12/04/2024	at Georgia Tech	L	75-78	1514
12/08/2024	at Chicago St.	W	102-42	235
12/14/2024	vs Belmont	W	73-70	3846
12/17/2024	at ULM	W	78-70	1095
12/20/2024	at UMES	W	70-52	400
12/29/2024	South Carolina St.	W	95-47	4271



2024-25 Mississippi St. Women's Basketball
Combined Team Statistics
In Conference games

Game Records

Record	Overall	Home	Away	Neutral
ALL GAMES	7-9	4-4	3-5	0-0
CONFERENCE	7-9	4-4	3-5	0-0
NON-CONFERENCE	0-0	0-0	0-0	0-0

Score by Periods

Team	1st	2nd	3rd	4th	OT	TOT
Mississippi St.	260	290	329	281	20	1180
Opponents	283	273	301	304	12	1173

Team Box Score

No.	Player				Total		3-Point		F-Throw		Rebounds											
		GP-GS	MIN	AVG	FG-FGA	FG%	3FG-3FGA	3FG%	FT-FTA	FT%	OFF	DEF	TOT	AVG	PF	DQ	A	TO	BLK	STL	PTS	AVG
2	JORDAN, Jerkaila	16-16	502:14	31.4	98-237	.414	21-63	.333	60-85	.706	28	52	80	5.0	37	0	24	37	6	38	277	17.3
4	RUSSELL, Eniya	16-8	422:10	26.4	56-159	.352	20-59	.339	33-50	.660	16	61	77	4.8	30	0	46	49	2	11	165	10.3
15	OKOT, Madina	16-16	365:11	22.8	70-120	.583	0-0	.000	14-26	.538	55	106	161	10.1	47	2	14	36	19	20	154	9.6
21	POWE, Debreasha	16-16	467:38	29.2	48-124	.387	37-96	.385	5-6	.833	10	27	37	2.3	26	0	16	14	8	10	138	8.6
1	MCPHAUL, Destiney	15-0	323:34	21.6	41-95	.432	10-31	.323	23-25	.920	12	29	41	2.7	34	2	39	32	3	16	115	7.7
5	PRATER, Chandler	16-8	410:28	25.7	46-109	.422	7-30	.233	20-22	.909	20	45	65	4.1	26	0	20	35	6	11	119	7.4
0	DESHIELDS, Denim	16-16	440:55	27.6	37-103	.359	13-42	.310	17-20	.850	9	21	30	1.9	32	1	44	39	2	20	104	6.5
24	MONTAGUE, Quanirah	16-0	182:32	11.4	32-51	.627	0-3	.000	12-19	.632	28	33	61	3.8	19	0	7	14	13	11	76	4.8
3	WARD, Terren	2-0	13:38	6.8	2-3	.667	0-1	.000	0-0	.000	3	0	3	1.5	3	0	0	1	1	0	4	2.0
14	THOMAS, Kayla	16-0	109:41	6.9	11-19	.579	0-0	.000	4-7	.571	12	8	20	1.3	17	0	5	9	4	1	26	1.6
8	CARRIERE, Anaisha	3-0	04:18	1.4	1-1	1.000	0-0	.000	0-0	.000	0	0	0	0.0	0	0	0	0	0	0	2	0.7
6	EDWARDS, Shakirah	3-0	07:40	2.6	0-0	.000	0-0	.000	0-0	.000	0	1	1	0.3	0	0	0	0	0	0	0	0.0
Team											26	21	47					3				
Total		16	3250		442-1021	.433	108-325	.332	188-260	.723	219	404	623	38.9	271	5	215	269	64	138	1180	73.8
Opponents		16	3250		423-988	.428	117-314	.373	210-272	.772	181	391	572	35.8	258	2	247	249	54	144	1173	73.3

Team Statistics

	MS	OPP
Scoring	1180	1173
Points per game	73.8	73.3
Scoring margin	+0.4	-
Field goals-att	442-1021	423-988
Field goal pct	.433	.428
3 point fg-att	108-325	117-314
3-point FG pct	.332	.373
3-pt FG made per game	6.8	7.3
Free throws-att	188-260	210-272
Free throw pct	.723	.772
F-Throws made per game	11.8	13.1
Rebounds	623	572
Rebounds per game	38.9	35.8
Rebounding margin	+3.2	-
Assists	215	247
Assists per game	13.4	15.4
Turnovers	269	249
Turnovers per game	16.8	15.6
Turnover margin	-1.3	-
Assist/turnover ratio	0.8	1.0
Steals	138	144
Steals per game	8.6	9.0
Blocks	64	54
Blocks per game	4.0	3.4
Winning streak	1	-
Home win streak	0	-
Attendance	43178	39648
Home games-Avg/Game	8-5397	8-4956
Neutral site-Avg/Game	-	0-0

Team Results

Date	Opponent		Score	Att.
01/02/2025	at Kentucky	L	69-91	4493
01/05/2025	South Carolina	L	68-95	6164
01/09/2025	Oklahoma	W	81-77	4316
01/12/2025	at Georgia	W	79-68	3410
01/16/2025	at Tennessee	L	73-86	9018
01/19/2025	Ole Miss	L	63-71	6925
01/23/2025	Auburn	W	96-56	4652
01/27/2025	at Missouri	L	77-78	2514
02/02/2025	at LSU	L	67-81	11275
02/06/2025	Arkansas	W	78-55	6588
02/09/2025	Alabama	L	60-80	4554
02/13/2025	at Vanderbilt	Wot2	85-77	3577
02/16/2025	at Florida	L	66-69	2044
02/23/2025	Texas A&M	W	81-55	4696
02/27/2025	Texas	L	64-68	5283
03/02/2025	at Auburn	W	73-66	3317



2024-25 Mississippi St. Women's Basketball

Combined Team Statistics

Home games

Game Records

Record	Overall	Home	Away	Neutral
ALL GAMES	10-4	10-4	0-0	0-0
CONFERENCE	4-4	4-4	0-0	0-0
NON-CONFERENCE	6-0	6-0	0-0	0-0

Score by Periods

Team	1st	2nd	3rd	4th	OT	TOT
Mississippi St.	280	241	318	253	0	1092
Opponents	194	191	209	228	0	822

Team Box Score

No.	Player				Total		3-Point		F-Throw		Rebounds													
		GP-GS	MIN	AVG	FG-FGA	FG%	3FG-3FGA	3FG%	FT-FTA	FT%	OFF	DEF	TOT	AVG	PF	DQ	A	TO	BLK	STL	PTS	AVG		
2	JORDAN, Jerkaila	14-14	393:51	28.1	75-185	.405	13-53	.245	34-40	.850	29	56	85	6.1	24	0	38	22	5	34	197	14.1		
4	RUSSELL, Eniya	14-10	360:27	25.7	59-138	.428	20-52	.385	32-48	.667	10	55	65	4.6	25	0	44	48	1	15	170	12.1		
15	OKOT, Madina	14-14	301:35	21.5	68-105	.648	0-0	.000	21-34	.618	49	79	128	9.1	38	1	12	34	14	21	157	11.2		
21	POWE, Debreasha	13-13	387:04	29.8	50-107	.467	34-74	.459	4-6	.667	14	31	45	3.5	20	0	18	11	8	12	138	10.6		
1	MCPHAUL, Destiney	14-0	305:54	21.8	48-87	.552	15-30	.500	18-22	.818	5	33	38	2.7	26	1	30	25	2	23	129	9.2		
5	PRATER, Chandler	14-5	297:38	21.3	35-82	.427	8-26	.308	11-12	.917	11	45	56	4.0	26	1	17	28	1	11	89	6.4		
0	DESHIELDS, Denim	14-14	357:34	25.5	25-69	.362	8-28	.286	19-20	.950	10	15	25	1.8	18	0	48	23	2	23	77	5.5		
3	WARD, Terren	6-0	65:39	10.9	11-23	.478	3-9	.333	7-9	.778	6	12	18	3.0	3	0	1	3	4	1	32	5.3		
24	MONTAGUE, Quanirah	14-0	167:43	12.0	22-45	.489	0-5	.000	7-12	.583	18	27	45	3.2	18	0	7	10	9	6	51	3.6		
14	THOMAS, Kayla	14-0	118:37	8.5	15-23	.652	0-0	.000	10-11	.909	14	7	21	1.5	12	0	4	5	7	2	40	2.9		
8	CARRIERE, Anaisha	8-0	14:03	1.8	3-7	.429	1-4	.250	1-3	.333	2	0	2	0.3	1	0	0	1	0	0	8	1.0		
6	EDWARDS, Shakirah	7-0	29:52	4.3	2-5	.400	0-1	.000	0-0	.000	0	3	3	0.4	3	0	5	3	2	0	4	0.6		
Team											18	10	28				1							
Total		14	2800		413-876	.471	102-282	.362	164-217	.756	186	373	559	39.9	214	3	224	214	55	148	1092	78.0		
Opponents		14	2800		301-785	.383	77-263	.293	143-202	.708	140	302	442	31.6	222	2	173	261	34	104	822	58.7		

Team Statistics

	MS	OPP
Scoring	1092	822
Points per game	78.0	58.7
Scoring margin	+19.3	-
Field goals-att	413-876	301-785
Field goal pct	.471	.383
3 point fg-att	102-282	77-263
3-point FG pct	.362	.293
3-pt FG made per game	7.3	5.5
Free throws-att	164-217	143-202
Free throw pct	.756	.708
F-Throws made per game	11.7	10.2
Rebounds	559	442
Rebounds per game	39.9	31.6
Rebounding margin	+8.4	-
Assists	224	173
Assists per game	16.0	12.4
Turnovers	214	261
Turnovers per game	15.3	18.6
Turnover margin	+3.4	-
Assist/turnover ratio	1.0	0.7
Steals	148	104
Steals per game	10.6	7.4
Blocks	55	34
Blocks per game	3.9	2.4
Winning streak	0	-
Home win streak	0	-
Attendance	71549	0
Home games-Avg/Game	14-5111	0-0
Neutral site-Avg/Game	-	0-0

Team Results

Date	Opponent		Score	Att.
11/07/2024	Memphis	W	100-56	4971
11/10/2024	Alcorn	W	73-45	4504
11/13/2024	Alabama St.	W	83-29	6585
11/17/2024	Chattanooga	W	69-44	4037
11/20/2024	Mercer	W	81-44	4003
12/29/2024	South Carolina St.	W	95-47	4271
01/05/2025	South Carolina	L	68-95	6164
01/09/2025	Oklahoma	W	81-77	4316
01/19/2025	Ole Miss	L	63-71	6925
01/23/2025	Auburn	W	96-56	4652
02/06/2025	Arkansas	W	78-55	6588
02/09/2025	Alabama	L	60-80	4554
02/23/2025	Texas A&M	W	81-55	4696
02/27/2025	Texas	L	64-68	5283



2024-25 Mississippi St. Women's Basketball
Combined Team Statistics
Away games

Game Records

Record	Overall	Home	Away	Neutral
ALL GAMES	6-6	0-0	6-6	0-0
CONFERENCE	3-5	0-0	3-5	0-0
NON-CONFERENCE	3-1	0-0	3-1	0-0

Score by Periods

Team	1st	2nd	3rd	4th	OT	TOT
Mississippi St.	201	248	232	213	20	914
Opponents	213	204	212	217	12	858

Team Box Score

No.	Player				Total		3-Point		F-Throw		Rebounds												
		GP-GS	MIN	AVG	FG-FGA	FG%	3FG-3FGA	3FG%	FT-FTA	FT%	OFF	DEF	TOT	AVG	PF	DQ	A	TO	BLK	STL	PTS	AVG	
2	JORDAN, Jerkaila	12-12	379:29	31.6	78-182	.429	20-53	.377	43-66	.652	17	40	57	4.8	30	0	16	29	14	20	219	18.3	
15	OKOT, Madina	12-12	280:43	23.4	64-101	.634	0-0	.000	9-18	.500	45	80	125	10.4	29	1	9	25	14	15	137	11.4	
4	RUSSELL, Eniya	12-7	314:35	26.2	52-131	.397	15-55	.273	17-25	.680	14	51	65	5.4	25	0	50	40	3	6	136	11.3	
21	POWE, Debreasha	11-11	326:45	29.7	31-78	.397	23-59	.390	5-5	1.000	4	19	23	2.1	18	0	13	11	7	7	90	8.2	
5	PRATER, Chandler	12-5	311:57	26.0	36-78	.462	8-26	.308	18-20	.900	16	41	57	4.8	15	0	23	24	7	6	98	8.2	
0	DESHIELDS, Denim	12-12	364:39	30.4	30-82	.366	13-37	.351	9-13	.692	6	15	21	1.8	25	1	38	43	2	12	82	6.8	
1	MCPHAUL, Destiney	9-1	208:10	23.1	16-51	.314	5-23	.217	17-21	.810	8	20	28	3.1	20	1	29	24	3	7	54	6.0	
24	MONTAGUE, Quanirah	12-0	136:56	11.4	28-44	.636	0-2	.000	9-17	.529	21	33	54	4.5	14	0	5	11	8	10	65	5.4	
3	WARD, Terren	3-0	30:57	10.3	4-8	.500	0-3	.000	0-0	.000	2	3	5	1.7	5	0	1	0	0	1	8	2.7	
6	EDWARDS, Shakirah	3-0	15:11	5.1	2-4	.500	2-4	.500	2-2	1.000	1	1	2	0.7	0	0	0	2	0	2	8	2.7	
14	THOMAS, Kayla	12-0	80:39	6.7	8-14	.571	0-0	.000	1-4	.250	7	4	11	0.9	12	0	3	7	3	0	17	1.4	
Team											24	24	48					2					
Total		12	2450		349-773	.451	86-262	.328	130-191	.681	165	331	496	41.3	193	3	187	218	61	86	914	76.2	
Opponents		12	2450		305-778	.392	97-279	.348	151-189	.799	144	282	426	35.5	199	1	166	181	38	117	858	71.5	

Team Statistics

	MS	OPP
Scoring	914	858
Points per game	76.2	71.5
Scoring margin	+4.7	-
Field goals-att	349-773	305-778
Field goal pct	.451	.392
3 point fg-att	86-262	97-279
3-point FG pct	.328	.348
3-pt FG made per game	7.2	8.1
Free throws-att	130-191	151-189
Free throw pct	.681	.799
F-Throws made per game	10.8	12.6
Rebounds	496	426
Rebounds per game	41.3	35.5
Rebounding margin	+5.8	-
Assists	187	166
Assists per game	15.6	13.8
Turnovers	218	181
Turnovers per game	18.2	15.1
Turnover margin	-3.1	-
Assist/turnover ratio	0.9	0.9
Steals	86	117
Steals per game	7.2	9.8
Blocks	61	38
Blocks per game	5.1	3.2
Winning streak	1	-
Home win streak	0	-
Attendance	0	42892
Home games-Avg/Game	0-0	12-3574
Neutral site-Avg/Game	-	0-0

Team Results

Date	Opponent		Score	Att.
12/04/2024	at Georgia Tech	L	75-78	1514
12/08/2024	at Chicago St.	W	102-42	235
12/17/2024	at ULM	W	78-70	1095
12/20/2024	at UMES	W	70-52	400
01/02/2025	at Kentucky	L	69-91	4493
01/12/2025	at Georgia	W	79-68	3410
01/16/2025	at Tennessee	L	73-86	9018
01/27/2025	at Missouri	L	77-78	2514
02/02/2025	at LSU	L	67-81	11275
02/13/2025	at Vanderbilt	Wot2	85-77	3577
02/16/2025	at Florida	L	66-69	2044
03/02/2025	at Auburn	W	73-66	3317



2024-25 Mississippi St. Women's Basketball
Combined Team Statistics
Neutral games

Game Records

Record	Overall	Home	Away	Neutral
ALL GAMES	4-0	0-0	0-0	4-0
CONFERENCE	0-0	0-0	0-0	0-0
NON-CONFERENCE	4-0	0-0	0-0	4-0

Score by Periods

Team	1st	2nd	3rd	4th	OT	TOT
Mississippi St.	65	63	69	81	0	278
Opponents	55	46	50	68	0	219

Team Box Score

No.	Player				Total		3-Point		F-Throw		Rebounds													
		GP-GS	MIN	AVG	FG-FGA	FG%	3FG-3FGA	3FG%	FT-FTA	FT%	OFF	DEF	TOT	AVG	PF	DQ	A	TO	BLK	STL	PTS	AVG		
2	JORDAN, Jerkaila	4-4	129:48	32.5	27-64	.422	2-20	.100	9-15	.600	7	26	33	8.3	9	0	8	7	2	5	65	16.3		
4	RUSSELL, Eniya	4-4	113:15	28.3	21-44	.477	1-10	.100	3-8	.375	2	15	17	4.3	9	0	13	7	2	0	46	11.5		
15	OKOT, Madina	4-4	86:55	21.7	19-24	.792	0-0	.000	5-8	.625	15	20	35	8.8	11	0	0	16	4	1	43	10.8		
21	POWE, Debreasha	4-4	130:20	32.6	9-27	.333	9-23	.391	4-6	.667	3	10	13	3.3	5	0	3	4	4	5	31	7.8		
24	MONTAGUE, Qunirah	4-0	46:56	11.7	13-26	.500	0-3	.000	3-4	.750	12	10	22	5.5	4	0	3	4	0	3	29	7.3		
1	MCPHAUL, Destiney	4-0	83:46	20.9	7-14	.500	0-3	.000	8-10	.800	0	8	8	2.0	9	0	10	5	0	3	22	5.5		
0	DESHIELDS, Denim	4-4	105:11	26.3	3-16	.188	2-9	.222	11-13	.846	1	8	9	2.3	11	0	16	12	0	3	19	4.8		
3	WARD, Terren	4-0	16:18	4.1	1-7	.143	0-3	.000	7-8	.875	2	5	7	1.8	3	0	0	3	0	1	9	2.3		
14	THOMAS, Kayla	4-0	24:11	6.0	4-7	.571	0-0	.000	1-1	1.000	6	2	8	2.0	1	0	0	0	1	0	9	2.3		
5	PRATER, Chandler	4-0	58:10	14.5	1-8	.125	1-2	.500	2-4	.500	4	8	12	3.0	8	0	1	8	1	3	5	1.3		
6	EDWARDS, Shakirah	1-0	04:16	4.3	0-1	.000	0-1	.000	0-0	.000	0	0	0	0.0	0	0	0	0	1	0	0	0.0		
8	CARRIERE, Anaisha	1-0	00:53	0.9	0-0	.000	0-0	.000	0-0	.000	0	0	0	0.0	0	0	0	0	0	0	0	0.0		
Team											3	10	13											
Total		4	800		105-238	.441	15-74	.203	53-77	.688	55	122	177	44.3	70	0	54	66	15	24	278	69.5		
Opponents		4	800		74-224	.330	22-95	.232	49-69	.710	33	90	123	30.8	81	4	47	68	6	23	219	54.8		

Team Statistics

	MS	OPP
Scoring	278	219
Points per game	69.5	54.8
Scoring margin	+14.8	-
Field goals-att	105-238	74-224
Field goal pct	.441	.330
3 point fg-att	15-74	22-95
3-point FG pct	.203	.232
3-pt FG made per game	3.8	5.5
Free throws-att	53-77	49-69
Free throw pct	.688	.710
F-Throws made per game	13.3	12.3
Rebounds	177	123
Rebounds per game	44.3	30.8
Rebounding margin	+13.5	-
Assists	54	47
Assists per game	13.5	11.8
Turnovers	66	68
Turnovers per game	16.5	17.0
Turnover margin	+0.5	-
Assist/turnover ratio	0.8	0.7
Steals	24	23
Steals per game	6.0	5.8
Blocks	15	6
Blocks per game	3.8	1.5
Winning streak	4	-
Home win streak	0	-
Attendance	0	0
Home games-Avg/Game	0-0	0-0
Neutral site-Avg/Game	-	4-1748

Team Results

Date	Opponent		Score	Att.
11/24/2024	vs Jacksonville	W	80-35	1310
11/28/2024	vs Utah	W	66-62	802
11/29/2024	vs South Fla.	W	59-52	1034
12/14/2024	vs Belmont	W	73-70	3846



2024-25 Mississippi St. Women's Basketball
Combined Team Statistics
Won games

Page 1/1
as of Mar 03, 2025

Game Records

Record	Overall	Home	Away	Neutral
ALL GAMES	20-0	10-0	6-0	4-0
CONFERENCE	7-0	4-0	3-0	0-0
NON-CONFERENCE	13-0	6-0	3-0	4-0

Score by Periods

Team	1st	2nd	3rd	4th	OT	TOT
Mississippi St.	388	381	426	387	20	1602
Opponents	272	237	265	316	12	1102

Team Box Score

No.	Player				Total		3-Point		F-Throw		Rebounds													
		GP-GS	MIN	AVG	FG-FGA	FG%	3FG-3FGA	3FG%	FT-FTA	FT%	OFF	DEF	TOT	AVG	PF	DQ	A	TO	BLK	STL	PTS	AVG		
2	JORDAN, Jerkaila	20-20	582:01	29.1	117-281	.416	16-78	.205	46-66	.697	41	95	136	6.8	39	0	52	33	17	36	296	14.8		
15	OKOT, Madina	20-20	457:13	22.9	120-169	.710	0-0	.000	30-47	.638	85	128	213	10.7	50	0	15	53	18	28	270	13.5		
4	RUSSELL, Eniya	20-15	530:14	26.5	95-215	.442	27-86	.314	36-58	.621	15	81	96	4.8	34	0	78	55	5	14	253	12.7		
21	POWE, Debreasha	18-18	552:37	30.7	65-146	.445	47-109	.431	9-13	.692	14	44	58	3.2	29	0	26	17	16	17	186	10.3		
1	MCPHAUL, Destiney	19-1	404:42	21.3	49-90	.544	16-38	.421	22-30	.733	5	38	43	2.3	38	1	38	39	3	23	136	7.2		
5	PRATER, Chandler	20-6	420:11	21.0	44-101	.436	16-40	.400	24-28	.857	21	66	87	4.4	31	1	29	45	7	15	128	6.4		
0	DESHIELDS, Denim	20-20	542:37	27.1	37-107	.346	13-51	.255	35-39	.897	13	28	41	2.1	39	1	76	51	3	29	122	6.1		
24	MONTAGUE, Quanirah	20-0	237:38	11.9	42-86	.488	0-9	.000	10-20	.500	38	52	90	4.5	25	0	15	17	11	13	94	4.7		
3	WARD, Terren	11-0	99:16	9.0	14-35	.400	3-14	.214	14-17	.824	7	20	27	2.5	8	0	2	5	3	3	45	4.1		
14	THOMAS, Kayla	20-0	161:42	8.1	21-31	.677	0-0	.000	10-11	.909	21	9	30	1.5	18	0	3	7	9	2	52	2.6		
6	EDWARDS, Shakirah	9-0	46:47	5.2	4-10	.400	2-6	.333	2-2	1.000	1	4	5	0.6	3	0	5	5	3	2	12	1.3		
8	CARRIERE, Anaisha	9-0	14:56	1.7	3-7	.429	1-4	.250	1-3	.333	2	0	2	0.2	1	0	0	1	0	0	8	0.9		
Team											23	27	50					1						
Total		20	4050		611-1278	.478	141-435	.324	239-334	.716	286	592	878	43.9	315	3	339	329	95	182	1602	80.1		
Opponents		20	4050		392-1154	.340	103-419	.246	215-298	.721	194	428	622	31.1	352	7	223	372	34	157	1102	55.1		

Team Statistics

	MS	OPP
Scoring	1602	1102
Points per game	80.1	55.1
Scoring margin	+25.0	-
Field goals-att	611-1278	392-1154
Field goal pct	.478	.340
3 point fg-att	141-435	103-419
3-point FG pct	.324	.246
3-pt FG made per game	7.1	5.2
Free throws-att	239-334	215-298
Free throw pct	.716	.721
F-Throws made per game	12.0	10.8
Rebounds	878	622
Rebounds per game	43.9	31.1
Rebounding margin	+12.8	-
Assists	339	223
Assists per game	17.0	11.2
Turnovers	329	372
Turnovers per game	16.5	18.6
Turnover margin	+2.2	-
Assist/turnover ratio	1.0	0.6
Steals	182	157
Steals per game	9.1	7.9
Blocks	95	34
Blocks per game	4.8	1.7
Winning streak	20	-
Home win streak	10	-
Attendance	48623	12034
Home games-Avg/Game	10-4862	6-2006
Neutral site-Avg/Game	-	4-1748

Team Results

Date	Opponent		Score	Att.
11/07/2024	Memphis	W	100-56	4971
11/10/2024	Alcorn	W	73-45	4504
11/13/2024	Alabama St.	W	83-29	6585
11/17/2024	Chattanooga	W	69-44	4037
11/20/2024	Mercer	W	81-44	4003
11/24/2024	vs Jacksonville	W	80-35	1310
11/28/2024	vs Utah	W	66-62	802
11/29/2024	vs South Fla.	W	59-52	1034
12/08/2024	at Chicago St.	W	102-42	235
12/14/2024	vs Belmont	W	73-70	3846
12/17/2024	at ULM	W	78-70	1095
12/20/2024	at UMES	W	70-52	400
12/29/2024	South Carolina St.	W	95-47	4271
01/09/2025	Oklahoma	W	81-77	4316
01/12/2025	at Georgia	W	79-68	3410
01/23/2025	Auburn	W	96-56	4652
02/06/2025	Arkansas	W	78-55	6588
02/13/2025	at Vanderbilt	Wot2	85-77	3577
02/23/2025	Texas A&M	W	81-55	4696
03/02/2025	at Auburn	W	73-66	3317



2024-25 Mississippi St. Women's Basketball
Combined Team Statistics
Lost games

Game Records

Record	Overall	Home	Away	Neutral
ALL GAMES	0-10	0-4	0-6	0-0
CONFERENCE	0-9	0-4	0-5	0-0
NON-CONFERENCE	0-1	0-0	0-1	0-0

Score by Periods

Team	1st	2nd	3rd	4th	OT	TOT
Mississippi St.	158	171	193	160	0	682
Opponents	190	204	206	197	0	797

Team Box Score

No.	Player				Total		3-Point		F-Throw		Rebounds													
		GP-GS	MIN	AVG	FG-FGA	FG%	3FG-3FGA	3FG%	FT-FTA	FT%	OFF	DEF	TOT	AVG	PF	DQ	A	TO	BLK	STL	PTS	AVG		
2	JORDAN, Jerkaila	10-10	321:07	32.1	63-150	.420	19-48	.396	40-55	.727	12	27	39	3.9	24	0	10	25	4	23	185	18.5		
4	RUSSELL, Eniya	10-6	258:04	25.8	37-98	.378	9-31	.290	16-23	.696	11	40	51	5.1	25	0	29	40	1	7	99	9.9		
1	MCPHAUL, Destiney	8-0	193:08	24.1	22-62	.355	4-18	.222	21-23	.913	8	23	31	3.9	17	1	31	15	2	10	69	8.6		
21	POWE, Debreasha	10-10	291:31	29.2	25-66	.379	19-47	.404	4-4	1.000	7	16	23	2.3	14	0	8	9	3	7	73	7.3		
15	OKOT, Madina	10-10	211:59	21.2	31-61	.508	0-0	.000	5-13	.385	24	51	75	7.5	28	2	6	22	14	9	67	6.7		
5	PRATER, Chandler	10-4	247:33	24.8	28-67	.418	1-14	.071	7-8	.875	10	28	38	3.8	18	0	12	15	2	5	64	6.4		
0	DESHIELDS, Denim	10-10	284:47	28.5	21-60	.350	10-23	.435	4-7	.571	4	10	14	1.4	15	0	26	27	1	9	56	5.6		
24	MONTAGUE, Quanirah	10-0	113:57	11.4	21-29	.724	0-1	.000	9-13	.692	13	18	31	3.1	11	0	0	8	6	6	51	5.1		
3	WARD, Terren	2-0	13:38	6.8	2-3	.667	0-1	.000	0-0	.000	3	0	3	1.5	3	0	0	1	1	0	4	2.0		
14	THOMAS, Kayla	10-0	61:44	6.2	6-13	.462	0-0	.000	2-5	.400	6	4	10	1.0	7	0	4	5	2	0	14	1.4		
6	EDWARDS, Shakirah	2-0	02:32	1.3	0-0	.000	0-0	.000	0-0	.000	0	0	0	0.0	0	0	0	0	0	0	0	0.0		
Team											22	17	39					2						
Total		10	2000		256-609	.420	62-183	.339	108-151	.715	120	234	354	35.4	162	3	126	169	36	76	682	68.2		
Opponents		10	2000		288-633	.455	93-218	.427	128-162	.790	123	246	369	36.9	150	0	163	138	44	87	797	79.7		

Team Statistics			MS	OPP
Scoring			682	797
Points per game			68.2	79.7
Scoring margin			-11.5	-
Field goals-att			256-609	288-633
Field goal pct			.420	.455
3 point fg-att			62-183	93-218
3-point FG pct			.339	.427
3-pt FG made per game			6.2	9.3
Free throws-att			108-151	128-162
Free throw pct			.715	.790
F-Throws made per game			10.8	12.8
Rebounds			354	369
Rebounds per game			35.4	36.9
Rebounding margin			-1.5	-
Assists			126	163
Assists per game			12.6	16.3
Turnovers			169	138
Turnovers per game			16.9	13.8
Turnover margin			-3.1	-
Assist/turnover ratio			0.7	1.2
Steals			76	87
Steals per game			7.6	8.7
Blocks			36	44
Blocks per game			3.6	4.4
Winning streak			0	-
Home win streak			0	-
Attendance			22926	30858
Home games-Avg/Game			4-5732	6-5143
Neutral site-Avg/Game			-	0-0

Team Results				
Date	Opponent		Score	Att.
12/04/2024	at Georgia Tech	L	75-78	1514
01/02/2025	at Kentucky	L	69-91	4493
01/05/2025	South Carolina	L	68-95	6164
01/16/2025	at Tennessee	L	73-86	9018
01/19/2025	Ole Miss	L	63-71	6925
01/27/2025	at Missouri	L	77-78	2514
02/02/2025	at LSU	L	67-81	11275
02/09/2025	Alabama	L	60-80	4554
02/16/2025	at Florida	L	66-69	2044
02/27/2025	Texas	L	64-68	5283



2024-25 Mississippi St. Women's Basketball
Category Leaders
All games

Page 1/3
as of Mar 03, 2025

Points

##	Player	G	Pts	Pts/G
2	Jordan, Jerkaila	30	481	16.0
4	Russell, Eniya	30	352	11.7
15	Okot, Madina	30	337	11.2
21	Powe, Debreasha	28	259	9.3
1	McPhaul, Destiney	27	205	7.6
5	Prater, Chandler	30	192	6.4
0	DeShields, Denim	30	178	5.9
24	Montague, Quanirah	30	145	4.8
14	Thomas, Kayla	30	66	2.2
3	Ward, Terren	13	49	3.8
6	Edwards, Shakirah	11	12	1.1
8	Carriere, Anaisha	9	8	0.9

Scoring Average

##	Player	G	Pts	Pts/G
2	Jordan, Jerkaila	30	481	16.0
4	Russell, Eniya	30	352	11.7
15	Okot, Madina	30	337	11.2
21	Powe, Debreasha	28	259	9.3
1	McPhaul, Destiney	27	205	7.6
5	Prater, Chandler	30	192	6.4
0	DeShields, Denim	30	178	5.9
24	Montague, Quanirah	30	145	4.8
3	Ward, Terren	13	49	3.8
14	Thomas, Kayla	30	66	2.2
6	Edwards, Shakirah	11	12	1.1
8	Carriere, Anaisha	9	8	0.9

Field Goal Percentage

##	Player	FG	Att	Pct
15	Okot, Madina	151	230	.657
14	Thomas, Kayla	27	44	.614
24	Montague, Quanirah	63	115	.548
1	McPhaul, Destiney	71	152	.467
5	Prater, Chandler	72	168	.429
8	Carriere, Anaisha	3	7	.429
21	Powe, Debreasha	90	212	.425
4	Russell, Eniya	132	313	.422
3	Ward, Terren	16	38	.421
2	Jordan, Jerkaila	180	431	.418
6	Edwards, Shakirah	4	10	.400
0	DeShields, Denim	58	167	.347

Field Goal Attempts

##	Player	G	Att	Att/G
2	Jordan, Jerkaila	30	431	14.4
4	Russell, Eniya	30	313	10.4
15	Okot, Madina	30	230	7.7
21	Powe, Debreasha	28	212	7.6
5	Prater, Chandler	30	168	5.6

Field Goals Made

##	Player	G	Made	Made/G
2	Jordan, Jerkaila	30	180	6.0
15	Okot, Madina	30	151	5.0
4	Russell, Eniya	30	132	4.4
21	Powe, Debreasha	28	90	3.2
5	Prater, Chandler	30	72	2.4

3-Point FG Percentage

##	Player	3FG	Att	Pct
21	Powe, Debreasha	66	156	.423
1	McPhaul, Destiney	20	56	.357
6	Edwards, Shakirah	2	6	.333
5	Prater, Chandler	17	54	.315
0	DeShields, Denim	23	74	.311
4	Russell, Eniya	36	117	.308
2	Jordan, Jerkaila	35	126	.278
8	Carriere, Anaisha	1	4	.250
3	Ward, Terren	3	15	.200

3-Point FG Attempts

##	Player	G	Att	Att/G
21	Powe, Debreasha	28	156	5.6
2	Jordan, Jerkaila	30	126	4.2
4	Russell, Eniya	30	117	3.9
0	DeShields, Denim	30	74	2.5
1	McPhaul, Destiney	27	56	2.1

3-Point FG Made

##	Player	G	Made	Made/G
21	Powe, Debreasha	28	66	2.4
4	Russell, Eniya	30	36	1.2
2	Jordan, Jerkaila	30	35	1.2
0	DeShields, Denim	30	23	0.8
1	McPhaul, Destiney	27	20	0.7



**2024-25 Mississippi St. Women's Basketball
Category Leaders
All games**

Page 2/3
as of Mar 03, 2025

Free Throw Percentage

##	Player	Made	Att	Pct
6	Edwards, Shakirah	2	2	1.000
5	Prater, Chandler	31	36	.861
0	DeShields, Denim	39	46	.848
3	Ward, Terren	14	17	.824
1	McPhaul, Destiney	43	53	.811
21	Powe, Debreasha	13	17	.765
14	Thomas, Kayla	12	16	.750
2	Jordan, Jerkaila	86	121	.711
4	Russell, Eniya	52	81	.642
15	Okot, Madina	35	60	.583
24	Montague, Quanirah	19	33	.576
8	Carriere, Anaisha	1	3	.333

Free Throw Attempts

##	Player	G	Att	Att/G
2	Jordan, Jerkaila	30	121	4.0
4	Russell, Eniya	30	81	2.7
15	Okot, Madina	30	60	2.0
1	McPhaul, Destiney	27	53	2.0
0	DeShields, Denim	30	46	1.5

Free Throws Made

##	Player	G	Made	Made/G
2	Jordan, Jerkaila	30	86	2.9
4	Russell, Eniya	30	52	1.7
1	McPhaul, Destiney	27	43	1.6
0	DeShields, Denim	30	39	1.3
15	Okot, Madina	30	35	1.2

Rebounds

##	Player	G	Reb	Reb/G
15	Okot, Madina	30	288	9.6
2	Jordan, Jerkaila	30	175	5.8
4	Russell, Eniya	30	147	4.9
5	Prater, Chandler	30	125	4.2
24	Montague, Quanirah	30	121	4.0

Assists

##	Player	G	Ast	Ast/G
4	Russell, Eniya	30	107	3.6
0	DeShields, Denim	30	102	3.4
1	McPhaul, Destiney	27	69	2.6
2	Jordan, Jerkaila	30	62	2.1
5	Prater, Chandler	30	41	1.4

Rebounds Average

##	Player	G	Reb	Reb/G
15	Okot, Madina	30	288	9.6
2	Jordan, Jerkaila	30	175	5.8
4	Russell, Eniya	30	147	4.9
5	Prater, Chandler	30	125	4.2
24	Montague, Quanirah	30	121	4.0

Steals

##	Player	G	Stl	Stl/G
2	Jordan, Jerkaila	30	59	2.0
0	DeShields, Denim	30	38	1.3
15	Okot, Madina	30	37	1.2
1	McPhaul, Destiney	27	33	1.2
21	Powe, Debreasha	28	24	0.9

Offensive Rebounds

##	Player	G	OReb	OReb/G
15	Okot, Madina	30	109	3.6
2	Jordan, Jerkaila	30	53	1.8
24	Montague, Quanirah	30	51	1.7
5	Prater, Chandler	30	31	1.0
14	Thomas, Kayla	30	27	0.9

Blocked Shots

##	Player	G	Blk	Blk/G
15	Okot, Madina	30	32	1.1
2	Jordan, Jerkaila	30	21	0.7
21	Powe, Debreasha	28	19	0.7
24	Montague, Quanirah	30	17	0.6
14	Thomas, Kayla	30	11	0.4

Defensive Rebounds

##	Player	G	DReb	DReb/G
15	Okot, Madina	30	179	6.0
2	Jordan, Jerkaila	30	122	4.1
4	Russell, Eniya	30	121	4.0
5	Prater, Chandler	30	94	3.1
24	Montague, Quanirah	30	70	2.3

Minutes

##	Player	G	Min	Min/G
2	Jordan, Jerkaila	30	903	30:06
21	Powe, Debreasha	28	844	30:09
0	DeShields, Denim	30	827	27:35
4	Russell, Eniya	30	788	26:17
15	Okot, Madina	30	669	22:18



2024-25 Mississippi St. Women's Basketball
Category Leaders
All games

Page 3/3
as of Mar 03, 2025

Fouls

##	Player	G	PF	PF/G
15	Okot, Madina	30	78	2.6
2	Jordan, Jerkaila	30	63	2.1
4	Russell, Eniya	30	59	2.0
1	McPhaul, Destiney	27	55	2.0
0	DeShields, Denim	30	54	1.8

Turnovers

##	Player	G	TO	TO/G
4	Russell, Eniya	30	95	3.2
0	DeShields, Denim	30	78	2.6
15	Okot, Madina	30	75	2.5
5	Prater, Chandler	30	60	2.0
2	Jordan, Jerkaila	30	58	1.9

Foul Outs

##	Player	G	FO
15	Okot, Madina	30	2
1	McPhaul, Destiney	27	2
5	Prater, Chandler	30	1
0	DeShields, Denim	30	1

2024-25 NCAA TEAM RANKING SUMMARIES

Statistic	National Rank	Conference Rank	Value	National Leader	Value	Conference Leader	Value
Assist/Turnover Ratio (353 ranked)	113	10	0.93	UConn	1.97	South Carolina	1.39
Assists Per Game (353 ranked)	58	8	15.5	Oklahoma	21.9	Oklahoma	21.9
Bench Points Per Game (353 ranked)	67	5	22.0	South Carolina	41.7	South Carolina	41.7
Blocks Per Game (353 ranked)	37	7	4.4	Southern California	7.1	Kentucky	7.0
Field Goal Percentage (353 ranked)	31	5	45.9	UConn	51.2	Oklahoma	47.1
Field Goal Percentage Defense (353 ranked)	62	6	38.1	Middle Tenn.	32.2	South Carolina	35.0
Fouls Per Game (353 ranked)	120	3	15.9	Lafayette	12.0	South Carolina	13.6
Free Throw Attempts Per Game (353 ranked)	174	15	16.17	Jacksonville	25.30	LSU	22.23
Free Throw Percentage (353 ranked)	169	8	71.5	UC Santa Barbara	81.9	Vanderbilt	78.3
Free Throws Made Per Game (353 ranked)	169	14	11.57	Jacksonville	17.60	Texas	16.77
Rebound Margin (353 ranked)	16	4	8.0	UCLA	13.5	Oklahoma	12.8
Rebounds (Defensive) Per Game (353 ranked)	42	6	27.5	Troy	32.8	Oklahoma	32.6
Rebounds (Offensive) Per Game (353 ranked)	42	8	13.5	Grambling	18.6	LSU	17.4
Rebounds Per Game (349 ranked)	19	4	41.07	Troy	49.00	Oklahoma	47.03
Scoring Defense (353 ranked)	147	6	63.3	Middle Tenn.	51.6	Texas	55.6
Scoring Margin (349 ranked)	51	10	12.8	UConn	29.2	Texas	25.4
Scoring Offense (353 ranked)	36	8	76.1	Florida St.	88.2	Tennessee	87.9
Steals Per Game (353 ranked)	122	9	8.6	Montana St.	14.6	Vanderbilt	12.8
Three Point Attempts Per Game (353 ranked)	142	7	20.6	Arkansas St.	32.4	Tennessee	30.8
Three Point Percentage (353 ranked)	114	8	32.8	Notre Dame	40.3	Alabama	39.1
Three Point Percentage Defense (353 ranked)	160	9	30.8	James Madison	25.3	Kentucky	26.2
Three Pointers Per Game (353 ranked)	128	8	6.8	Arkansas St.	10.6	Tennessee	10.2
Turnover Margin (353 ranked)	146	9	0.40	Col. of Charleston	10.37	Texas	8.42
Turnovers Forced Per Game (353 ranked)	133	8	17.00	Longwood	24.87	Tennessee	22.28
Turnovers Per Game (353 ranked)	212	12	16.6	Colorado St.	8.9	South Carolina	12.0
Winning Percentage (353 ranked)	88	10	66.7	Texas	93.5	Texas	93.5

2024-25 NCAA INDIVIDUAL RANKING SUMMARIES

Statistic	Player	National Rank	Conference Rank	Value	National Leader	Value	Conference Leader	Value
Assist/Turnover Ratio (249 ranked)	Denim DeShields	211	16	1.31	Paige Bueckers, UConn	3.69	Rori Harmon, Texas	3.15
Assists (149 ranked)	Eniya Russell	149	10	107	Serena Sundell, Kansas St.	220	Georgia Amoore, Kentucky	192
Assists Per Game (250 ranked)	Eniya Russell Denim DeShields	177 211	12 15	3.6 3.4	Katie Dinnebier, Drake	7.5	Georgia Amoore, Kentucky	6.9
Blocks (138 ranked)	Madina Okot	138	10	32	Anastasiia Boldyreva, Middle Tenn.	106	Clara Strack, Kentucky	70
Blocks Per Game (250 ranked)	Madina Okot	170	12	1.07	Anastasiia Boldyreva, Middle Tenn.	3.66	Clara Strack, Kentucky	2.50
Double Doubles (49 ranked)	Madina Okot	49	7	10	Aneesah Morrow, LSU	26	Aneesah Morrow, LSU	26
Field Goal Attempts (149 ranked)	Jerkaila Jordan	48	8	431	Izzy Higginbottom, Arkansas	554	Izzy Higginbottom, Arkansas	554
Field Goal Percentage (250 ranked)	Madina Okot Jerkaila Jordan	5 218	2 23	65.7 41.8	Raegan Beers, Oklahoma	68.4	Raegan Beers, Oklahoma	68.4
Field Goals (147 ranked)	Jerkaila Jordan	75	14	180	Audi Crooks, Iowa St.	285	Khamil Pierre, Vanderbilt	252
Free Throw Attempts (149 ranked)					Izzy Higginbottom, Arkansas	260	Izzy Higginbottom, Arkansas	260
Free Throw Percentage (250 ranked)					Teresa Seppala, Siena	95.3	Izzy Higginbottom, Arkansas	90.4
Free Throws (145 ranked)					Izzy Higginbottom, Arkansas	235	Izzy Higginbottom, Arkansas	235
Minutes Per Game (150 ranked)					Sigrun Olafsdottir, Chattanooga	38.32	Georgia Amoore, Kentucky	36.22
Points (200 ranked)	Jerkaila Jordan	89	11	481	Izzy Higginbottom, Arkansas	742	Izzy Higginbottom, Arkansas	742
Points Per Game (250 ranked)	Jerkaila Jordan	119	13	16.0	Ta'Niya Latson, Florida St.	25.4	Izzy Higginbottom, Arkansas	23.9
Rebounds (150 ranked)	Madina Okot	23	2	288	Aneesah Morrow, LSU	420	Aneesah Morrow, LSU	420
Rebounds (Defensive) Per Game (30 ranked)					Fatmata Jannah, Saint Peter's	9.4	Aneesah Morrow, LSU	8.7
Rebounds (Offensive) Per Game (30 ranked)	Madina Okot	30	2	3.6	Aneesah Morrow, LSU	5.3	Aneesah Morrow, LSU	5.3
Rebounds Per Game (250 ranked)	Madina Okot	35	2	9.6	Aneesah Morrow, LSU	14.0	Aneesah Morrow, LSU	14.0
Steals (142 ranked)	Jerkaila Jordan	106	8	59	Kiki McIntyre, Longwood	121	Talaysia Cooper, Tennessee	88
Steals Per Game (249 ranked)	Jerkaila Jordan	141	9	1.97	Kiki McIntyre, Longwood	4.03	Talaysia Cooper, Tennessee	3.03
Three Point Attempts (149 ranked)					Ioanna Krimili, California	245	Aaliyah Nye, Alabama	223
Three Point Percentage (169 ranked)	Debreasha Powe	23	2	42.3	Lauren Ross, Purdue Fort Wayne	47.7	Aaliyah Nye, Alabama	45.7
Three Pointers (149 ranked)	Debreasha Powe	67	5	66	Madison Conner, TCU	108	Aaliyah Nye, Alabama	102
Three Pointers Per Game (248 ranked)	Debreasha Powe	57	5	2.36	Alyssa Durazo-Frescas, Grand Canyon	4.04	Aaliyah Nye, Alabama	3.40
Triple Doubles (5 ranked)					Olivia Miles, Notre Dame	3	Liv McGill, Florida Chloe Kitts, South Carolina Payton Verhulst, Oklahoma	1 1 1

2024-25 POINTS - REBOUNDS - ASSISTS STATISTICS

Opponent	Date	Score		0	1	2	3	4	5	6	8	14	15	21
				DESHIELDS, MCPHAUL, DE	JORDAN, JER	WARD, TERRE	RUSSELL, ENI	PRATER, CHA	EDWARDS, SH	CARRIERE, A	THOMAS, KAY	OKOT, MADIN	POWE, DEBRE	
Memphis	11/07/2024	100-56	W	9-1-2	11-4-3	2-6-3	0-1-0	26-3-1	9-9-1	4-0-0	2-2-0	2-1-1	14-17-0	16-7-4
Alcorn	11/10/2024	73-45	W	5-1-2	15-2-2	20-7-4	DNP	8-10-2	5-7-0	0-0-0	DNP	5-2-0	1-6-0	9-3-2
Alabama St.	11/13/2024	83-29	W	0-2-4	7-3-0	5-8-2	14-8-1	16-1-8	3-1-2	0-0-1	0-0-0	1-0-0	17-12-1	14-6-2
Chattanooga	11/17/2024	69-44	W	10-3-3	4-1-1	12-8-2	0-1-0	19-7-4	0-3-2	DNP	0-0-0	4-2-1	12-6-0	8-2-0
Mercer	11/20/2024	81-44	W	3-1-5	8-4-2	15-11-5	4-3-0	8-6-6	3-3-3	0-1-2	0-0-0	4-0-0	15-8-2	13-5-1
vs Jacksonville	11/24/2024	80-35	W	2-2-4	6-4-4	12-10-2	9-7-0	12-3-3	1-3-1	0-0-0	0-0-0	4-4-0	11-7-0	6-5-2
vs Utah	11/28/2024	66-62	W	6-2-6	0-2-3	9-2-3	0-0-0	13-4-4	4-6-0	DNP	DNP	2-1-0	15-8-0	13-4-0
vs South Fla.	11/29/2024	59-52	W	4-1-5	3-0-1	20-6-2	0-0-0	10-7-3	0-2-0	DNP	DNP	3-3-0	6-5-0	7-2-0
at Georgia Tech	12/04/2024	75-78	L	5-3-3	DNP	25-5-2	DNP	18-9-9	10-6-3	DNP	DNP	2-0-0	6-5-0	9-6-0
at Chicago St.	12/08/2024	102-42	W	4-1-7	DNP	21-5-3	DNP	17-5-5	14-5-4	8-2-0	DNP	4-3-0	18-11-0	8-1-4
vs Belmont	12/14/2024	73-70	W	7-4-1	13-2-2	24-15-1	0-0-0	11-3-3	0-1-0	DNP	DNP	0-0-0	11-15-0	5-2-1
at ULM	12/17/2024	78-70	W	3-0-6	3-3-5	23-4-2	2-2-0	2-2-1	6-3-2	DNP	DNP	5-1-0	15-14-2	13-1-2
at UMES	12/20/2024	70-52	W	8-2-1	6-4-3	6-4-4	4-1-1	16-10-6	4-3-3	0-0-0	DNP	0-0-0	26-7-0	DNP
South Carolina St.	12/29/2024	95-47	W	8-2-9	14-4-4	10-4-3	12-4-0	11-0-6	14-8-0	0-1-2	4-0-0	4-3-0	16-6-2	DNP
at Kentucky	01/02/2025	69-91	L	5-1-3	10-6-6	17-5-0	2-2-0	13-6-2	5-4-1	DNP	DNP	0-2-1	4-2-0	0-1-0
South Carolina	01/05/2025	68-95	L	2-2-3	14-3-2	24-6-0	2-1-0	12-4-1	2-2-1	0-0-0	DNP	0-0-0	4-8-0	3-2-1
Oklahoma	01/09/2025	81-77	W	9-4-2	10-1-1	24-6-3	DNP	12-4-3	2-3-0	DNP	DNP	6-3-0	6-10-1	8-3-1
at Georgia	01/12/2025	79-68	W	5-4-2	6-2-2	11-7-1	DNP	21-6-9	8-3-2	DNP	DNP	0-1-0	19-12-0	9-1-0
at Tennessee	01/16/2025	73-86	L	3-0-3	11-6-7	17-2-0	DNP	6-1-5	6-3-0	0-0-0	DNP	4-1-0	4-11-0	16-1-2
Ole Miss	01/19/2025	63-71	L	5-0-2	7-4-5	19-3-1	DNP	15-5-1	2-1-0	DNP	DNP	2-0-0	8-12-0	3-3-1
Auburn	01/23/2025	96-56	W	13-3-7	8-2-1	15-4-2	DNP	15-6-5	14-6-2	0-1-0	2-0-0	6-1-0	13-9-1	6-5-1
at Missouri	01/27/2025	77-78	L	12-1-4	DNP	40-8-0	DNP	7-7-4	6-5-2	DNP	DNP	0-0-0	10-11-0	2-2-0
at LSU	02/02/2025	67-81	L	7-2-1	10-3-3	9-3-1	DNP	13-4-4	6-9-1	DNP	DNP	0-0-2	6-10-1	6-2-1
Arkansas	02/06/2025	78-55	W	3-1-3	11-0-1	16-10-3	DNP	4-4-1	14-6-3	DNP	0-0-0	0-1-0	12-11-1	16-3-4
Alabama	02/09/2025	60-80	L	0-1-1	10-2-3	8-3-4	DNP	8-4-0	8-1-1	DNP	DNP	0-3-0	12-7-1	14-2-0
at Vanderbilt	02/13/2025	85-77	Wot2	9-4-4	3-1-0	21-4-0	DNP	0-4-2	11-9-1	DNP	DNP	0-1-0	21-23-3	5-4-0
at Florida	02/16/2025	66-69	L	15-1-2	3-3-2	12-2-0	DNP	4-5-2	10-3-2	DNP	DNP	2-2-0	2-5-3	11-3-3
Texas A&M	02/23/2025	81-55	W	8-1-1	6-4-2	13-7-4	DNP	13-5-5	4-2-1	DNP	0-0-0	2-3-1	16-12-2	19-3-1
Texas	02/27/2025	64-68	L	2-3-4	4-4-3	14-2-2	DNP	3-6-1	9-4-1	DNP	DNP	4-2-1	11-4-1	9-1-0
at Auburn	03/02/2025	73-66	W	6-2-2	2-0-1	17-8-3	DNP	19-6-1	12-4-2	DNP	DNP	0-0-0	6-14-0	11-1-1

Team Box Score Extended

No.	Player				Total		3-Point			F-Throw		Rebounds															
		GP-GS	MIN	AVG	FG-FGA	FG%	3FG-3FGA	3FG%	FT-FTA	FT%	OFF	DEF	TOT	AVG	PF	DQ	A	A/G	TO	TO/G	A/TO	BLK	BLK/G	STL	STL/G	PTS	AVG
2	JORDAN, Jerkaila	30-30	903:08	30.1	180-431	.418	35-126	.278	86-121	.711	53	122	175	5.8	63	0	62	2.07	58	1.93	1.07	21	0.70	59	1.97	481	16.0
4	RUSSELL, Eniya	30-21	788:17	26.3	132-313	.422	36-117	.308	52-81	.642	26	121	147	4.9	59	0	107	3.57	95	3.17	1.13	6	0.20	21	0.70	352	11.7
15	OKOT, Madina	30-30	669:13	22.3	151-230	.657	0-0	.000	35-60	.583	109	179	288	9.6	78	2	21	0.70	75	2.50	0.28	32	1.07	37	1.23	337	11.2
21	POWE, Debreasha	28-28	844:08	30.1	90-212	.425	66-156	.423	13-17	.765	21	60	81	2.9	43	0	34	1.21	26	0.93	1.31	19	0.68	24	0.86	259	9.3
1	MCPHAUL, Destiney	27-1	597:50	22.1	71-152	.467	20-56	.357	43-53	.811	13	61	74	2.7	55	2	69	2.56	54	2.00	1.28	5	0.19	33	1.22	205	7.6
5	PRATER, Chandler	30-10	667:45	22.3	72-168	.429	17-54	.315	31-36	.861	31	94	125	4.2	49	1	41	1.37	60	2.00	0.68	9	0.30	20	0.67	192	6.4
0	DESHIELDS, Denim	30-30	827:24	27.6	58-167	.347	23-74	.311	39-46	.848	17	38	55	1.8	54	1	102	3.40	78	2.60	1.31	4	0.13	38	1.27	178	5.9
24	MONTAGUE, Qunirah	30-0	351:35	11.7	63-115	.548	0-10	.000	19-33	.576	51	70	121	4.0	36	0	15	0.50	25	0.83	0.60	17	0.57	19	0.63	145	4.8
3	WARD, Terren	13-0	112:54	8.7	16-38	.421	3-15	.200	14-17	.824	10	20	30	2.3	11	0	2	0.15	6	0.46	0.33	4	0.31	3	0.23	49	3.8
14	THOMAS, Kayla	30-0	223:26	7.4	27-44	.614	0-0	.000	12-16	.750	27	13	40	1.3	25	0	7	0.23	12	0.40	0.58	11	0.37	2	0.07	66	2.2
6	EDWARDS, Shakirah	11-0	49:19	4.5	4-10	.400	2-6	.333	2-2	1.000	1	4	5	0.5	3	0	5	0.45	5	0.45	1.00	3	0.27	2	0.18	12	1.1
8	CARRIERE, Anaisha	9-0	14:56	1.7	3-7	.429	1-4	.250	1-3	.333	2	0	2	0.2	1	0	0	0.00	1	0.11	0.00	0	0.00	0	0.00	8	0.9
Total		30	6050		867-1887	.459	203-618	.328	347-485	.715	406	826	1232	41.1	477	6	465	15.50	498	16.60	0.93	131	4.37	258	8.60	2284	76.1
Opponents		30	6050		680-1787	.381	196-637	.308	343-460	.746	317	674	991	33.0	502	7	386	12.87	510	17.00	0.76	78	2.60	244	8.13	1899	63.3

Score by Periods

Team	1st	2nd	3rd	4th	OT	TOT
Mississippi St.	546	552	619	547	20	2284
Opponents	462	441	471	513	12	1899

2024-25 GAME-BY-GAME TEAM STATISTICS

	W/L	REC	1ST	2ND	3RD	4TH	OT	PTS	MAR	FG-FGA	FG%	3FG-3FGA	3FG%	FT-FTA	FT%	O-D-REB	MAR	PF	AST	TO	STL	BLK	ATT
MISSISSIPPI STATE	W, 100-56	1-0	23	13	34	30		100	+44	37-73	50.7	8-24	33.3	18-25	72.0	23-38-61	+28	19	15	13	7	9	4,971
Memphis 11/7			13	12	19	12		56		19-70	27.1	8-29	27.6	10-17	58.8	17-16-33		23	8	14	4	4	
MISSISSIPPI STATE	W, 73-45	2-0	26	18	22	7		73	+28	26-56	46.4	7-19	36.8	14-19	73.7	11-31-42	+13	15	12	20	11	6	4,504
Alcorn State 11/10			18	5	9	13		45		15-53	28.3	6-19	31.6	9-14	64.3	9-20-29		22	11	21	7	1	
MISSISSIPPI STATE	W, 83-29	3-0	25	18	17	23		83	+54	30-64	46.9	11-28	39.3	12-17	70.6	18-30-48	+19	10	22	17	15	1	6,585
Alabama State 11/13			7	9	1	12		29		11-49	22.4	4-22	18.2	3-5	60.0	9-20-29		16	5	26	7	1	
MISSISSIPPI STATE	W, 69-44	4-0	16	13	22	18		69	+25	23-55	41.8	3-17	17.6	20-21	95.2	12-28-40	+3	14	13	12	7	5	4,037
Chattanooga 11/17			8	16	7	13		44		16-59	27.1	7-29	24.1	5-9	55.6	17-20-37		17	7	19	4	2	
MISSISSIPPI STATE	W, 81-44	5-0	21	17	32	11		81	+37	33-63	52.4	10-22	45.5	5-10	50.0	11-37-48	+21	12	26	16	9	6	4,003
Mercer 11/20			10	8	7	19		44		15-54	27.8	1-17	5.9	13-15	86.7	4-23-27		14	9	16	7	2	
MISSISSIPPI STATE	W, 80-35	6-0	17	15	27	21		80	+45	30-66	45.5	3-23	13.0	17-22	77.3	20-37-57	+30	16	17	14	8	7	1,310
vs. Jacksonville 11/24			9	10	7	9		35		10-53	18.9	1-18	5.6	14-22	63.6	8-19-27		22	7	18	2	0	
MISSISSIPPI STATE	W, 66-62	7-0	26	17	11	12		66	+4	24-52	46.2	7-19	36.8	11-16	68.8	10-28-38	+9	22	18	22	9	3	802
vs. Utah 11/28			11	11	15	25		62		20-55	36.4	8-32	25.0	14-18	77.8	9-20-29		18	12	20	8	1	
MISSISSIPPI STATE	W, 59-52	8-0	13	16	14	16		59	+7	22-57	38.6	2-13	15.4	13-18	72.2	8-27-35	-6	15	11	11	6	4	1,034
vs. South Florida 11/29			16	15	8	13		52		22-60	36.7	4-16	25.0	4-8	50.0	11-30-41		18	16	18	5	4	
MISSISSIPPI STATE	L, 75-78	8-1	18	21	18	18		75	-3	32-59	54.2	7-17	41.2	4-6	66.7	3-35-38	+3	11	17	17	4	3	1,514
at Georgia Tech 12/4			16	18	23	21		78		30-79	38.0	12-38	31.6	6-6	100.0	12-23-35		11	14	6	12	2	
MISSISSIPPI STATE	W, 102-42	9-1	31	32	22	17		102	+60	41-75	54.7	13-30	43.3	7-9	77.8	20-29-49	+23	9	25	17	10	9	235
at Chicago State 12/8			9	8	16	9		42		17-59	28.8	2-23	8.7	6-8	75.0	12-14-26		15	3	23	9	2	
MISSISSIPPI STATE	W, 73-70	10-1	9	15	17	32		73	+3	29-63	46.0	3-19	15.8	12-21	57.1	17-30-47	+21	17	8	19	1	1	3,846
vs. Belmont 12/14			19	10	20	21		70		22-56	39.3	9-29	31.0	17-21	81.0	5-21-26		23	12	12	8	1	
MISSISSIPPI STATE	W, 78-70	11-1	20	18	20	20		78	+8	30-56	53.6	6-15	40.0	12-17	70.6	11-28-39	+9	17	20	20	7	7	1,095
at ULM 12/17			19	18	16	17		70		23-64	35.9	7-23	30.4	17-21	81.0	13-17-30		17	14	14	10	2	
MISSISSIPPI STATE	W, 70-52	12-1	18	19	14	19		70	+18	30-63	47.6	4-22	18.2	6-11	54.5	9-25-34	0	15	19	15	10	5	400
at UMES 12/20			14	15	10	13		52		19-50	38.0	5-17	29.4	9-14	64.3	8-26-34		15	13	25	9	2	
MISSISSIPPI STATE	W, 95-47	13-1	23	30	20	22		95	+48	38-64	59.4	11-25	44.0	8-13	61.5	14-19-33	+17	14	27	16	16	1	4,271
SCSU 12/29			10	13	12	12		47		18-38	47.4	5-11	45.5	6-9	66.7	2-14-16		13	8	28	8	0	
MISSISSIPPI STATE	L, 69-91	13-2	16	19	16	18		69	-22	26-73	35.6	4-15	26.7	13-18	72.2	14-22-36	-4	20	13	10	7	3	4,493
at Kentucky 1/2			25	24	18	24		91		26-55	47.3	18-33	54.5	21-25	84.0	8-32-40		18	23	14	4	10	
MISSISSIPPI STATE	L, 68-95	13-3	22	12	11	23		68	-27	27-58	46.6	4-11	36.4	10-13	76.9	8-22-30	-3	17	8	20	5	4	6,164
South Carolina 1/5			13	29	26	27		95		35-65	53.8	10-21	47.6	15-17	88.2	9-24-33		13	20	9	8	3	
MISSISSIPPI STATE	W, 81-77	14-3	21	12	20	28		81	+4	28-71	39.4	7-26	26.9	18-23	78.3	10-29-39	-5	14	13	11	13	2	4,316
Oklahoma 1/9			11	21	17	28		77		28-62	45.2	8-26	30.8	13-16	81.3	7-37-44		21	20	21	9	1	
MISSISSIPPI STATE	W, 79-68	15-3	19	22	13	25		79	+11	28-58	48.3	14-29	48.3	9-17	52.9	13-29-42	+9	16	17	17	2	7	3,410
at Georgia 1/12			14	13	20	21		68		24-67	35.8	7-19	36.8	13-14	92.9	11-22-33		18	14	9	12	0	
MISSISSIPPI STATE	L, 73-86	15-4	15	19	22	17		73	-13	27-59	45.8	8-23	34.8	11-15	73.3	9-24-33	-7	13	17	20	7	4	9,018
at Tennessee 1/16			17	26	21	22		86		32-73	43.8	12-26	46.2	10-14	71.4	16-24-40		13	15	12	9	0	

2024-25 GAME-BY-GAME TEAM STATISTICS

	W/L	REC	1ST	2ND	3RD	4TH	OT	PTS	MAR	FG-FGA	FG%	3FG-3FGA	3FG%	FT-FTA	FT%	O-D-REB	MAR	PF	AST	TO	STL	BLK	ATT
MISSISSIPPI STATE	L, 63-71	15-5	20	9	22	12		63	-8	25-53	47.2	6-16	37.5	7-9	77.8	11-24-35	+6	14	10	23	8	3	6,925
Ole Miss 1/19			19	15	19	18		71		29-63	46.0	2-13	15.4	11-15	73.3	12-17-29		12	18	14	16	2	
MISSISSIPPI STATE	W, 96-56	16-5	15	33	35	13		96	+40	38-61	62.3	8-21	38.1	12-13	92.3	10-34-44	+21	15	19	19	9	1	4,652
Auburn 1/23			13	4	25	14		56		21-61	34.4	3-14	21.4	11-16	68.8	9-14-23		15	15	17	4	3	
MISSISSIPPI STATE	L, 77-78	16-6	20	23	18	16		77	-1	28-62	45.2	7-19	36.8	14-24	58.3	17-24-41	+7	19	10	12	4	5	2,514
at Missouri 1/27			22	19	19	18		78		25-59	42.4	8-21	38.1	20-23	87.0	11-23-34		23	10	10	6	4	
MISSISSIPPI STATE	L, 67-81	16-7	12	23	19	13		67	-14	25-72	34.7	7-31	22.6	10-14	71.4	17-32-49	+1	20	14	19	7	3	11,275
at LSU 2/2			24	17	24	16		81		30-74	40.5	9-20	45.0	12-18	66.7	17-31-48		15	14	16	8	7	
MISSISSIPPI STATE	W, 78-55	17-7	28	21	13	16		78	+23	33-70	47.1	9-21	42.9	3-8	37.5	17-26-43	+14	19	18	18	14	6	6,588
Arkansas 2/6			17	13	14	11		55		19-50	38.0	2-14	14.3	15-20	75.0	7-22-29		14	4	23	12	1	
MISSISSIPPI STATE	L, 60-80	17-8	11	11	22	16		60	-20	22-63	34.9	4-18	22.2	12-15	80.0	8-17-25	-17	17	10	12	16	1	4,554
Alabama 2/9			26	21	19	14		80		30-53	56.6	9-17	52.9	11-16	68.8	9-33-42		14	19	22	9	4	
MISSISSIPPI STATE	W, 85-77	18-8	9	20	21	15	20	85	+8	35-90	38.9	2-27	7.4	13-19	68.4	26-39-65	+22	17	11	22	11	4	3,577
at Vanderbilt 2/13			19	12	17	17	12	77		29-78	37.2	7-25	28.0	12-16	75.0	12-31-43		19	18	16	15	4	
MISSISSIPPI STATE	L, 66-69	18-9	14	17	24	11		66	-3	22-55	40.0	9-20	45.0	13-19	68.4	17-17-34	+5	15	14	26	10	5	2,044
at Florida 2/16			17	20	14	18		69		26-52	50.0	6-15	40.0	11-12	91.7	9-20-29		15	15	23	9	4	
MISSISSIPPI STATE	W, 81-55	19-9	19	17	27	18		81	+26	31-70	44.3	8-21	38.1	11-13	84.6	17-21-38	+6	18	18	7	10	5	4,696
Texas A&M 2/23			18	10	11	16		55		20-48	41.7	5-17	29.4	10-16	62.5	9-23-32		12	14	18	3	2	
MISSISSIPPI STATE	L, 64-68	19-10	10	17	21	16		64	-4	22-55	40.0	6-13	46.2	14-18	77.8	16-17-33	-6	16	13	10	8	5	5,283
Texas 2/27			11	15	23	19		68		25-60	41.7	7-14	50.0	11-16	68.8	20-19-39		16	15	12	6	8	
MISSISSIPPI STATE	W, 73-66	20-10	9	15	25	24		73	+7	25-51	49.0	5-14	35.7	18-22	81.8	9-27-36	+2	21	10	23	7	6	3,317
at Auburn 3/2			17	14	14	21		66		24-68	35.3	4-19	21.1	14-18	77.8	15-19-34		20	13	13	14	1	

2024-25 GAME-BY-GAME STATISTIC LEADERS

	RESULT	POINTS	REBOUNDS	ASSISTS	STEALS	BLOCKS	MINUTES
Memphis 11/7	100-56 (+44)	26 - Russell	17 - Okot	4 - Powe	3 - McPhaul	3 - Okot, Powe	31 - Powe
Alcorn State 11/10	73-45 (+28)	20 - Jordan	10 - Russell	4 - Jordan	2 - Jordan, Okot, Powe, Prater	2 - Okot, Thomas	35 - Powe
Alabama State 11/13	83-29 (+54)	17 - Okot	12 - Okot	8 - Russell	5 - Okot	1 - Ward	26 - Russell
Chattanooga 11/17	69-44 (+25)	19 - Russell	8 - Jordan	4 - Russell	2 - Jordan, Powe	1 - DeShields, Jordan, Montague, Powe, Ward	33 - Jordan
Mercer 11/20	81-44 (+37)	15 - Jordan, Okot	11 - Jordan	6 - Russell	3 - DeShields, Russell	2 - Okot	25 - Powe
vs. Jacksonville 11/24	80-35 (+45)	17 - Montague	10 - Jordan	4 - DeShields, McPhaul	3 - Jordan	2 - Powe	27 - DeShields, McPhaul, Powe
vs. Utah 11/28	66-62 (+4)	15 - Okot	8 - Okot	6 - DeShields	3 - Powe	2 - Okot	39 - Jordan
vs. South Florida 11/29	59-52 (+7)	20 - Jordan	8 - Montague	5 - DeShields	2 - Montague, Prater	2 - Powe	34 - Jordan
at Georgia Tech 12/4	75-78 (-3)	25 - Jordan	9 - Russell	9 - Russell	2 - Jordan	1 - DeShields, Jordan, Okot	40 - Powe
at Chicago State 12/8	102-42 (+60)	21 - Jordan	11 - Montague, Okot	7 - DeShields	3 - Jordan	5 - Jordan	30 - Jordan
vs. Belmont 12/14	73-70 (+3)	24 - Jordan	15 - Okot, Jordan	3 - Russell	1 - Jordan	1 - Jordan	35 - Powe
at ULM 12/17	78-70 (+8)	23 - Jordan	14 - Okot	6 - DeShields	3 - Okot	3 - Jordan	33 - Powe, DeShields
at UMS 12/20	70-52 (+18)	26 - Okot	10 - Russell	6 - Russell	3 - Jordan	2 - McPhaul, Jordan	31 - McPhaul
SCSU 12/29	95-47 (+48)	16 - Okot	8 - Prater	9 - DeShields	5 - McPhaul	1 - Russell	30 - Prater
at Kentucky 1/2	69-91 (-22)	17 - Jordan	6 - Russell, McPhaul	6 - McPhaul	2 - Jordan, McPhaul	2 - Prater	30 - Russell
South Carolina 1/5	68-95 (-27)	24 - Jordan	8 - Okot	3 - DeShields	2 - Jordan, Prater	2 - Okot	32 - Jordan
Oklahoma 1/9	81-77 (+4)	24 - Jordan	10 - Okot	3 - Jordan, Russell	5 - DeShields	1 - Jordan, McPhaul	35 - Jordan
at Georgia 1/12	79-68 (+11)	21 - Russell	12 - Okot	9 - Russell	2 - Montague	2 - Powe, Prater	38 - Russell
at Tennessee 1/16	73-86 (-13)	17 - Jordan	11 - Okot	7 - McPhaul	2 - Jordan	2 - Okot	36 - Jordan
Ole Miss 1/19	63-71 (-8)	19 - Jordan	12 - Okot	5 - McPhaul	3 - Jordan	1 - Okot, Powe, Montague	35 - Powe
Auburn 1/23	96-56 (+40)	15 - Jordan, Russell	9 - Okot	7 - DeShields	3 - Jordan	1 - Montague	33 - Russell
at Missouri 1/27	77-78 (-1)	40 - Jordan	11 - Okot	4 - DeShields, Russell	2 - Jordan	4 - Okot	38 - Jordan
at LSU 2/2	67-81 (-14)	13 - Russell	10 - Okot	4 - Russell	2 - Deshields, Russell, Montague	1 - Okot, Jordan, Montague	32 - DeShields
Arkansas 2/6	78-55 (+23)	16 - Jordan, Powe	11 - Okot	4 - Powe	5 - Jordan	4 - Montague	34 - Powe
Alabama 2/9	60-80 (-20)	14 - Powe	7 - Okot	4 - Jordan	6 - Jordan	1 - Thomas	32 - Powe
at Vanderbilt 2/13	85-77 (+8)	21 - Okot, Jordan	23 - Okot	4 - DeShields	4 - Okot	2 - Okot	43 - DeShields
at Florida 2/16	66-69 (-3)	15 - DeShields	5 - Okot, Russell	3 - Okot, Powe	2 - Okot, Jordan, Powe, Montague	2 - Powe, Montague	33 - Prater
Texas A&M 2/23	81-55 (+26)	19 - Powe	12 - Okot	5 - Russell	2 - Okot, Jordan, McPhaul	2 - Okot	34 - Powe
Texas 2/27	64-68 (-4)	14 - Jordan	6 - Russell, Montague	4 - DeShields	2 - Jordan, McPhaul	2 - Okot	32 - Powe
at Auburn 3/2	73-66 (+7)	19 - Russell	14 - Okot	3 - Jordan	2 - Okot, Jordan, Prater	2 - Prater	34 - Jordan

2024-25 GAMES LED IN						
POINTS	REBOUNDS	ASSISTS	STEALS	BLOCKS	MINUTES	
Jordan17 (10-7)	Okot.....20 (13-7)	Russell11 (8-3)	Jordan19 (10-9)	Okot.....13 (6-7)	Powe.....11 (7-4)	
Okot.....6 (6-0)	Russell6 (2-4)	DeShields.....11 (8-3)	Okot.....7 (6-1)	Jordan8 (6-2)	Jordan9 (6-3)	
Russell6 (5-1)	Jordan4 (4-0)	Jordan4 (3-1)	McPhaul5 (3-2)	Powe.....7 (5-2)	Russell4 (3-1)	
Powe.....3 (2-1)	Montague.....3 (2-1)	McPhaul4 (1-3)	Powe.....4 (3-1)	Montague.....6 (3-3)	DeShields.....3 (2-1)	
Montague.....1 (1-0)	Prater1 (1-0)	Powe.....3 (2-1)	Prater4 (3-1)	Prater3 (2-1)	McPhaul2 (2-0)	
DeShields.....1 (0-1)	McPhaul1 (0-1)	Okot.....`1 (0-1)	Montague.....4 (2-2)	DeShields.....2 (1-1)	Prater2 (1-1)	
			DeShields.....3 (2-1)	Ward.....2 (2-0)		
			Russell2 (1-1)	McPhaul2 (2-0)		
				Thomas.....2 (1-1)		
				Russell1 (1-0)		

2024-25 PLUS/MINUS RATIO BREAKDOWN

	RESULT	DESHIELDS	MCPHAUL	JORDAN	WARD	RUSSELL	PRATER	EDWARDS	CARRIERE	OKOT	THOMAS	MONTAGUE	POWE
Memphis 11/7	100-56 (+44)	+29	+20	+12	+4	+30	+21	+11	+4	+18	+12	+23	+36
Alcorn State 11/10	73-45 (+28)	+21	+18	+20	-	+15	+13	+2	-	0	+21	+11	+19
Alabama State 11/13	83-29 (+54)	+50	+9	+37	+10	+54	+5	+1	-3	+44	+9	+1	+53
Chattanooga 11/17	69-44 (+25)	+21	+4	+27	-5	+22	0	-	0	+19	+4	+2	+31
Mercer 11/20	81-44 (+37)	+38	+6	+40	-7	+29	+11	-4	-6	+36	-10	+13	+39
vs. Jacksonville 11/24	80-35 (+45)	+30	+29	+34	+9	+27	+1	+11	+2	+20	+9	+23	+30
vs. Utah 11/28	66-62 (+4)	+3	+3	0	-1	+2	+6	-	-	+1	+3	0	+3
vs. South Florida 11/29	59-52 (+7)	+1	+9	+2	-2	+8	+1	-	-	-3	0	+10	+9
at Georgia Tech 12/4	75-78 (-3)	-6	-	-2	-	+9	-6	-	-	0	-5	-2	-3
at Chicago State 12/8	102-42 (+60)	+39	-	+55	-	+54	+30	+10	-	+31	+20	+23	+38
vs. Belmont 12/14	73-70 (+3)	0	+5	+12	-6	+11	-18	-	-	+7	-1	-5	+10
at ULM 12/17	78-70 (+8)	+8	+8	+7	+1	-2	-3	-	-	+9	-1	0	+13
at UMES 12/20	70-52 (+18)	+25	+14	+10	+5	+10	+8	0	-	+12	+2	+4	-
SCSU 12/29	95-47 (+48)	+33	+32	+31	+22	+27	+36	+6	+5	+22	+12	+14	-
at Kentucky 1/2	69-91 (-22)	-7	-11	-17	-5	-26	+2	-	-	-10	-7	-5	-24
South Carolina 1/5	68-95 (-27)	-11	-22	-31	-2	-21	-14	0	-	-12	-5	-10	-7
Oklahoma 1/9	81-77 (+4)	-3	+7	+5	-	+3	+6	-	-	+8	0	-6	0
at Georgia 1/12	79-68 (+11)	-3	+16	+6	-	+15	+2	-	-	-1	-2	+14	+8
at Tennessee 1/16	73-86 (-13)	-12	-11	-13	-	-10	-5	+2	-	-8	-3	-6	+1
Ole Miss 1/19	63-71 (-8)	-2	-11	+4	-	-6	-12	-	-	-10	-3	+4	-4
Auburn 1/23	96-56 (+40)	+37	+13	+37	-	+27	+37	-7	-3	+17	+21	+6	+15
at Missouri 1/27	77-78 (-1)	+9	-	-1	-	+3	-4	-	-	+5	-2	-4	-11
at LSU 2/2	67-81 (-14)	-6	-11	-14	-	-5	-13	-	-	-10	-4	+1	-8
Arkansas 2/6	78-55 (+23)	+28	+6	+22	-	-2	+16	-	-1	+25	-8	+6	+23
Alabama 2/9	60-80 (-20)	-17	-16	-17	-	+1	-26	-	-	+2	-3	-13	-11
at Vanderbilt 2/13	85-77 (+8)	+18	-12	0	-	-6	+27	-	-	+11	-5	+6	+1
at Florida 2/16	66-69 (-3)	+9	-9	-8	-	+9	+1	-	-	+9	-10	-2	-14
Texas A&M 2/23	81-55 (+26)	+13	+18	+21	-	+8	+19	-	-1	+18	+8	-6	+32
Texas 2/27	64-68 (-4)	0	-1	-9	-	-2	-1	-	-	+6	-5	-5	-3
at Auburn 3/2	73-66 (+7)	+2	+8	+9	-	+7	+1	-	-	+12	-3	-3	+2
TOTALS		+347	+121	+279	+23	+291	+141	+32	-3	+278	+44	+98	+278
GAMES LED IN		6 (4-2)	1 (1-0)	6 (5-1)		3 (1-2)	5 (4-1)	2 (0-2)		5 (2-3)	1 (1-0)	3 (1-2)	4 (4-0)

2024-25 LEAD BREAKDOWN

	FIRST HALF			SECOND HALF/OT			FINAL			LARGEST		TIMES TIED	LEAD CHANGES	LED	TIME		BEST RUN
	MSU	OPP	MAR	MSU	OPP	MAR	MSU	OPP	MAR	LEAD	DEFICIT				TRAILED	TIED	
Memphis 11/7	36	25	+11	64	31	+33	100	56	+44	44 (4th, 0:08)	-	0	0	38:43	-	1:17	10 (4th, 5:56)
Alcorn State 11/10	44	23	+21	29	22	+7	73	45	+28	35 (4th, 8:21)	3 (1st, 8:54)	1	3	34:53	3:28	1:39	16 (2nd, 2:32)
Alabama State 11/13	43	16	+27	40	13	+27	83	29	+54	57 (4th, 4:43)	-	0	0	39:23	-	0:37	19 (4th, 6:46)
Chattanooga 11/17	29	24	+5	40	20	+20	69	44	+25	27 (4th, 2:37)	3 (1st, 8:41)	3	3	35:18	2:16	2:26	19 (2nd, 5:55)
Mercer 11/20	38	18	+20	43	26	+17	81	44	+37	45 (3rd, 0:10)	-	0	0	39:05	-	0:55	12 (3rd, 6:16)
vs. Jacksonville 11/24	32	19	+13	48	16	+32	80	35	+45	45 (4th, 0:25)	-	0	0	38:18	-	1:42	9 (3rd, 7:30)
vs. Utah 11/28	43	22	+21	23	40	-17	66	62	+4	24 (3rd, 7:09)	5 (1st, 9:04)	0	3	36:02	3:29	0:29	15 (4th, 1:23)
vs. South Florida 11/29	29	31	-2	30	21	+9	59	52	+7	7 (4th, 3:27)	6 (2nd, 9:11)	9	4	15:00	18:47	6:13	8 (3rd, 2:54)
at Georgia Tech 12/4	39	34	+5	36	44	-8	75	78	-3	7 (1st, 6:48)	5 (3rd, 4:33)	5	17	24:38	10:55	4:27	7 (1st, 6:48)
at Chicago State 12/8	63	17	+46	39	25	+14	102	42	+60	62 (4th, 3:39)	-	0	0	39:46	-	0:14	18 (2nd, 0:00)
vs. Belmont 12/14	24	29	-5	49	41	+8	73	70	+3	7 (4th, 2:38)	11 (3rd, 2:12)	6	4	9:09	28:28	2:23	10 (4th, 7:39)
at ULM 12/17	38	37	+1	40	33	+7	78	70	+8	12 (3rd, 3:48)	1 (1st, 0:52)	5	6	34:58	1:12	3:50	8 (2nd, 2:18)
at UMES 12/20	37	29	+8	33	23	+10	70	52	+18	20 (4th, 1:41)	-	0	0	38:58	-	1:02	9 (1st, 4:25)
SCSU 12/29	53	23	+30	42	24	+18	95	47	+48	48 (4th, 0:01)	2 (1st, 9:19)	1	1	38:09	00:25	1:26	10 (4th, 6:56)
at Kentucky 1/2	35	49	-14	34	42	-8	69	91	-22	-	25 (3rd, 6:29)	0	0	0:00	39:34	0:26	7 (3rd, 5:05)
South Carolina 1/5	34	42	-8	34	53	-19	68	95	-27	11 (2nd, 6:48)	29 (4th, 0:53)	1	6	14:14	23:29	2:27	6 (1st, 5:28)
Oklahoma 1/9	33	32	+1	48	45	+3	81	77	+4	14 (2nd, 6:59)	4 (1st, 7:03)	8	11	26:03	11:09	2:48	9 (4th, 9:45)
at Georgia 1/12	41	27	+14	38	41	-3	79	68	+11	15 (2nd, 1:02)	3 (1st, 4:25)	1	4	35:59	3:13	0:48	14 (2nd, 1:02)
at Tennessee 1/16	34	43	-9	39	43	-4	73	86	-13	5 (1st, 5:07)	15 (4th, 7:54)	2	4	5:26	30:41	3:53	9 (1st, 5:07)
Ole Miss 1/19	29	34	-5	34	37	-3	63	71	-8	10 (1st, 4:35)	8 (4th, 1:39)	7	9	17:24	17:59	4:37	7 (2nd, 6:53)
Auburn 1/23	48	17	+31	48	39	+9	96	56	+40	46 (4th, 4:21)	3 (1st, 9:18)	1	3	35:15	3:34	1:11	24 (2nd, 2:15)
at Missouri 1/27	43	41	+2	34	37	-3	77	78	-1	9 (3rd, 6:08)	4 (2nd, 3:39)	18	20	22:02	5:35	12:23	8 (1st, 5:11)
at LSU 2/2	35	41	-6	32	40	-8	67	81	-14	-	18 (2nd, 4:48)	0	0	-	39:49	0:11	12 (2nd 2:25)
Arkansas 2/6	49	30	+19	29	25	+4	78	55	+23	27 (4th, 4:05)	-	0	0	39:38	-	0:22	10 (2nd, 0:26)
Alabama 2/9	22	47	-25	38	33	+5	60	80	-20	-	28 (2nd, 1:27)	0	0	-	39:12	0:48	11 (4th, 4:06)
at Vanderbilt 2/13	29	31	-2	56	46	+10	85	77	+8	8 (2nd OT, 0:59)	10 (1st, 0:55)	13	12	14:55	27:15	7:50	11 (2nd, 2:36)
at Florida 2/16	31	37	-6	35	32	+3	66	69	-3	9 (4th, 4:58)	8 (3rd, 9:38)	2	11	21:50	16:14	1:56	9 (3rd, 3:37)
Texas A&M 2/23	36	28	+8	45	27	+18	81	55	+26	31 (4th, 5:48)	3 (2nd, 7:20)	4	1	34:58	3:30	1:32	13 (3rd, 0:37)
Texas 2/27	27	26	+1	37	42	-5	64	68	-4	5 (2nd, 2:54)	10 (4th, 2:10)	8	15	13:44	19:56	6:20	6 (2nd, 8:37)
at Auburn 3/2	24	31	-7	49	35	+14	73	66	+7	9 (4th, 5:02)	10 (2nd, 9:05)	1	1	18:32	20:07	1:21	10 (3rd, 6:01)

2024-25 STARTING LINEUP BREAKDOWNS

STARTING LINEUPS BY GAME

Memphis 11/7	DeShields	Jordan	Russell	Powe	Okot
Alcorn State 11/10	DeShields	Jordan	Russell	Powe	Okot
Alabama State 11/13	DeShields	Jordan	Russell	Powe	Okot
Chattanooga 11/17	DeShields	Jordan	Russell	Powe	Okot
Mercer 11/20	DeShields	Jordan	Russell	Powe	Okot
vs. Jacksonville 11/24	DeShields	Jordan	Russell	Powe	Okot
vs. Utah 11/28	DeShields	Jordan	Russell	Powe	Okot
vs. South Florida 11/29	DeShields	Jordan	Russell	Powe	Okot
at Georgia Tech 12/4	DeShields	Jordan	Russell	Powe	Okot
at Chicago State 12/8	DeShields	Jordan	Russell	Powe	Okot
vs. Belmont 12/14	DeShields	Jordan	Russell	Powe	Okot
at ULM 12/17	DeShields	Jordan	Russell	Powe	Okot
at UMEs 12/20	DeShields	McPhaul	Jordan	Prater	Okot
SCSU 12/29	DeShields	Jordan	Russell	Prater	Okot
at Kentucky 1/2	DeShields	Jordan	Russell	Powe	Okot
South Carolina 1/5	DeShields	Jordan	Russell	Powe	Okot
Oklahoma 1/9	DeShields	Jordan	Russell	Powe	Okot
at Georgia 1/12	DeShields	Jordan	Russell	Powe	Okot
at Tennessee 1/16	DeShields	Jordan	Russell	Powe	Okot
Ole Miss 1/19	DeShields	Jordan	Russell	Powe	Okot
Auburn 1/23	DeShields	Jordan	Russell	Powe	Okot
at Missouri 1/27	DeShields	Jordan	Russell	Powe	Okot
at LSU 2/2	DeShields	Jordan	Prater	Powe	Okot
Arkansas 2/6	DeShields	Jordan	Prater	Powe	Okot
Alabama 2/9	DeShields	Jordan	Prater	Powe	Okot
at Vanderbilt 2/13	DeShields	Jordan	Prater	Powe	Okot
at Florida 2/16	DeShields	Jordan	Prater	Powe	Okot
Texas A&M 2/23	DeShields	Jordan	Prater	Powe	Okot
Texas 2/27	DeShields	Jordan	Prater	Powe	Okot
at Auburn 3/2	DeShields	Jordan	Prater	Powe	Okot

STARTING LINEUPS WIN/LOSS

14-6	DeShields	Jordan	Russell	Powe	Okot
4-4	DeShields	Jordan	Prater	Powe	Okot
1-0	DeShields	McPhaul	Jordan	Prater	Okot
1-0	DeShields	Jordan	Russell	Prater	Okot

STARTERS/BENCH POINTS PRODUCTION

	MISSISSIPPI STATE		OPPONENT	
	STARTERS	BENCH	STARTERS	BENCH
Memphis 11/7	67	33	44	12
Alcorn State 11/10	43	30	24	21
Alabama State 11/13	52	31	5	24
Chattanooga 11/17	61	8	34	10
Mercer 11/20	54	27	38	6
vs. Jacksonville 11/24	43	37	23	12
vs. Utah 11/28	56	10	50	12
vs. South Florida 11/29	47	12	41	11
at Georgia Tech 12/4	63	12	48	30
at Chicago State 12/8	68	34	26	16
vs. Belmont 12/14	58	15	58	12
at ULM 12/17	56	22	44	26
at UMEs 12/20	50	20	41	11
SCSU 12/29	59	36	21	26
at Kentucky 1/2	39	30	86	5
South Carolina 1/5	45	23	54	41
Oklahoma 1/9	59	22	53	24
at Georgia 1/12	65	14	56	12
at Tennessee 1/16	46	27	63	23
Ole Miss 1/19	50	13	66	5
Auburn 1/23	62	34	48	8
at Missouri 1/27	71	6	66	12
at LSU 2/2	34	33	74	7
Arkansas 2/6	61	17	44	11
Alabama 2/9	42	18	69	11
at Vanderbilt 2/13	67	18	55	22
at Florida 2/16	50	16	59	10
Texas A&M 2/23	60	21	39	16
Texas 2/27	45	19	57	11
at Auburn 3/2	52	21	59	7

TOTALS	1625	657	1445	454
AVERAGES	54.2	21.9	48.2	15.1

2024-25 MISCELLANEOUS STATISTICS

JUMP BALLS WON

Mississippi State	22 (16-6)
Opponents	8 (4-4)
Overtime	

SCORING SUMMARY

ALL GAMES

	1ST	2ND	3RD	4TH	OT	TOTAL
Mississippi State	546 (+84)	552 (+111)	619 (+148)	547 (+34)	20 (+8)	2,284 (+385)
Opponents	462	441	471	513	12	1,899

SEC GAMES

	1ST	2ND	3RD	4TH	OT	TOTAL
Mississippi State	260 (-23)	290 (+17)	329 (+28)	281 (-23)	20 (+8)	1,180 (+7)
Opponents	283	273	301	304	12	1,1173

WIN/LOSS MARGIN

	1	2	3	4	5	6	7	8	9	10-14	15-19	20+
Wins	-	-	1	1	-	-	1	2	-	1	1	13
Losses	1	-	2	1	-	-	-	1	-	2	-	3

LEADS AND DEFICITS

Largest Lead After First Quarter	22 (31-9), at Chicago State, 12/8/24
Largest Halftime Lead	46 (63-17), at Chicago State, 12/8/24
Largest Halftime Lead Blown	5 (39-34), at Georgia Tech, 12/4/24
Largest Halftime Deficit	25, (22-47), vs. Alabama, 2/9/25
Largest Halftime Deficit Overcome	7, (24-31), at Auburn, 3/2/25
Largest 1st Half Lead	46 (63-17), at Chicago State, 12/8/24
Largest 1st Half Lead Blown	7 (7-0, 35-28, 39-32), at Georgia Tech, 12/4/24
Largest 1st Half Deficit	28, (17-45), vs. Alabama, 2/9/25
Largest 1st Half Deficit Overcome	10, (9-19), at Auburn, 3/2/25
Largest Lead After Third Quarter	52 (85-33), at Chicago State, 12/8/24
Largest 2nd Half Lead	62 (100-38, 98-36), at Chicago State, 12/8/24
Largest 2nd Half Lead Blown	9 (2x) Last: (64-55, 66-69), at Florida, 2/16/25
Largest 2nd Half Deficit	29, (66-95), vs. South Carolina, 1/5/25
Largest 2nd Half Deficit Overcome	11, (37-48), vs. Belmont, 12/14/24
Largest Overall Lead	62 (100-38, 98-36), at Chicago State, 12/8/24
Largest Overall Lead Blown	9 (16-5, 53-44), at Missouri, 1/27/25
Largest Overall Deficit	29, (66-95), vs. South Carolina, 1/5/25
Largest Overall Deficit Overcome	11, (37-48), vs. Belmont, 12/14/24
Largest Margin of Victory	60 (102-42), at Chicago State, 12/8/24

HOME/ROAD/NEUTRAL SPLITS

Field Goal% / Opp. Field Goal% At Home	47.1 (413-876) / 38.3 (301-785)
Field Goal% / Opp. Field Goal% On The Road	45.1 (349-773) / 39.2 (305-778)
Field Goal% / Opp. Field Goal% At Neutral Site	44.1 (105-238) / 33.0 (74-224)
Three-Point Field Goal% / Opp. Three-Point Field Goal% At Home	36.2 (102-282) / 29.3 (77-263)
Three-Point Field Goal% / Opp. Three-Point Field Goal% On The Road	32.8 (86-262) / 34.8 (97-279)
Three-Point Field Goal% / Opp. Three-Point Field Goal% At Neutral Site	20.3 (15-74) / 23.2 (22-95)
Free Throw% / Opp Free Throw% At Home	75.6 (164-217) / 70.8 (143-202)
Free Throw% / Opp Free Throw% On The Road	68.1 (130-191) / 79.9 (151-189)
Free Throw% / Opp Free Throw% At Neutral Site	68.8 (53-77) / 71.0 (49-69)
Scoring Average / Opp. Scoring Average At Home	78.0 / 58.7 (+19.3)
Scoring Average / Opp. Scoring Average On The Road	76.2 / 71.5 (+4.7)
Scoring Average / Opp. Scoring Average At Neutral Site	69.5 / 54.8 (+14.8)

ATTENDANCE

	GAMES	RECORD	TOTAL	AVERAGE	HIGHEST
Home	14	10-4	67,233	4,802	6,925
Away	12	6-6	42,892	3,574	11,275
Neutral	4	4-0	6,992	1,748	3,846

MISSISSIPPI STATE QUARTER BREAKDOWN

Most 1st Quarter Points	31, at Chicago State, 12/8/24
Most 2nd Quarter Points	33, vs. Auburn, 1/23/25
Most 3rd Quarter Points	35, vs. Auburn, 1/23/25
Most 4th Quarter Points	32, vs. Belmont, 12/14/24
Most Overtime Points	20, at Vanderbilt, 2/13/25
Fewest 1st Quarter Points	9, (2x) at Vanderbilt, 2/13/25, at Auburn, 3/2/25
Fewest 2nd Quarter Points	9, vs. Ole Miss, 1/19/25
Fewest 3rd Quarter Points	11, vs. South Carolina, 1/5/25
Fewest 4th Quarter Points	7, vs. Alcorn State, 11/10/24
Fewest Overtime Points	20, at Vanderbilt, 2/13/25

OPPONENTS QUARTER BREAKDOWN

Most 1st Quarter Points	26, vs. Alabama, 2/9/25
Most 2nd Quarter Points	29, vs. South Carolina, 1/5/25
Most 3rd Quarter Points	26, vs. South Carolina, 1/5/25
Most 4th Quarter Points	28, vs. Oklahoma, 1/9/25
Most Overtime Points	12, at Vanderbilt, 2/13/25
Fewest 1st Quarter Points	7, vs. Alabama State, 11/13/24
Fewest 2nd Quarter Points	4, vs. Auburn, 1/23/25
Fewest 3rd Quarter Points	1, vs. Alabama State, 11/13/24 (PROGRAM RECORD)*
Fewest 4th Quarter Points	9, at Chicago State, 12/8/24, vs. Jacksonville, 11/24/24
Fewest Overtime Points	12, at Vanderbilt, 2/13/25

**denotes program record for lowest amount of points scored in any quarter.*

HALF BREAKDOWN

Most Mississippi State Half Points	64 (34, 30, 2H), vs. Memphis, 11/7/24
Most Mississippi State 1st Half Points	63 (31, 32), at Chicago State, 12/8/24
Most Mississippi State 2nd Half Points	64 (34, 30), vs. Memphis, 11/7/24
Fewest Mississippi State Half Points	23 (11, 12), vs. Utah, 11/28/24
Fewest Mississippi State 1st Half Points	22, (11, 11), vs. Alabama, 2/9/25
Fewest Mississippi State 2nd Half Points	23 (11, 12), vs. Utah, 11/28/24
Most Opponent Half Points	49 (25, 24, 1H), at Kentucky, 1/2/25
Most Opponent 1st Half Points	49 (25, 24), at Kentucky, 1/2/25
Most Opponent 2nd Half Points	53 (26, 29), vs. South Carolina, 1/5/25
Fewest Opponent Half Points	13 (1, 12, 2H), vs. Alabama State, 11/13/24
Fewest Opponent 1st Half Points	16 (7, 9), vs. Alabama State, 11/13/24
Fewest Opponent 2nd Half Points	13 (1, 12, 2H), vs. Alabama State, 11/13/24

MISSISSIPPI STATE OFFENSIVE PRODUCTION (FIELD-GOAL PERCENTAGE)

10 FG%	
20 FG%	
30 FG% (6, 3-3)	Last: 38.9 at Vanderbilt (Feb. 13)
40 FG% (17, 11-6)	Last: 49.9 at Auburn (Mar. 2)
50 FG% (6, 5-1)	Last: 59.4 vs. SCSU (Dec. 29)
60 FG% (1, 1-0)	Last: 62.3 vs. Auburn (Jan. 23)

(TOTAL GAMES, RECORD IN GAMES)

MISSISSIPPI STATE DEFENSIVE PRODUCTION (OPPONENT FIELD-GOAL PERCENTAGE)

10 FG% (1, 1-0)	Last: 18.9 vs Jacksonville (Nov. 24)
20 FG% (6, 6-0)	Last: 28.8 at Chicago State (Dec. 8)
30 FG% (11, 10-1)	Last: 35.3 at Auburn (Mar. 2)
40 FG% (8, 3-5)	Last: 41.7 vs. Texas (Feb. 27)
50 FG% (4, 0-4)	Last: 50.0 at Florida (Feb. 16)

(TOTAL GAMES, RECORD IN GAMES)

2024-25 SPECIALTY SCORING STATISTICS

	TURNOVERS				PAINT				SECOND CHANCE				FAST BREAKS				BENCH			
	MSU	OPP	MAR	1H/2H	MSU	OPP	MAR	1H/2H	MSU	OPP	MAR	1H/2H	MSU	OPP	MAR	1H/2H	MSU	OPP	MAR	1H/2H
Memphis 11/7	23	4	+19	7/16	46	16	+30	12/34	24	11	+13	8/16	15	11	+4	11/4	33	12	+21	9/24
Alcorn State 11/10	29	9	+20	19/10	30	10	+20	20/10	14	8	+6	8/6	11	1	+10	6/5	30	21	+9	17/13
Alabama State 11/13	36	11	+25	18/18	36	6	+30	14/22	25	9	+16	8/17	12	0	+12	6/6	31	24	+7	13/18
Chattanooga 11/17	19	6	+13	7/12	36	12	+24	12/24	13	21	-8	5/8	7	6	+1	2/5	8	10	-2	6/2
Mercer 11/20	17	12	+5	9/8	44	14	+30	20/24	7	2	+5	2/5	7	13	-6	2/5	27	6	+21	9/18
vs. Jacksonville 11/24	21	12	+9	5/16	50	18	+32	20/30	20	4	+16	10/10	11	1	+10	2/9	37	12	+25	12/25
vs. Utah 11/28	15	24	-9	3/12	28	24	+4	8/20	14	13	+1	2/12	5	5	-	0/5	10	12	-2	7/3
vs. South Florida 11/29	19	4	+15	11/8	38	26	+12	20/18	9	5	+4	7/2	10	5	+5	5/5	12	11	+1	2/10
at Georgia Tech 12/4	2	13	-11	0/2	42	34	+8	26/16	0	9	-9	0/0	11	4	+7	9/2	12	30	-18	6/6
at Chicago State 12/8	32	12	+20	19/13	50	22	+28	26/24	22	9	+13	10/12	16	8	+8	10/6	34	16	+18	19/15
vs. Belmont 12/14	12	16	-4	6/6	46	24	+22	12/34	18	3	+15	10/8	6	11	-5	0/6	15	12	+3	4/11
at ULM 12/17	16	24	-8	10/6	44	24	+20	26/18	11	15	-4	7/4	7	6	+1	2/5	22	26	-4	16/6
at UMES 12/20	20	6	-14	12/8	50	18	+32	24/26	6	3	+3	2/4	9	0	+9	5/4	20	11	+9	9/11
SCSU 12/29	16	28	-12	10/6	42	16	+26	28/14	15	3	+12	13/2	23	6	+17	13/10	36	26	+10	17/19
at Kentucky 1/2	8	15	-4	2/6	42	12	+30	22/20	18	8	+10	9/9	4	2	+2	0/4	30	5	+25	12/18
South Carolina 1/5	6	23	-17	6/0	42	44	-2	22/20	9	11	-2	5/4	6	15	-9	4/2	23	41	-18	6/17
Oklahoma 1/9	25	12	+13	9/16	30	32	-2	12/18	10	11	-1	4/6	14	20	-6	5/9	22	24	-2	7/15
at Georgia 1/12	8	21	-13	6/2	24	20	+4	6/18	9	17	-8	3/6	4	11	-7	0/4	14	12	+2	14/0
at Tennessee 1/16	14	30	-16	5/9	34	28	+6	18/16	12	9	+3	6/6	21	13	+8	10/11	27	23	+4	10/17
Ole Miss 1/19	10	26	-16	0/10	30	42	-12	14/16	7	5	+2	2/5	7	6	+1	0/7	13	5	+8	4/9
Auburn 1/23	15	15	0	7/8	56	26	+30	32/24	17	8	+9	10/7	15	4	+11	6/9	34	8	+26	23/11
at Missouri 1/27	8	15	-7	2/6	32	26	+6	14/18	15	13	+2	4/11	13	6	+7	8/5	6	12	-6	4/2
at LSU 2/2	19	23	-4	11/8	36	40	-4	20/16	11	12	-1	6/5	2	11	-9	0/2	33	7	+26	23/10
Arkansas 2/6	27	14	+13	15/12	44	28	+16	24/20	15	5	+10	6/9	12	14	-2	6/6	17	11	+6	10/7
Alabama 2/9	16	11	+5	7/9	26	32	-6	10/16	6	16	-10	2/4	5	18	-13	0/5	18	11	+7	5/13
at Vanderbilt 2/13	17	26	-9	6/11	66	30	+33	20/46	24	9	+15	12/12	8	18	-10	0/8	18	22	-4	7/11
at Florida 2/16	17	24	-7	4/13	20	34	-14	14/6	12	7	+5	7/5	7	7	0	2/5	16	10	+6	10/6
Texas A&M 2/23	18	7	+11	4/14	42	26	+16	22/20	18	9	+9	10/8	17	3	+14	2/15	21	16	+5	9/12
Texas 2/27	10	10	0	8/2	30	22	+8	14/16	14	13	+1	6/8	8	4	+4	2/6	19	11	+8	7/12
at Auburn 3/2	18	20	-2	6/12	38	32	+6	16/22	6	17	-11	2/4	11	17	-6	5/6	21	7	+14	11/10
TOTALS	513	473	+64	234/279	1174	738	+433	548/626	401	285	+116	185/215	304	246	+58	123/171	659	454	+205	308/351
AVERAGES	17.1	15.8	+2.1		39.1	24.6	+14.4		13.4	9.5	+3.9		10.1	8.2	+1.9		22.0	15.1	+6.8	
W/L/T IN EACH STAT	12 (11-1) / 16 (8-8) / 2 (1-1)				24 (19-5) / 6 (1-5) / 0				21 (15-6) / 9 (5-4) / 0				18 (12-6) / 10 (7-3) / 2 (1-1)				22 (15-7) / 8 (5-3) / 0			

2024-25 PLAYER PRODUCTION CHARTS

0 JR. G 5-5 DENIM DESHIELDS					1 R-JR. G 5-9 DESTINEY MCPHAUL			2 GR. G 5-10 JERKAILA JORDAN						
	22-23*	23-24*	24-25	CAREER		24-25	CAREER		20-21*	21-22	22-23	23-24	24-25	CAREER
Double-Double	1	1		2	Double-Double			Double-Double	3	1	7	4		15
10+ Points	19	19	4	42	10+ Points	11	11	10+ Points	23	21	20	27	24	115
20+ Points	5	7		12	20+ Points			20+ Points	10	6	5	11	10	42
30+ Points	1	1		2	30+ Points			30+ Points				1	1	2
3+ 3FG Made	4	1	1	6	3+ 3FG Made	2	2	3+ 3FG Made	6	5	7	2	4	24
5+ Free Throws Made	6	7	1	14	5+ Free Throws Made	2	2	5+ Free Throws Made	6	1	3	8	7	26
5+ Rebounds	7	9		16	5+ Rebounds	2	2	5+ Rebounds	9	16	18	21	18	82
5+ Assists	13	17	7	37	5+ Assists	4	4	5+ Assists	1	1	3	3	1	6
10+ Rebounds					10+ Rebounds			10+ Rebounds	3	2	7	7	4	16
10+ Assists	2	2		4	10+ Assists			10+ Assists						
3+ Blocks					3+ Blocks			3+ Blocks	2	1	1	2	2	7
3+ Steals	2	6	4	12	3+ Steals	4	4	3+ Steals	9	10	14	13	8	54
* AT UAB (2022-24)								* AT TULANE (2020-21)						

4 GR. G/F 6-0 ENIYA RUSSELL							5 GR. G/F 5-10 CHANDLER PRATER						
20-21*	21-22*	22-23!	23-24!	24-25	CAREER		20-21*	21-22*	22-23*	23-24!	24-25	CAREER	
Double-Double				1	1		Double-Double		4	1		5	
10+ Points	2		2	16	20		10+ Points	3	11	14	3	39	
20+ Points			4	2	6		20+ Points		2			2	
30+ Points							30+ Points						
3+ 3FG Made				5	5		3+ 3FG Made		1		1	2	
5+ Free Throws Made	1		5	1	7		5+ Free Throws Made		2	3	1	6	
5+ Rebounds	1	1	10	16	28		5+ Rebounds	1	13	19	3	47	
5+ Assists			2	10	12		5+ Assists		1	5	1	7	
10+ Rebounds				2	2		10+ Rebounds			6	1	7	
10+ Assists							10+ Assists						
3+ Blocks							3+ Blocks			2		2	
3+ Steals			1	1	2		3+ Steals	1	2	9	1	13	
! AT KENTUCKY (2022-24), * AT SOUTH CAROLINA (2020-22)							! AT OKLAHOMA STATE (2023-24), * AT KANSAS (2020-23)						

8 FR. G/F 6-2 ANAISHA CARRIERE		
24-25	CAREER	
Double-Double		
10+ Points		
20+ Points		
30+ Points		
3+ 3FG Made		
5+ Free Throws Made		
5+ Rebounds		
5+ Assists		
10+ Rebounds		
10+ Assists		
3+ Blocks		
3+ Steals		

2024-25 PLAYER PRODUCTION CHARTS

11 | FR. | F | 6-2 | TAHJ-MONET BLOOM

	24-25	CAREER
Double-Double		
10+ Points		
20+ Points		
30+ Points		
3+ 3FG Made.....		
5+ Free Throws Made		
5+ Rebounds.....		
5+ Assists.....		
10+ Rebounds		
10+ Assists.....		
3+ Blocks		
3+ Steals		

13 | R-FR. | C | 6-7 | ROCÍO JIMÉNEZ

	24-25	CAREER
Double-Double		
10+ Points		
20+ Points		
30+ Points		
3+ 3FG Made.....		
5+ Free Throws Made		
5+ Rebounds.....		
5+ Assists.....		
10+ Rebounds		
10+ Assists.....		
3+ Blocks		
3+ Steals		

14 | SR. | F/C | 6-2 | KAYLA THOMAS

	21-22*	22-23*	23-24!	24-25	CAREER
Double-Double			1		1
10+ Points		7			7
20+ Points					
30+ Points					
3+ 3FG Made.....					
5+ Free Throws Made	1				1
5+ Rebounds.....	1	11			12
5+ Assists.....					
10+ Rebounds	1				1
10+ Assists.....					
3+ Blocks					
3+ Steals					

! AT GEORGIA SOUTHERN (2023-24), * AT PENN STATE (2021-23)

15 | JR. | C | 6-6 | MADINA OKOT

	24-25	CAREER
Double-Double	10	10
10+ Points	19	19
20+ Points	2	2
30+ Points		
3+ 3FG Made.....		
5+ Free Throws Made		
5+ Rebounds.....	27	27
5+ Assists.....		
10+ Rebounds	15	15
10+ Assists.....		
3+ Blocks	2	2
3+ Steals	4	4

21 | JR. | G/F | 6-1 | DEBREASHA POWE

	22-23	23-24	24-25	CAREER
Double-Double	2			2
10+ Points	10	13	10	33
20+ Points	1	2		3
30+ Points				
3+ 3FG Made.....	3	10	12	25
5+ Free Throws Made		1		1
5+ Rebounds.....	19	10	6	35
5+ Assists.....				
10+ Rebounds	2			2
10+ Assists.....				
3+ Blocks	1	1	1	3
3+ Steals	4	2	2	8

24 | SO. | F/C | 6-5 | QUANIRAH MONTAGUE

	23-24	24-25	CAREER
Double-Double	1	1	2
10+ Points	1	3	4
20+ Points			
30+ Points			
3+ 3FG Made.....			
5+ Free Throws Made			
5+ Rebounds.....	4	13	17
5+ Assists.....			
10+ Rebounds	1	2	3
10+ Assists.....			
3+ Blocks	2	1	3
3+ Steals			

THE LAST TIME

A MISSISSIPPI STATE TEAM

Won 30 Consecutive Games	32, 11/10/17-3/3/18
Won 10 Consecutive Home Games	32, 3/17/17-2/10/19
Won 10 Consecutive Road Games	14, 12/20/18-1/9/20
Lost Five Consecutive Games	5, 2/11/24-2/29/24
Defeated A No. 1 Team	vs. No. 1 UConn 66-64, 3/31/17
Defeated A Top-10 Team	vs. No. 10/11 Oklahoma 81-77, 1/9/25
Defeated A Top-10 Team At Home	vs. No. 10/11 Oklahoma 81-77, 1/9/25
Defeated A Top-25 Team	vs. No. 10/11 Oklahoma 81-77, 1/9/25
Defeated A Top-25 Team On The Road	at No. 23 Tennessee 72-55, 2/6/20
Overcame A 10-Point Deficit To Win	11, vs. Belmont, 12/14/24
Overcame A 10-Point Halftime Deficit To Win	11, at Auburn, 2/21/20
Overcame A Five-Point Deficit In Fourth Quarter To Win	6, at Kentucky, 2/1/24
Won An Overtime Game	at Kentucky, 77-74 (OT), 2/1/24
Lost An Overtime Game	at Ole Miss, 71-75 (OT), 2/18/24
Won A Double Overtime Game	at Vanderbilt, 85-77 (2OT), 2/13/25
Lost A Double Overtime Game	at Kentucky, 90-92 (2OT), 2/12/15
Scored 100 Points	102, at Chicago State, 12/8/24
Scored 100 Points In Three-Straight Games	4, 11/15/18-11/24/18
Scored 100 Points At Home	100, vs. Memphis, 11/7/24
Scored 100 Points On The Road	102, at Chicago State, 12/8/24
Scored 100 Points At Neutral Site	102, vs. Tulsa, 11/26/23
Scored 90 Points	96, vs. Auburn, 1/23/25
Scored 90 Points On The Road	102, at Chicago State, 12/8/24
Two Players Score 30 Points	McCowan (35) and Vivians (30), vs. Oregon, 12/13/17
Three Players Score 20 Points	Espinoza-Hunter (24), McCowan (24), Scott (20), vs. Arkansas, 3/10/19
Two Players Score 20 Points	Jordan (21) and Okot (21), at Vanderbilt, 2/13/25
Made 50 Field Goals	53, vs. Judson College, 2/24/86
Made 40 Field Goals	40, at Chicago State, 12/8/24
Attempted 80 Field Goals	87, vs. McNeese State, 12/1/21
Attempted 90 Field Goals	90 at Vanderbilt, 2/13/25
Attempted 100 Field Goals	104, vs. Montevallo 11/19/79
Shot 60% from the field	62.3, vs. Auburn, 1/23/25
Shot 55% from the field	59.4, vs. South Carolina State, 12/29/24
Made 10 Three-Point Field Goals	14, at Georgia, 1/12/25
Made 15 Three-Point Field Goals	18, vs. Troy, 12/14/20
Attempted 30 Three-Point Field Goals	31, at LSU, 2/2/25
Shot 55% From Three	55.0 (11-20), vs. Missouri, 3/3/24
Shot 60% From Three	62.5 (5-8), at Ole Miss, 3/1/20
Shot 65% From Three	68.8 (11-16), vs. Old Dominion 12/19/22
Made 25 Free Throws	25, vs. Grambling State, 12/4/22
Made 30 Free Throws	33, vs. Louisiana Tech, 12/11/14
Attempted 30 Free Throws	38, vs. Mississippi Valley State, 12/29/23
Attempted 45 Free Throws	46, vs. Louisiana Tech, 12/11/14
Shot 90% From Free Throw Line (Min. 10 Made)	95 (20-21), vs. Chattanooga, 11/17/24
Had 65 Rebounds	65, at Vanderbilt, 2/13/25
Had 70 Rebounds	70, vs. Alcorn State, 11/6/23
Had 75 Rebounds	78, vs. Judson College, 2/24/86
Had 25 Assists	27, vs. South Carolina State, 12/29/24
Had 35 Assists	37, vs. Memphis, 1/3/80
Had 10 Blocked Shots	12, vs. Mississippi Valley State, 12/29/23
Had 15 Steals	16, vs. South Carolina State, 12/29/24
Had 20 Steals	20, vs. Mississippi Valley State, 11/24/15
Had 30 Steals	30, vs. New Orleans, 11/17/13
Had Four Freshmen Start A Single Game	4, at Vanderbilt, 1/12/06

AN OPPONENT

Scored 35 Points Or Less	35, vs. Jacksonville, 11/24/24
Scored 30 Points Or Less	29, vs. Alabama State, 11/13/24
Shot 60% From The Field	61.0%, vs. Florida, 2/11/24
Shot 55% From The Field	55.8%, vs. Clemson, 11/24/23
Shot Below 20% From The Field	18.9%, vs. Jacksonville, 11/24/24
Made 10 Or Less Field Goals	10, vs. Jacksonville, 11/24/24

A MISSISSIPPI STATE PLAYER

Scored 30 Points	36, Jerkaila Jordan at Penn State, 3/28/24
Scored 40 Points	40, Jerkaila Jordan at Missouri, 1/27/25
Scored 45 Points	47, Tan White vs. Vanderbilt (2OT), 2/3/05
Scored In Double Figures In 100-Straight Games	125, LaToya Thomas, 11/19/99-3/24/03
Scored In Double Figures In 10-Straight Games	17, Anastasia Hayes, 12/1/21-2/3/22
Scored 30 Points In Two-Straight Games	Tan White, vs. Arkansas, 3/3/05, vs. Auburn, 2/27/05
Scored 20 Points In Five-Straight Games	5, Jerkaila Jordan, 11/29/24-12/17/24
Scored 20 Points In 10-Straight Games	12, LaToya Thomas, 2/1/01-3/20/01
Had All Five Starters In Double Figures	vs. Tulsa, 11/26/23
Had Six Players Scored In Double Figures	6, vs South Carolina State, 12/29/24
Had Five Players Scored In Double Figures In Two-Straight Games	2, vs. Murray State, 11/15/19, vs. Troy, 11/18/19
Made 15 Field Goals	18, Rickea Jackson vs. McNeese State, 12/1/21
Made 20 Field Goals	20, LaToya Thomas vs. Tulsa, 11/17/02
Made 10 Three-Point Field Goals	10, Lauren Park-Lane at Colorado State, 12/20/23
Made 10 Free Throws	10, Jerkaila Jordan at Penn Sate, 3/28/24
Made 15 Free Throws	18, Jennifer Fambrough vs. Northwestern State, 12/19/98
Had 15 Rebounds	15, Madina Okot and Jerkaila Jordan vs. Belmont, 12/14/24
Had 20 Rebounds	23, Madina Okot at Vanderbilt, 2/13/25
Had 25 Rebounds	25, Teaira McCowan vs. Louisville, 3/30/18
Had 10 Rebounds In Five-Straight Games	7, Teaira McCowan, 2/28/19-3/24/19
Had Four Players Record 10 Rebounds	Barnum, Carter, Montague, Rogers, vs. Mississippi Valley State, 2/29/23
Had 10 Offensive Rebounds	11, Jessika Carter vs. Jackson State, 12/14/23
Had 10 Defensive Rebounds	11, Jerkaila Jordan, vs. Belmont, 12/14/24
Had 15 Defensive Rebounds	16, Jessika Carter vs. Kentucky, 2/22/24
Had 10 Assists	10, Darrione Rogers vs. Mississippi Valley State, 11/29/23
Had 15 Assists	17, Polly Branch vs. Bryan, 2/1/86
Blocked Five Shots	5, Jerkaila Jordan, at Chicago State, 12/8/24
Blocked 10 Shots	10, Martha Alwal vs. Jacksonville State, 11/11/11
Had Six Steals	6, Miracle Sheppard vs. LSU, 1/29/24
Had Seven Steals	7, Miracle Sheppard vs. Kennesaw State, 12/11/23
Had 20 Points And 10 Assists	Lauren Park-Lane, 20 points and 10 assists vs. Miami (Fla.), 11/29/23
Had 15 Points And 15 Rebounds	Jerkaila Jordan, 24 points and 15 rebounds, vs. Belmont 12/14/24
Had 20 Points And 15 Rebounds	Jerkaila Jordan, 24 points and 15 rebounds, vs. Belmont12/14/24
Had 20 Points And 20 Rebounds	Madina Okot, 21 points and 23 rebounds at Vanderbilt, 2/13/25
Had A Double-Double In Three-Straight Games	3, Madina Okot, 12/8/24-12/17/24
Had A Double-Double In Five-Straight Games	8, Teaira McCowan, 2/28/19-3/29/19
Had Two Players Record A Double-Double	Jordan, Okot vs. Arkansas, 2/6/25
Had Three Players Record A Double-Double	Barnum, Carter, Montague vs. Mississippi Valley State, 2/29/23
Had 10 Double-Doubles In A Season	10 (and counting), Madina Okot, 2024-25
Had A Triple-Double	Darrione Rogers, 14 points, 12 rebounds, 10 assists vs. Mississippi Valley State, 12/29/23
Had 15 Points, 10 Rebounds and Five Steals	Madina Okot, 17 points, 12 rebounds, Five steals, vs. Alabama State, 11/13/24
Had 15 Points, 10 Rebounds and Five Assists	Eniya Russell, 16 points, 10 rebounds, six assists at UMES, 12/20/24

MISSISSIPPI STATE WOMEN'S BASKETBALL

2024-25 BOX SCORES

1

MISSISSIPPI STATE 100, MEMPHIS 56

Nov. 7, 2024 | Starkville, Miss. | Humphrey Coliseum | 4,971



Official Basketball Box Score - Final
Memphis at Mississippi St.
11/07/24 Humphrey Coliseum, Starkville
2024-25 Women's Basketball

Game Time: 6:32 PM
Game Duration: 1:52
Attendance: 4,971

Officials: Natasha Curry, Leah Lanie, Nic Cappel

Memphis - 56

Record: 1-1

NO. Name	Min	FG	3P	FT	Rebounds	Fouls	TP	AS	TO	ST	Blocks	+/
		M-A	M-A	M-A	OR DR TOT	PF FD					BS BA	
7 Hannah Riddick	34:48	1-14	0-1	1-2	1 4 5	3 2 3	0	2	1	1	3	-36
30 Alasia Smith	F 19:31	3-6	1-2	3-3	3 2 5	3 6 10	1	1	1	1	0	-35
34 Quinzia Fulmore	F 23:55	2-7	0-0	1-3	6 2 8	3 4 5	0	0	0	1	3	-28
1 Tilly Bolser	G 34:24	8-18	4-12	3-3	1 1 2	4 2 23	1	3	0	1	1	-33
11 Tanyuel Welch	G 13:52	1-7	1-3	0-2	0 2 2	0 1 3	1	0	1	0	1	-12
10 Bailey Gilmore	13:25	0-2	0-0	0-0	0 0 0	5 0 0	0	0	0	0	0	-9
3 Elauris Eaton	27:15	2-10	1-6	0-0	1 0 1	1 0 5	1	4	0	0	0	-21
22 Layken Cox	07:52	0-1	0-0	0-0	0 0 0	2 1 0	0	0	0	0	1	-15
23 Raven Sims	19:24	1-2	0-1	2-4	2 2 4	2 3 4	4	4	1	0	0	-17
24 Tamyia Smith	05:34	1-3	1-2	0-0	0 0 0	0 0 3	0	0	0	0	0	-14
Team					3 3 6	0 0	0	0	0	0	0	
Totals		19-70	8-29	10-17	17 16 33	23 19 56	8	14	4	4	9	-44

Technical Fouls: NONE

Shooting By Period	1st FG%	2nd FG%	3rd FG%	4th FG%	GM FG%
	5-17 29.4%	2-5 40.0%	2-9 22.2%	3-12 25.0%	19-70 27.1%
	3-17 17.6%	1-3 33.3%	2-9 22.2%	3-12 25.0%	8-29 27.6%
	3-17 17.6%	1-3 33.3%	2-9 22.2%	3-12 25.0%	10-17 58.8%
Dead Ball Rebounds: 3					

Mississippi St. - 100

Record: 1-0

NO. Name	Min	FG	3P	FT	Rebounds	Fouls	TP	AS	TO	ST	Blocks	+/
		M-A	M-A	M-A	OR DR TOT	PF FD					BS BA	
15 Madina Okot	C 22:44	5-8	0-0	4-8	6 11 17	3 7 14	0	3	0	3	1	18
0 Denim DeShields	G 27:59	3-5	0-2	3-3	0 1 1	2 3 9	2	1	2	0	0	29
2 Jerkalla Jordan	G 18:22	1-11	0-2	0-0	4 2 6	3 1 2	3	1	0	0	0	12
4 Eniya Russell	G 24:52	10-15	4-8	2-3	1 2 3	1 2 26	1	3	0	0	0	30
21 Debraasha Powe	G 30:41	6-10	4-7	0-0	2 5 7	2 0 16	4	0	1	3	1	36
1 Destiny McPhaul	21:25	4-7	0-2	3-5	0 4 4	0 4 11	3	0	3	0	0	20
3 Terren Ward	04:17	0-1	0-0	0-0	0 1 1	0 1 0	0	1	0	0	0	4
5 Chandler Prater	16:22	3-7	0-1	3-3	3 6 9	5 2 9	1	2	1	1	1	21
24 Quanirah Montague	18:06	2-5	0-1	1-1	2 6 8	2 1 5	0	2	0	0	1	23
14 Kayla Thomas	06:33	0-0	0-0	2-2	1 0 1	1 2 2	0	1	0	1	0	12
6 Shakirah Edwards	06:59	2-3	0-1	0-0	0 0 0	0 0 4	0	0	0	1	1	11
8 Anaisha Carriere	01:40	1-1	0-0	0-0	2 0 2	0 0 0	2	0	0	0	0	4
Team					1 1 2	0 0	0	0	0	0	0	
Totals		37-73	8-24	18-25	23 38 61	19 23 100	15	13	7	9	4	44

Technical Fouls: NONE

Shooting By Period	1st FG%	2nd FG%	3rd FG%	4th FG%	GM FG%
	9-19 47.4%	2-8 25.0%	3-4 75%	1-5 20.0%	15-42 35.7%
	3-17 17.6%	1-3 33.3%	2-9 22.2%	3-12 25.0%	8-24 33.3%
	3-17 17.6%	1-3 33.3%	2-9 22.2%	3-12 25.0%	18-25 72.0%
Dead Ball Rebounds: 3					

	MEM	MSU
Biggest lead	0 (1 st 10:00)	44 (4 th 0:08)
Best Scoring Run	3 (1 st 7:05)	10 (4 th 5:56)
Lead Changes	0	
Times Tied	0	
Time with Lead	00:00	38:43

Points from Turnovers	MEM	MSU
	4	23
Paint	16	46
Second Chance	11	24
Fast Breaks	11	15
Bench	12	33

2

MISSISSIPPI STATE 73, ALCORN STATE 45

Nov. 10, 2024 | Starkville, Miss. | Humphrey Coliseum | 4,504



Official Basketball Box Score - Final
Alcorn at Mississippi St.
11/10/24 Humphrey Coliseum, Starkville
2024-25 Women's Basketball

Game Time: 4:31 PM
Game Duration: 1:55
Attendance: 4,504

Officials: Eric Koch, Demoya Pugh, Adrienne Gilmore-Nichols

Alcorn - 45

Record: 1-2

NO. Name	Min	FG	3P	FT	Rebounds	Fouls	TP	AS	TO	ST	Blocks	+/
		M-A	M-A	M-A	OR DR TOT	PF FD					BS BA	
2 Nakia Cheatham	F 29:51	4-10	3-6	0-0	0 3 3	3 2 11	0	1	0	0	0	-27
5 Destiny Brown	F 20:36	3-6	0-0	2-2	1 3 4	4 1 8	0	5	0	1	1	-7
1 Ashanti Broussard	G 31:55	0-3	0-1	1-2	0 4 4	3 4 1	2	1	2	0	0	-14
24 Kiarra Henderson	G 25:13	1-8	0-3	2-2	0 4 4	3 2 4	3	2	1	0	0	-7
30 Maya Clayton	G 14:12	0-1	0-0	0-0	0 1 1	0 0 0	1	0	1	0	0	-8
0 ZylNia White	22:10	3-9	0-1	1-4	2 1 3	3 2 7	2	1	0	0	0	-19
20 Sharmayne Finley	07:45	1-6	1-3	1-2	0 0 0	0 1 4	0	1	0	0	0	-16
4 Kallyn Watkins	05:16	1-2	0-0	2-2	1 1 2	1 2 4	0	2	0	0	1	-9
11 Layah Houston	17:42	1-3	1-1	0-0	1 0 1	3 1 3	1	2	1	0	1	-19
10 Dalaysia Hurt-Floyd	07:23	0-1	0-0	0-0	0 0 0	0 0 0	0	1	3	1	0	-9
14 Arene Iyemekpolor	11:14	1-3	1-2	0-0	0 0 0	2 0 3	1	2	1	0	0	-7
15 Jeanee Anderson	06:43	0-1	0-0	0-0	0 0 0	0 0 0	0	0	0	0	0	2
Team					4 3 7	0 0	0	1	1	0	0	
Totals		15-53	6-19	9-14	9 20 29	22 15 45	11	21	7	1	6	-28

Technical Fouls: NONE

Shooting By Period	1st FG%	2nd FG%	3rd FG%	4th FG%	GM FG%
	6-13 46.2%	5-8 62.5%	2-14 14.3%	5-14 35.7%	15-53 28.3%
	3-17 17.6%	1-3 33.3%	2-9 22.2%	3-12 25.0%	6-19 31.6%
	3-17 17.6%	1-3 33.3%	2-9 22.2%	3-12 25.0%	9-14 64.3%
Dead Ball Rebounds: 3					

Mississippi St. - 73

Record: 2-0

NO. Name	Min	FG	3P	FT	Rebounds	Fouls	TP	AS	TO	ST	Blocks	+/
		M-A	M-A	M-A	OR DR TOT	PF FD					BS BA	
15 Madina Okot	C 16:45	0-3	0-0	1-2	1 5 6	1 1 1	0	2	2	2	1	0
0 Denim DeShields	G 23:47	2-3	1-1	0-0	1 0 1	1 3 5	2	3	1	0	0	21
2 Jerkalla Jordan	G 27:46	7-18	1-6	5-6	2 5 7	2 6 20	4	2	2	0	0	20
4 Eniya Russell	G 27:48	3-6	0-2	2-4	0 10 10	4 3 8	2	5	1	0	0	15
21 Debraasha Powe	G 35:08	4-9	1-5	0-0	1 2 3	1 0 9	2	1	2	1	0	19
1 Destiny McPhaul	22:15	5-6	3-3	2-2	0 2 2	4 4 15	2	3	0	0	0	18
5 Chandler Prater	18:05	2-5	1-2	0-0	1 6 7	0 1 5	0	2	2	0	0	13
24 Quanirah Montague	14:37	1-2	0-0	3-4	1 1 2	1 3 5	5	0	1	1	0	11
14 Kayla Thomas	11:39	2-4	0-0	1-1	2 0 2	0 1 5	0	0	0	2	0	21
6 Shakirah Edwards	02:10	0-0	0-0	0-0	0 0 0	1 0 0	0	1	0	1	0	2
Team					2 0 2	0 0	0	0	0	0	0	
Totals		26-56	7-19	14-19	11 31 42	15 22 73	12	20	11	6	1	28

Technical Fouls: NONE

Shooting By Period	1st FG%	2nd FG%	3rd FG%	4th FG%	GM FG%
	9-19 47.4%	6-13 46.2%	5-8 62.5%	5-14 35.7%	26-56 46.4%
	3-17 17.6%	1-3 33.3%	2-9 22.2%	3-12 25.0%	7-19 36.8%
	3-17 17.6%	1-3 33.3%	2-9 22.2%	3-12 25.0%	14-19 73.7%
Dead Ball Rebounds: 3					

	ASU	MSU
Biggest lead	3 (1 st 8:54)	35 (4 th 8:21)
Best Scoring Run	9 (4 th 1:47)	16 (2 nd 2:32)
Lead Changes	3	
Times Tied	1	
Time with Lead	03:28	34:53

Points from Turnovers	ASU	MSU
	9	29
Paint	10	30
Second Chance	8	14
Fast Breaks	1	11
Bench	21	30

3

MISSISSIPPI STATE 83, ALABAMA STATE 29

Nov. 13, 2024 | Starkville, Miss. | Humphrey Coliseum | 6,585



Official Basketball Box Score - Final
Alabama St. at Mississippi St.
11/13/24 Humphrey Coliseum, Starkville
2024-25 Women's Basketball

Game Time: 11:02 AM
Game Duration: 1:43
Attendance: 6,585

Officials: William L. (Billy) Smith, Denise Brooks, Jody Carrell

Alabama St. - 29

Record: 2-1

NO. Name	Min	FG	3P	FT	Rebounds	Fouls	TP	AS	TO	ST	Blocks	+/
		M-A	M-A	M-A	OR DR TOT	PF FD					BS BA	
11 Justina Graham	F 15:39	1-5	0-0	0-0	1 2 3	1 0 2	0	2	1	0	0	-30
20 Cordasia Harris	F 08:43	0-0	0-0	1-2	0 4 4	2 2 1	0	1	0	0	0	-18
5 Solangele Akridge	G 31:46	0-9	0-5	0-0	0 1 1	1 4 2	0	3	6	1	0	-46
0 M'ariyah Tucker	G 12:02	0-3	0-0	1 3 4	2 1 0	0 2 1	0	2	1	0	0	-16
23 Taylor Smith	G 18:06	1-6	0-3	0-0	1 3 4	3 2 0	2	0	1	0	0	-30
0 Amari Franklin	19:47	0-1	0-0	0-0	2 2 2	1 0 1	6	0	0	0	0	-30
30 Anaja Hall	15:08	1-3	0-1	0-0	1 1 2	2 0 0	0	0	0	0	0	-26
1 Alanah Pooler	26:41	2-3	1-1	1-2	0 1 1	3 2 6	0	1	2	0	1	-20
4 Kaitlyn Bryant	30:35	6-15	3-5	1-1	2 0 2	0 1 16	0	3	2	1	0	-32
15 Ashley Gray	16:55	0-2	0-0	0-1	1 2 0	1 0 1	0	1	0	0	0	-21
42 Camariyana Tavares	04:39	0-0	0-0	0-0	0 0 0	0 0 0	0	0	0	0	0	-1
Team					2 3 5	0 0	0	4	0	0	0	
Totals		11-49	4-22	3-5	9 20 29	16 10 29	5	26	7	1	1	-54

Technical Fouls: NONE

Shooting By Period	1st FG%	2nd FG%	3rd FG%	4th FG%	GM FG%
	3-12 25.0%	1-6 16.7%	0-0 0%	1-2 50%	5-20 25.0%
	3-12 25.0%	1-6 16.7%	0-0 0%	1-2 50%	5-20 25.0%
	3-12 25.0%	1-6 16.7%	0-0 0%	1-2 50%	5-20 25.0%
Dead Ball Rebounds: 1					

Mississippi St. - 83

Record: 3-0

NO. Name	Min	FG	3P	FT	Rebounds	Fouls	TP	AS	TO	ST	Blocks	+/
		M-A	M-A	M-A	OR DR TOT	PF FD					BS BA	
15 Madina Okot	C 24:60	8-9	0-0	1-2	3 9 12	2 4 17	1	2	5	0	0	44

MISSISSIPPI STATE WOMEN'S BASKETBALL

2024-25 BOX SCORES

5

MISSISSIPPI STATE 81, MERCER 44

Nov. 20, 2024 | Starkville, Miss. | Humphrey Coliseum | 4,003



6

MISSISSIPPI STATE 80, JACKSONVILLE 35

Nov. 24, 2024 | Kissimmee, Fla. | State Farm Field House | 1,310



Official Basketball Box Score - Final
Mercer at Mississippi St.
11/20/24 Humphrey Coliseum, Starkville
2024-25 Women's Basketball

Game Time: 6:32 PM
Game Duration: 1:39
Attendance: 4,003

Officials: Puatani Spurlock, Kevin Pethel, Teresa Stuck

Mercer - 44

Record: 2-3

NO. Name		Min	FG M-A	3P M-A	FT M-A	Rebounds OR DR TOT	Fouls PF FD	TP	AS	TO	ST	Blocks BS BA	+/	
2 Ariana Bennett	F	25:42	4-6	0-0	2-3	2 0 2	2 2	10	0	3	0	0	1	-19
23 Ashlee Locke	F	31:27	2-11	0-1	0-0	2 2 4	1 0	4	1	2	1	3	29	-
7 Aliyah Collins	G	33:25	2-4	0-1	2-2	0 5 5	1 1	6	3	5	2	0	0	-33
9 Nahwa Djarra	G	30:53	2-7	0-1	0-0	0 7 7	3 2	4	1	2	0	0	0	-25
15 Aspen Johnson	G	34:01	3-9	0-1	8-8	0 3 3	2 5	14	4	1	3	1	38	-
21 Chelsey Bautista		15:53	1-3	0-0	1-2	0 3 3	2 1	3	0	1	1	0	0	-18
4 Hanna Knoll		09:51	1-6	1-6	0-0	0 2 2	1 0	3	3	0	0	0	1	-5
12 Kayla Smith		09:31	0-5	0-5	0-0	0 0 0	1 0	0	0	1	0	0	0	-4
41 Zenia Palaska		03:01	0-1	0-1	0-0	0 1 1	0 0	1	0	0	1	0	0	-1
11 Stephanie Utomi		03:57	0-2	0-1	0-0	0 0 0	1 0	0	0	0	0	0	0	-7
25 Talia Harris		02:20	0-0	0-0	0-0	0 0 0	0 0	0	0	0	0	0	0	-6
Team						0 0 0								
Totals			15-54	1-17	13-15	4 23 27	14 12	44	9	16	7	2	6	-37

Technical Fouls:NONE

Shooting By Period	1st	2nd	3rd	4th	GM
1st FG%	4-15	26.7%			
3PT%	0-1	0.0%			
FT%	2-4	50%			
2nd FG%	2-9	22.2%			
3PT%	0-3	0.0%			
FT%	4-4	100%			
3rd FG%	2-12	16.7%			
3PT%	0-4	0.0%			
FT%	3-3	100%			
4th FG%	7-18	38.9%			
3PT%	1-9	11.1%			
FT%	4-4	100%			
GM FG%	15-54	27.8%			
3PT%	1-17	5.9%			
FT%	13-15	86.7%			

Dead Ball Rebounds: 0, 0

Mississippi St. - 81

Record: 5-0

NO. Name	Min	FG M-A	3P M-A	FT M-A	Rebounds OR DR TOT	Fouls PF FD	TP	AS	TO	ST	Blocks BS BA	+/-	
15 Madina Okot	C 17:33	7-10	0-0	1-2	5 3 8	1 1	15	2	2	2	0	36	
0 Denim DeShields	G 23:47	1-2	1-2	0-0	1 0 1	0 3	3	5	2	3	0	38	
2 Jerkalla Jordan	G 23:31	6-12	3-4	0-0	2 9 11	1 2	15	5	0	1	0	40	
4 Eniya Russell	G 23:17	3-9	1-2	1-2	1 5 6	2 1	8	6	2	3	0	29	
21 Debraasha Powe	G 24:44	5-7	3-5	0-1	0 5 5	1 2	13	1	1	0	0	39	
1 Destiny McPhaul	24:15	3-6	2-3	0-0	0 4 4	3 1	8	2	2	0	0	6	
24 Quanirah Montague	13:16	4-6	0-1	0-1	0 3 3	1 2	8	0	1	0	1	13	
5 Chandler Prater	17:28	1-3	0-2	1-2	0 3 3	1 1	3	3	4	1	0	11	
3 Terren Ward	13:07	1-4	0-2	2-2	0 3 3	1 1	4	0	0	1	0	-7	
14 Kayla Thomas	11:04	2-2	0-0	0-0	0 0 0	0 0	4	0	1	1	0	-10	
6 Shakirah Edwards	05:46	0-1	0-0	0-0	0 1 1	1 0	0	2	1	0	0	-4	
8 Anaisha Carriere	02:08	0-1	0-1	0-0	0 0 0	0 0	0	0	0	0	0	-6	
Team					2 1 3								
Totals		33-63	10-22	5-10	11 37 48	12 14	81	26	16	9	6	2	37

Technical Fouls:NONE

Shooting By Period	1st	2nd	3rd	4th	GM
1st FG%	9-15	60.0%			
3PT%	3-7	42.9%			
FT%	0-1	0.0%			
2nd FG%	7-16	43.8%			
3PT%	3-6	50.0%			
FT%	0-0	0.0%			
3rd FG%	13-20	65.0%			
3PT%	4-5	80.0%			
FT%	2-5	40%			
4th FG%	4-12	33.3%			
3PT%	0-4	0.0%			
FT%	3-4	75%			
GM FG%	33-63	52.4%			
3PT%	10-22	45.5%			
FT%	5-10	50.0%			

Dead Ball Rebounds: 1, 0

	MER	MSU
Biggest lead	0 (1 st 10:00)	45 (3 rd 0:10)
Best Scoring Run	6 (4 th 1:37)	12 (3 rd 6:16)
Lead Changes	0	
Times Tied	0	
Time with Lead	00:00	39:05

Points from	MER	MSU
Turnovers	12	17
Paint	14	14
Second Chance	2	7
Fast Breaks	13	7
Bench	6	27

Period by Period Scoring	1st	2nd	3rd	4th	TOT
MER	10	8	7	19	44
MSU	21	17	32	11	81



Official Basketball Box Score - Final
Mississippi St. at Jacksonville
11/24/24 State Farm Field House, Kissimmee
2024-25 Women's Basketball

Game Time: 3:30 PM
Game Duration: 1:55
Attendance: 1,310

Officials: Deanna Jackson, Maggie Tieman, Tasha Smith

Mississippi St. - 80

Record: 6-0

No.	Name		Min	FG M-A	3P M-A	FT M-A	Rebounds OR DR TOT	Fouls PF FD	TP	AS	TO	ST	Blocks BS BA	+/-	
15	Madina Okot	C	18:34	5-7	0-0	1-2	3 4 7	1 2	11	0	3	1	1	0	20
0	Denim DeShields	G	27:16	0-2	0-1	2-2	0 2 2	3 1	2	4	1	1	0	0	30
2	Jerkalla Jordan	G	23:16	5-9	1-5	1-2	1 9 10	2 1	12	2	1	3	0	0	34
4	Eniya Russell	G	22:14	5-10	0-3	2-2	0 3 3	3 2	12	3	3	0	1	0	27
21	Debraasha Powe	G	27:05	2-8	2-6	0-0	1 4 5	0 0	6	2	1	1	2	0	30
24	Quanirah Montague		14:04	8-13	0-2	1-2	6 1 7	0 3	17	1	0	0	0	0	23
1	Destiny McPhaul		26:31	2-4	0-2	2-2	0 4 4	3 4	6	4	1	1	0	0	29
5	Chandler Prater		13:38	0-2	0-0	1-2	3 0 3	1 3	1	1	2	0	1	0	1
14	Kayla Thomas		11:55	2-3	0-0	0-0	4 0 4	1 2	4	0	0	0	1	0	9
3	Terren Ward		10:18	1-7	0-3	7-8	2 5 7	2 4	9	0	2	1	0	0	9
6	Shakirah Edwards		04:16	0-1	0-1	0-0	0 0 0	0 0	0	0	0	0	0	0	11
8	Anaisha Carriere		00:53	0-0	0-0	0-0	0 0 0	0 0	0	0	0	0	0	0	2
	Team						0 5 5				0	0			
Totals				30-66	3-23	17-22	20 37 57	16 22	80	17	14	8	7	0	45

Technical Fouls:NONE

Shooting By Period	1st	2nd	3rd	4th	GM
1st FG%	7-16	43.8%			
3PT%	1-8	12.5%			
FT%	2-4	50%			
2nd FG%	6-13	46.2%			
3PT%	0-3	0.0%			
FT%	3-4	75%			
3rd FG%	10-16	62.5%			
3PT%	2-5	40.0%			
FT%	5-6	83.3%			
4th FG%	7-21	33.3%			
3PT%	0-7	0.0%			
FT%	7-8	87.5%			
GM FG%	30-66	45.5%			
3PT%	3-23	13.0%			
FT%	17-22	77.3%			

Dead Ball Rebounds: 2, 1

Jacksonville - 35

Record: 3-3

NO. Name	Min	FG M-A	3P M-A	FT M-A	Rebounds OR DR TOT	Fouls PF FD	TP	AS	TO	ST	Blocks BS BA	+/-
4 Makayla Edwards	F 18:42	2-9	1-3	1-2	0 0 0	2 2	6	0	5	0	2	-28
15 Saniyah Craig	F 20:12	1-2	0-0	2-4	1 5 6	3 4	4	0	3	0	0	-33
3 Sana'a Garrett	G 24:11	1-2	0-1	0-0	0 3 3	2 1	2	1	3	0	0	-33
10 Edyn Battle	G 28:48	1-16	0-4	8-10	0 3 3	6 10	1	1	1	1	0	-31
23 Priscilla Williams	G 27:07	0-5	0-5	1-2	0 2 2	1 1	1	4	1	0	0	-26
24 Jada Jones	06:41	1-1	0-0	0-0	0 0 0	3 0	2	0	2	0	0	-13
5 Comari Mitchell	17:41	0-7	0-2	1-2	0 2 2	2 1	1	0	0	0	0	-16
20 Jada Duckett	24:10	2-3	0-0	1-2	4 1 5	2 1	5	0	1	0	0	-17
22 Mariah Knight	14:59	2-4	0-1	0-0	0 0 0	5 0	4	0	1	0	0	-13
12 Julene Royale	07:15	0-1	0-1	0-0	0 0 0	2 0	0	0	0	0	0	-9
2 Bailey Burns	10:14	0-3	0-1	0-0	0 1 1	0 0	0	1	1	1	0	-16
Team					3 2 5		0					
Totals		10-53	1-18	14-22	8 19 27	22 16 35	7	18	2	0	7	-45

Technical Fouls: 0

Technical Fouls:NONE

Shooting By Period	1st	2nd	3rd	4th	GM
1st FG%	4-15	26.7%			
3PT%	1-7	14.3%			
FT%	0	0.0%			
2nd FG%	1-11	9.1%			
3PT%	0-3	0.0%			
FT%	8-12	66.7%			
3rd FG%	2-15	13.3%			
3PT%	0-3	0.0%			
FT%	3-6	50%			
4th FG%	3-12	25.0%			
3PT%	0-5	0.0%			
FT%	3-4	75%			
GM FG%	10-53	18.9%			
3PT%	1-18	5.6%			
FT%	14-22	63.6%			

Dead Ball Rebounds: 5, 0

	MSU	JAX
Biggest lead	45 (4 th 0:25)	0 (1 st 10:00)
Best Scoring Run	9 (3 rd 7:30)	6 (2 nd 1:58)
Lead Changes	0	
Times Tied	0	
Time with Lead	38:18	00:00

Points from	MSU	JAX
Turnovers	21	12
Paint	50	18
Second Chance	20	4
Fast Breaks	11	1
Bench	37	12

Period by Period Scoring	1st	2nd	3rd	4th	TOT
MSU	17	15	27	21	80
JAX	9	10	7	9	35

7

MISSISSIPPI STATE 66, UTAH 62

Nov. 29, 2024 | George Town, Cayman Islands | John Gray Gymnasium | 802



8

MISSISSIPPI STATE 59, SOUTH FLORIDA 52

Nov. 29, 2024 | George Town, Cayman Islands | John Gray Gymnasium | 1,034



Official Basketball Box Score - Final
Mississippi St. at Utah
11/29/24 John Gray Gymnasium, George Town
2024-25 Women's Basketball

Game Time: 7:30 PM
Game Duration: 1:53
Attendance: 802

Officials: Tyler Trimble, Talisa Green, Mark Resch

Mississippi St. - 66

Record: 7-0

NO. Name	Min	FG M-A	3P M-A	FT M-A	Rebounds OR DR TOT	Fouls PF FD	TP	AS	TO	ST	Blocks BS BA	+/-
15 Madina Okot	C 28:03	6-8	0-0	3-3	3 5 8	3 2	15	0	4	0	2	0 1
0 Denim DeShields	G 20:49	1-3	1-3	3-3	0 2 2	4 3	6	6	4	2	0	0 3
0 Jerkalla Jordan	G 39:20	3-12	0-4	3-6	0 2 2	3 9	3	3	1	0	0	0 0
4 Eniya Russell	G 31:26	1-3	0-0	1 3	4 1 2	3 13	4	1	0	1	0	2
21 Debraesha Powe	G 34:50	4-8	4-7	1-2	1 3	4 3	13	0	1	3	0	0 3
1 Destiny McPhaul	20:05	0-2	0-1	0 0	2 2	2 2	0	3	3	1	0	1 3
5 Chandler Prater	11:60	1-3	1-1	1 2	1 5	6 3	1	4	0	3	1	0 6
24 Quanairah Montague	08:52	2-3	0-0	0-0	3 2	5 3	1	4	2	2	0	0 0
14 Kayla Thomas	02:20	1-1	0-0	0 0	1 1	0 1	2	0	0	0	0	0 3
3 Terren Ward	02:16	0-0	0-0	0-0	0 0	0 1	0	0	0	1	0	0 -1
Total				1 3	4	0	0	0	0	0	0	
Totals		24-52	7-19	11-16	10 28 38	22 18	66	18	22	9	3	1 4

MISSISSIPPI STATE WOMEN'S BASKETBALL

2024-25 BOX SCORES

9

MISSISSIPPI STATE 75, GEORGIA TECH 78

Dec. 4, 2024 | Atlanta, Ga. | McCamish Pavilion | 1,514



Official Basketball Box Score - Final
Mississippi St. at Georgia Tech
12/04/24 McCamish Pavilion, Atlanta
Georgia Tech vs. Mississippi State

Game Time: 7:15 PM
Game Duration: 1:46
Attendance: 1,514

Officials: Maj Forsberg, Eric Brewster, Brandon Enterline

Mississippi St. - 75												
Record: 8-1												
NO. Name	Min	FG M-A	3P M-A	FT M-A	Rebounds OR DR TOT	Fouls PF FD	TP	AS	TO	ST	Blocks BS BA	+/-
15 Madina Okot	C 23:10	3-6	0-0	0-0	0 5 5	0 0 0	6	0	1	0	1 0 0	0
0 Denim DeShields	G 32:57	2-7	1-2	0-1	1 2 3	2 3 5	3	4	0	1	1 1 -6	
2 Jerkalla Jordan	G 35:26	10-19	2-5	3-3	0 5 5	2 3 5	2	1	2	1	1 -2	
4 Eniya Russell	G 30:10	8-15	1-5	1-2	1 8 9	3 4 18	9	7	0	0 0 9		
21 Debraasha Powe	G 40:00	3-6	3-5	0-0	0 6 6	2 1 9	0	2	1	0 0 -3		
5 Chandler Prater	24:51	5-5	0-0	0-0	0 6 6	2 0 10	3	1	0	0 0 -6		
24 Quanirah Montague	09:21	0-0	0-0	0-0	0 0 0	0 0 0	0	1	1	0 0 -2		
14 Kayla Thomas	04:05	1-1	0-0	0-0	0 0 0	0 0 0	2	0	0	0 0 -5		
Team					1 3 4		0	0				
Totals		32-59	7-17	4-6	3 35 38	11 11 75	17	17	4	3 2 -3		

Technical Fouls:NONE

Shooting By Period		
1 st FG%	8-17	47.1%
3PT%	1-4	25.0%
FT%	1-1	100%
2 nd FG%	10-14	71.4%
3PT%	1-3	33.3%
FT%	0-1	0%
3 rd FG%	7-11	63.6%
3PT%	1-2	50.0%
FT%	3-4	75%
4 th FG%	7-17	41.2%
3PT%	4-8	50.0%
FT%	0-0	0%
GM FG%	32-59	54.2%
3PT%	7-17	41.2%
FT%	4-6	66.7%

Dead Ball Rebounds: 2, 1

Georgia Tech - 78												
Record: 8-0												
NO. Name	Min	FG M-A	3P M-A	FT M-A	Rebounds OR DR TOT	Fouls PF FD	TP	AS	TO	ST	Blocks BS BA	+/-
0 Zoehsa Smith	F 27:40	1-4	0-1	0-0	1 2 3	2 2 2	0	0	2	0 0 -3		
20 Ariadna Termis	C 28:17	3-6	2-5	0-0	2 6 8	1 0 8	3	1	1	0 1 -7		
5 Tonia Morgan	G 31:44	7-13	0-2	1-1	0 4 4	4 3 15	8	1	4	1 1 -9		
22 Ines Noguero	G 17:02	0-4	0-3	0-0	1 1 5	0 1 0	0	1	1	1 0 -3		
25 Kara Dunn	G 34:42	8-14	4-6	3-3	2 2 4	1 2 23	2	0	0	0 0 8		
3 Dani Carnegie	16:53	5-16	2-10	2-2	0 2 2	1 1 14	0	0	2	0 0 9		
1 Chazadi Wright	12:55	1-8	1-5	0-0	0 0 0	2 0 3	1	2	2	0 1 -8		
13 Kayla Blackshear	19:06	3-8	1-1	0-0	2 4 6	0 2 7	0	1	0	0 0 0		
23 Rusne Augustinate	11:40	2-6	2-5	0-0	0 2 2	0 0 6	0	0	0	0 0 -4		
Team					3 1 4		0	0				
Totals		30-79	12-38	6-6	12 23 35	11 11 78	14	6	12	2 3 3		

Technical Fouls:NONE

Shooting By Period		
1 st FG%	6-20	30.0%
3PT%	3-10	30.0%
FT%	1-1	100%
2 nd FG%	8-20	40.0%
3PT%	2-7	28.6%
FT%	0-0	0%
3 rd FG%	8-20	40.0%
3PT%	4-13	30.8%
FT%	3-3	100%
4 th FG%	8-19	42.1%
3PT%	3-8	37.5%
FT%	2-2	100%
GM FG%	30-79	38.0%
3PT%	12-38	31.6%
FT%	6-6	100.0%

Dead Ball Rebounds: 1, 1

	MSU	GT
Biggest lead	7 (1 st 6:48)	5 (3 rd 4:33)
Best Scoring Run	7 (1 st 6:48)	7 (3 rd 9:18)
Lead Changes	17	
Times Tied	5	
Time with Lead	24:38	10:55

Points from	MSU	GT
Turnovers	2	13
Paint	42	34
Second Chance	0	9
Fast Breaks	11	4
Bench	12	30

Period by Period Scoring	1st	2nd	3rd	4th	TOT
MSU	18	21	18	18	75
GT	16	18	23	21	78

10

MISSISSIPPI STATE 102, CHICAGO STATE 42

Dec. 8, 2024 | Chicago, Ill. | Emil and Patricia A. Jones Convocation Center | 235



Official Basketball Box Score - Final
Mississippi St. at Chicago St.
12/08/24 Emil and Patricia A. Jones Convocation Center, Chicago
2024-25 Women's Basketball

Game Time: 5:00 PM
Game Duration: 1:55
Attendance: 235

Officials:

Mississippi St. - 102												
Record: 9-1												
NO. Name	Min	FG M-A	3P M-A	FT M-A	Rebounds OR DR TOT	Fouls PF FD	TP	AS	TO	ST	Blocks BS BA	+/-
15 Madina Okot	C 20:06	9-11	0-0	2-2	9 2 11	3 2 18	0	2	1	0	1	31
0 Denim DeShields	G 28:44	2-7	0-3	0-0	0 1 1	0 5 4	7	4	2	0	0	39
2 Jerkalla Jordan	G 29:44	9-13	3-6	0-0	0 5 5	1 2 21	3	1	3	5	0	55
4 Eniya Russell	G 25:50	6-12	3-7	2-2	0 5 5	2 1 17	5	1	1	1	0	54
21 Debraasha Powe	G 26:56	3-7	1-3	1-1	1 0 1	0 1 8	4	1	0	1	1	38
5 Chandler Prater	23:23	5-9	4-5	0-0	1 4 5	2 2 14	4	2	0	1	0	30
24 Quanirah Montague	17:22	4-10	0-2	0-2	4 7 11	0 1 8	2	0	2	1	0	20
6 Shakirah Edwards	11:43	2-4	2-4	2-2	1 1 2	0 1 8	0	2	1	0	0	10
14 Kayla Thomas	16:13	2-2	0-0	0-0	3 0 3	1 0 4	0	0	0	0	0	20
Team					1 4 5		0	0				
Totals		41-75	13-30	7-9	20 29 49	9 15 102	25	17	10	9	2	60

Technical Fouls:NONE

Shooting By Period		
1 st FG%	4-16	25.0%
3PT%	3-6	50.0%
FT%	0-0	0%
2 nd FG%	10-20	50.0%
3PT%	6-10	60.0%
FT%	6-6	100%
3 rd FG%	9-18	50.0%
3PT%	3-9	37.5%
FT%	1-1	100%
4 th FG%	8-19	42.1%
3PT%	1-6	16.7%
FT%	0-2	0%
GM FG%	41-75	54.7%
3PT%	13-30	43.3%
FT%	7-9	77.8%

Dead Ball Rebounds: 2, 0

Chicago St. - 42												
Record: 0-11												
NO. Name	Min	FG M-A	3P M-A	FT M-A	Rebounds OR DR TOT	Fouls PF FD	TP	AS	TO	ST	Blocks BS BA	+/-
10 Evangelina Parrish	F 21:52	1-5	0-0	1-2	0 4 4	0 1 3	0	2	1	0 1	-43	
14 Josie Hill	C 22:09	6-12	0-2	2-2	0 2 2	2 1 14	0	3	4	0 1	-23	
5 Hailey Hohenacker	G 19:54	1-7	0-6	0-0	0 1 1	0 0 2	0	0	0	0 1	-38	
11 Asha Walker	G 26:21	2-9	1-8	0-0	2 0 2	1 0 5	1	2	0	0 1	-17	
30 Kyara Champagne	G 18:19	1-2	0-0	0-0	0 1 1	4 0 2	1	6	1	0 1	-18	
4 Tania Allen	14:40	1-3	0-1	3-4	1 0 1	3 2 5	0	2	0	0 0	-25	
21 Marisa Gant	20:43	1-8	0-2	0-0	1 1 2	1 1 2	1	3	1	0 1	-37	
35 Tally Williams	13:04	1-7	1-3	0-0	1 0 1	0 0 3	0	1	0	0 2	-14	
25 Keona McGee	15:10	1-1	0-0	0-0	0 1 1	1 1 2	0	1	1	0 0	-17	
31 Kayla Mount	06:48	0-0	0-0	1-1	1 1 1	1 0 0	0	0	0	0 0	-11	
33 Kacee Untchler	16:59	2-5	0-1	0-0	3 2 5	1 2 4	0	1	1	2 1	-14	
12 Taylor Norris	04:01	0-0	0-0	0-0	0 0 0	1 0 0	0	1	0	0 0	-19	
Team					3 2 5		0	1				
Totals		17-59	2-23	6-8	12 14 26	15 9 42	3	23	9	2 9	-60	
Technical Fouls: NONE												

Technical Fouls:NONE

Dead Ball Rebounds: 3, 0

	MSU	CSU
Biggest lead	62 (4 th 3:39)	0 (1 st 10:00)
Best Scoring Run	18 (2 nd 0:00)	7 (3 rd 0:07)
Lead Changes	0	
Times Tied	0	
Time with Lead	39:46	00:00

Points from	MSU	CSU
Turnovers	32	12
Paint	50	22
Second Chance	22	9
Fast Breaks	16	8
Bench	34	16

Period by Period Scoring	1st	2nd	3rd	4th	TOT
MSU	31	32	22	17	102
CSU	9	8	16	9	42

11

MISSISSIPPI STATE 73, BELMONT 70

Dec. 14, 2024 | Tupelo, Miss. | Cadence Bank Arena | 3,846



Official Basketball Box Score - Final
Belmont at Mississippi St.
12/14/24 Cadence Bank Arena, Tupelo
2024-25 Women's Basketball

Game Time: 2:02 PM
Game Duration: 2:04
Attendance: 2,04

Officials: Reynina Seales, Toni Paillo, Travis Jones

Belmont - 70												
Record: 5-5												
NO. Name	Min	FG M-A	3P M-A	FT M-A	Rebounds OR DR TOT	Fouls PF FO	TP	AS	TO	ST	Blocks BS BA	+/-
33 Camryn Harrison	F 19:41	0-3	0-0	0-0	1 2 3	5 3 0	0	0	3	1	1 1 -1	
0 Tuti Jones	G 32:22	4-12	2-8	2-2	0 3 3	2 1 12	3	2	3	0	0 -8	
21 Emily La Chapell	G 34:26	4-9	0-3	0-0	1 4 5	3 3 8	4	1	2	0	0 1	
23 Jalyin Banks	G 35:56	6-11	2-4	9-10	1 3 4	5 7 23	2	2	0	0	0 -4	
35 Kendal Holmes	G 29:10	4-12	2-7	5-5	0 0 4	2 15 1	1	2	2	0	0 -15	
14 Kendal Cheesman	19:56	4-9	3-7	1-2	1 3 4	0 1 12	0	1	0	0	0 -3	
5 Sanaa Tripp	06:34	0-0	0-0	0-0	0 0 0	2 0 0	1	1	0	0	0 -11	
20 Jacee Busick	12:10	0-0	0-0	0-0	0 2 2	1 0 0	0	0	0	0	0 -2	
1 Kensley Felner	06:31	0-0	0-0	0-0	0 0 0	1 0 0	1	0	0	0	0 0	
22 Quinn Eubank	03:14	0-0	0-0	0-0	0 0 0	0 0 0	0	0	0	0	0 -6	
Team					1 4 5		0	0				
Totals		22-56	9-29	17-21	5 21 26	23 17 70	12	12	8	1 1 -3		

Technical Fouls:NONE

Shooting By Period			
1 st	FG%	6-12	50.0%
	3PT%	4-7	57.1%
	FT%	3-5	60%
2 nd	FG%	4-13	30.8%
	3PT%	2-8	25.0%
	FT%	0-0	0%
3 rd	FG%	6-14	42.9%
	3PT%	2-6	33.3%
	FT%	6-8	75%
4 th	FG%	6-17	35.3%
	3PT%	1-8	12.5%
	FT%	8-8	100%
GM	FG%	22-56	39.3%
	3PT%	9-29	31.0%
	FT%	17-21	81.0%

MISSISSIPPI STATE WOMEN'S BASKETBALL

2024-25 BOX SCORES

13

MISSISSIPPI STATE 70, UMES 52

Dec. 20, 2024 | Princess Anne, Md. | Hytche Center | 400



Official Basketball Box Score - Final
Mississippi St. at UMES
12/20/24 Hytche Center, Princess Anne
2024-25 Women's Basketball

Game Time: 12:00 PM
Game Duration: 1:43
Attendance: 400

Officials: Quinn Mathlin, Monnazja Finney-Thomas, Mike Mel

Mississippi St. - 70												
Record: 12-1												
NO. Name	Min	FG M-A	3P M-A	FT M-A	Rebounds OR DR TOT	Fouls PF	TP	AS	TO	ST	Blocks BS BA	+/-
15 Madina Okot	C 21:45	13-16	0-0	0-3	3 4 7	2 3	26	0	0	1	0	1
0 Denim DeShields	G 34:14	2-4	2-3	2-2	0 2 2	1 3	8	1	4	2	0	1
1 Destiny McPhaul	G 31:36	2-5	0-3	2-4	1 3 4	0 3	6	3	1	2	0	14
2 Jerkalla Jordan	G 27:22	3-12	0-4	0-0	1 3 4	3 2	6	4	3	2	0	10
5 Chandler Prater	G 23:29	1-4	0-2	2-2	0 3 3	1 1	4	3	2	0	0	8
4 Eniya Russell	G 27:29	7-15	2-9	0-0	3 7 10	4 2	16	6	5	0	0	10
24 Quanirah Montague	08:59	0-2	0-0	0-0	0 1 1	3 0	0	1	0	0	0	0
3 Terren Ward	14:00	2-3	0-1	0-0	0 1 1	1 1	4	1	0	1	0	0
14 Kayla Thomas	09:16	0-2	0-0	0-0	0 0 0	0 0	0	0	0	0	1	2
6 Shakirah Edwards	01:50	0-0	0-0	0-0	0 0 0	0 0	0	0	0	1	0	0
Team					1 1 2		0	0				
Totals		30-63	4-22	6-11	9 25 34	15 15	70	19	15	10	5	2 18

Technical Fouls:NONE

Shooting By Period		
1 st FG%	7-16	43.8%
3PT%	1-5	20.0%
FT%	3-5	60%
2 nd FG%	8-14	57.1%
3PT%	2-6	33.3%
FT%	1-2	50%
3 rd FG%	7-20	35.0%
3PT%	0-8	0.0%
FT%	0-0	0%
4 th FG%	8-13	61.5%
3PT%	1-3	33.3%
FT%	2-4	50%
GM FG%	30-63	47.6%
3PT%	4-22	18.2%
FT%	6-11	54.5%

Dead Ball Rebounds: 2, 0

UMES - 52		Record: 4-8																
NO.	Name	Min	FG	3P	FT	Rebounds	Fouls	TP	AS	TO	ST	Blocks	+/-					
			M	A	M	A	OR	DR	TOT	P	FG	BS	BA					
12	Brianna Barnes	F 07:57	1-1	0-0	0-0	2	1	3	1	0	2	2	1	2	0	0	0	
35	Dakieren Turner	F 26:06	3-4	0-0	5-6	1	3	4	3	5	11	0	0	0	0	0	-13	
2	Mahogany Lester	C 32:10	5-10	2-5	0-0	1	2	3	3	3	12	1	4	2	0	0	-10	
11	Zamara Thomas	G 29:22	4-17	0-2	1-2	0	4	4	1	1	9	6	5	2	1	0	-9	
25	Ashanti Lynch	G 26:32	2-4	2-3	1-2	0	2	2	3	2	7	2	5	1	0	0	-10	
1	Aleah James	33:56	2-6	0-0	0	3	3	1	1	4	0	2	0	0	0	0	-19	
23	Ce'raha Skanes	10:29	0-0	0-0	2-2	2	2	4	1	1	2	1	1	0	1	0	1	
30	Kiara Kennedy	09:32	0-1	0-1	0-0	2	2	0	1	0	0	0	1	1	0	0	-10	
31	Jayla Butler	01:32	0-0	0-0	0-0	0	0	0	0	0	0	0	1	0	0	0	-1	
22	Amiyah Morgan	11:09	1-6	1-4	0-0	0	0	0	0	0	3	0	2	0	0	2	-5	
3	Aminah Ogunyinka	07:50	1-1	0-0	0-0	2	2	2	0	0	2	0	2	1	0	0	-8	
33	Laine Allen	03:25	0-0	0-0	0-2	0	0	0	0	1	0	1	0	0	0	0	-6	
Team																		
								2		5		7						
Totals			19-50		5-17		9-14		8		26		34		15		15	
			52		13		25		9		2		5		18			

Technical Fouls:Coach 4th 2:48

Shooting By Period		
1 st FG%	5-13	38.5%
3PT%	2-4	50.0%
FT%	2-2	100%
2 nd FG%	7-13	53.8%
3PT%	1-4	25.0%
FT%	0-2	0%
3 rd FG%	1-4	25.0%
3PT%	1-5	20.0%
FT%	1-2	50%
4 th FG%	3-8	37.5%
3PT%	1-4	25.0%
FT%	6-8	75%
GM FG%	19-50	38.0%
3PT%	5-17	29.4%
FT%	9-14	64.3%

Dead Ball Rebounds: 3, 1

MST		MES		Points from Turnovers		MST		MES		Period by Period Scoring	
Biggest lead	20 (4 th 1:41)	0 (1 st 10:00)		Turnovers	20	6		1st	2nd	3rd	4th
Best Scoring Run	9 (1 st 4:25)	5 (1 st 3:49)		Paint	50	18		1st	2nd	3rd	4th
Lead Changes	0			Second Chance	6	3		MST	18	19	14
Times Tied	0			Fast Breaks	9	0		MES	14	15	10
Time with Lead	38:58	00:00		Bench	20	11					

15

MISSISSIPPI STATE 69, KENTUCKY 91

Jan. 2, 2025 | Lexington, Ky. | Memorial Coliseum | 4,493



Official Basketball Box Score - Final
Mississippi St. at Kentucky
01/02/25 Memorial Coliseum, Lexington
2024-25 Women's Basketball

Game Time: 7:00 PM
Game Duration: 1:58
Attendance: 4,493

Officials: Felicia Grinter, Melissa Barlow, Sal Esho

Mississippi St. - 69					Record: 13-2 (0-1)									
NO.	Name	Min	FG M-A	3P M-A	FT M-A	Rebounds OR DR TOT	Fouls PF FF	TP	AS	TO	ST	Blocks BS BA	+/-	
15	Madina Okot	C 11:35	2-6	0-0	0-0	1 1 2	4 0	4	0	1	0	0	-10	
0	Denim DeShields	G 26:18	2-4	1-2	0-0	0 1 1	3 3	5	3	0	0	0	-7	
2	Jerkalla Jordan	G 28:54	7-21	1-4	2-3	2 3 5	2 2	1	10	2	2	1	-17	
4	Eniya Russell	G 30:02	5-15	1-2	2-2	2 4 6	4 1	13	2	2	1	0	-26	
21	Debraasha Powe	G 19:54	0-3	0-1	0-0	0 1 1	0 0	0	0	1	1	0	-24	
24	Quanirah Montague	18:04	5-6	0-0	3-3	3 2 5	1 2	13	0	1	0	0	-5	
1	Destiny McPhaul	25:15	3-10	1-4	3-3	2 4 6	1 3	10	6	0	2	0	-11	
5	Chandler Prater	20:06	1-5	0-1	3-4	0 4 4	1 2	5	1	2	1	2	-1	
14	Kayla Thomas	10:21	0-1	0-0	0-3	1 1 2	1 5	0	1	1	0	0	-7	
3	Terren Ward	09:31	1-2	0-1	0-0	2 0 2	3 0	2	0	0	0	0	-5	
Team						1 1 2		0	0	0				
Totals			26-73	4-15	13-18	14 22 36	20 18	69	13	10	7	3 10 22		
Technical Fouls:0													0	

Technical Fouls:NONE

Shooting By Period		
1 st FG%	6-13	46.2%
3PT%	2-2	100.0%
FT%	2-2	100%
2 nd FG%	8-23	34.8%
3PT%	0-3	0.0%
FT%	3-4	75%
3 rd FG%	6-21	28.6%
3PT%	2-8	25.0%
FT%	2-3	66.7%
4 th FG%	6-16	37.5%
3PT%	0-2	0.0%
FT%	6-9	66.7%
GM FG%	26-73	35.6%
3PT%	4-15	26.7%
FT%	13-18	72.2%

Dead Ball Rebounds: 4, 0

Kentucky - 91					Record: 12-1 (1-0)									
NO. Name	Min	FG M-A	3P M-A	FT M-A	Rebounds OR DR TOT	Fouls PF FD	TP	AS	TO	ST	Blocks BS BA	+/-		
7 Teoni Key	F 33:18	2-5	0-0	6-6	3 10 13	4 5	10	3	4	1	4	1		
32 Amelia Hassett	F 35:10	4-8	3-6	3-4	2 7 9	4 3	14	5	0	0	1	0		
13 Clara Strack	C 31:10	1-8	0-3	5-6	2 9 11	4 5	7	1	1	1	5	0		
3 Georgina Amore	G 34:46	9-18	7-10	2-2	0 1 1	0 3	27	9	2	1	0	1		
10 Dazia Lawrence	G 31:21	8-12	7-11	5-5	0 1 1	3 3	28	4	1	1	0	0		
17 Clara Silva	12:21	1-1	0-0	0-2	0 1 1	1 1	2	1	0	0	0	-2		
2 Saniah Tyler	16:40	1-2	1-2	0-0	0 1 1	1 0	3	0	2	0	0	1		
5 Cassidy Rowe	05:14	0-1	0-1	0-0	0 0 0	0 0	1	0	1	0	0	0		
Team					1 2 3		0	0						
Totals		26-55	18-33	21-25	8 32 40	18 20	91	23	14	4	10 3 22			

Technical Fouls:NONE

Shooting By Period		
1 st FG%	9-16	56.3%
3PT%	5-8	62.5%
FT%	2-4	50%
2 nd FG%	5-11	45.5%
3PT%	4-7	57.1%
FT%	10-11	90.9%
3 rd FG%	6-14	42.9%
3PT%	4-7	57.1%
FT%	2-2	100%
4 th FG%	6-14	42.9%
3PT%	5-11	45.5%
FT%	7-8	87.5%
GM FG%	26-55	47.3%
3PT%	18-33	54.5%
FT%	21-25	84.0%

Dead Ball Rebounds: 3, 2

MIS		UKY		Points from Turnovers		MIS		UKY		Period by Period Scoring	
Biggest lead	0 (1 st 10:00)	25 (3 rd 6:29)		Turnovers	8	15		1st	2nd	3rd	4th
Best Scoring Run	7 (3 rd 5:05)	12 (3 rd 6:58)		Paint	42	12		MIS	16	19	16
Lead Changes	0			Second Chance	18	8		UKY	25	24	18
Times Tied	0			Fast Breaks	4	2					
Time with Lead	00:00	39:34		Bench	30	5					

14

MISSISSIPPI STATE 95, SC STATE 47

Dec. 29, 2024 | Starkville, Miss. | Humphrey Coliseum | 4,271



Official Basketball Box Score - Final
South Carolina St. at Mississippi St.
12/29/24 Humphrey Coliseum, Starkville
2024-25 Women's Basketball

Game Time: 2:02 PM
Game Duration: 1:42
Attendance: 4,271

Officials: Joseph Vaszily, Natasha Harris, Sarah Williams

South Carolina St. - 47													
Record: 1-15													
NO. Name	Min	FG M-A	3P M-A	FT M-A	Rebounds OR DR TOT	Fouls PF	TP	AS	TO	ST	Blocks BS BA	+/-	
0 Janiah Hinton	G 27:05	3-7	2-3	0-0	0 0 0	0	8	3	7	2	0	-28	
2 Jennesse Byrd	G 13:29	0-1	0-0	0-0	0 0 0	0	0	1	6	1	0	-17	
3 Monajah Ford	G 25:10	2-2	1-1	0-0	1 1 1	0	5	0	1	1	0	-30	
14 Shaunice Reed	G 24:19	2-5	0-0	1-1	0 2 2	1	5	0	1	0	0	-28	
15 Justice Tramble	G 21:23	1-1	0-0	1-2	0 1 1	1	2	3	0	3	2	0	-21
23 Jada Morgan	25:15	4-8	1-2	3-4	0 1 1	1	4	12	2	2	1	0	-29
24 Heaven Harper	20:05	1-2	0-0	0-0	1 2 3	1	1	2	1	1	0	0	-29
4 Tanija McGowan	28:18	3-6	0-2	1-2	1 3 4	3	2	7	1	4	0	0	-31
9 Angele Juste-Jean	14:56	2-6	1-3	0-0	0 1 1	2	0	5	0	2	1	0	-27
Total					0 3 3	0							
Teaves		18-38	5-11	6-9	2 14 16	13	14	47	8	28	8	0	1 -48

MISSISSIPPI STATE WOMEN'S BASKETBALL

2024-25 BOX SCORES

17

MISSISSIPPI STATE 81, OKLAHOMA 77

Jan. 9, 2025 | Starkville, Miss. | Humphrey Coliseum | 4,316



Official Basketball Box Score - Final
Oklahoma at Mississippi St.
01/09/25 Humphrey Coliseum, Starkville
2024-25 Women's Basketball

Game Time: 6:52 PM
Game Duration: 2:00
Attendance: 4,316

Officials: Tiffany Bird, Kale Lukanich, Bill Larrance

Oklahoma - 77

Record: 13-3 (1-2)

NO.	Name		Min	FG M-A	3P M-A	FT M-A	Rebounds OR DR TOT	Fouls PF FO	TP M-A	AS	TO	ST	Blocks BS BA	+/-				
6	Sahara Williams	F	17:28	1-2	1-2	3-4	0	5	5	4	2	6	2	3	0	0	1	
52	Raegan Beers	C	26:48	7-8	2-2	3-3	3	7	10	4	5	19	0	1	1	0	-6	
1	Nevah Tot	C	21:02	2-5	2-5	0-0	0	1	1	1	0	6	3	2	1	0	0	
12	Payton Verhulst	G	27:56	6-18	0-5	3-4	0	6	6	3	2	15	6	2	0	0	1	
24	Skylar Vann	G	25:11	3-7	1-3	0-0	0	5	5	1	1	7	1	3	0	0	2	
34	Liz Scott	F	17:33	4-5	0-0	4-4	1	5	6	3	3	12	1	1	1	0	15	
0	Beatrice Culliton		05:52	0-0	0-0	0-0	0	0	0	0	0	0	0	0	0	0	-6	
2	Reyna Scott		18:58	2-6	0-1	0-1	1	2	3	2	1	4	3	2	3	0	-8	
15	Lexy Keys		25:50	2-7	2-6	0-0	0	2	2	1	0	6	3	2	1	0	-7	
5	Kiersten Johnson		05:17	0-0	0-0	0-0	1	1	2	0	0	0	2	1	0	0	-5	
3	Zya Vann		04:52	0-2	0-1	0-0	0	0	0	2	0	1	1	1	0	0	-2	
20	Aubrey Joens		03:15	1-2	0-1	0-0	0	1	1	0	0	2	0	1	0	0	0	
Team							1	2	3			0	1					
Totals				28-62	8-26	13-16	7	37	44	21	14	77	20	21	9	1	2	-4

Technical Fouls: NONE

Shooting By Period		
1 st FG%	4-14	28.6%
3PT%	2-7	28.6%
FT%	1-2	50%
2 nd FG%	7-13	53.8%
3PT%	1-7	14.3%
FT%	6-7	85.7%
3 rd FG%	7-14	50.0%
3PT%	1-5	20.0%
FT%	2-2	100%
4 th FG%	10-21	47.6%
3PT%	4-7	57.1%
FT%	4-5	80%
GM FG%	28-62	45.2%
3PT%	8-26	30.8%
FT%	13-16	81.3%

Dead Ball Rebounds: 1, 0

Mississippi St. - 81

Record: 14-3 (1-2)

NO.	Name		Min	FG M-A	3P M-A	FT M-A	Rebounds			Fouls PF FO	TP	AS	TO	ST	Blocks		+/-	
15	Madina Okot	C	23:42	2-6	0-0	2-4	2	8	10	3	4	6	1	1	0	0	0	
0	Denim DeShields	G	23:19	2-4	1-3	4-4	1	3	4	2	4	9	2	2	5	0	-3	
2	Jerkaila Jordan	G	35:06	10-17	0-2	4-5	1	5	6	1	5	24	3	3	4	1	5	
4	Eniya Russell	G	32:32	3-12	2-4	4-6	1	3	4	1	4	12	3	3	2	0	3	
21	Debraasha Powe	G	30:01	3-11	2-9	0-0	0	3	3	2	0	8	1	0	2	0	0	
1	Destiny McPhaul		25:35	3-10	2-5	2-2	0	1	1	1	10	1	0	0	1	1	7	
5	Chandler Prater		13:31	1-6	0-2	0-0	0	3	3	2	2	2	0	0	0	0	6	
24	Quanirah Montague		09:12	2-3	0-1	0-0	0	2	2	4	0	4	2	0	0	0	-6	
14	Kayla Thomas		07:02	2-2	0-0	2-2	3	0	3	2	1	6	0	0	0	0	0	
Team							0	1	1			0	0					
Totals				28-71	7-26	18-23	10	29	39	14	21	81	13	11	13	2	1	4

Technical Fouls: NONE

Shooting By Period		
1 st FG%	8-19	42.1%
3PT%	2-8	25.0%
FT%	3-4	75%
2 nd FG%	15-29	51.7%
3PT%	3-5	60.0%
FT%	0-0	0%
3 rd FG%	8-19	42.1%
3PT%	2-8	25.0%
FT%	2-2	100%
4 th FG%	7-14	50.0%
3PT%	1-5	20.0%
FT%	13-17	76.5%
GM FG%	28-71	39.4%
3PT%	7-26	26.9%
FT%	18-23	78.3%

Dead Ball Rebounds: 1, 0

OU		State
Biggest lead	4 (1 st 7:03)	14 (2 nd 6:59)
Best Scoring Run	11 (3 rd 9:15)	9 (4 th 9:45)
Lead Changes	11	
Times Tied	8	
Time with Lead	11:09	26:03

Points from	OU	State
Turnovers	12	25
Paint	32	30
Second Chance	11	10
Fast Breaks	20	14
Bench	24	22

Period by Period Scoring					
	1st	2nd	3rd	4th	TOT
OU	11	21	17	28	77
State	21	12	20	28	81

19

MISSISSIPPI STATE 73, TENNESSEE 86

Jan. 16, 2025 | Knoxville, Tenn. | Food City Center | 9,018



Official Basketball Box Score - Final
Mississippi State at Tennessee
01/16/25 Food City Center, Knoxville, Tennessee
2024-25 Women's Basketball

Game Time: 7:02 PM
Game Duration: 1:50
Attendance: 9,018

Officials: Joseph Vasily, Angelica Sullivan, Fabou Cissoko-Stephens

Mississippi State - 73

Record: 15-4 (2-3)

NO.	Name	Min	FG M-A	3P M-A	FT M-A	Rebounds OR DR TOT	Fouls PF FO	TP	AS	TO	ST	Blocks BS BA	+/-				
15	Madina Okot	C 15:60	2-6	0-0	0-2	2	9	11	2	3	4	0	2	1	2	0	-8
0	Denim DeShields	G 23:19	1-1	1-1	0-0	0	0	0	0	0	3	3	5	1	0	0	-12
2	Jerkaila Jordan	G 35:52	5-12	3-6	4-4	1	1	2	1	1	17	0	5	2	0	0	-13
4	Eniya Russell	G 29:43	3-8	0-3	0-1	0	1	1	2	3	6	5	2	0	0	0	-10
21	Debraasha Powe	G 27:50	5-8	4-6	2-2	0	1	1	0	1	16	2	1	1	0	0	0
1	Destiny McPhaul	28:54	3-10	0-4	5-6	2	4	6	4	4	11	7	4	1	0	0	-11
5	Chandler Prater	22:23	3-8	0-3	0-0	0	2	3	2	0	6	0	1	1	0	0	-5
24	Quanirah Montague	07:38	3-0	0-0	0-0	0	2	2	1	0	6	0	0	0	0	0	-6
14	Kayla Thomas	06:44	2-3	0-0	0-0	0	1	0	1	0	4	0	0	0	0	0	-3
6	Shakirah Edwards	01:38	0-0	0-0	0-0	0	0	0	0	0	0	0	0	0	0	0	-2
Team						2	4	6			0	0					
Totals			27-59	8-23	11-15	9	24	33	13	12	73	17	20	7	4	0	-13

Technical Fouls: NONE

Technical Fouls: NONE

Shooting By Period		
1 st FG%	6-17	35.3%
3PT%	1-6	16.7%
FT%	2-2	100%
2 nd FG%	8-14	57.1%
3PT%	3-6	50.0%
FT%	0-1	0%
3 rd FG%	8-14	57.1%
3PT%	2-5	40.0%
FT%	4-4	100%
4 th FG%	5-14	35.7%
3PT%	2-6	33.3%
FT%	5-8	62.5%
GM FG%	27-59	45.8%
3PT%	8-23	34.8%
FT%	11-15	73.3%

Dead Ball Rebounds: 3, 1

Tennessee - 86

Record: 15-2 (3-2)

NO.	Name	Min	FG M-A	3P M-A	FT M-A	Rebounds OR DR TOT	Fouls PF FO	TP	AS	TO	ST	Blocks BS BA	+/-					
1	Sara Puckett	F 11:04	1-1	0-0	0-0	0	1	1	0	2	2	1	0	-4				
11	Zee Spearman	F 24:24	3-10	0-2	1-2	4	4	8	4	1	7	0	3	0	1			
2	Ruby Whitehorn	G 26:22	8-16	2-5	2-2	0	1	1	3	2	20	0	2	0	19			
7	Samara Spencer	G 30:18	5-13	4-7	4-4	1	4	5	0	5	18	4	2	0	19			
55	Talaysia Cooper	G 28:01	8-20	0-2	0-0	0	3	7	10	0	1	16	7	2	3	0	1	
21	Tess Darby	15:25	2-4	2-4	0-0	0	0	0	0	6	0	0	0	0	0	0	13	
33	Alyssa Latham	12:58	0-0	0-0	0-0	1	3	4	0	0	0	0	0	1	0	7	7	
53	Jillian Hollingshead	15:36	1-2	0-0	1-2	0	1	1	1	1	3	1	0	1	0	1	12	
0	Jewel Spear	24:33	4-6	4-6	1-2	2	3	5	1	2	13	3	1	0	0	0	10	
4	Kaniya Boyd	11:19	0-1	0-0	1-2	2	0	2	0	1	1	0	0	1	0	0	-9	
Team						2	1	3				0	0					
Totals			32-73	12-26	10-14	16	24	40	13	13	86	15	12	9	0	4	13	75-50

Technical Fouls: Latham 4th 7:50

Shooting By Period		
1 st FG%	7-17	41.2%
3PT%	3-6	50.0%
FT%	0-0	0%
2 nd FG%	10-20	50.0%
3PT%	5-9	55.6%
FT%	1-2	50%
3 rd FG%	7-16	43.8%
3PT%	2-6	33.3%
FT%	5-6	83.3%
4 th FG%	8-20	40.0%
3PT%	2-5	40.0%
FT%	4-6	66.7%
GM FG%	32-73	43.8%
3PT%	12-26	46.2%
FT%	10-14	71.4%

Dead Ball Rebounds: 4, 0

MSST		TENN
Biggest lead	5 (1 st 5:07)	15 (4 th 7:54)
Best Scoring Run	9 (1 st 5:07)	9 (3 rd 9:49)
Lead Changes	4	
Times Tied	2	
Time with Lead	05:26	30:41

Points from	MSST	TENN
Turnovers	14	30
Paint	34	28
Second Chance	12	9
Fast Breaks	21	13
Bench	27	23

Period by Period Scoring					
	1st	2nd	3rd	4th	TOT
MSST	15	19	22	17	73
TENN	17	26	21	22	86

18

MISSISSIPPI STATE 79, GEORGIA 68

Jan. 12, 2025 | Athens, Ga. | Stegeman Coliseum | 3,410



Official Basketball Box Score - Final
Mississippi St. at Georgia
01/12/25 Stegeman Coliseum, Athens
2024-25 Women's Basketball

Game Time: 2:00 PM
Game Duration: 1:54
Attendance: 3,410

Officials: Roy Gubeyan, Timothy Daley, Demoya Pugh

Mississippi St. - 79

MISSISSIPPI STATE WOMEN'S BASKETBALL

2024-25 BOX SCORES

21

MISSISSIPPI STATE 96, AUBURN 56

Jan. 23, 2025 | Starkville, Miss. | Humphrey Coliseum | 4,652



Official Basketball Box Score - Final
Auburn at Mississippi St.
01/23/25 Humphrey Coliseum, Starkville
2024-25 Women's Basketball

Game Time: 6:32 PM
Game Duration: 1:49
Attendance: 4,652

Officials: Felicia Grinner, Roy Gubeyan, Teresa Stuck

Auburn - 56

Record: 10-10 (1-6)

NO. Name	Min	FG M-A	3P M-A	FT M-A	Rebounds OR DR TOT	Fouls PF FO	TP	AS	TO	ST	Blocks BS BA	+-
1 Celia Sumbane	27:46	2-5	1-3	5-8	2 0 2	3 5	10	0	3	1	0	-26
5 DeYona Gaston	F 33:59	12-27	0-2	2-2	1 5 6	2 2 26	1	2	1	1	1	-38
14 Taylen Collins	F 29:32	2-7	0-0	0-0	1 1 2	1 1 4	1	2	1	0	1	-45
20 Oyinademi Akinbolawa	C 32:55	2-4	0-0	0-0	2 3 5	3 1 4	2	1	0	1	0	-29
12 Mar'shaun Bostic	G 25:44	0-3	0-0	4-6	0 2 2	3 6 4	5	3	1	0	0	-25
12 Audia Young	14:42	0-5	0-4	0-0	0 0 0	1 0 0	0	2	2	0	0	-22
7 Yakiya Milton	05:20	0-1	0-0	0-0	0 1 1	0 0 0	0	1	1	0	0	0
32 Timiya Thurman	02:36	0-0	0-0	0-0	0 0 0	1 0 0	0	0	0	0	0	1
2 Jordan Hunter	15:19	1-5	1-2	0-0	1 1 2	0 0 0	3	1	1	0	0	-8
11 Syriah Daniels	12:07	2-4	1-3	0-0	1 1 2	0 0 0	5	2	2	0	0	-9
Team					1 0 1	0 0 0	0	0	0			
Totals		21-61	3-14	11-16	9 14 23	15 15 56	15	17	4	3	1	-40

Technical Fouls:NONE

Shooting By Period	1st FG	2nd FG	3rd FG	4th FG	GM FG
1st FG	5-16	31.3%			
2nd FG	0-1	0.0%			
3rd FG	2-17	11.8%			
4th FG	0-0	0%			
GM FG	9-15	60.0%			
1st FG	1-3	33.3%			
2nd FG	0-0	0%			
3rd FG	5-13	38.5%			
4th FG	2-5	40.0%			
GM FG	21-61	34.4%			
1st FG	3-14	21.4%			
2nd FG	11-16	68.8%			

Dead Ball Rebounds: 2, 0

Mississippi St. - 96

Record: 16-5 (3-4)

NO. Name	Min	FG M-A	3P M-A	FT M-A	Rebounds OR DR TOT	Fouls PF FO	TP	AS	TO	ST	Blocks BS BA	+-
15 Madina Okot	C 19:28	6-7	0-0	1-1	3 6 9	2 1 13	1	5	1	0	1	17
0 Denim DeShields	G 26:33	4-7	1-3	4-4	1 2 3	2 4 13	7	1	1	0	1	37
2 Jerkalla Jordan	G 25:06	6-11	1-3	2-2	1 3 4	1 5 15	2	2	3	0	0	37
4 Eniya Russell	G 32:36	5-12	2-6	3-4	1 5 6	1 3 15	5	2	1	0	1	27
21 Debraasha Powe	G 22:04	2-7	2-6	0-0	0 5 5	3 0 6	1	4	0	0	0	15
14 Kayla Thomas	14:16	3-3	0-0	0-0	1 0 1	2 0 6	0	0	1	0	0	21
1 Destiny McPhaul	16:05	4-4	0-0	0-0	2 2 2	2 0 8	1	2	1	0	0	13
5 Chandler Prater	24:53	5-6	2-2	2-2	1 5 6	1 2 14	2	1	1	0	0	37
24 Quanirah Montague	12:04	2-3	0-1	0-0	1 2 3	1 0 4	0	4	2	1	0	6
6 Shakirah Edwards	05:08	0-0	0-0	0-0	0 1 1	0 0 0	0	0	0	0	0	-7
8 Anaisha Carriere	01:48	1-1	0-0	0-0	0 0 0	0 0 0	2	0	0	0	0	-3
Team					1 3 4	0 0 0	0	0	0			
Totals		38-61	8-21	12-13	10 34 44	15 15 96	19	19	9	1	3	40

Technical Fouls:NONE

Shooting By Period	1st FG	2nd FG	3rd FG	4th FG	GM FG
1st FG	6-10	60.0%			
2nd FG	1-3	33.3%			
3rd FG	2-2	100%			
4th FG	14-22	63.6%			
GM FG	3-7	42.9%			
1st FG	2-3	66.7%			
2nd FG	13-19	68.4%			
3rd FG	3-6	50.0%			
4th FG	6-6	100%			
GM FG	5-10	50.0%			
1st FG	1-5	20.0%			
2nd FG	2-2	100%			
GM FG	38-61	62.3%			
1st FG	8-21	38.1%			
2nd FG	12-13	92.3%			

Dead Ball Rebounds: 0, 0

	AU	State
Biggest lead	3 (1 st 9:18)	46 (4 th 4:21)
Best Scoring Run	7 (4 th 1:09)	24 (2 nd 2:15)
Lead Changes	3	
Times Tied	1	
Time with Lead	03:34	35:15

Game Notes: 136 (4th Quarter): Intentional Foul on MSU #21 (Debraasha Powe) •

22

MISSISSIPPI STATE 77, MISSOURI 78

Jan. 27, 2025 | Columbia, Mo. | Mizou Arena | 2,514



Official Basketball Box Score - Final
Mississippi St. at Missouri
01/27/25 Mizou Arena, Columbia
2024-25 Women's Basketball

Game Time: 7:00 PM
Game Duration: 2:03
Attendance: 2,514

Officials: Brian Hall, Margaret Tieman, Brian Garland

Mississippi St. - 77

Record: 16-6 (3-5)

NO. Name	Min	FG M-A	3P M-A	FT M-A	Rebounds OR DR TOT	Fouls PF FO	TP	AS	TO	ST	Blocks BS BA	+-
15 Madina Okot	C 31:26	4-8	0-0	2-3	4 7 11	3 4	10	0	3	1	4	2 5
0 Denim DeShields	G 30:09	5-8	1-3	1-1	0 1 1	4 4 12	4	1	0	0	0	9
2 Jerkalla Jordan	G 38:26	13-21	5-9	9-17	4 4 8	3 12 40	0	3	2	0	0	-1
4 Eniya Russell	G 30:51	2-8	1-2	2-3	2 5 7	2 3 7	4	4	0	1	2	3
21 Debraasha Powe	G 31:17	1-4	0-3	0-0	2 0 2	1 0 2	0	0	1	0	0	-11
5 Chandler Prater	29:18	3-11	0-2	0-0	3 2 5	4 0 6	2	1	0	0	0	-4
14 Kayla Thomas	07:15	0-2	0-0	0-0	0 0 0	0 0 0	0	0	0	0	0	-2
24 Quanirah Montague	01:19	0-0	0-0	0-0	0 0 0	0 0 0	0	0	0	0	0	-4
Team					2 5 7	0 0 0	0	0	0			
Totals		28-62	7-19	14-24	17 24 41	19 23	77	10	12	4	5	-1

Technical Fouls:NONE

Shooting By Period	1st FG	2nd FG	3rd FG	4th FG	GM FG
1st FG	7-14	50.0%			
2nd FG	2-4	50.0%			
3rd FG	8-16	50.0%			
4th FG	2-6	33.3%			
GM FG	5-6	83.3%			
1st FG	7-17	41.2%			
2nd FG	2-7	28.6%			
3rd FG	2-6	33.3%			
4th FG	6-15	40.0%			
GM FG	1-2	50.0%			
1st FG	3-7	42.9%			
GM FG	28-62	45.2%			
1st FG	7-19	36.8%			
2nd FG	14-24	58.3%			

Dead Ball Rebounds: 4, 0

Missouri - 78

Record: 12-10 (1-4)

NO. Name	Min	FG M-A	3P M-A	FT M-A	Rebounds OR DR TOT	Fouls PF FO	TP	AS	TO	ST	Blocks BS BA	+-
30 Angelique Ngakulondi	F 23:58	1-1	0-0	2-2	1 6 7	4 2 4	0	0	0	2	0	-5
0 Grace Slaughter	G 36:30	10-21	3-9	8-8	1 5 6	0 5 31	0	1	1	0	1	-1
4 Lariah Randle	G 33:37	6-14	0-0	2-4	3 1 4	4 3 14	2	1	4	1	2	4
21 Averi Kroenke	G 30:19	1-3	1-1	0-0	1 0 1	4 2 3	4	0	0	0	0	0
24 Ashton Judd	G 30:38	3-12	1-5	7-7	2 6 8	4 5 14	2	5	0	0	1	-7
23 Abbey Schrecke	18:12	2-5	2-5	0-0	0 0 0	0 0 6	2	0	1	0	0	12
8 Nyah Wilson	09:28	0-0	0-0	1-2	0 2 1	1 1 1	0	1	0	1	0	-1
34 Hannah Linthacum	07:34	1-2	0-0	0-0	1 0 1	3 1 2	0	0	0	0	1	2
1 DeMya Brown	09:44	1-1	1-1	0-0	0 2 2	3 0 3	0	1	0	0	0	0
Team					2 1 3	0 1 0	1	0	0			
Totals		25-59	8-21	20-23	11 23 34	23 19	78	10	10	6	4	5 1

Technical Fouls:NONE

Shooting By Period	1st FG	2nd FG	3rd FG	4th FG	GM FG
1st FG	6-16	37.5%			
2nd FG	9-9	100%			
3rd FG	7-7	100%			
4th FG	7-16	43.8%			
GM FG	2-5	40.0%			
1st FG	3-3	100%			
2nd FG	7-15	46.7%			
3rd FG	2-4	50.0%			
4th FG	5-12	41.7%			
GM FG	1-3	33.3%			
1st FG	7-8	87.5%			
GM FG	25-59	42.4%			
1st FG	8-21	38.1%			
2nd FG	20-23	87.0%			

Dead Ball Rebounds: 2, 0

	MSU	Mizzou
Biggest lead	9 (3 rd 6:08)	4 (2 nd 3:39)
Best Scoring Run	8 (1 st 5:11)	8 (3 rd 4:04)
Lead Changes	20	
Times Tied	18	
Time with Lead	22:02	05:35

23

MISSISSIPPI STATE 67, LSU 81

Feb. 2, 2025 | Baton Rouge, La. | Pete Maravich Assembly Center | 11,275



Official Basketball Box Score - Final
Mississippi St. at LSU
02/02/25 Maravich Assembly Center, Baton Rouge
2024-25 Women's Basketball

Game Time: 1:00 PM
Game Duration: 1:57
Attendance: 11,275

Officials: Joseph Vaszily, Melissa Barlow, Jeffrey Smith

Mississippi St. - 67

Record: 16-7 (3-6)

NO. Name	Min	FG M-A	3P M-A	FT M-A	Rebounds OR DR TOT	Fouls PF FO	TP	AS	TO	ST	Blocks BS BA	+-
15 Madina Okot	C 21:17	3-7	0-0	0-2	4 6 10	1 2 6	1	2	0	1	1	-10
0 Denim DeShields	G 31:53	3-10	1-5	0-1	1 2 3	4 7 1	1	4	2	0	0	-34
2 Jerkalla Jordan	G 24:15	2-12	0-3	5-6	0 3 3	3 4 9	1	0	0	1	3	-14
5 Chandler Prater	G 26:54	2-8	0-4	2-2	4 5 9	0 2 6	1	2	0	0	0	-13
21 Debraasha Powe	G 19:24	2-7	2-7	0-0	0 2 2	4 0 6	1	1	0	0	0	-8
4 Eniya Russell	28:53	5-15	3-10	0-0	4 4 4	2 0 13	4	3	2	0	1	-5
1 Destiny McPhaul	26:04	3-7	1-2	3-3	0 3 3	4 2 10	3	2	1	0	0	-11
14 Kayla Thomas	04:48	0-0	0-0	0-0	0 0 0	1 0 0	0	2	2	0	0	-4
24 Quanirah Montague	16:33	5-6	0-0	0-0	3 6 9	2 0 10	0	3	2	1	0	1
Team					5 2 7	0 0 0	0	0	0			
Totals		25-72	7-31	10-14	17 32 49	20 14 67	14	19	7	3	7	-14

Technical Fouls:NONE

Shooting By Period		
1 st	FG	5-18 27.8%
	3PT	1-8 12.5%
	FT	1-1 100%
2 nd	FG	9-17 52.9%
	3PT	3-7 42.9%
	FT	2-4 50%
3 rd	FG	7-20 35.0%
	3PT	2-7 28.6%
	FT	3-5 60%
4 th	FG	4-17 23.5%
	3PT	1-9 11.1%
	FT	4-4 100%
GM FG	FG	25-72 34.7%
	3PT	7-31 22.6%
	FT	10-14 71.4%

MISSISSIPPI STATE WOMEN'S BASKETBALL


2024-25 BOX SCORES

25

MISSISSIPPI STATE 60, ALABAMA 80

Feb. 9, 2025 | Starkville, Miss. | Humphrey Coliseum | 4,554



															Official Basketball Box Score - Final															Game Time: 1:02 PM				
															Alabama at Mississippi St.															Game Duration: 1:48				
															02/09/25 Humphrey Coliseum, Starkville															Attendance: 4,554				
															2024-25 Women's Basketball																			
																														Officials: Pulani Spurlock, Timothy Greene, Natasha Brown				
Alabama - 80															Record: 20-5 (7-4)																			
NO. Name		Min	FG	3P	FT	Rebounds	Fouls	TP	AS	TO	ST	Blocks			Shooting By Period																			
			Min	M	A	OR	DR	TF	PF	FO		BS	BA	+/-																				
1 Essence Cody		F 30:07	7-9	1-1	2-4	2	5	7	2	5	17	1	3	1	4	0	14	1 st FG%: 10-14 71.4%																
3 Sarah Ashlee Barker		G 37:22	6-12	0-2	7-9	3	9	12	2	8	19	8	6	4	0	0	25	3PT%: 3-6 50.0%																
14 Zayay Green		G 34:03	5-11	2-2	0-0	0	6	6	2	2	12	5	2	0	0	0	20	FT%: 3-5 60%																
22 Karly Weathers		G 33:40	3-4	3-4	0-0	1	4	5	2	0	9	3	4	0	0	0	14	2 nd FG%: 8-16 50.0%																
32 Aaliyah Nye		G 36:00	5-12	2-7	0-0	0	4	4	2	1	12	1	3	3	0	0	14	3PT%: 1-2 50.0%																
13 JeAnna Cunningham		09:53	2-3	0-0	0-0	1	1	2	2	0	4	0	1	0	0	0	6	FT%: 4-7 57.1%																
20 Diana Collins		13:33	1-1	0-0	2-3	1	2	3	1	1	4	1	2	1	0	0	4	3 rd FG%: 7-11 63.6%																
4 Eris Lester		05:16	1-1	1-1	0-0	0	0	0	1	0	3	0	0	0	0	0	4	3PT%: 3-4 75.0%																
24 Leah Brooks		00:06	0-0	0-0	0-0	0	0	0	0	0	0	0	0	0	0	0	-3	4 th FG%: 5-12 41.7%																
Team						1	2	3			0	1						3PT%: 2-5 40.0%																
Totals			30-53	9-17	11-16	9	33	42	14	17	80	19	22	9	4	1	20	FT%: 2-2 100%																
															Technical Fouls: NONE					GM FG%: 30-53 56.6%														
																				3PT%: 9-17 52.9%														
																				FT%: 11-16 68.8%														


Mississippi St. - 60															Record: 17-8 (4-7)														
NO. Name		Min	FG M-A	3P M-A	FT M-A	Rebounds OR DR TOT	Fouls PF FF	TP	AS	TO	ST	Blocks BS BA	+/-																
15	Madina Okot	C 23:28	6-9	0-0	0-2	4	3	7	1	2	12	1	2	3	0	2													
0	Denim DeShields	G 28:17	0-5	0-1	0-0	0	1	1	2	1	0	1	0	3	0	-17													
2	Jerkala Jordan	G 31:13	1-10	0-3	6-6	1	2	3	3	8	4	2	6	0	0	-17													
5	Chandler Prater	G 26:08	3-6	0-1	2-2	1	0	1	4	3	8	1	1	1	0	0 -26													
21	Debraasha Powe	G 32:15	5-3	2-7	2-2	1	2	2	1	2	14	0	1	0	0	-11													
1	Destiny McPhaul	28:27	4-8	1-3	1-1	0	2	2	2	2	10	3	1	2	0	1 -16													
4	Eniya Russell	18:15	3-10	1-3	1-2	0	4	4	3	1	8	0	4	1	0	0 1													
24	Quanirah Montague	03:50	0-1	0-0	0-0	0	0	0	1	0	0	0	1	0	0	-13													
14	Kayla Thomas	08:07	0-1	0-0	0-0	0	3	3	0	0	0	0	0	1	1	-3													
Team						1	1	2	0	0	0	0																	
Totals			22-63	4-18	12-15	8	17	25	17	14	80	10	12	16	1	4 -20													
Technical Fouls:NONE																													
Shooting By Period																													
1 st FG%		4-17	23.5%																										
3PT%		1-5	20.0%																										
FT%		2-2	100%																										
2 nd FG%		5-14	35.7%																										
3PT%		1-5	20.0%																										
FT%		0-0	0%																										
3 rd FG%		7-16	43.8%																										
3PT%		1-2	50.0%																										
FT%		7-7	100%																										
4 th FG%		6-16	37.5%																										
3PT%		1-6	16.7%																										
FT%		3-6	50%																										
GM FG%		22-63	34.9%																										
3PT%		4-18	22.2%																										
FT%		12-15	80.0%																										
Dead Ball Rebounds: 2, 0																													
Points from Turnovers																													
Points from Turnovers			11	16																									
Paint			32	26																									
Second Chance			16	6																									
Fast Breaks			18	5																									
Bench			11	18																									
Period by Period Scoring																													
1st		2nd	3rd	4th	TOT																								
Bama		26	21	19	14	80																							
State		11	11	22	16	60																							
Biggest lead																													
Biggest lead		28 (2 nd 1:27)	0 (1 st 10:00)																										
Best Scoring Run		12 (2 nd 1:27)	11 (4 th 4:06)																										
Lead Changes		0																											
Times Tied		0																											
Time with Lead		39:12	00:00																										

27

MISSISSIPPI STATE 66, FLORIDA 69

Feb. 16, 2025 | Gainesville, Fla. | Exactech Arena | 2,044





Official Basketball Box Score - Final

Mississippi St. at Florida

02/16/25 Exactech Arena at Stephen C. O'Connell Center, Gainesville

2024-25 Women's Basketball

Game Time: 2:00 PM

Game Duration: 2:07

Attendance: 2,044

Mississippi St. - 66

Record: 19-9 (5-8)

NO. Name	Min	FG	3P	FT	Rebounds	Fouls	TP	AS	TO	ST	Blocks	BS	BA	+/-		
15 Madina Okot	C 18:09	1-4	0-0	0-0	2	3	5	1	2	3	3	2	1	0	9	
0 Denim DeShields	G 32:50	5-12	4-6	1-2	0	1	1	0	2	15	2	4	1	0	2	9
2 Jerkalla Jordan	G 32:33	4-8	2-3	2-5	0	2	2	3	4	10	0	6	2	0	-8	
5 Chandler Prater	G 32:59	5-7	0-1	0-0	0	3	3	0	1	10	2	0	0	0	1	1
21 Debraasha Powe	G 32:16	4-9	3-6	0-0	1	2	3	1	0	11	3	2	2	2	0	-14
1 Destiny McPhaul	17:17	0-7	0-3	3-4	2	1	3	0	2	3	2	0	0	0	0	-9
4 Eniya Russell	12:05	0-3	0-1	4-4	2	3	5	2	4	0	5	1	0	0	0	9
24 Quanirah Montague	12:21	2-4	0-0	3-4	2	1	3	2	2	7	0	2	2	2	2	-2
14 Kayla Thomas	09:30	1-1	0-0	0-0	2	0	2	2	1	0	1	0	0	0	0	-10
Team					6	1	7	0	0	1						
Totals		22-55	9-20	13-19	17	17	34	15	65	14	26	10	5	4	3	

Technical Fouls: NONE

Shooting By Period

1st FG%	6-17	35.3%
3PT%	0-3	0.0%
FT%	2-2	100%
2nd FG%	6-16	37.5%
3PT%	1-7	14.3%
FT%	2-3	66.7%
3rd FG%	7-13	53.8%
3PT%	3-5	60.0%
FT%	7-10	70%
4th FG%	3-9	33.3%
3PT%	3-5	60.0%
FT%	2-4	50%
GM FG%	22-55	40.0%
3PT%	9-20	45.0%
FT%	13-19	68.4%

Head Ball Score: 2-0

Florida - 69

Record: 13-13 (4-8)

NO. Name	Min	FG	3P	FT	Rebounds	Fouls	TP	AS	TO	ST	Blocks	BS	BA	+/-		
9 Alexia Dizeko	F 22:22	1-2	1-1	0-0	1	2	3	1	4	3	1	3	1	0	12	3
24 Ria Shaya Kyle	C 31:40	4-9	0-0	2-2	2	4	6	1	4	10	4	2	1	0	3	3
13 Laila Reynolds	G 35:29	5-8	0-0	0-0	4-4	1	1	2	4	3	14	5	1	3	0	12
20 Jeriah Warren	G 31:53	1-11	2-4	0-0	0	3	3	3	1	12	1	2	1	1	0	-3
23 Liv Mc Gill	G 30:58	8-14	3-7	1-2	0	3	3	2	1	20	2	6	2	0	2	-1
6 Kenza Sallous	15:06	0-1	0-0	0-0	1	1	1	2	0	0	2	1	0	0	0	4
8 Me'Arar O'Neal	10:15	0-2	0-2	2-2	1	1	2	1	1	2	0	2	1	0	0	-1
3 Alexia Gassett	18:01	2-3	0-0	2-2	3	1	4	1	1	6	0	4	0	1	0	-7
21 Eriny Kindred	04:26	1-2	0-0	0-0	0	1	1	0	0	2	0	1	0	0	0	-4
Team					1	3	4	0	0	1						
Totals		26-52	6-15	11-12	9	20	29	15	69	15	23	9	4	5	3	

Technical Fouls: NONE

Shooting By Period

1st FG%	7-13	53.8%
3PT%	1-3	33.3%
FT%	2-2	100%
2nd FG%	8-17	47.1%
3PT%	1-4	25.0%
FT%	3-4	75%
3rd FG%	5-12	41.7%
3PT%	2-5	40%
FT%	2-2	100%
4th FG%	6-10	60.0%
3PT%	2-3	66.7%
FT%	4-4	100%
GM FG%	26-52	50.0%
3PT%	6-15	40.0%
FT%	11-12	91.7%

Head Ball Score: 1-0

MISSST FLORIDA

Points from Turnovers

Points from Paint

Second Chance

Fast Breaks

Bench

Biggest lead

Best Scoring Run

Lead Changes

Times Tied

Time with Lead

Period by Period Scoring

MISSST

FLORIDA

2024-25 BOX SCORES

29

MISSISSIPPI STATE 64, TEXAS 68

Feb. 27, 2025 | Starkville, Miss. | Humphrey Coliseum | 5,283



29

MISSISSIPPI STATE 73, AUBURN 66

Mar. 2, 2025 | Auburn, Ala. | Neville Arena | 3,317



Official Basketball Box Score - Final
Texas at Mississippi St.
 02/27/25 Humphrey Coliseum, Starkville
 2024-25 Women's Basketball

Game Time: 6:32 PM
Game Duration: 1:55
Attendance: 5,283

Officials: Denise Brooks, Timothy Greene, Melissa Barlow

Texas - 68

Record: 28-2 (14-1)

NO.	Name	Min	FG M-A	3P M-A	FT M-A	Rebounds DR TOT	Fouls Fouls	TP	AS	TO	ST	Bloks Bk	+/-
35	Madison Booker	F 39:18	5-13	0-0	2-4	3 2 5	4 4	12	5	2	3	0	1
44	Taylor Jones	F 17:35	2-5	0-0	0-0	3 4 7	3 0 4	0	0	1	3	2	0
3	Rori Harman	G 36:44	1-3	2-3	0-0	3 1 4	2 2 10	7	2	2	0	1	2
10	Shay Holle	G 24:27	4-8	4-6	0-0	1 1 3	3 0 16	0	0	2	1	0	4
32	Nđakalekha Mwenetanda	G 36:32	3-12	0-0	5-6	4 7 11	1 5 15	1	1	0	3	1	6
7	Jordan Lee	F 17:29	2-6	1-5	0-0	1 0 1	1 1 5	5	2	0	0	0	2
00	Kyla Oldacre	G 22:25	1-2	0-0	4-6	2 4 6	2 4 6	1	0	1	1	0	4
1	Bryanna Preston	O 53:30	0-1	0-0	0-0	0 0 0	0 0 1	0	1	1	0	0	-2
Total			4 0 4			0 0 1							
Totals			25-60	7-14	11-16	20 19 39	16 16	68	15	12	6	8	5 4

Technical Fouls::NONE

Shooting By Period			
1 st	FG%	4-17	23.5%
	3PT%	1-5	20.0%
	FT%	2-3	66.7%
2 nd	FG%	6-11	54.5%
	3PT%	1-3	33.3%
	FT%	2-2	100%
3 rd	FG%	8-17	47.1%
	3PT%	3-3	100.0%
	FT%	4-5	80%
4 th	FG%	7-15	46.7%
	3PT%	2-3	66.7%
	FT%	3-6	50%
GM	FG%	25-60	41.7%
	3PT%	7-14	50.0%
	FT%	11-16	68.8%

Dead Ball Rebounds: 3, 0

Mississippi St. - 64

Record: 19-10 (6-9)

NO.	Name	Min	FG		3P	Rebounds			Fouls		TP	AS	TO	ST	Blocks		+/-	
			M-A	M-A	M-A	DR	DT	PF	FD	B					S			
15	Madina Okot	C 18:40	4-7	0-0	3-4	2	2	4	4	4	11	1	0	1	2	3		
0	Denim deShields	C 30:50	1-6	0-0	2-2	1	1	3	0	4	2	4	0	1	0	1	0	
2	Jerkala Jordan	C 30:34	4-11	2-6	4-4	2	0	2	4	2	14	2	2	2	1	1	9	
5	Chandler Prater	C 29:57	4-8	1-6	0	1	3	4	3	0	9	1	1	0	0	0	-1	
21	Debraquia Powe	C 32:43	3-6	3-5	0-1	4	1	3	3	3	1	1	1	1	1	1	0	
1	Destiney McPhaul	C 25:28	0-4	0-1	4-4	1	3	4	1	3	3	3	2	0	0	0	-1	
1	Eriya Russell	C 20:28	1-0	0-0	1-2	2	4	6	1	1	3	1	2	1	0	2	-2	
24	Kanyiah Montague	C 14:47	3-0	0-0	2-4	2	4	6	1	2	8	0	0	1	1	0	5	
4	Quaila Thomas	C 06:33	2-3	0-0	0-0	2	0	2	0	0	4	1	1	0	1	0	-5	
Team						1			0			0						
Totals			22:55			6-13	14-18	16	17	33	16	16	64	10	8	5	8	-4

Technical Fouls::NONE

Shooting By Period			
1 st	FG%	2-9	22.2%
	3PT%	1-2	50.0%
	FT%	5-6	83.3%
2 nd	FG%	7-15	46.7%
	3PT%	1-2	50.0%
	FT%	2-2	100%
3 rd	FG%	7-13	53.8%
	3PT%	1-2	50.0%
	FT%	6-8	75%
4 th	FG%	6-18	33.3%
	3PT%	3-7	42.9%
	FT%	1-2	50%
GM	FG%	22-55	40.0%
	3PT%	6-13	46.2%
	FT%	14-18	77.8%

Dead Ball Rebounds: 2, 0

	TEX	State	Points from Turnovers	TEX	State	Period by Period Scoring					
Biggest lead	10 (4 th 2:10)	5 (2 nd 2:54)	10	10		1st	2nd	3rd	4th	TOT	
Best Scoring Run	7 (1 st 3:55)	6 (2 nd 8:37)	Paint	22	30	TEX	11	15	23	19	68
Lead Changes			Second Chance	13	14						
Times Tied	8		Fast Breaks	4	8	State	10	17	21	16	64
Time with Lead	19:56	13:44	Bench	11	19						



Official Basketball Box Score - Final
Mississippi St. at Auburn
 03/02/25 Neville Arena, Auburn, Ala.
 2024-25 Women's Basketball

Game Time: 2:00 PM
Game Duration: 2:12
Attendance: 3,317

Officials: Eric Brewton, Kristen Bell, Travis Jones

Mississippi St. - 73

Record: 20-10 (7-9)

No.	Name	Min	FG M-A	3P M-A	FT M-A	Rebounds OR DR	Turnovers FOUL	TP	AS	TO	ST	Blocks BS BA	+/-	
15	Madina Okot	C 30:56	3-5	0-0	3	11	14	1	2	6	0	1	2	1
0	Denim DeShields	B 21:35	2-5	1-2	1-1	0	2	2	5	6	2	4	0	12
2	Jerkala Jordan	G 33:55	5-15	1-3	6-9	2	6	8	2	6	17	3	1	2
5	Chandler Prater	G 33:05	3-5	0-1	6-6	1	3	4	1	3	12	2	5	2
2	Debraesa Powe	G 30:29	4-8	3-7	0-0	0	1	1	2	11	1	1	0	2
1	Destiny McPhaul	18:12	1-1	0-0	0-0	0	0	0	5	2	1	7	0	8
4	Kylea Russell	20:35	7-12	2-4	4-4	4	4	5	10	11	1	0	0	2
4	Quenirah Montague	05:08	0-0	0-0	0-0	1	0	1	0	0	3	0	1	-3
4	Karla Thomas	01:47	0-0	0-0	0-0	1	0	0	2	0	0	0	1	-3
Team						0	0	0		0				
Totals			25-51	5-14	18-22	9	27	36	21	20	23	7	6	1

Technical Fouls: NONE

Shooting By Period			
1 st	FG%	4-11	36.4%
	3PT%	0-3	0.0%
	FT%	1-3	33.3%
2 nd	FG%	4-11	36.4%
	3PT%	0-2	0.0%
	FT%	7-7	100%
3 rd	FG%	9-15	60.0%
	3PT%	3-5	60.0%
	FT%	4-4	100%
4 th	FG%	8-14	57.1%
	3PT%	2-4	50.0%
	FT%	6-8	75%
GM	FG%	25-51	49.0%
	3PT%	5-14	35.7%
	FT%	18-22	81.8%

Dead Ball Rebounds: 1, 1

Auburn - 66

Record: 12-17 (3-13)

NO.	Name	Min	FG		3P		FT		Rebounds		Fouls		TP	AS	TO	ST	Blocks		s/-	
			M-A	A-M	M-A	A-M	OR	DR	OT	PF	BS	BA								
1	Colia Sumbane	F 15:18	1-5	0-2	0-0	1	2	3	3	1	0	2	0	2	0	0	0	1	0	
5	DeYona Gaston	F 34:12	13-23	0-2	7-8	3-5	8	4	6	23	0	2	4	0	2	0	1	2	8	
14	Taylen Collins	F 31:23	0-8	0-0	2-2	3-0	3	2	1	2	2	1	1	0	1	0	1	0	4	
9	Yutling Deng	G 35:41	3-11	3-9	0-0	0	1	1	1	9	0	3	0	0	0	0	0	0	3	
6	MarShawn Bostic	G 37:57	4-12	1-3	3-6	1	9	10	4	6	13	8	4	0	0	0	1	0	7	
20	Oyindemide Akinbolawale	20:00	0-0	0-0	1-4	0-0	0-0	0-0	0-0	2	0	0	0	0	0	0	0	0	0	
7	Yakima Milton	G 03:27	0-0	0-0	1-2	0-0	0-0	0-0	0-0	1	2	0	0	0	0	0	0	0	0	
11	Syriah Daniels	11:02	2-3	0-0	0-0	1	0	1	0	0	4	1	1	1	0	0	0	0	1	
2	Jordan Hunter	04:53	0-2	0-2	0-0	0	0	0	0	1	0	0	0	0	0	0	0	0	3	
Team						5	1	6		0	0	1								
Totals			24:68	4-19	14-18	15	5	34	20	21	66	13	13	14	1	6	7	7		

Technical Fouls::NONI

Shooting By Period			
1 st	FG%	6-23	26.1%
	3PT%	1-4	25.0%
	FT%	4-4	100%
2 nd	FG%	6-16	37.5%
	3PT%	0-5	0.0%
	FT%	2-4	50%
3 rd	FG%	5-14	35.7%
	3PT%	1-3	33.3%
	FT%	3-4	75%
4 th	FG%	7-15	46.7%
	3PT%	2-7	28.6%
	FT%	5-6	83.3%
GM	FG%	24-68	35.3%
	3PT%	4-19	21.1%
	FT%	14-18	77.8%

Dead Ball Rebounds: 5, 1

	MSU	AUB	Points from	MSU	AUB	Period by Period Scoring					
Biggest lead	9 (4 th 5:02)	10 (2 nd 9:05)	Turnovers	18	20		1st	2nd	3rd	4th	TOT
Best Scoring Run	10 (3 rd 6:01)	9 (1 st 6:08)	Paint	38	32	MSU	9	15	25	24	73
Lead Changes			Second Chance	6	17		17	14	14	21	66
Times Tied	1		Fast Breaks	11	17	AUB					
Time with Lead	18:32	20:07	Bench	21	7						

IN THE 2024-25 POLLS/STANDINGS

ASSOCIATED PRESS POLL

Week 18 - Released/Updated on Mar. 3

RANK	SCHOOL	RECORD	POINTS
1.	Texas (25)	29-2	768
2.	USC (5)	26-2	749
3.	UConn	29-3	685
4.	UCLA	27-2	676
5.	South Carolina	27-3	664
6.	Notre Dame	25-4	626
7.	NC State	24-5	589
8.	TCU	28-3	570
9.	LSU	27-4	490
10.	Oklahoma	23-6	450
11.	Duke	23-7	436
12.	Kentucky	22-6	405
13.	Ohio State	24-5	397
14.	North Carolina	25-6	386
15.	Maryland	23-6	316
16.	West Virginia	23-6	301
17.	Baylor	25-6	286
18.	Tennessee	21-8	236
19.	Alabama	23-7	221
20.	Kansas State	25-6	220
21.	Oklahoma State	24-5	189
22.	Florida State	23-7	128
23.	Creighton	24-5	83
24.	Michigan State	21-8	67
25.	South Dakota State	26-3	42

OTHERS RECEIVING VOTES: Louisville 40, Richmond 21, Mississippi 15, Utah 6, James Madison 5, Iowa 3, Fairfield 2, California 2, Georgia Tech 1.

USA TODAY/WBCA COACHES' POLL

Week 17 - Released/Updated on Feb. 25

RANK	SCHOOL	RECORD	POINTS
1.	Texas (22)	27-2	761
2.	UCLA (7)	26-1	738
3.	USC (1)	25-2	699
4.	Notre Dame (1)	24-3	695
5.	UConn	26-3	655
6.	South Carolina	25-3	631
7.	LSU	27-2	591
8.	TCU	26-3	527
9.	North Carolina	25-4	525
10.	NC State	22-5	509
11.	Tennessee	21-6	456
12.	Ohio State	23-4	435
13.	Oklahoma	21-6	378
14.	Kentucky	21-5	353
15.	Duke	21-7	339
16.	Kansas State	25-5	306
17.	Maryland	21-6	261
18.	Baylor	25-5	231
19.	West Virginia	21-6	213
20.	Alabama	22-6	183
21.	Creighton	23-4	139
22.	Michigan State	20-7	92
23.	Oklahoma State	22-5	82
24.	Florida State	22-6	81
25.	South Dakota State	24-3	72

OTHERS RECEIVING VOTES: Louisville 43; Georgia Tech 35; Ole Miss 22; California 9; Richmond 7; Utah 5; George Mason 1; FGCU 1;

NET RANKINGS

Updated on Feb. 28

CURRENT NET RANKING - 33	
Average NET Win	176
Average NET Loss	22
vs. Top 100	6-10
QUAD 1 (3-8)	
Home	1-4
(2 South Carolina, 3 Texas, 13 Oklahoma, 12 Ole Miss, 15 Alabama)	
Away	1-4
(10, LSU, 14 Tennessee, 29 Georgia Tech, 19 Kentucky, 22 Vanderbilt)	
Neutral	1-0
(23 Utah)	
QUAD 2 (2-2)	
Home	0-0
Away	1-2
(54 Florida, 58 Auburn, 65 Missouri)	
Neutral	1-0
(60 Belmont)	
QUAD 3 (3-0)	
Home	1-0
(58 Auburn)	
Away	1-0
(107 Georgia)	
Neutral	1-0
(73 South Florida)	
QUAD 4 (12-0)	
Home	8-0
(109 Texas A&M, 138 Arkansas, 194 Memphis, 177 Chattanooga, 319 Mercer, 314 Alcorn State, 355 Alabama State, 362 South Carolina State)	
Away	3-0
(198 ULM, 243 UMES, 346 Chicago State)	
Neutral	1-0
(227 Jacksonville)	

2024-25 SEC STANDINGS

	W-L	Pct.	H	A	W-L	Pct.	H	A	N	Streak	vs. T10	vs. T25
South Carolina^	15-1	.938	8-0	7-1	27-3	.900	14-1	8-2	5-0	W4	5-3	10-3
Texas^	15-1	.938	8-0	7-1	29-2	.935	15-0	10-2	4-0	W13	6-2	9-2
LSU	12-4	.750	7-1	5-3	27-4	.871	17-1	6-3	4-0	L2	0-2	5-3
Kentucky	11-5	.687	6-2	5-3	22-6	.786	14-2	6-4	2-0	L1	0-3	5-4
Oklahoma	11-5	.687	6-2	5-3	23-6	.793	13-2	8-3	2-1	W7	0-3	4-5
Alabama	10-6	.625	6-2	4-4	23-7	.767	13-2	6-5	4-0	L1	1-2	2-5
Ole Miss	10-6	.625	4-4	6-2	19-9	.679	11-4	7-3	1-2	W1	2-4	3-7
Vanderbilt	8-8	.500	4-4	4-4	21-9	.700	13-4	7-4	1-1	W2	0-3	2-5
Tennessee	8-8	.500	4-4	4-4	21-8	.724	13-4	5-4	3-0	L2	1-5	3-6
Mississippi State	7-9	.438	4-4	3-5	20-10	.667	10-4	6-6	4-0	W1	1-3	1-6
Florida	5-11	.313	2-6	3-5	14-16	.467	10-7	4-6	0-3	L3	0-3	0-10
Georgia	4-12	.250	3-5	1-7	12-18	.400	9-8	1-8	2-2	W2	0-4	1-7
Arkansas	3-13	.188	1-7	2-6	10-21	.323	7-10	3-7	0-4	W1	0-4	0-8
Auburn	3-13	.188	3-5	0-8	12-17	.414	8-6	2-10	2-1	L6	0-3	0-9
Missouri	3-13	.188	1-6	2-7	14-17	.452	10-9	3-7	1-1	L1	0-3	0-8
Texas A&M	3-13	.188	3-5	0-8	10-18	.357	9-7	0-9	1-2	L10	0-4	2-8

^-SEC Co-Champions



0

DENIM DESHIELDS

JR. | G | 5-5 | ATLANTA, GA. | MCEACHERN HS | LA LUMIERE SCHOOL (PREP) | UAB



SCAN OR [CLICK HERE](#) FOR FULL BIO/STATISTICS

LAST FIVE GAMES

	GS	MIN	FG-FGA	FG%	3FG-3FGA	3FG%	FT-FTA	FT%	O-D-REB	PF	AST	TO	BLK	STL	PTS	+/-
at Auburn 3/2	*	21:35	2-5	40.0	1-2	50.0	1-1	100.0	0-2-2	5	2	4	0	0	6	+2
Texas 2/27	*	30:50	1-6	16.7	0-0	0.0	0-0	0.0	2-1-3	0	4	0	0	1	2	0
Texas A&M 2/23	*	22:47	4-9	44.4	0-3	0.0	0-0	0.0	0-1-1	2	1	0	1	1	8	+13
at Florida 2/16	*	32:50	5-12	41.7	4-6	66.7	1-2	50.0	0-1-1	0	2	4	0	1	15	+9
at Vanderbilt 2/13	*	43:26	3-13	23.1	0-3	0.0	3-3	100.0	2-2-4	2	4	5	1	3	9	+18

SEASON STATISTICS

Games Played	Minutes/game	Points/game	FG Pct	3FG Pct	FT Pct	Rebounds/game	Assists/game	Turnovers/game	Assist/Turnover ratio	Steals/game	Blocks/game
30	27.6	5.9	34.7	31.1	84.8	1.8	3.4	2.6	1.3	1.3	0.1

2024-25

- DeShields scored her 1000th career point against Texas A&M (Feb. 23) after finishing with eight.
- Earned a season-high 15 points after knocking down four of six threes against Florida (Feb. 16).
- Finished with nine points, four assists, three steals and a block in the double OT game against Vanderbilt, including a steal that led to a Jerkaila Jordan fastbreak layup to tie the game with 25 seconds remaining in the fourth quarter and force overtime.
- Recorded back-to-back 10+ point games after scoring 12 points on 62.5 percent shooting and four assists against Missouri (Jan. 27).
- Collected a season-high 13 points against Auburn (Jan. 24), where she also dished out seven assists, her single-game best in conference play.
- Knocked down a three against Tennessee (Jan. 16), has hit at least one in eight of the last nine games.
- DeShields finished with nine points along with tying her career-high of five steals against Oklahoma (Jan. 9).
- DeShields finished two points and one assist shy of a double-double against South Carolina State (Dec. 29). She knocked down a pair of three's, her second game this season with multiple makes from behind the mark. DeShields led the team with nine assists in the contest which was a season-high.
- DeShields, an Atlanta, Ga. native, added five points, three assists, three rebounds and a block in 33 minutes at Georgia Tech (Dec. 4).

CAREER

- Prior to 2024-25, DeShields started 61 of 63 games in two seasons at UAB from 2022-24. She was a two-time All-Conference selection. She was named to the 2023 Conference USA All-Freshman and 2024 American Athletic Conference All-Conference Third Team.
- DeShields mother, Tisha, was a 1991 NCAA Outdoor All-American in the heptathlon at Tennessee and is a member of the Delaware Track and Field Hall of Fame. Her father, Delino, was drafted out of high school with the 12th-overall pick in the first round of the 1987 MLB Draft and played 13 seasons. Her brother, Delino Jr., was selected with the eighth-overall pick of the 2010 MLB Draft by the Houston Astros. Her sister, Diamond, was an multi-time All-American and All-SEC selection at Tennessee after she transferred from North Carolina, where she was the 2014 National

GAME-BY-GAME

Opponent	Date	GS	MIN	FG-FGA	PCT	3FG-3FGA	PCT	FT-FTA	PCT	OFF	DEF	TOT	AVG	PF	A	TO	BLK	STL	PTS	AVG
Memphis	11/07/2024	*	27:59	3-5	.600	0-2	.000	3-3	1.000	0	1	1	1.0	2	2	1	0	2	9	9.0
Alcorn	11/10/2024	*	23:47	2-3	.667	1-1	1.000	0-0	.000	1	0	1	1.0	1	2	3	0	1	5	7.0
Alabama St.	11/13/2024	*	24:31	0-4	.000	0-2	.000	0-0	.000	2	0	2	1.3	0	4	1	0	2	0	4.7
Chattanooga	11/17/2024	*	25:06	2-8	.250	1-3	.333	5-5	1.000	1	2	3	1.8	2	3	2	1	1	10	6.0
Mercer	11/20/2024	*	23:47	1-2	.500	1-2	.500	0-0	.000	1	0	1	1.6	0	5	2	0	3	3	5.4
vs Jacksonville	11/24/2024	*	27:16	0-2	.000	0-1	.000	2-2	1.000	0	2	2	1.7	3	4	1	0	1	2	4.8
vs Utah	11/28/2024	*	20:49	1-3	.333	1-3	.333	3-3	1.000	0	2	2	1.7	4	6	4	0	2	6	5.0
vs South Fla.	11/29/2024	*	31:53	0-5	.000	0-2	.000	4-6	.667	0	1	1	1.6	3	5	3	0	0	4	4.9
at Georgia Tech	12/04/2024	*	32:57	2-7	.286	1-2	.500	0-1	.000	1	2	3	1.8	2	3	4	1	0	5	4.9
at Chicago St.	12/08/2024	*	28:44	2-7	.286	0-3	.000	0-0	.000	0	1	1	1.7	0	7	4	0	2	4	4.8
vs Belmont	12/14/2024	*	25:13	2-6	.333	1-3	.333	2-2	1.000	1	3	4	1.9	1	1	4	0	0	7	5.0
at ULM	12/17/2024	*	33:27	1-4	.250	0-2	.000	1-2	.500	0	0	0	1.8	2	6	4	0	1	3	4.8
at UMES	12/20/2024	*	34:14	2-4	.500	2-3	.667	2-2	1.000	0	2	2	1.8	1	1	4	0	2	8	5.1
South Carolina St.	12/29/2024	*	26:45	3-4	.750	2-3	.667	0-0	.000	1	1	2	1.8	1	9	2	0	1	8	5.3
at Kentucky	01/02/2025	*	26:18	2-4	.500	1-2	.500	0-0	.000	0	1	1	1.7	3	3	0	0	0	5	5.3
South Carolina	01/05/2025	*	27:50	1-1	1.000	0-0	.000	0-0	.000	0	2	2	1.8	1	3	6	0	1	2	5.1
Oklahoma	01/09/2025	*	23:19	2-4	.500	1-3	.333	4-4	1.000	1	3	4	1.9	2	2	2	0	5	9	5.3
at Georgia	01/12/2025	*	25:47	2-7	.286	1-5	.200	0-0	.000	2	2	4	2.0	3	2	4	0	0	5	5.3
at Tennessee	01/16/2025	*	23:19	1-1	1.000	1-1	1.000	0-0	.000	0	0	0	1.9	0	3	5	0	1	3	5.2
Ole Miss	01/19/2025	*	20:24	1-6	.167	1-3	.333	2-2	1.000	0	0	0	1.8	0	2	3	0	0	5	5.2
Auburn	01/23/2025	*	26:33	4-7	.571	1-3	.333	4-4	1.000	1	2	3	1.9	2	7	1	0	1	13	5.5
at Missouri	01/27/2025	*	30:09	5-8	.625	1-3	.333	1-1	1.000	0	1	1	1.8	4	4	1	0	0	12	5.8
at LSU	02/02/2025	*	31:53	3-10	.300	1-5	.200	0-1	.000	1	1	2	1.8	3	1	4	0	2	7	5.9
Arkansas	02/06/2025	*	25:39	1-5	.200	0-2	.000	1-2	.500	0	1	1	1.8	3	3	0	0	1	3	5.8
Alabama	02/09/2025	*	28:17	0-5	.000	0-1	.000	0-0	.000	0	1	1	1.8	2	1	0	0	3	0	5.5
at Vanderbilt	02/13/2025	*	43:26	3-13	.231	0-3	.000	3-3	1.000	2	2	4	1.8	2	4	5	1	3	9	5.7
at Florida	02/16/2025	*	32:50	5-12	.417	4-6	.667	1-2	.500	0	1	1	1.8	0	2	4	0	1	15	6.0
Texas A&M	02/23/2025	*	22:47	4-9	.444	0-3	.000	0-0	.000	0	1	1	1.8	2	1	0	1	1	8	6.1
Texas	02/27/2025	*	30:50	1-6	.167	0-0	.000	0-0	.000	2	1	3	1.8	0	4	0	0	1	2	5.9
at Auburn	03/02/2025	*	21:35	2-5	.400	1-2	.500	1-1	1.000	0	2	2	1.8	5	2	4	0	0	6	5.9
Totals		30	827:24	58-167	.347	23-74	.311	39-46	.848	17	38	55	1.8	54	102	78	4	38	178	5.9

CAREER

SEASON	TEAM	GP-GS	MIN/AVG	FG-FGA	FG%	3FG-3FGA	3FG%	FT-FTA	FT%	OFF	DEF	TOT	AVG	PF-FO	A	TO	BLK	STL	PTS	AVG
2022-23	UAB	31-30	930/30.0	146-358	.408	24-86	.279	86-124	.694	11	79	90	2.9	79-2	132	98	1	24	402	13.0
2023-24	UAB	32-31	1064/33.3	161-379	.425	15-71	.211	91-116	.784	16	80	96	3.0	71-1	170	119	3	39	428	13.4
2024-25	MS	30-30	827/27.6	58-167	.347	23-74	.311	39-46	.848	17	38	55	1.8	54-1	102	78	4	38	178	5.9
TOTAL FOR MS		30-30	827/27.6	58-167	.347	23-74	.311	39-46	.848	17	38	55	1.8	54-1	102	78	4	38	178	5.9
TOTAL		93-91	2822/30.3	365-904	.404	62-231	.268	216-286	.755	44	197	241	2.6	204-4	402	295	8	101	1008	10.8

HIGHS

POINTS
Season.....15, at Florida, 2/16/25
SEC.....15, at Florida, 2/16/25
Career.....36, vs. FIU, 1/7/23*

REBOUNDS

Season.....4, (4x) Last at Vanderbilt, 2/13/25
SEC.....4, (3x) Last at Vanderbilt, 2/13/25
Career.....7 (3x), last vs. UTSA, 1/21/24*

ASSISTS

Season.....9, vs. South Carolina State 12/29/24
SEC.....7, vs Auburn, 1/23/25
Career.....11, at East Carolina 1/10/24*, at Charlotte 12/19/22*

BLOCKS

Season.....1 (4x), Last vs Texas A&M, 2/23/25
SEC.....1 (2x), Last vs Texas A&M, 2/23/25
Career.....1 (7x), Last vs Texas A&M, 2/23/25

STEALS

Season.....5, vs. Oklahoma, 1/9/25
SEC.....5, vs. Oklahoma, 1/9/25
Career.....5, (2x) Last vs. Oklahoma, 1/9/25

FIELD GOALS MADE

Season.....5, (2x) Last at Florida, 2/16/25
SEC.....5, (2x) Last at Florida, 2/16/25
Career.....14, vs. FIU, 1/7/23*

FIELD GOALS ATTEMPTED

Season.....13, at Vanderbilt, 2/13/25
SEC.....13, at Vanderbilt, 2/13/25
Career.....27, vs. FIU, 1/7/23*

THREE-POINT FIELD GOALS MADE

Season.....4, at Florida, 2/16/25
SEC.....4, at Florida, 2/16/25
Career.....4 (3x) Last at Florida, 2/16/25

THREE-POINT FIELD GOALS ATTEMPTED

Season.....6, at Florida, 2/16/25
SEC.....6, at Florida, 2/16/25
Career.....7, at North Texas 1/28/24*, at UTSA 12/31/22*

FREE THROWS MADE

Season.....5, vs. Chattanooga, 11/17/24
SEC.....4, (2x) Last vs Auburn, 1/23/25
Career.....13, vs. SMU, 1/14/24*

FREE THROWS ATTEMPTED

Season.....6, vs. South Florida, 11/29/24
SEC.....4, (2x) Last vs Auburn, 1/23/25
Career.....14, vs. SMU, 1/14/24*

MINUTES

Season.....43 (43:26), at Vanderbilt, 2/13/25
SEC.....43 (43:26), at Vanderbilt, 2/13/25
Career.....44 (43:50), at Wichita State, 1/25/24*
* AT UAB (2022-24)



1 DESTINEY MCPHAUL

R-JR. | G | 5-9 | PHILADELPHIA, PA. | WEST CATHOLIC HS | TEMPLE | NORTHWEST FLORIDA STATE COLLEGE



SCAN OR [CLICK HERE](#) FOR FULL BIO/STATISTICS

LAST FIVE GAMES

	GS	MIN	FG-FGA	FG%	3FG-3FGA	3FG%	FT-FTA	FT%	O-D-REB	PF	AST	TO	BLK	STL	PTS	+/-
at Auburn 3/2		18:12	1-1	100.0	0-0	0.0	0-0	0.0	0-0-0	5	1	7	0	0	2	+8
Texas 2/27		15:28	0-4	0.0	0-1	0.0	4-4	100.0	1-3-4	1	3	3	0	2	4	-1
Texas A&M 2/23		16:56	3-5	60.0	0-0	0.0	0-0	0.0	3-1-4	1	2	0	0	2	6	+18
at Florida 2/16		17:17	0-7	0.0	0-3	0.0	3-4	75.0	2-1-3	0	2	0	0	0	3	-9
at Vanderbilt 2/13		10:38	1-3	33.3	1-2	50.0	0-0	0.0	1-0-1	1	0	4	0	0	3	-12

SEASON STATISTICS

Games Played	Minutes/game	Points/game	FG Pct	3FG Pct	FT Pct	Rebounds/game	Assists/game	Turnovers/game	Assist/Turnover ratio	Steals/game	Blocks/game
27	22.1	7.6	46.7	35.7	81.1	2.7	2.6	2.0	1.3	1.2	0.2

2024-25

- Scored in double-figures for the third straight game after earning 10 on 50.0 percent shooting along with two steals against Alabama (Feb. 9)
- One of five to score 10+ against Arkansas (Feb. 6) after scoring 11 on 71.4 percent shooting with three steals.
- 10 points, three assists and one steal against LSU (Feb. 2).
- Finished with seven points and five assists against Ole Miss, the fourth time she has finished with five or more assists this season.
- Was a facilitator against Tennessee (Jan. 16), picked up eleven points, one block, one steal and career high seven assists. While in Knoxville, McPhaul saw her NW Florida State uniform at the WBK HOF for the first time.
- Went 2-3 from distance against Georgia (Jan. 12)
- Finished with double-digit points for what was the fourth straight game against Oklahoma, while knocking down a pair of threes (Jan. 9).
- Scored in double-figures for the fifth time this season against Kentucky (Jan. 2), where she had 10. Also picked up career-high six rebounds.
- McPhaul excelled for State against South Carolina State (Dec. 29), where she picked up 14 points making a career high four threes on 80% shooting from behind the arc.
- Scored 10 or more points in consecutive games to open the season with 15 points in 22 minutes vs. Alcorn State (Nov. 10) and 11 points in her NCAA and Mississippi State debut in the season opener vs. Memphis (Nov. 7).
- McPhaul was ranked as the top-guard and second-overall junior college prospect in the 2024 class by JUCO World Exposure.

CAREER

- McPhaul was named a 2024 National Junior College Athletic Association (NJCAA) First Team All-American after she averaged 13.2 points, 4.8 assists and 3.0 rebounds in 31.7 minutes per game. Due to her success at the junior college level, McPhaul will have her jersey commemorated throughout the 2024-25 season at the Women's Basketball Hall of Fame in Knoxville, Tenn.
- McPhaul helped guide Northwest Florida State College to consecutive National Junior College Athletic Association (NJCAA) Championship game appearances.
- McPhaul's 475 points in 2023-24 were the fourth-best single-season total in Northwest Florida State College program history.

GAME-BY-GAME

Opponent	Date	GS	MIN	FG-FGA	PCT	3FG-3FGA	PCT	FT-FTA	PCT	OFF	DEF	TOT	AVG	PF	A	TO	BLK	STL	PTS	AVG
Memphis	11/07/2024		21:25	4-7	.571	0-2	.000	3-5	.600	0	4	4	4.0	0	3	0	0	3	11	11.0
Alcorn	11/10/2024		22:15	5-6	.833	3-3	1.000	2-2	1.000	0	2	2	3.0	4	2	3	0	0	15	13.0
Alabama St.	11/13/2024		19:13	3-6	.500	1-3	.333	0-0	.000	0	3	3	3.0	0	0	6	0	3	7	11.0
Chattanooga	11/17/2024		14:54	1-3	.333	0-1	.000	2-2	1.000	0	1	1	2.5	2	1	1	0	0	4	9.3
Mercer	11/20/2024		24:15	3-6	.500	2-3	.667	0-0	.000	0	4	4	2.8	3	2	2	0	0	8	9.0
vs Jacksonville	11/24/2024		26:31	2-4	.500	0-2	.000	2-2	1.000	0	4	4	3.0	3	4	1	0	1	6	8.5
vs Utah	11/28/2024		20:05	0-2	.000	0-1	.000	0-0	.000	0	2	2	2.9	2	3	3	0	1	0	7.3
vs South Fla.	11/29/2024		15:02	1-4	.250	0-0	.000	1-2	.500	0	0	0	2.5	1	1	0	0	1	3	6.8
vs Belmont	12/14/2024		22:08	4-4	1.000	0-0	.000	5-6	.833	0	2	2	2.4	3	2	1	0	0	13	7.4
at ULM	12/17/2024		30:12	1-5	.200	0-2	.000	1-1	1.000	0	3	3	2.5	2	5	4	0	1	3	7.0
at UMES	12/20/2024	*	31:36	2-5	.400	0-3	.000	2-4	.500	1	3	4	2.6	0	3	1	2	2	6	6.9
South Carolina St.	12/29/2024		26:40	4-5	.800	4-5	.800	2-4	.500	0	4	4	2.8	1	4	0	0	5	14	7.5
at Kentucky	01/02/2025		25:15	3-10	.300	1-4	.250	3-3	1.000	2	4	6	3.0	1	6	0	0	2	10	7.7
South Carolina	01/05/2025		24:51	6-9	.667	1-1	1.000	1-1	1.000	0	3	3	3.0	5	2	2	1	0	14	8.1
Oklahoma	01/09/2025		25:35	3-10	.300	2-5	.400	2-2	1.000	0	1	1	2.9	1	1	0	1	0	10	8.3
at Georgia	01/12/2025		20:02	2-3	.667	2-3	.667	0-0	.000	0	2	2	2.8	3	2	2	0	0	6	8.1
at Tennessee	01/16/2025		28:54	3-10	.300	0-4	.000	5-6	.833	2	4	6	3.0	4	7	4	1	1	11	8.3
Ole Miss	01/19/2025		26:52	3-7	.429	0-0	.000	1-1	1.000	1	3	4	3.1	0	5	3	0	2	7	8.2
Auburn	01/23/2025		16:05	4-4	1.000	0-0	.000	0-0	.000	0	2	2	3.0	2	1	2	0	1	8	8.2
at LSU	02/02/2025		26:04	3-7	.429	1-2	.500	3-3	1.000	0	3	3	3.0	4	3	2	0	1	10	8.3
Arkansas	02/06/2025		22:58	5-7	.714	1-3	.333	0-0	.000	0	0	0	2.9	4	1	2	0	3	11	8.4
Alabama	02/09/2025		28:27	4-8	.500	1-3	.333	1-1	1.000	0	2	2	2.8	2	3	1	0	2	10	8.5
at Vanderbilt	02/13/2025		10:38	1-3	.333	1-2	.500	0-0	.000	1	0	1	2.7	1	0	4	0	0	3	8.3
at Florida	02/16/2025		17:17	0-7	.000	0-3	.000	3-4	.750	2	1	3	2.8	0	2	0	0	0	3	8.0
Texas A&M	02/23/2025		16:56	3-5	.600	0-0	.000	0-0	.000	3	1	4	2.8	1	2	0	0	2	6	8.0
Texas	02/27/2025		15:28	0-4	.000	0-1	.000	4-4	1.000	1	3	4	2.8	1	3	3	0	2	4	7.8
at Auburn	03/02/2025		18:12	1-1	1.000	0-0	.000	0-0	.000	0	0	0	2.7	5	1	7	0	0	2	7.6
Totals			1 597:50	71-152	.467	20-56	.357	43-53	.811	13	61	74	2.7	55	69	54	5	33	205	7.6

CAREER

SEASON	TEAM	GP-GS	MIN/AVG	Field Goals	3-Point	F-Throws	Rebounds	PF-FO	A	TO	BLK	STL	PTS	AVG
2024-25	MS	27-1	598/22.1	71-152	.467	20-56	.357	43-53	.811	13	61	74	2.7	55-2 69 54 5 33 205 7.6
TOTAL		27-1	598/22.1	71-152	.467	20-56	.357	43-53	.811	13	61	74	2.7	55-2 69 54 5 33 205 7.6

HIGHS

Points.....15, vs. Alcorn State, 11/10/24
SEC.....14 vs. South Carolina, 1/5/25
Career.....15, vs. Alcorn State, 11/10/24

REBOUNDS

Season.....6, at Kentucky, 1/2/25
SEC.....6, at Kentucky, 1/2/25
Career.....6, at Kentucky, 1/2/25

ASSISTS

Season.....7, at Tennessee, 1/16/25
SEC.....7, at Tennessee, 1/16/25
Career.....7, at Tennessee, 1/16/25

BLOCKS

Season.....2, at UMES, 12/20/24
SEC.....1, (3x) Last at Tennessee (1/16/25)
Career.....2, at UMES, 12/20/24

STEALS

Season.....5, vs. South Carolina State, 12/29/24
SEC.....2, (2x) Last vs Ole Miss
Career.....5, vs. South Carolina State, 12/29/24

FIELD GOALS MADE

Season.....6, vs. South Carolina, 1/5/25
SEC.....6, vs. South Carolina, 1/5/25
Career.....6, vs. South Carolina, 1/5/25

FIELD GOALS ATTEMPTED

Season.....10, (3x) Last at Tennessee, 1/16/25
SEC.....10, (3x) Last at Tennessee, 1/16/25
Career.....10, (3x) Last at Tennessee, 1/16/25

THREE-POINT FIELD GOALS MADE

Season.....4, vs. South Carolina State, 12/29/24
SEC.....2, at Georgia, 1/12/25
Career.....4, vs. South Carolina State, 12/29/24

THREE-POINT FIELD GOALS ATTEMPTED

Season.....5, vs. South Carolina State, 12/29/24
SEC.....4, (2x) Last at Tennessee, 1/16/25
Career.....5, vs. South Carolina State, 12/29/24

FREE THROWS MADE

Season.....5, (2x) Last at Tennessee, 1/16/25
SEC.....5, at Tennessee, 1/16/25
Career.....5, (2x) Last at Tennessee, 1/16/25

FREE THROWS ATTEMPTED

Season.....6, (2x) Last at Tennessee, 1/16/25
SEC.....6, at Tennessee, 1/16/25
Career.....6, (2x) Last at Tennessee, 1/16/25

MINUTES

Season.....32 (31:36), at UMES, 12/20/24
SEC.....29 (28:54) at Tennessee, 1/16/25
Career.....32 (31:36), at UMES, 12/20/24



2

JERKAILA JORDAN

GR. ^ | G | 5-10 | NEW ORLEANS, LA. | JOHN CURTIS HS | TULANE



SCAN OR [CLICK HERE](#) FOR FULL BIO/STATISTICS

LAST FIVE GAMES

	GS	MIN	FG-FGA	FG%	3FG-3FGA	3FG%	FT-FTA	FT%	O-D-REB	PF	AST	TO	BLK	STL	PTS	+/-
at Auburn 3/2	*	33:55	5-15	33.3	1-3	33.3	6-9	66.7	2-6-8	2	3	1	0	2	17	+9
Texas 2/27	*	30:34	4-11	36.4	2-6	33.3	4-4	100.0	2-0-2	4	2	2	1	2	14	-9
Texas A&M 2/23	*	29:27	4-12	33.3	0-1	0.0	5-5	100.0	4-3-7	2	4	1	1	2	13	+21
at Florida 2/16	*	32:33	4-8	50.0	2-3	66.7	2-5	40.0	0-2-2	3	0	6	0	2	12	-8
at Vanderbilt 2/13	*	29:24	9-24	37.5	0-6	0.0	3-5	60.0	1-3-4	4	0	1	0	1	21	0

SEASON STATISTICS

Games Played	Minutes/game	Points/game	FG Pct	3FG Pct	FT Pct	Rebounds/game	Assists/game	Turnovers/game	Assist/Turnover ratio	Steals/game	Blocks/game
30	30.1	16.0	41.8	27.8	71.1	5.8	2.1	1.9	1.1	2.0	0.7

2024-25

- 17 points, eight rebounds, three assists and two steals in regular season finale at Auburn (Mar. 2).
- In her last regular season game at home, Jordan led the Bulldogs with 14 points, two assists, two steals and a block against Texas (Feb. 27).
- Scored 13 points, seven rebounds, four assists, two steals and one block while going 5-5 from the stripe against Texas A&M (Feb. 23)
- Led State scoring with 21 points in double OT win against Vanderbilt (Feb. 13).
- Eight points along with four assists and a season-high six steals against Alabama (Feb. 9).
- 16 points on 8-17 shooting against Arkansas (Feb. 6) with five steals and three assists.
- Became the first player in the SEC to score 40+ points in conference play this season after scoring a new career-high 40 points against Missouri (Jan. 27) on 61.9 percent shooting from the field and 55.5 shooting beyond the arc, while bringing in eight boards and two steals.
- Led team with 15 points along with three steals against Auburn (Jan. 23). Has posted 10+ points with 3+ steals five times this season.
- Posted her second-straight 24 point performance against Oklahoma (Jan. 9) along with six rebounds, four steals and one block.
- Jordan picked up 23 points against ULM (Dec. 17), which marked a fifth-straight 20+ point performance (Nov. 29-Dec. 17). She was the first Bulldog to do such since Anastasia Hayes did in January 2022. Over that stretch, Jordan averaged 22.6 ppg, 7.0 rpg, 2.0 apg, 2.2 bpg and 1.4 spg.
- Jordan finished with her 14th double-double of her career after scoring a team-high 25 points and collecting 15 rebounds, a career-high, in State's victory over Belmont (Dec. 14)
- Jordan recorded 25 points on 10-19 from the field with five rebounds, two assists and two steals in 35 minutes at Georgia Tech (Dec. 4).
- One of 11 players in program history to start 100 games at Mississippi State.
- Jordan now sits in second for the most steals in program history (1st - Tan White - 372) and has moved into seventh, now trailing Debreasha Powe, with 172 threes made (5th - Blair Schaefer - 175) in Mississippi State program history.

GAME-BY-GAME

Opponent	Date	GS	MIN	FG-FGA	PCT	3FG-3FGA	PCT	FT-FTA	PCT	OFF	DEF	TOT	AVG	PF	A	TO	BLK	STL	PTS	AVG	
Memphis	11/07/2024	*	18:22	1-11	.091	0-2	.000	0-0	.000	4	2	6	6.0	3	3	1	0	0	2	2.0	
Alcorn	11/10/2024	*	27:46	7-18	.389	1-6	.167	5-6	.833	2	5	7	6.5	2	4	2	0	2	20	11.0	
Alabama St.	11/13/2024	*	23:14	2-9	.222	0-5	.000	1-2	.500	3	5	8	7.0	1	2	1	0	1	5	9.0	
Chattanooga	11/17/2024	*	32:39	5-10	.500	0-2	.000	2-2	1.000	0	8	8	7.3	1	2	0	1	2	12	9.8	
Mercer	11/20/2024	*	23:31	6-12	.500	3-4	.750	0-0	.000	2	9	11	8.0	1	5	0	1	0	15	10.8	
vs Jacksonville	11/24/2024	*	23:16	5-9	.556	1-5	.200	1-2	.500	1	9	10	8.3	2	2	1	0	3	12	11.0	
vs Utah	11/28/2024	*	39:20	3-12	.250	0-4	.000	3-6	.500	0	2	2	7.4	2	3	3	0	1	9	10.7	
vs South Fla.	11/29/2024	*	34:03	8-19	.421	0-5	.000	4-4	1.000	2	4	6	7.3	2	2	3	1	0	20	11.9	
at Georgia Tech	12/04/2024	*	35:26	10-19	.526	2-5	.400	3-3	1.000	0	5	5	7.0	2	2	1	1	2	25	13.3	
at Chicago St.	12/08/2024	*	29:44	9-13	.692	3-6	.500	0-0	.000	0	5	5	6.8	1	3	1	5	3	21	14.1	
vs Belmont	12/14/2024	*	33:09	11-24	.458	1-6	.167	1-3	.333	4	11	15	7.5	3	1	0	1	1	24	15.0	
at ULM	12/17/2024	*	29:39	8-15	.533	1-2	.500	6-8	.750	4	0	4	7.3	3	2	4	3	1	23	15.7	
at UMES	12/20/2024	*	27:22	3-12	.250	0-4	.000	0-0	.000	1	3	4	7.0	3	4	3	2	3	6	14.9	
South Carolina St.	12/29/2024	*	23:23	4-11	.364	2-7	.286	0-0	.000	2	2	4	6.8	0	3	1	0	2	10	14.6	
at Kentucky	01/02/2025	*	28:54	7-21	.333	1-4	.250	2-3	.667	2	3	5	6.7	2	0	2	1	2	17	14.7	
South Carolina	01/05/2025	*	32:26	9-18	.500	2-2	1.000	4-5	.800	2	4	6	6.6	0	0	1	0	2	24	15.3	
Oklahoma	01/09/2025	*	35:06	10-17	.588	0-2	.000	4-5	.800	1	5	6	6.6	1	3	3	1	4	24	15.8	
at Georgia	01/12/2025	*	33:59	3-10	.300	2-2	1.000	3-6	.500	2	5	7	6.6	3	1	2	1	0	11	15.6	
at Tennessee	01/16/2025	*	35:52	5-12	.417	3-6	.500	4-4	1.000	1	1	2	6.4	1	0	5	0	2	17	15.6	
Ole Miss	01/19/2025	*	31:28	8-18	.444	2-7	.286	1-2	.500	0	3	3	6.2	3	1	3	0	3	19	15.8	
Auburn	01/23/2025	*	25:06	6-11	.545	1-3	.333	2-2	1.000	1	3	4	6.1	1	2	2	0	3	15	15.8	
at Missouri	01/27/2025	*	38:26	13-21	.619	5-9	.556	9-17	.529	4	4	8	6.2	0	0	3	0	2	40	16.9	
at LSU	02/02/2025	*	24:15	2-12	.167	0-3	.000	5-6	.833	0	3	3	6.0	3	1	0	1	0	9	16.5	
Arkansas	02/06/2025	*	29:37	8-17	.471	0-3	.000	0-1	.000	5	5	10	6.2	2	3	3	0	5	16	16.5	
Alabama	02/09/2025	*	31:13	1-10	.100	0-3	.000	6-6	1.000	1	2	3	6.1	3	4	2	0	6	8	16.2	
at Vanderbilt	02/13/2025	*	29:24	9-24	.375	0-6	.000	3-5	.600	1	3	4	6.0	4	0	1	0	1	21	16.3	
at Florida	02/16/2025	*	32:33	4-8	.500	2-3	.667	2-5	.400	0	2	2	5.9	3	0	6	0	2	12	16.2	
Texas A&M	02/23/2025	*	29:27	4-12	.333	0-1	.000	5-5	1.000	4	3	7	5.9	2	4	1	1	2	13	16.1	
Texas	02/27/2025	*	30:34	4-11	.364	2-6	.333	4-4	1.000	2	0	2	5.8	4	2	2	1	2	14	16.0	
at Auburn	03/02/2025	*	33:55	5-15	.333	1-3	.333	6-9	.667	2	6	8	5.8	2	3	1	0	2	17	16.0	
Totals			30	903:08	180-431	.418	35-126	.278	86-121	.711	53	122	175	5.8	63	62	58	21	59	481	16.0

CAREER

SEASON	TEAM	GP-GS	MIN/AVG	FG-FGA	FG%	3FG-3FGA	3FG%	FT-FTA	FT%	OFF	DEF	TOT	AVG	PF-FO	A	TO	BLK	STL	PTS	AVG
2020-21	Tulane	27-27	837/31.0	168-352	.477	33-90	.367	81-114	.711	32	74	106	3.9	59-0	68	91	18	61	450	16.7
2021-22	MS	29-29	888/30.6	152-338	.450	48-125	.384	43-64	.672	46	116	162	5.6	61-0	31	36	24	57	395	13.6
2022-23	MS	33-33	907/27.5	144-330	.436	49-122	.402	56-80	.700	52	118	170	5.2	72-0	64	65	23	72	393	11.9
2023-24	MS	35-35	1077/30.8	213-479	.445	40-120	.333	102-129	.791	57	148	205	5.9	76-3	84	79	24	74	568	16.2
2024-25	MS	30-30	903/30.1	180-431	.418	35-126	.278	86-121	.711	53	122	175	5.8	63-0	62	58	21	59	481	16.0
TOTAL FOR MS		127-127	3776/29.7	689-1578	.437	172-493	.349	287-394	.728	208	504	712	5.6	272-3	241	238	92	262	1837	14.5
TOTAL		154-154	4613/30.0	857-1930	.444	205-583	.352	368-508	.724	240	578	818	5.3	331-3	309	329	110	323	2287	14.9

HIGHS

POINTS	
Season.....	40, at Missouri, 1/27/25
SEC.....	40, at Missouri, 1/27/25
Career.....	40, at Missouri, 1/27/25

REBOUNDS

Season.....	15, vs. Belmont, 12/14/24
SEC.....	12, at Florida, 1/22/24, vs. Auburn, 1/19/23
Career.....	15, vs. Belmont, 12/14/24

ASSISTS

Season.....	5, vs. Mercer, 11/20/24
SEC.....	5, vs. Vanderbilt, 1/4/24, vs. Auburn, 1/19/23
Career.....	6, at Colorado State, 12/20/23

BLOCKS

Season.....	5, at Chicago State, 12/8/24
SEC.....	4, vs. Georgia, 2/8/24
Career.....	5, at Chicago State, 12/8/24

STEALS

Season.....	6, vs. Alabama, 2/9/25
SEC.....	6, (2x) Last vs. Alabama, 2/9/25
Career.....	7, vs. Texas A&M Commerce, 12/11/22

FIELD GOALS MADE

Season.....	13, at Missouri, 1/27/25
SEC.....	13, at Missouri, 1/27/25
Career.....	13, (2x) Last at Missouri, 1/27/25

FIELD GOALS ATTEMPTED

Season.....	24, (2x) Last at Vanderbilt, 2/13/25
SEC.....	24, at Vanderbilt, 2/13/25
Career.....	27, at Penn State, 3/28/24

THREE-POINT FIELD GOALS MADE

Season.....	5, at Missouri, 1/27/25
SEC.....	5, at Missouri, 1/27/25
Career.....	6, vs. Alcorn State, 11/14/21

THREE-POINT FIELD GOALS ATTEMPTED

Season.....	8, at Missouri, 1/27/25
SEC.....	9, at Missouri, 2/16/23, vs. Kentucky, 2/15/22
Career.....	10, vs. Troy, 12/18/21, vs. Alcorn State, 11/14/21

FREE THROWS MADE

Season.....	9, at Missouri, 1/27/25
SEC.....	9, at Missouri, 1/27/25
Career.....	10, at Penn State, 3/28/24

FREE THROWS ATTEMPTED

Season.....	17, at Missouri, 1/27/25
SEC.....	17, at Missouri, 1/27/25
Career.....	17, at Missouri, 1/27/25

MINUTES

Season.....	39 (39:20), vs. Utah, 11/28/24
SEC.....	40, (39:57) at Ole Miss, 2/18/24
Career.....	40, (39:57) at Ole Miss, 2/18/24
* AT TULANE (2020-21)	



4

ENIYA RUSSELL

GR. ^ | G/F | 6-0 | BALTIMORE, MD. | SAINT VINCENT PALLOTTI HS | SOUTH CAROLINA | KENTUCKY



SCAN OR [CLICK HERE](#) FOR FULL BIO/STATISTICS

LAST FIVE GAMES

	GS	MIN	FG-FGA	FG%	3FG-3FGA	3FG%	FT-FTA	FT%	O-D-REB	PF	AST	TO	BLK	STL	PTS	+/-
at Auburn 3/2		24:53	7-12	58.3	0-1	0.0	5-6	83.3	2-4-6	2	1	1	1	0	19	+7
Texas 2/27		20:28	1-6	16.7	0-0	0.0	1-2	50.0	2-4-6	1	1	2	0	1	3	-2
Texas A&M 2/23		25:05	3-9	33.3	3-6	50.0	4-6	66.7	0-5-5	0	5	2	0	1	13	+8
at Florida 2/16		12:05	0-3	0.0	0-1	0.0	4-4	100.0	2-3-5	2	2	5	0	1	4	+9
at Vanderbilt 2/13		27:14	0-10	0.0	0-5	0.0	0-0	0.0	1-3-4	1	2	2	0	0	0	-6

SEASON STATISTICS

Games Played	Minutes/game	Points/game	FG Pct	3FG Pct	FT Pct	Rebounds/game	Assists/game	Turnovers/game	Assist/Turnover ratio	Steals/game	Blocks/game
30	26.3	11.7	42.2	30.8	64.2	4.9	3.6	3.2	1.1	0.7	0.2

2024-25

- 19 points on 58.3 shooting and 5-6 from charity stripe along with six rebounds against Auburn (Mar. 2). 20th double-digit performance this year
- Finished with 13 points on 50% shooting beyond the arch against Texas A&M (Feb. 23), her 19th double-digit performance this season.
- Led the Bulldogs with 13 points against LSU (Feb. 2), along with four rebounds, four assists and two steals.
- 15 points and six rebounds against Auburn (Jan. 23), the eighth time she's tallied 15+ points with 5+ rebounds this season.
- Picked up 15 points against Ole Miss (Jan. 19) on 66.7 percent shooting from the field and three, along with five rebounds and a steal.
- Russell finished with 21 points and nine assists against Georgia (Jan. 12), tying her career highs in assists and three pointers made.
- Russell picked up 12 points, four rebounds and three assists against Oklahoma (Jan. 9), her fifth-straight in double figures and 11th of her last 12.
- Finished with 12 points in South Carolina, which was the second game in a row she played against one of her former teams.
- Picked up 13 points and a team-high six rebounds in her return to Lexington against Kentucky (Jan. 2).
- Russell picked up her first career double-double against UMES (Dec. 20) with 16 points on 7-15 shooting and 10 rebounds. She led the Bulldogs with six assists as well.
- Russell has scored 10 or more points in 18 of 25 games at Mississippi State and has tallied the most assists in a single-season in her career..
- Russell exploded for a career-high 26 points, her fifth-career game with 20 or more points, on 10-15 from the field, 4-8 from three and 2-3 from the free-throw line in 25 minutes in the season opener against Memphis (Nov. 7). It marked the most points in a Mississippi State debut since at least 1983-94, per the records available. The four threes made and eight attempted also marked career highs.
- Twice recruited by Coach Purcell prior to Mississippi State, Russell was rated the No. 24 transfer portal prospect in the 2024 class by ESPN (Charlie Creme).
- Prior to 2024-25, Russell played in 104 games with two starts over four seasons at South Carolina and most recently Kentucky from 2020-24.

GAME-BY-GAME

Opponent	Date	GS	MIN	FG-FGA	PCT	3FG-3FGA	PCT	FT-FTA	PCT	OFF	DEF	TOT	AVG	PF	A	TO	BLK	STL	PTS	AVG
Memphis	11/07/2024	*	24:52	10-15	.667	4-8	.500	2-3	.667	1	2	3	3.0	1	1	3	0	0	26	26.0
Alcorn	11/10/2024	*	27:48	3-6	.500	0-2	.000	2-4	.500	0	10	10	6.5	4	2	5	0	1	8	17.0
Alabama St.	11/13/2024	*	25:44	5-9	.556	2-4	.500	4-5	.800	1	0	1	4.7	1	8	2	0	1	16	16.7
Chattanooga	11/17/2024	*	31:09	7-13	.538	1-5	.200	4-5	.800	1	6	7	5.3	1	4	4	0	1	19	17.3
Mercer	11/20/2024	*	23:17	3-9	.333	1-2	.500	1-2	.500	1	5	6	5.4	2	6	2	0	3	8	15.4
vs Jacksonville	11/24/2024	*	22:14	5-10	.500	0-3	.000	2-2	1.000	0	3	3	5.0	3	3	3	1	0	12	14.8
vs Utah	11/28/2024	*	31:26	6-12	.500	1-3	.333	0-0	.000	1	3	4	4.9	1	4	1	1	0	13	14.6
vs South Fla.	11/29/2024	*	30:09	5-11	.455	0-2	.000	0-0	.000	0	7	7	5.1	2	3	1	0	0	10	14.0
at Georgia Tech	12/04/2024	*	30:10	8-15	.533	1-5	.200	1-2	.500	1	8	9	5.6	3	9	7	0	0	18	14.4
at Chicago St.	12/08/2024	*	25:50	6-12	.500	3-7	.429	2-2	1.000	0	5	5	5.5	2	5	5	1	1	17	14.7
vs Belmont	12/14/2024	*	29:27	5-11	.455	0-2	.000	1-6	.167	1	2	3	5.3	3	3	2	0	0	11	14.4
at ULM	12/17/2024	*	09:13	1-3	.333	0-1	.000	0-0	.000	0	2	2	5.0	1	1	0	0	1	2	13.3
at UMES	12/20/2024	*	27:29	7-15	.467	2-9	.222	0-0	.000	3	7	10	5.4	4	6	5	0	0	16	13.5
South Carolina St.	12/29/2024	*	27:19	5-13	.385	1-5	.200	0-0	.000	0	0	0	5.0	1	6	6	1	2	11	13.4
at Kentucky	01/02/2025	*	30:02	5-15	.333	1-2	.500	2-2	1.000	2	4	6	5.1	4	2	2	0	1	13	13.3
South Carolina	01/05/2025	*	28:05	4-9	.444	0-2	.000	4-5	.800	1	3	4	5.0	2	1	4	0	0	12	13.3
Oklahoma	01/09/2025	*	32:32	3-12	.250	2-4	.500	4-6	.667	1	3	4	4.9	1	3	3	0	2	12	13.2
at Georgia	01/12/2025	*	38:13	8-15	.533	4-9	.444	1-5	.200	1	5	6	5.0	0	9	4	0	0	21	13.6
at Tennessee	01/16/2025	*	29:42	3-8	.375	0-3	.000	0-1	.000	0	1	1	4.8	2	5	2	0	0	6	13.2
Ole Miss	01/19/2025	*	29:32	6-9	.667	2-3	.667	1-2	.500	1	4	5	4.8	4	1	7	0	1	15	13.3
Auburn	01/23/2025	*	32:36	5-12	.417	2-6	.333	3-4	.750	1	5	6	4.9	1	5	2	0	1	15	13.4
at Missouri	01/27/2025	*	30:51	2-8	.250	1-2	.500	2-3	.667	2	5	7	5.0	2	4	4	1	0	7	13.1
at LSU	02/02/2025		28:53	5-15	.333	3-10	.300	0-0	.000	0	4	4	4.9	2	4	3	0	2	13	13.1
Arkansas	02/06/2025		13:45	1-6	.167	1-2	.500	1-2	.500	0	4	4	4.9	3	1	2	0	0	4	12.7
Alabama	02/09/2025		18:15	3-10	.300	1-3	.333	1-2	.500	0	4	4	4.8	3	0	4	0	1	8	12.5
at Vanderbilt	02/13/2025		27:14	0-10	.000	0-5	.000	0-0	.000	1	3	4	4.8	1	2	2	0	0	0	12.0
at Florida	02/16/2025		12:05	0-3	.000	0-1	.000	4-4	1.000	2	3	5	4.8	2	2	5	0	1	4	11.7
Texas A&M	02/23/2025		25:05	3-9	.333	3-6	.500	4-6	.667	0	5	5	4.8	0	5	2	0	1	13	11.8
Texas	02/27/2025		20:28	1-6	.167	0-0	.000	1-2	.500	2	4	6	4.9	1	1	2	0	1	3	11.5
at Auburn	03/02/2025		24:53	7-12	.583	0-1	.000	5-6	.833	2	4	6	4.9	2	1	1	1	0	19	11.7

CAREER

		Field Goals					3-Point		F-Throws		Rebounds				Scoring						
SEASON	TEAM	GP-GS	MIN/AVG	FG-FGA	FG%	3FG-3FGA	3FG%	FT-FTA	FT%	OFF	DEF	TOT	AVG	PF-FO	A	TO	BLK	STL	PTS	AVG	
2020-21	SC	26-0	168/6.5	22-66	.333	4-20	.200	21-35	.600	3	21	24	0.9	21-0	7	15	3	8	69	2.7	
2021-22	SC	23-0	177/7.7	19-45	.422	5-12	.417	10-17	.588	5	25	30	1.3	18-0	19	16	2	4	53	2.3	
2022-23	UK	23-0	256/11.1	30-87	.345	6-22	.273	20-35	.571	12	23	35	1.5	28-1	23	34	6	9	86	3.7	
2023-24	UK	32-2	661/20.7	124-301	.412	9-42	.214	66-96	.688	34	80	114	3.6	73-0	47	73	18	23	323	10.1	
2024-25	MS	30-21	788/26.3	132-313	.422	36-117	.308	52-81	.642	26	121	147	4.9	59-0	107	95	6	21	352	11.7	
TOTAL FOR MS		30-21	788/26.3	132-313	.422	36-117	.308	52-81	.642	26	121	147	4.9	59-0	107	95	6	21	352	11.7	
TOTAL		134-23	2051/15.3	327-812	.403	60-213	.282	169-264	.640	80	270	350	2.6	199-1	203	233	35	65	883	6.6	

HIGHS

POINTS

Season..... 26, vs. Memphis, 11/7/24
SEC..... 24, vs. Florida, 2/18/24*
Career..... 26, vs. Memphis, 11/7/24

REBOUNDS

Season..... 10, (2x) Last at UMES, 12/20/24
SEC..... 7 (3x), Last at Mississippi State, 2/22/24*
Career..... 10, (2x) Last at UMES, 12/20/24

ASSISTS

Season..... 9, (2x) Last at Georgia, 1/12/25
SEC..... 9, at Georgia, 1/12/25
Career..... 9, (2x) Last at Georgia, 1/12/25

BLOCKS

Season..... 1 (3x), last at Chicago State, 12/8/24
SEC.. 2, vs. Mississippi State, 2/1/24*, vs. Texas A&M, 2/11/24*
Career..... 2 (3x), last vs. Texas A&M, 2/11/24*

STEALS

Season..... 3, vs. Mercer, 11/20/24
SEC..... 3, at Mississippi State, 2/22/24*
Career... 3, vs. Mercer, 11/20/24, at Mississippi State, 2/22/24*

FIELD GOALS MADE

Season..... 10, vs. Memphis, 11/7/24
SEC..... 8 (4x) Last at Georgia, 1/12/25
Career..... 10, vs. Memphis, 11/7/24

FIELD GOALS ATTEMPTED

Season..... 15, (5x) Last at LSU 2/2/25
SEC..... 17, vs. Tennessee, 3/7/24*, vs. Missouri, 1/21/24*
Career..... 17, vs. Tennessee, 3/7/24*, vs. Missouri, 1/21/24*

THREE-POINT FIELD GOALS MADE

Season..... 4, (2x) Last at Georgia, 1/12/25
SEC..... 4, at Georgia, 1/12/25
Career..... 4, (2x) at Georgia, 1/12/25

THREE-POINT FIELD GOALS ATTEMPTED

Season..... 10, at LSU 2/2/25
SEC..... 10, at LSU 2/2/25
Career..... 10, at LSU 2/2/25

FREE THROWS MADE

Season..... 5, at Auburn, 3/2/25
SEC..... 7, vs. Florida, 2/18/24*
Career.... 7, vs. Florida 2/18/24*, vs. Boston College, 11/30/23*

FREE THROWS ATTEMPTED

Season..... 6, (3x) Last at Auburn, 3/2/25
SEC..... 10, vs. Florida, 2/18/24*
Career..... 10, vs. Florida, 2/18/24*

MINUTES

Season..... 38 (38:13) at Georgia, 1/12/25
SEC..... 38 (38:13) at Georgia, 1/12/25
Career..... 38 (38:13) at Georgia, 1/12/25

* AT KENTUCKY (2022-24), ! AT SOUTH CAROLINA (2020-22)



5 CHANDLER PRATER

GR. | G/F | 5-10 | KANSAS CITY, MO. | NORTH KANSAS CITY HS | KANSAS | OKLAHOMA STATE



SCAN OR CLICK HERE FOR FULL BIO/STATISTICS

LAST FIVE GAMES

	GS	MIN	FG-FGA	FG%	3FG-3FGA	3FG%	FT-FTA	FT%	O-D-REB	PF	AST	TO	BLK	STL	PTS	+/-
at Auburn 3/2	*	33:05	3-5	60.0	0-1	0.0	6-6	100.0	1-3-4	1	2	5	2	2	12	+1
Texas 2/27	*	29:57	4-8	50.0	1-1	100.0	0-0	0.0	1-3-4	3	1	1	0	0	9	-1
Texas A&M 2/23	*	25:19	2-6	33.3	0-2	0.0	0-0	0.0	0-2-2	4	1	2	0	1	4	+19
at Florida 2/16	*	32:59	5-7	71.4	0-1	0.0	0-0	0.0	0-3-3	0	2	2	0	0	10	+1
at Vanderbilt 2/13	*	41:11	4-8	50.0	0-1	0.0	3-4	75.0	3-6-9	1	1	3	0	2	11	+27

SEASON STATISTICS

Games Played	Minutes/game	Points/game	FG Pct	3FG Pct	FT Pct	Rebounds/game	Assists/game	Turnovers/game	Assist/Turnover ratio	Steals/game	Blocks/game
30	22.3	6.4	42.9	31.5	86.1	4.2	1.4	2.0	0.7	0.7	0.3

2024-25

- Finished with 12 points on 3-5 shooting from the field, collecting four rebounds, two assists, two blocks and two steals against Auburn (Mar. 2)
- Prater picked up nine points on 50 percent shooting against Texas, including knocking down her only three-point attempt (Feb. 27).
- 10 points on 5-7 shooting against Florida (Feb. 16).
- Scored 11 points against Vanderbilt (Feb. 13), the sixth time with 10 or more points this season, along with tying her season-high of nine rebounds.
- In her second consecutive start, Prater picked up 14 points on 54.5 percent, including two threes and a steal against Arkansas (Feb. 6)
- Gathered six points and nine rebounds in her first start since December against LSU (Feb. 2)
- Tied her season-high of 14 points on 5-6 shooting against Auburn, including 2-2 from three, while setting a new single-game SEC best with six rebounds and two assists.
- Knocked down a pair of threes and blocked two shots in State's contest against Georgia (Jan. 12).
- In her second start as a Bulldog, Prater finished with a season-highs of 14 points and two steals, along with eight rebounds.
- Prater recorded back-to-back outings with 10 or more points after 14 points on 5-9 from the field and 4-5 from three in 23 minutes at Chicago State (Dec. 8) in addition to six rebounds and three assists in 25 minutes at Georgia Tech (Dec. 4).
- In her first game back from injury, Prater recorded a near double-double with nine points and nine rebounds in 16 minutes in the season opener vs. Memphis (Nov. 7). She praised Strength and Conditioning Coach Kaiti Jones and Athletic Trainer Taylor Pitts for their part in her recovery.

GAME-BY-GAME

Opponent	Date	GS	MIN	FG-FGA	PCT	3FG-3FGA	PCT	FT-FTA	PCT	OFF DEF TOT AVG	PF	A	TO	BLK	STL	PTS	AVG
Memphis	11/07/2024		16:22	3-7	.429	0-1	.000	3-3	1.000	3 6 9 9.0	5	1	2	1	1	9	9.0
Alcorn	11/10/2024		18:05	2-5	.400	1-2	.500	0-0	.000	1 6 7 8.0	0	2	0	2	5	7.0	
Alabama St.	11/13/2024		12:37	1-2	.500	1-2	.500	0-0	.000	0 1 1 5.7	1	2	0	0	0	3	5.7
Chattanooga	11/17/2024		15:45	0-3	.000	0-3	.000	0-0	.000	0 3 3 5.0	1	2	1	0	0	0	4.3
Mercer	11/20/2024		17:27	1-3	.333	0-2	.000	1-2	.500	0 3 3 4.6	1	3	4	0	1	3	4.0
vs Jacksonville	11/24/2024		13:38	0-2	.000	0-0	.000	1-2	.500	3 0 3 4.3	1	1	2	1	0	1	3.5
vs Utah	11/28/2024		11:60	1-3	.333	1-1	1.000	1-2	.500	1 5 6 4.6	3	0	3	0	1	4	3.6
vs South Fla.	11/29/2024		12:55	0-1	.000	0-0	.000	0-0	.000	0 2 2 4.3	2	0	1	0	2	0	3.1
at Georgia Tech	12/04/2024		24:51	5-5	1.000	0-0	.000	0-0	.000	0 6 6 4.4	2	3	1	0	0	10	3.9
at Chicago St.	12/08/2024		23:23	5-9	.556	4-5	.800	0-0	.000	1 4 5 4.5	2	4	2	1	0	14	4.9
vs Belmont	12/14/2024		19:37	0-2	.000	0-1	.000	0-0	.000	0 1 1 4.2	2	0	2	0	0	0	4.5
at ULM	12/17/2024		16:55	2-3	.667	2-2	1.000	0-0	.000	0 3 3 4.1	0	2	1	0	0	6	4.6
at UMES	12/20/2024	*	23:29	1-4	.250	0-2	.000	2-2	1.000	0 3 3 4.0	1	3	2	0	0	4	4.5
South Carolina St.	12/29/2024	*	30:13	5-10	.500	1-3	.333	3-3	1.000	2 6 8 4.3	2	0	2	0	2	14	5.2
at Kentucky	01/02/2025		20:06	1-5	.200	0-1	.000	3-4	.750	0 4 4 4.3	1	1	2	2	1	5	5.2
South Carolina	01/05/2025		21:20	1-5	.200	0-1	.000	0-0	.000	0 2 2 4.1	1	1	2	0	2	2	5.0
Oklahoma	01/09/2025		13:31	1-6	.167	0-2	.000	0-0	.000	0 3 3 4.1	2	0	2	0	0	2	4.8
at Georgia	01/12/2025		17:24	2-5	.400	2-4	.500	2-2	1.000	3 0 3 4.0	1	2	2	2	0	8	5.0
at Tennessee	01/16/2025		22:23	3-8	.375	0-3	.000	0-0	.000	1 2 3 3.9	2	0	1	0	1	6	5.1
Ole Miss	01/19/2025		13:38	1-4	.250	0-0	.000	0-0	.000	0 1 1 3.8	1	0	2	0	0	2	4.9
Auburn	01/23/2025		24:53	5-6	.833	2-2	1.000	2-2	1.000	1 5 6 3.9	1	2	1	0	0	14	5.3
at Missouri	01/27/2025		29:18	3-11	.273	0-2	.000	0-0	.000	3 2 5 4.0	4	2	1	0	0	6	5.4
at LSU	02/02/2025	*	26:54	2-8	.250	0-4	.000	2-2	1.000	4 5 9 4.2	0	1	2	0	0	6	5.4
Arkansas	02/06/2025	*	32:23	6-11	.545	2-4	.500	0-0	.000	2 4 6 4.3	0	3	6	0	1	14	5.8
Alabama	02/09/2025	*	26:08	3-6	.500	0-1	.000	2-2	1.000	1 0 1 4.1	4	1	1	0	1	8	5.8
at Vanderbilt	02/13/2025	*	41:11	4-8	.500	0-1	.000	3-4	.750	3 6 9 4.3	1	1	3	0	2	11	6.0
at Florida	02/16/2025	*	32:59	5-7	.714	0-1	.000	0-0	.000	0 3 3 4.3	0	2	2	0	0	10	6.2
Texas A&M	02/23/2025	*	25:18	2-6	.333	0-2	.000	0-0	.000	0 2 2 4.2	4	1	2	0	1	4	6.1
Texas	02/27/2025	*	29:57	4-8	.500	1-1	1.000	0-0	.000	1 3 4 4.2	3	1	1	0	0	9	6.2
at Auburn	03/02/2025	*	33:05	3-5	.600	0-1	.000	6-6	1.000	1 3 4 4.2	1	2	5	2	2	12	6.4
Totals			10	667:45	72-168	.429	17-54	.315	31-36	.861	31 94 125 4.2	49 41 60 9	20 192 6.4				

CAREER

				Field Goals		3-Point		F-Throws		Rebounds				Scoring						
SEASON	TEAM	GP-GS	MIN/AVG	FG-FGA	FG%	3FG-3FGA	3FG%	FT-FTA	FT%	OFF	DEF	TOT	AVG	PF-FO	A	TO	BLK	STL	PTS	AVG
2020-21	KU	20-0	257/12.9	29-77	.377	4-16	.250	10-15	.667	15	33	48	2.4	48-4	16	20	2	15	72	3.6
2021-22	KU	31-3	598/19.3	77-175	.440	9-39	.231	58-71	.817	23	107	130	4.2	63-0	43	57	9	26	221	7.1
2022-23	KU	35-33	997/28.5	125-308	.406	13-47	.277	71-90	.789	63	146	209	6.0	105-5	89	100	23	60	334	9.5
2023-24	OSU	5-0	105/21.0	17-40	.425	1-5	.200	5-6	.833	9	21	30	6.0	12-1	10	15	3	7	40	8.0
2024-25	MS	30-10	668/22.3	72-168	.429	17-54	.315	31-36	.861	31	94	125	4.2	49-1	41	60	9	20	192	6.4
TOTAL FOR MS		30-10	668/22.3	72-168	.429	17-54	.315	31-36	.861	31	94	125	4.2	49-1	41	60	9	20	192	6.4
TOTAL		121-46	2625/21.7	320-768	.417	44-161	.273	175-218	.803	141	401	542	4.5	277-11	199	252	46	128	859	7.1

HIGHS

POINTS
Season.....14, (5x) Last vs. Arkansas, 2/6/25
SEC.....14, (2x) Last vs. Arkansas, 2/6/25
Career.....24, at TCU, 3/4/23!

REBOUNDS

Season.....9, (3x) Last at Vanderbilt, 2/13/25
SEC.....9, (2x) Last at Vanderbilt, 2/13/25
Career.....16, vs. Nebraska, 3/23/23!

ASSISTS

Season.....4, at Chicago State, 12/8/24
SEC.....2, (4x) Last at Florida, 2/16/25
Career.....6 (3x), Last vs. Western Kentucky, 3/17/23!

BLOCKS

Season.....2, (2x) Last at Georgia, 1/12/25
SEC.....2, (2x) Last at Georgia, 1/12/25
Career.....5, vs. UT Arlington, 11/16/22!

STEALS

Season.....2, (5x) Last at Vanderbilt, 2/13/25
SEC.....2, (2x) Last at Vanderbilt, 2/13/25
Career.....5, vs. New Orleans, 11/8/23!

FIELD GOALS MADE

Season.....6, vs. Arkansas, 2/6/25
SEC.....6, vs. Arkansas, 2/6/25
Career.....10, at TCU, 3/4/23!

FIELD GOALS ATTEMPTED

Season.....11, (2x) Last vs. Arkansas, 2/6/25
SEC.....11, (2x) Last vs. Arkansas, 2/6/25
Career.....19, vs. TCU, 3/9/23!

THREE-POINT FIELD GOALS MADE

Season.....4, at Chicago State, 12/8/24
SEC.....2, (2x) Last vs. Auburn, 1/23/25
Career.....4, at Chicago State, 12/8/24

THREE-POINT FIELD GOALS ATTEMPTED

Season.....5, at Chicago State, 12/8/24
SEC.....4, (2x) Last at LSU 2/2/25
Career.....5, at Chicago State, 12/8/24

FREE THROWS MADE

Season.....6, at Auburn, 3/2/25
SEC.....6, at Auburn, 3/2/25
Career.....13, at Arizona, 12/8/22!

FREE THROWS ATTEMPTED

Season.....6, at Auburn, 3/2/25
SEC.....6, at Auburn, 3/2/25
Career.....13, at Arizona, 12/8/22!

MINUTES

Season.....41 (41:11) at Vanderbilt, 2/13/25
SEC.....41 (41:11) at Vanderbilt, 2/13/25
Career.....41 (41:11) at Vanderbilt, 2/13/25
* AT OKLAHOMA STATE (2023-24), ! AT KANSAS (2019-23)



8

ANAISHA CARRIERE

FR. | G/F | 6-2 | GULFPORT, MISS. | HARRISON CENTRAL HS



SCAN OR [CLICK HERE](#) FOR FULL BIO/STATISTICS

LAST FIVE GAMES

	GS	MIN	FG-FGA	FG%	3FG-3FGA	3FG%	FT-FTA	FT%	O-D-REB	PF	AST	TO	BLK	STL	PTS	+/-
at Florida 2/16																
at Vanderbilt 2/13																
Alabama 2/9																
Arkansas 2/6		3:36	0-0	0.0	0-0	0.0	0-0	0.0	0-0-0	0	0	0	0	0	0	-1
at LSU 2/2																

SEASON STATISTICS

Games Played	Minutes/game	Points/game	FG Pct	3FG Pct	FT Pct	Rebounds/game	Assists/game	Turnovers/game	Assist/Turnover ratio	Steals/game	Blocks/game
9	1.7	0.9	42.9	25.0	33.3	0.2	0.0	0.1	0.0	0.0	0.0

2024-25

- Carriere knocked down her first collegiate three pointer against South Carolina State (Dec. 29)
- Made her collegiate debut with two points and two rebounds in two minutes in the season opener vs. Memphis (Nov. 7).

CAREER

- Carriere was tabbed as one of the top recruits in Mississippi by multiple outlets, including 247Sports, espnW HoopGurlz and Collegiate Girls Basketball Report – Dan Olson.
- Carriere led Harrison Central High School to a 2022 MHSAA 6A State Championship appearance, where she faced current teammate Debreasha Powe and Meridian High School, and led her team with 16 points, six rebounds and two assists.

HIGHS
POINTS

Season..... 3, vs. South Carolina State, 12/29/24
SEC..... 2, vs Auburn, 1/23/25
Career..... 3, vs. South Carolina State, 12/29/24

REBOUNDS

Season..... 2, vs. Memphis, 11/7/24
SEC.....
Career..... 2, vs. Memphis, 11/7/24

ASSISTS

Season.....
SEC.....
Career.....

BLOCKS

Season.....
SEC.....
Career.....

STEALS

Season.....
SEC.....
Career.....

FIELD GOALS MADE

Season..... 1, (3x) Last vs Auburn, 1/23/25
SEC..... 1, vs Auburn, 1/23/25
Career..... 1, (3x) Last vs Auburn, 1/23/25

FIELD GOALS ATTEMPTED

Season..... 3, vs. Alabama State, 11/13/24
SEC..... 1, vs Auburn, 1/23/25
Career..... 3, vs. Alabama State, 11/13/24

THREE-POINT FIELD GOALS MADE

Season..... 1, vs. South Carolina State, 12/29/24
SEC.....
Career..... 1, vs. South Carolina State, 12/29/24

THREE-POINT FIELD GOALS ATTEMPTED

Season..... 2, vs. Alabama State, 11/13/24
SEC.....
Career..... 2, vs. Alabama State, 11/13/24

FREE THROWS MADE

Season..... 1, vs. South Carolina State, 12/29/24
SEC.....
Career..... 1, vs. South Carolina State, 12/29/24

FREE THROWS ATTEMPTED

Season..... 3, vs. South Carolina State, 12/29/24
SEC.....
Career..... 3, vs. South Carolina State, 12/29/24

MINUTES

Season..... 4 (3:44), vs. Alabama State, 11/13/24
SEC..... 2 (1:48) vs Auburn, 1/23/25
Career..... 4 (3:44), vs. Alabama State, 11/13/24

GAME-BY-GAME

Opponent	Date	GS	MIN	FG-FGA	PCT	3FG-3FGA	PCT	FT-FTA	PCT	OFF	DEF	TOT	AVG	PF	A	TO	BLK	STL	PTS	AVG
Memphis	11/07/2024		01:40	1-1	1.000	0-0	.000	0-0	.000	2	0	2	2.0	0	0	0	0	0	2	2.0
Alabama St.	11/13/2024		03:44	0-3	.000	0-2	.000	0-0	.000	0	0	0	1.0	1	0	0	0	0	0	1.0
Chattanooga	11/17/2024		00:53	0-0	.000	0-0	.000	0-0	.000	0	0	0	0.7	0	0	0	0	0	0	0.7
Mercer	11/20/2024		02:08	0-1	.000	0-1	.000	0-0	.000	0	0	0	0.5	0	0	0	0	0	0	0.5
vs Jacksonville	11/24/2024		00:53	0-0	.000	0-0	.000	0-0	.000	0	0	0	0.4	0	0	0	0	0	0	0.4
South Carolina St.	12/29/2024		01:19	1-1	1.000	1-1	1.000	1-3	.333	0	0	0	0.3	0	0	0	0	0	4	1.0
Auburn	01/23/2025		01:48	1-1	1.000	0-0	.000	0-0	.000	0	0	0	0.3	0	0	0	0	0	2	1.1
Arkansas	02/06/2025		01:36	0-0	.000	0-0	.000	0-0	.000	0	0	0	0.3	0	0	0	0	0	0	1.0
Texas A&M	02/23/2025		00:54	0-0	.000	0-0	.000	0-0	.000	0	0	0	0.2	0	0	0	0	0	0	0.9
Totals		0	14:56	3-7	.429	1-4	.250	1-3	.333	2	0	2	0.2	1	0	1	0	0	8	0.9

CAREER

				Field Goals		3-Point		F-Throws		Rebounds									Scoring	
SEASON	TEAM	GP-GS	MIN/AVG	FG-FGA	FG%	3FG-3FGA	3FG%	FT-FTA	FT%	OFF	DEF	TOT	AVG	PF-FO	A	TO	BLK	STL	PTS	AVG
2024-25	MS	9-0	15/1.7	3-7	.429	1-4	.250	1-3	.333	2	0	2	0.2	1-0	0	1	0	0	8	0.9
TOTAL		9-0	15/1.7	3-7	.429	1-4	.250	1-3	.333	2	0	2	0.2	1-0	0	1	0	0	8	0.9



11

TAHJ-MONET BLOOM

FR. | F | 6-2 | OKINAWA, JAPAN | DME ACADEMY



SCAN OR [CLICK HERE](#) FOR FULL BIO/STATISTICS

2024-25

- Bloom suffered a non-sport related injury outside of team activities that will sideline her for the season. Coach Purcell has repeatedly praised her spirit around her teammates and energy throughout the process on the bench and in practice.

CAREER

- Bloom was ranked a four-star and the No. 43 overall recruit in the 2024 class by espnW HoopGurlz. She was also the sixth-best recruit from Florida and the eighth-best forward by the outlet.
- Bloom lived in Okinawa, Japan for over 10 years throughout her childhood.

HIGHS
POINTS

Season.....
SEC.....
Career.....

REBOUNDS

Season.....
SEC.....
Career.....

ASSISTS

Season.....
SEC.....
Career.....

BLOCKS

Season.....
SEC.....
Career.....

STEALS

Season.....
SEC.....
Career.....

FIELD GOALS MADE

Season.....
SEC.....
Career.....

FIELD GOALS ATTEMPTED

Season.....
SEC.....
Career.....

THREE-POINT FIELD GOALS MADE

Season.....
SEC.....
Career.....

THREE-POINT FIELD GOALS ATTEMPTED

Season.....
SEC.....
Career.....

FREE THROWS MADE

Season.....
SEC.....
Career.....

FREE THROWS ATTEMPTED

Season.....
SEC.....
Career.....

MINUTES

Season.....
SEC.....
Career.....



13

ROCÍO JIMÉNEZ

R-FR. | F/C | 6-7 | ELÍAS PIÑA, DOMINICAN REPUBLIC | CENTRAL POINTE CHRISTIAN ACADEMY



SCAN OR [CLICK HERE](#) FOR FULL BIO/STATISTICS

2024-25

- Jiménez is expected to redshirt in 2024-25 and is in the process of rehabbing an injury sustained prior to Mississippi State, which earned her a medical redshirt in 2023-24.
- Jiménez has a team-best 6' 11.5" wingspan and 8' 8" standing reach.

CAREER

- Originally slated for the 2025 class, Jiménez reclassified to become a part of the program at the midseason point in December 2023.
- Jiménez played one season in high school at Central Pointe Christian Academy and has only played basketball since 2021.
- Jiménez competed as one of the youngest players within the Dominican Republic's FIBA Women's National Team organization.

HIGHS
POINTS

Season.....
SEC.....
Career.....

REBOUNDS

Season.....
SEC.....
Career.....

ASSISTS

Season.....
SEC.....
Career.....

BLOCKS

Season.....
SEC.....
Career.....

STEALS

Season.....
SEC.....
Career.....

FIELD GOALS MADE

Season.....
SEC.....
Career.....

FIELD GOALS ATTEMPTED

Season.....
SEC.....
Career.....

THREE-POINT FIELD GOALS MADE

Season.....
SEC.....
Career.....

THREE-POINT FIELD GOALS ATTEMPTED

Season.....
SEC.....
Career.....

FREE THROWS MADE

Season.....
SEC.....
Career.....

FREE THROWS ATTEMPTED

Season.....
SEC.....
Career.....

MINUTES

Season.....
SEC.....
Career.....



14

KAYLA THOMAS

SR. | F/C | 6-2 | BELTSVILLE, MD. | EMERGE CHRISTIAN ACADEMY | PENN STATE | GEORGIA SOUTHERN



SCAN OR [CLICK HERE](#) FOR FULL BIO/STATISTICS

LAST FIVE GAMES

	GS	MIN	FG-FGA	FG%	3FG-3FGA	3FG%	FT-FTA	FT%	O-D-REB	PF	AST	TO	BLK	STL	PTS	+/-
at Auburn 3/2		1:47	0-0	0.0	0-0	0.0	0-0	0.0	0-0-0	1	0	0	1	0	0	-3
Texas 2/27		6:33	2-3	66.7	0-0	0.0	0-0	0.0	2-0-2	0	1	1	1	0	4	-5
Texas A&M 2/23		14:48	1-1	100.0	0-0	0.0	0-0	0.0	1-2-3	3	1	1	1	0	2	+8
at Florida 2/16		9:30	1-1	100.0	0-0	0.0	0-0	0.0	2-0-2	2	0	1	0	0	2	-10
at Vanderbilt 2/13		4:11	0-0	0.0	0-0	0.0	0-0	0.0	0-1-1	0	0	2	0	0	0	-5

SEASON STATISTICS

Games Played	Minutes/game	Points/game	FG Pct	3FG Pct	FT Pct	Rebounds/game	Assists/game	Turnovers/game	Assist/Turnover ratio	Steals/game	Blocks/game
30	7.4	2.2	61.4	0.0	75.0	1.3	0.2	0.4	0.6	0.1	0.4

2024-25

- Logged four points and two offensive rebounds against Texas (Feb. 27).
- Thomas tied her season-high of six points where she once again shot 100% from the field against Auburn (Jan. 23)
- Logged crucial minutes against Oklahoma (Jan. 9) where she picked up a season-high six points on 100% shooting from the field and the stripe.
- Thomas picked up five points against ULM where she shot 100% from the field.
- Added four points on 2-2 from the field with three rebounds in 16 minutes at Chicago State (Dec. 8).
- Thomas recorded four points and four rebounds, all of which were offensive, vs. Jacksonville (Nov. 24).
- Thomas scored the Bulldogs' final two points to hit the 100-point mark in her Mississippi State debut in the season opener vs. Memphis (Nov. 7).
- Thomas has a 6' 7.5" wingspan and 8' 3.5" standing reach, which are both fourth on the team.

CAREER

- Prior to 2024-25, Thomas played in 67 games with 11 starts over three seasons at Georgia Southern and Penn State from 2021-24. Thomas played in 32 games with all 11 career starts under Anita Howard at Georgia Southern in 2023-24, who is now an Assistant Coach/Recruiting Coordinator at Mississippi State. She also appeared in 35 games in two seasons at Penn State from 2021-23.
- Thomas averaged 5.3 points and 3.8 rebounds on 47.9 percent from the field (70-146) and 64.6 percent from the stripe (31-48) in 15.2 minutes per game at Georgia Southern in 2023-24.
- Thomas' mother, Tenicka, was a three-sport athlete and played volleyball, basketball and ran track and field at Mississippi Valley State. She was

HIGHS

POINTS

Season..... 6, (2x) Last vs Auburn, 1/23/25
SEC..... 6, (2x) Last vs Auburn, 1/23/25
Career..... 16, vs. Coastal Carolina, 2/24/24*

REBOUNDS

Season..... 4, vs. Jacksonville, 11/24/24
SEC..... 3, (2x) Last vs Alabama, 2/9/25
Career..... 10, at Marshall, 3/1/24*

ASSISTS

Season..... 2, at LSU 2/2/25
SEC..... 2, at LSU 2/2/25
Career..... 3, at Chicago State, 12/11/23*

BLOCKS

Season..... 2, vs. Alcorn State, 11/10/24
SEC..... 1, vs Texas, 2/27/25
Career..... 2 (4x), last vs. Alcorn State, 11/10/24

STEALS

Season..... 1, (2x) vs Auburn, 1/23/25
SEC..... 1, vs Auburn, 1/23/25
Career..... 2 (4x), last vs. Texas State, 3/5/24*

FIELD GOALS MADE

Season..... 3, (2x) Last vs Auburn, 1/23/25
SEC..... 3, vs Auburn, 1/23/25
Career..... 7, at Louisiana, 2/15/24*

FIELD GOALS ATTEMPTED

Season..... 4, vs. Alcorn State, 11/10/24
SEC..... 3, (3x) Last vs Texas, 2/27/25
Career..... 11, at Marshall, 3/1/24*

THREE-POINT FIELD GOALS MADE

Season.....
SEC.....
Career.....

THREE-POINT FIELD GOALS ATTEMPTED

Season.....
SEC.....
Career..... 1, vs. Southern Miss., 2/7/24*, vs. Texas St., 3/5/24*

FREE THROWS MADE

Season..... 2, (4x) Last vs Ole Miss, 1/19/25
SEC..... 2, (2x) Last vs Ole Miss, 1/19/25
Career..... 5, vs. Texas St. 3/5/24*

FREE THROWS ATTEMPTED

Season..... 3, at Kentucky, 1/2/25
SEC..... 3, at Kentucky, 1/2/25
Career..... 8, vs. Coastal Carolina, 2/24/24*

MINUTES

Season..... 16 (16:13), at Chicago State, 12/8/24
SEC..... 14 (14:16), at Kentucky, 1/2/25
Career..... 34 (33:38), vs. Texas State, 3/5/24*
* AT GEORGIA SOUTHERN (2023-24), 1 AT PENN STATE (2021-23)

GAME-BY-GAME

Opponent	Date	GS	MIN	FG-FGA	PCT	3FG-3FGA	PCT	FT-FTA	PCT	OFF	DEF	TOT	AVG	PF	A	TO	BLK	STL	PTS	AVG
Memphis	11/07/2024		06:33	0-0	.000	0-0	.000	2-2	1.000	1	0	1	1.0	1	1	0	1	0	2	2.0
Alcorn	11/10/2024		11:39	2-4	.500	0-0	.000	1-1	1.000	2	0	2	1.5	0	0	0	2	0	5	3.5
Alabama St.	11/13/2024		09:17	0-1	.000	0-0	.000	1-2	.500	0	0	0	1.0	2	0	1	0	0	1	2.7
Chattanooga	11/17/2024		06:09	1-1	1.000	0-0	.000	2-2	1.000	1	1	2	1.3	1	1	0	0	0	4	3.0
Mercer	11/20/2024		11:04	2-2	1.000	0-0	.000	0-0	.000	0	0	0	1.0	0	0	1	1	0	4	3.2
vs Jacksonville	11/24/2024		11:55	2-3	.667	0-0	.000	0-0	.000	4	0	4	1.5	1	0	0	1	0	4	3.3
vs Utah	11/28/2024		02:20	1-1	1.000	0-0	.000	0-0	.000	0	1	1	1.4	0	0	0	0	0	2	3.1
vs South Fla.	11/29/2024		07:57	1-2	.500	0-0	.000	1-1	1.000	2	1	3	1.6	0	0	0	0	0	3	3.1
at Georgia Tech	12/04/2024		04:05	1-1	1.000	0-0	.000	0-0	.000	0	0	0	1.4	0	0	0	0	0	2	3.0
at Chicago St.	12/08/2024		16:13	2-2	1.000	0-0	.000	0-0	.000	3	0	3	1.6	1	0	0	0	0	4	3.1
vs Belmont	12/14/2024		01:59	0-1	.000	0-0	.000	0-0	.000	0	0	0	1.5	0	0	0	0	0	0	2.8
at ULM	12/17/2024		05:08	2-2	1.000	0-0	.000	1-1	1.000	0	1	1	1.4	2	0	1	1	0	5	3.0
at UMES	12/20/2024		09:16	0-2	.000	0-0	.000	0-0	.000	0	0	0	1.3	0	0	0	1	0	0	2.8
South Carolina St.	12/29/2024		10:11	2-3	.667	0-0	.000	0-0	.000	2	1	3	1.4	0	0	0	0	1	4	2.9
at Kentucky	01/02/2025		10:21	0-1	.000	0-0	.000	0-3	.000	1	1	2	1.5	1	1	1	0	0	0	2.7
South Carolina	01/05/2025		03:07	0-1	.000	0-0	.000	0-0	.000	0	0	0	1.4	0	0	0	0	0	0	2.5
Oklahoma	01/09/2025		07:02	2-2	1.000	0-0	.000	2-2	1.000	3	0	3	1.5	2	0	0	0	0	6	2.7
at Georgia	01/12/2025		01:22	0-0	.000	0-0	.000	0-0	.000	0	1	1	1.4	1	0	0	0	0	0	2.6
at Tennessee	01/16/2025		06:44	2-3	.667	0-0	.000	0-0	.000	1	0	1	1.4	1	0	0	0	0	4	2.6
Ole Miss	01/19/2025		01:14	0-0	.000	0-0	.000	2-2	1.000	0	0	0	1.4	0	0	0	0	0	2	2.6
Auburn	01/23/2025		14:16	3-3	1.000	0-0	.000	0-0	.000	1	0	1	1.3	2	0	0	0	1	6	2.8
at Missouri	01/27/2025		07:15	0-2	.000	0-0	.000	0-0	.000	0	0	0	1.3	2	0	0	0	0	0	2.6
at LSU	02/02/2025		04:48	0-0	.000	0-0	.000	0-0	.000	0	0	0	1.2	1	2	2	0	0	0	2.5
Arkansas	02/06/2025		08:36	0-1	.000	0-0	.000	0-0	.000	1	0	1	1.2	1	0	1	0	0	0	2.4
Alabama	02/09/2025		08:07	0-1	.000	0-0	.000	0-0	.000	0	3	3	1.3	0	0	0	1	0	0	2.3
at Vanderbilt	02/13/2025		04:11	0-0	.000	0-0	.000	0-0	.000	0	1	1	1.3	0	0	2	0	0	0	2.2
at Florida	02/16/2025		09:30	1-1	1.000	0-0	.000	0-0	.000	2	0	2	1.3	2	0	1	0	0	2	2.2
Texas A&M	02/23/2025		14:48	1-1	1.000	0-0	.000	0-0	.000	1	2	3	1.4	3	1	1	1	0	2	2.2
Texas	02/27/2025		06:33	2-3	.667	0-0	.000	0-0	.000	2	0	2	1.4	0	1	1	1	0	4	2.3
at Auburn	03/02/2025		01:47	0-0	.000	0-0	.000	0-0	.000	0	0	0	1.3	1	0	0	1	0	0	2.2
Totals		0	223:26	27-44	.614	0-0	.000	12-16	.750	27	13	40	1.3	25	7	12	11	2	66	2.2

CAREER

				Field Goals		3-Point		F-Throws		Rebounds												Scoring	
SEASON	TEAM	GP-GS	MIN/AVG	FG-FGA	FG%	3FG-3FGA	3FG%	FT-FTA	FT%	OFF	DEF	TOT	AVG	PF-FO	A	TO	BLK	STL	PTS	AVG			
2021-22	PSU	18-0	137/7.6	13-29	.448	0-0	.000	6-8	.750	13	12	25	1.4	13-0	3	11	5	4	32	1.8			
2022-23	PSU	17-0	99/5.8	8-19	.421	0-0	.000	7-10	.700	7	10	17	1.0	12-0	2	8	2	3	23	1.4			
2023-24	GS	32-11	486/15.2	70-146	.479	0-2	.000	31-48	.646	67	55	122	3.8	39-0	12	25	13	12	171	5.3			
2024-25	MS	30-0	223/7.4	27-44	.614	0-0	.000	12-16	.750	27	13	40	1.3	25-0	7	12	11	2	66	2.2			
TOTAL FOR MS		30-0	223/7.4	27-44	.614	0-0	.000	12-16	.750	27	13	40	1.3	25-0	7	12	11	2	66	2.2			
TOTAL		97-11	945/9.7	118-238	.496	0-2	.000	56-82	.683	114	90	204	2.1	89-0	24	56	31	21	292	3.0			



15

MADINA OKOT

JR. | C | 6-6 | MUMIAS, KENYA | KAYA TIWI SECONDARY SCHOOL | ZETECH UNIVERSITY



SCAN OR [CLICK HERE](#) FOR FULL BIO/STATISTICS

LAST FIVE GAMES

	GS	MIN	FG-FGA	FG%	3FG-3FGA	3FG%	FT-FTA	FT%	O-D-REB	PF	AST	TO	BLK	STL	PTS	+/-
at Auburn 3/2	*	30:56	3-5	60.0	0-0	0.0	0-0	0.0	3-11-14	1	0	1	1	2	6	+12
Texas 2/27	*	18:40	4-7	57.1	0-0	0.0	3-4	75.0	2-2-4	4	1	0	2	1	11	+6
Texas A&M 2/23	*	23:25	7-14	50.0	0-0	0.0	2-2	100.0	7-5-12	4	2	0	2	2	16	+18
at Florida 2/16	*	18:09	1-4	25.0	0-0	0.0	0-0	0.0	2-3-5	5	3	3	1	2	2	+9
at Vanderbilt 2/13	*	33:31	10-12	83.3	0-0	0.0	1-1	100.0	8-15-23	3	3	2	2	4	21	+11

SEASON STATISTICS

Games Played	Minutes/game	Points/game	FG Pct	3FG Pct	FT Pct	Rebounds/game	Assists/game	Turnovers/game	Assist/Turnover ratio	Steals/game	Blocks/game
30	22.3	11.2	65.7	0.0	58.3	9.6	0.7	2.5	0.3	1.2	1.1

2024-25

- 6 points and 14 rebounds in the victory against Auburn (Mar. 2).
- Battled foul trouble but collected 11 points and four rebounds along with two blocks and a steal in 19 minutes against Texas (Feb. 27)
- Okot picked up her 10th double-double of the season against Texas A&M with 16 points and 12 rebounds, along with two steals and two blocks
- Okot became the first player in D1 this season to collect 23 rebounds, as she also scored 21 points on 83.3 percent from the field along with four steals and two blocks against Vanderbilt (Feb. 13). She ranks second in the nation and leads the SEC with a 68.0 field goal percentage.
- Second straight performance with 12 points against Alabama (Feb. 9), along with seven rebounds and three steals.
- Earned a double-double with 12 points and 11 rebounds in 18 minutes against Arkansas (Feb. 6)
- Finished with her seventh career double-double with 10 points, 11 rebounds and a career-high four blocked shots against Missouri (Jan. 27).
- 13 points on 85.7 percent shooting while collecting nine rebounds against Auburn (Jan 23).
- Collected a double-double with 19 points and 12 rebounds on 8-11 shooting against Georgia (Jan. 12)
- Okot led the team against South Carolina State (Dec. 29) with 16 points on 7-7 shooting, while picking up six rebounds, two assists and a steal.
- Earned a career-high 26 points against UMES (Dec. 20) on 13-16 shooting from the field.
- Recorded her first double-double and start of her career in her NCAA and Mississippi State debut with 14 points and 17 rebounds in 23 minutes in the season opener against Memphis (Nov. 7).

CAREER

- Okot has played for the Kenya FIBA 3x3 Senior Team since 2022. Okot was crowned the FIBA 3x3 Africa Cup Champion and made her debut with the Kenya FIBA 3x3 Senior Team at the 2022 Commonwealth Games.
- Okot qualified for the 2022 World Championships with the U23 Kenyan National Team at the 2022 FIBA Nations League Africa (South).
- Arrived to Mississippi State on August 25. Okot was granted a USA Visa during her fifth time through the process.
- Okot has only played basketball since 2020. She started her high school career playing volleyball.

GAME-BY-GAME

Opponent	Date	GS	MIN	FG-FGA	PCT	3FG-3FGA	PCT	FT-FTA	PCT	OFF	DEF	TOT	AVG	PF	A	TO	BLK	STL	PTS	AVG	
Memphis	11/07/2024	*	22:44	5-8	.625	0-0	.000	4-8	.500	6	11	17	17.0	3	0	3	3	0	14	14.0	
Alcorn	11/10/2024	*	16:45	0-3	.000	0-0	.000	1-2	.500	1	5	6	11.5	1	0	2	2	2	1	7.5	
Alabama St.	11/13/2024	*	24:60	8-9	.889	0-0	.000	1-2	.500	3	9	12	11.7	2	1	2	0	5	17	10.7	
Chattanooga	11/17/2024	*	26:16	4-7	.571	0-0	.000	4-4	1.000	3	3	6	10.3	3	0	3	0	1	12	11.0	
Mercer	11/20/2024	*	17:33	7-10	.700	0-0	.000	1-2	.500	5	3	8	9.8	1	2	2	2	2	15	11.8	
vs Jacksonville	11/24/2024	*	18:34	5-7	.714	0-0	.000	1-2	.500	3	4	7	9.3	1	0	3	1	1	11	11.7	
vs Utah	11/28/2024	*	28:03	6-8	.750	0-0	.000	3-3	1.000	3	5	8	9.1	3	0	4	2	0	15	12.1	
vs South Fla.	11/29/2024	*	12:05	3-4	.750	0-0	.000	0-1	.000	1	4	5	8.6	4	0	2	1	0	6	11.4	
at Georgia Tech	12/04/2024	*	23:10	3-6	.500	0-0	.000	0-0	.000	0	5	5	8.2	0	0	1	1	0	6	10.8	
at Chicago St.	12/08/2024	*	20:06	8-11	.727	0-0	.000	2-2	1.000	9	2	11	8.5	3	0	2	0	1	18	11.5	
vs Belmont	12/14/2024	*	28:14	5-5	1.000	0-0	.000	1-2	.500	8	7	15	9.1	3	0	7	0	0	11	11.5	
at ULM	12/17/2024	*	25:00	7-9	.778	0-0	.000	1-1	1.000	5	9	14	9.5	2	2	5	1	3	15	11.8	
at UMES	12/20/2024	*	21:45	13-16	.813	0-0	.000	0-3	.000	3	4	7	9.3	2	0	0	0	1	26	12.8	
South Carolina St.	12/29/2024	*	18:48	7-7	1.000	0-0	.000	2-2	1.000	4	2	6	9.1	3	2	3	0	1	16	13.1	
at Kentucky	01/02/2025	*	11:35	2-6	.333	0-0	.000	0-0	.000	1	1	2	8.6	4	0	1	0	0	4	12.5	
South Carolina	01/05/2025	*	20:05	2-4	.500	0-0	.000	0-0	.000	2	6	8	8.6	5	0	4	2	0	4	11.9	
Oklahoma	01/09/2025	*	23:42	2-6	.333	0-0	.000	2-4	.500	2	8	10	8.6	3	1	1	0	0	6	11.6	
at Georgia	01/12/2025	*	27:48	8-11	.727	0-0	.000	3-4	.750	4	8	12	8.8	3	0	3	1	0	19	12.0	
at Tennessee	01/16/2025	*	15:60	2-6	.333	0-0	.000	0-2	.000	2	9	11	8.9	2	0	2	2	1	4	11.6	
Ole Miss	01/19/2025	*	28:10	4-4	1.000	0-0	.000	0-0	.000	3	9	12	9.1	3	0	4	1	1	8	11.4	
Auburn	01/23/2025	*	19:28	6-7	.857	0-0	.000	1-1	1.000	3	6	9	9.1	2	1	5	0	1	13	11.5	
at Missouri	01/27/2025	*	31:26	4-8	.500	0-0	.000	2-3	.667	4	7	11	9.2	3	0	3	4	1	10	11.4	
at LSU	02/02/2025	*	21:17	3-7	.429	0-0	.000	0-2	.000	4	6	10	9.2	1	1	2	1	0	6	11.2	
Arkansas	02/06/2025	*	17:31	6-10	.600	0-0	.000	0-1	.000	4	7	11	9.3	3	1	3	0	2	12	11.2	
Alabama	02/09/2025	*	23:28	6-9	.667	0-0	.000	0-2	.000	4	3	7	9.2	1	1	2	0	3	12	11.2	
at Vanderbilt	02/13/2025	*	33:31	10-12	.833	0-0	.000	1-1	1.000	8	15	23	9.7	3	3	2	2	4	21	11.6	
at Florida	02/16/2025	*	18:09	1-4	.250	0-0	.000	0-0	.000	2	3	5	9.6	5	3	3	1	2	2	11.3	
Texas A&M	02/23/2025	*	23:24	7-14	.500	0-0	.000	2-2	1.000	7	5	12	9.6	4	2	0	2	2	16	11.4	
Texas	02/27/2025	*	18:40	4-7	.571	0-0	.000	3-4	.750	2	2	4	9.4	4	1	0	2	1	11	11.4	
at Auburn	03/02/2025	*	30:56	3-5	.600	0-0	.000	0-0	.000	3	11	14	9.6	1	0	1	1	2	6	11.2	
Totals			30	669:13	151-230	.657	0-0	.000	35-60	.583	109	179	288	9.6	78	21	75	32	37	337	11.2

CAREER

			Field Goals		3-Point		F-Throws		Rebounds								Scoring				
SEASON	TEAM	GP-GS	MIN	AVG	FG-FGA	FG%	3FG-3FGA	3FG%	FT-FTA	FT%	OFF	DEF	TOT	AVG	PF-FO	A	TO	BLK	STL	PTS	AVG
2024-25	MS	30-30	669	22.3	151-230	.657	0-0	.000	35-60	.583	109	179	288	9.6	78-2	21	75	32	37	337	11.2
TOTAL		30-30	669	22.3	151-230	.657	0-0	.000	35-60	.583	109	179	288	9.6	78-2	21	75	32	37	337	11.2

HIGHS

POINTS	
Season.....	26, at UMES, 12/20/24
SEC.....	21, at Vanderbilt, 2/13/24
Career.....	26, at UMES, 12/20/24

REBOUNDS

Season.....	23, at Vanderbilt, 2/13/24
SEC.....	23, at Vanderbilt, 2/13/24
Career.....	23, at Vanderbilt, 2/13/24

ASSISTS

Season.....	3, at Vanderbilt, 2/13/24
SEC.....	3, at Vanderbilt, 2/13/24
Career.....	3, at Vanderbilt, 2/13/24

BLOCKS

Season.....	4, at Missouri, 1/27/25
SEC.....	4, at Missouri, 1/27/25
Career.....	4, at Missouri, 1/27/25

STEALS

Season.....	5, vs. Alabama State, 11/13/24
SEC.....	4, at Vanderbilt, 2/13/24
Career.....	5, vs. Alabama State, 11/13/24

FIELD GOALS MADE

Season.....	13, at UMES, 12/20/24
SEC.....	10, at Vanderbilt, 2/13/24
Career.....	13, at UMES, 12/20/24

FIELD GOALS ATTEMPTED

Season.....	16, at UMES, 12/20/24
SEC.....	12, at Vanderbilt, 2/13/24
Career.....	16, at UMES, 12/20/24

THREE-POINT FIELD GOALS MADE

Season.....	
SEC.....	
Career.....	

THREE-POINT FIELD GOALS ATTEMPTED

Season.....	
SEC.....	
Career.....	

FREE THROWS MADE

Season.....	4, vs. Chattanooga 11/17/24, vs. Memphis, 11/7/24
SEC.....	3, at Georgia, 1/12/25
Career.....	4, vs. Chattanooga 11/17/24, vs. Memphis, 11/7/24

FREE THROWS ATTEMPTED

Season.....	8, vs. Memphis, 11/7/24
SEC.....	4, (2x) Last at Georgia, 1/12/25
Career.....	8, vs. Memphis, 11/7/24

MINUTES

Season.....	34 (33.31) at Vanderbilt, 2/13/24
SEC.....	34 (33.31) at Vanderbilt, 2/13/24
Career.....	34 (33.31) at Vanderbilt, 2/13/24



21

DEBREASHA POWE

JR. | G/F | 6-1 | MERIDIAN, MISS. | MERIDIAN HS



SCAN OR [CLICK HERE](#) FOR FULL BIO/STATISTICS

LAST FIVE GAMES

	GS	MIN	FG-FGA	FG%	3FG-3FGA	3FG%	FT-FTA	FT%	O-D-REB	PF	AST	TO	BLK	STL	PTS	+/-
at Auburn 3/2	*	30:29	4-8	50.0	3-7	42.9	0-0	0.0	0-1-1	2	1	1	0	1	11	+2
Texas 2/27	*	32:43	3-6	50.0	3-5	60.0	0-0	0.0	1-0-1	2	0	1	0	0	9	-3
Texas A&M 2/23	*	33:59	7-12	58.3	5-9	55.6	0-0	0.0	1-2-3	1	1	0	0	0	19	+32
at Florida 2/16	*	32:16	4-9	44.4	3-6	50.0	0-0	0.0	1-2-3	1	3	2	2	2	11	-14
at Vanderbilt 2/13	*	40:56	2-11	18.2	1-10	10.0	0-0	0.0	0-4-4	3	0	1	1	0	5	+1

SEASON STATISTICS

Games Played	Minutes/game	Points/game	FG Pct	3FG Pct	FT Pct	Rebounds/game	Assists/game	Turnovers/game	Assist/Turnover ratio	Steals/game	Blocks/game
28	30.1	9.3	42.5	42.3	76.5	2.9	1.2	0.9	1.3	0.9	0.7

2024-25

- Three triples against Auburn (Mar. 2) en route to 11 points, her fourth straight game with 3+ buckets from long range.
- Powe finished with nine points against Texas (Feb. 27), going 3-5 from distance, the 11th game with three or more makes from deep.
- Collected a season-high 19 points on 58.3 percent shooting from the floor, tying her season-high of five made threes against A&M (Feb. 23).
- Powe finished with 11 points including 3-6 shooting from deep, three rebounds, three assists, two steals and two blocks at Florida (Feb. 16)
- Led State in scoring for the second straight game after picking up 14 against Alabama (Feb. 9).
- Knocked down a season-high five threes against Arkansas (Feb. 6), all in the first half. 16 points along with tying her career-high four assists.
- Powe's 42.2 percent from three ranks second in the SEC. The mark is currently an increase from her sophomore season, in which she also experienced a +9.8 percent increase (30.2 to 40.0) from her freshman season.
- Hit four threes for the fourth time this season against Tennessee (Jan. 16) on 66.7 percent shooting from deep and tied season-high 16 points.
- Finished with nine points after knocking down a trio of three pointers on 50 percent shooting against Georgia (Jan. 12).
- Powe put up 13 points in the victory against ULM (Dec. 17), in which she knocked down three trifecta's.
- Powe has knocked three or more threes in six games in 2024-25 to extend her career total to 19 games reaching the mark.
- Powe added 13 points on 4-8 from the field and 4-7 from three, all threes which came in the first half, the ninth game of her career with four or more threes made, in addition to four rebounds and three steals in 35 minutes vs. Utah (Nov. 28).

CAREER

- Powe was 1 of 3 players in the SEC in 23-24 and the latest Bulldog since Andra Espinoza-Hunter in 18-19 to hit 65-plus threes on 40+ percent.
- One of the top high school recruits in Mississippi in 2022 class, Powe was ranked No. 84 overall by espnW HoopGurlz. Powe committed under the previous staff and was one of the first players that Purcell visited still in his UHaul when he arrived at Mississippi State.
- Powe intends to pursue a career as a sports analyst after basketball and is inspired by ESPN's Andraya Carter, who visited the team to provide media training ahead of the 2023-24 season. Powe has interned as a sideline reporter at French Camp Academy football games and with the Mississippi State Athletics Broadcast staff. Most recently, Powe appeared on air to provide a pregame scouting report after working with ESPN's Sam Gore for the Bulldogs' matchup with Ole Miss.

GAME-BY-GAME

Opponent	Date	GS	MIN	FG-FGA	PCT	3FG-3FGA	PCT	FT-FTA	PCT	OFF	DEF	TOT	AVG	PF	A	TO	BLK	STL	PTS	AVG
Memphis	11/07/2024	*	30:41	6-10	.600	4-7	.571	0-0	.000	2	5	7	7.0	2	4	0	3	1	16	16.0
Alcorn	11/10/2024	*	35:08	4-9	.444	1-5	.200	0-0	.000	1	2	3	5.0	1	2	1	1	2	9	12.5
Alabama St.	11/13/2024	*	24:43	5-9	.556	4-6	.667	0-0	.000	4	2	6	5.3	0	2	1	0	3	14	13.0
Chattanooga	11/17/2024	*	30:51	3-4	.750	1-1	1.000	1-1	1.000	0	2	2	4.5	3	0	1	1	2	8	11.8
Mercer	11/20/2024	*	24:44	5-7	.714	3-5	.600	0-1	.000	0	5	5	4.6	1	1	1	0	0	13	12.0
vs Jacksonville vs Utah	11/24/2024	*	27:05	2-8	.250	2-6	.333	0-0	.000	1	4	5	4.7	0	2	1	2	1	6	11.0
vs South Fla.	11/28/2024	*	34:50	4-8	.500	4-7	.571	1-2	.500	1	3	4	4.6	3	0	1	0	3	13	11.3
at Georgia Tech	11/29/2024	*	33:19	2-4	.500	2-3	.667	1-2	.500	0	2	2	4.3	0	0	0	2	1	7	10.8
at Chicago St.	12/04/2024	*	40:00	3-6	.500	3-5	.600	0-0	.000	0	6	6	4.4	2	0	2	0	1	9	10.6
vs Belmont	12/08/2024	*	26:56	3-7	.429	1-3	.333	1-1	1.000	1	0	1	4.1	0	4	1	1	0	8	10.3
at ULM	12/14/2024	*	35:06	1-7	.143	1-7	.143	2-2	1.000	1	1	2	3.9	2	1	2	0	0	5	9.8
at Kentucky	12/17/2024	*	33:08	4-9	.444	3-5	.600	2-2	1.000	0	1	1	3.7	3	2	1	1	0	13	10.1
South Carolina	01/02/2025	*	19:54	0-3	.000	0-1	.000	0-0	.000	0	1	1	3.5	0	0	1	0	1	0	9.3
Oklahoma	01/05/2025	*	20:27	1-7	.143	1-5	.200	0-0	.000	1	1	2	3.4	2	1	0	0	0	3	8.9
at Georgia	01/09/2025	*	30:01	3-11	.273	2-9	.222	0-0	.000	0	3	3	3.3	2	1	0	0	2	8	8.8
at Tennessee	01/12/2025	*	24:36	3-6	.500	3-6	.500	0-0	.000	0	1	1	3.2	2	0	0	2	0	9	8.8
Ole Miss	01/16/2025	*	27:50	5-8	.625	4-6	.667	2-2	1.000	0	1	1	3.1	0	2	1	0	1	16	9.2
Auburn	01/19/2025	*	35:26	1-3	.333	1-2	.500	0-0	.000	1	2	3	3.1	1	1	0	1	1	3	8.9
at Missouri	01/23/2025	*	22:04	2-7	.286	2-6	.333	0-0	.000	0	5	5	3.2	3	1	4	0	0	6	8.7
at LSU	01/27/2025	*	31:17	1-4	.250	0-3	.000	0-0	.000	2	0	2	3.1	1	0	0	0	1	2	8.4
Arkansas	02/02/2025	*	19:24	2-7	.286	2-7	.286	0-0	.000	0	2	2	3.0	4	1	1	0	0	6	8.3
Alabama	02/06/2025	*	34:03	5-9	.556	5-7	.714	1-2	.500	2	1	3	3.0	1	4	1	2	1	16	8.6
at Vanderbilt	02/09/2025	*	32:15	5-13	.385	2-7	.286	2-2	1.000	1	1	2	3.0	1	0	1	0	0	14	8.9
at Florida	02/13/2025	*	40:56	2-11	.182	1-10	.100	0-0	.000	0	4	4	3.0	3	0	1	1	0	5	8.7
Texas A&M	02/16/2025	*	32:16	4-9	.444	3-6	.500	0-0	.000	1	2	3	3.0	1	3	2	2	2	11	8.8
Texas	02/23/2025	*	33:59	7-12	.583	5-9	.556	0-0	.000	1	2	3	3.0	1	1	0	0	0	19	9.2
at Auburn	02/27/2025	*	32:43	3-6	.500	3-5	.600	0-0	.000	1	0	1	3.0	2	0	1	0	0	9	9.2
	03/02/2025	*	30:29	4-8	.500	3-7	.429	0-0	.000	0	1	1	2.9	2	1	1	0	1	11	9.3

CAREER

Field Goals														3-Point		F-Throws		Rebounds				Scoring			
SEASON	TEAM	GP-GS	MIN/AVG	FG-FGA	FG%	3FG-3FGA	3FG%	FT-FTA	FT%	OFF	DEF	TOT	AVG	PF-FO	A	TO	BLK	STL	PTS	AVG					
2022-23	MS	33-32	906/27.4	102-258	.395	42-139	.302	26-34	.765	45	119	164	5.0	44-0	34	32	14	30	272	8.2					
2023-24	MS	34-34	899/26.5	105-255	.412	66-165	.400	25-32	.781	28	84	112	3.3	35-0	35	20	21	26	301	8.9					
2024-25	MS	28-28	844/30.1	90-212	.425	66-156	.423	13-17	.765	21	60	81	2.9	43-0	34	26	19	24	259	9.3					
TOTAL		95-94	2649/27.9	297-725	.410	174-460	.378	64-83	.771	94	263	357	3.8	122-0	103	78	54	80	832	8.8					

HIGHS
POINTS

Season.....19, vs. Texas A&M 2/23/25
SEC.....21, at Tennessee, 1/5/23
Career.....24, vs. Tulsa, 11/26/23

REBOUNDS

Season.....7, vs. Memphis, 11/7/24
SEC.....9, at Vanderbilt, 12/29/22
Career.....13, vs. North Alabama, 11/11/22

ASSISTS

Season.....4, (3x) last vs. Arkansas, 2/6/25
SEC.....4, (3x) last vs. Arkansas, 2/6/25
Career.....4 (5x), last vs. Arkansas, 2/6/25

BLOCKS

Season.....3, vs. Memphis, 11/7/24
SEC.....2, (2x) Last at Florida, 2/16/25
Career.....3 (3x), last vs. Memphis, 11/7/24

STEALS

Season.....3, vs. Utah, 11/28/24, vs. Alabama State, 11/13/24
SEC.....3, at Kentucky, 2/1/24, at Ole Miss, 1/26/23
Career.....6, vs. Nebraska, 11/26/22

FIELD GOALS MADE

Season.....7, vs Texas A&M, 2/23/25
SEC.....7, (3x) Last vs Texas A&M, 2/23/25
Career.....9, vs. Tulsa, 11/26/23

FIELD GOALS ATTEMPTED

Season.....12, vs Texas A&M, 2/23/25
SEC.....15, at Tennessee, 1/5/23
Career.....17, at South Dakota State, 11/14/22

THREE-POINT FIELD GOALS MADE

Season.....5, (2x) vs. Texas A&M, 2/23/25
SEC.....6, at Tennessee, 1/5/23
Career.....6, vs. Tulsa, 11/26/23, at Tennessee, 1/5/23

THREE-POINT FIELD GOALS ATTEMPTED

Season.....10, at Vanderbilt (2/14/25)
SEC.....10, (3x) Last at Vanderbilt (2/14/25)
Career.....13, vs. Tulsa, 11/26/23

FREE THROWS MADE

Season.....2, at Tennessee, 1/16/25
SEC.....5, at Florida, 1/22/24
Career.....5, at Florida, 1/22/24

FREE THROWS ATTEMPTED

Season.....2 (4x) Last at Tennessee, 1/16/25
SEC.....6, at Florida, 1/22/24
Career.....6, at Florida, 1/22/24

MINUTES

Season.....41 (40:56), at Vanderbilt, 2/13/25
SEC.....41 (40:56), at Vanderbilt, 2/13/25
Career.....41 (40:56), at Vanderbilt, 2/13/25



24

QUANIRAH MONTAGUE

SO. | F/C | 6-5 | ATLANTIC CITY, N.J. | ATLANTIC CITY HS



SCAN OR [CLICK HERE](#) FOR FULL BIO/STATISTICS

LAST FIVE GAMES

	GS	MIN	FG-FGA	FG%	3FG-3FGA	3FG%	FT-FTA	FT%	O-D-REB	PF	AST	TO	BLK	STL	PTS	+/-
at Auburn 3/2		5:08	0-0	0.0	0-0	0.0	0-0	0.0	1-0-1	2	0	3	1	0	0	-3
Texas 2/27		14:47	3-4	75.0	0-0	0.0	2-4	50.0	2-4-6	1	0	0	1	1	8	-5
Texas A&M 2/23		7:21	0-2	0.0	0-0	0.0	0-0	0.0	1-0-1	1	1	1	0	1	0	-6
at Florida 2/16		12:21	2-4	50.0	0-0	0.0	3-4	75.0	2-1-3	2	0	2	2	2	7	-2
at Vanderbilt 2/13		19:29	6-9	66.7	0-0	0.0	3-6	50.0	8-4-12	2	1	1	0	1	15	+6

SEASON STATISTICS

Games Played	Minutes/game	Points/game	FG Pct	3FG Pct	FT Pct	Rebounds/game	Assists/game	Turnovers/game	Assist/Turnover ratio	Steals/game	Blocks/game
30	11.7	4.8	54.8	0.0	57.6	4.0	0.5	0.8	0.6	0.6	0.6

2024-25

- Montague led the bench scoring for State against Texas after scoring eight with six rebounds (Feb. 27).
- Scored seven points with three rebounds, two steals and two blocks against Florida (Feb. 16).
- Collected her first double-double of the season and second of her career in 19 minutes at Vanderbilt, picking up 15 points and 12 rebounds, with eight of the 12 coming on the offensive end of the floor.
- Montague picked up a season-high four blocks against Arkansas (Feb. 6).
- 10 points on 83.3 percent shooting with nine rebounds, two steals and one block against LSU (Feb. 2).
- Finished with six points and a block on 100% shooting from the floor against Tennessee (Jan. 16)
- Montague tied her career-best mark of two steals against Georgia, while picking up one block and an assist (Jan. 12).
- Picked up 13 points against the Wildcats (Jan. 2), the third time she has scored double-figures in her career and the most she has scored against an SEC opponent.
- Montague neared her second-career double-double with eight points and 11 rebounds in 17 minutes at Chicago State (Dec. 8).
- Montague recorded a career-high and game-high 17 points on 8-13 from the field, in addition to seven rebounds, six of which were offensive, in 14 minutes vs. Jacksonville (Nov. 24). She was named the Most Outstanding Player after the game.
- Head Coach Sam Purcell has repeatedly tabbed Quanirah as a special teammate and player - a post that can dominate inside with her frame and length, while also possessing guard-like capabilities. He took time on postgame radio after the Jacksonville game to praise how great of a teammate she is and how hard she has worked in her development heading into her sophomore season.
- Montague is labeled one of the glue pieces on the team by Purcell due to her ability to play and guard multiple positions.

GAME-BY-GAME

Opponent	Date	GS	MIN	FG-FGA	PCT	3FG-3FGA	PCT	FT-FTA	PCT	OFF DEF	TOT	AVG	PF	A	TO	BLK	STL	PTS	AVG		
Memphis	11/07/2024		18:06	2-5	.400	0-1	.000	1-1	1.000	2	6	8	8.0	2	0	2	0	0	5	5.0	
Alcorn	11/10/2024		14:37	1-2	.500	0-0	.000	3-4	.750	1	1	2	5.0	1	0	1	0	1	5	5.0	
Alabama St.	11/13/2024		11:58	3-6	.500	0-0	.000	0-0	.000	3	2	5	5.0	1	1	0	0	0	6	5.3	
Chattanooga	11/17/2024		07:35	0-3	.000	0-0	.000	0-0	.000	1	0	1	4.0	0	0	0	1	0	0	4.0	
Mercer	11/20/2024		13:16	4-6	.667	0-1	.000	0-1	.000	0	3	3	3.8	1	0	1	1	0	8	4.8	
vs Jacksonville	11/24/2024		14:04	8-13	.615	0-2	.000	1-2	.500	6	1	7	4.3	0	1	0	0	0	17	6.8	
vs Utah	11/28/2024		08:52	2-3	.667	0-0	.000	0-0	.000	3	2	5	4.4	3	2	2	0	1	4	6.4	
vs South Fla.	11/29/2024		19:58	2-7	.286	0-1	.000	2-2	1.000	2	6	8	4.9	1	0	1	0	2	6	6.4	
at Georgia Tech	12/04/2024		09:21	0-0	.000	0-0	.000	0-0	.000	0	0	0	4.3	0	0	1	0	1	0	5.7	
at Chicago St.	12/08/2024		17:22	4-10	.400	0-2	.000	0-2	.000	4	7	11	5.0	0	2	0	1	2	8	5.9	
vs Belmont	12/14/2024		04:02	1-3	.333	0-0	.000	0-0	.000	1	1	2	4.7	0	0	1	0	0	2	5.5	
at ULM	12/17/2024		09:52	3-3	1.000	0-0	.000	0-2	.000	0	6	6	4.8	1	0	0	1	0	6	5.6	
at UMES	12/20/2024		08:59	0-2	.000	0-0	.000	0-0	.000	0	1	1	4.5	3	1	0	0	0	0	5.2	
South Carolina St.	12/29/2024		11:01	1-1	1.000	0-0	.000	0-0	.000	0	1	1	4.3	4	1	1	0	1	2	4.9	
at Kentucky	01/02/2025		18:04	5-6	.833	0-0	.000	3-3	1.000	3	2	5	4.3	1	0	1	0	0	13	5.5	
South Carolina	01/05/2025		16:48	2-3	.667	0-0	.000	1-2	.500	0	1	1	4.1	1	0	0	0	0	5	5.4	
Oklahoma	01/09/2025		09:12	2-3	.667	0-1	.000	0-0	.000	2	2	4	4.1	0	2	0	0	0	4	5.4	
at Georgia	01/12/2025		10:50	0-1	.000	0-0	.000	0-0	.000	0	4	4	4.1	0	1	0	1	2	0	5.1	
at Tennessee	01/16/2025		07:38	3-3	1.000	0-0	.000	0-0	.000	0	2	2	4.0	1	0	0	1	0	6	5.1	
Ole Miss	01/19/2025		13:16	1-2	.500	0-1	.000	0-0	.000	3	2	5	4.1	2	0	0	1	0	2	5.0	
Auburn	01/23/2025		12:03	2-3	.667	0-1	.000	0-0	.000	1	2	3	4.0	1	0	2	1	1	4	4.9	
at Missouri	01/27/2025		01:19	0-0	.000	0-0	.000	0-0	.000	0	0	0	3.8	0	0	0	0	0	0	4.7	
at LSU	02/02/2025		16:33	5-6	.833	0-0	.000	0-0	.000	3	6	9	4.0	2	0	3	1	2	10	4.9	
Arkansas	02/06/2025		13:53	1-4	.250	0-0	.000	0-0	.000	2	3	5	4.1	2	2	0	4	1	2	4.8	
Alabama	02/09/2025		03:50	0-1	.000	0-0	.000	0-0	.000	0	0	0	3.9	1	0	1	0	0	0	4.6	
at Vanderbilt	02/13/2025		19:29	6-9	.667	0-0	.000	3-6	.500	8	4	12	4.2	2	1	1	0	1	15	5.0	
at Florida	02/16/2025		12:21	2-4	.500	0-0	.000	3-4	.750	2	1	3	4.2	2	0	2	2	2	7	5.1	
Texas A&M	02/23/2025		07:21	0-2	.000	0-0	.000	0-0	.000	1	0	1	4.1	1	1	1	0	1	0	4.9	
Texas	02/27/2025		14:47	3-4	.750	0-0	.000	2-4	.500	2	4	6	4.1	1	0	0	1	1	8	5.0	
at Auburn	03/02/2025		05:08	0-0	.000	0-0	.000	0-0	.000	1	0	1	4.0	2	0	3	1	0	0	4.8	
Totals			0	351:35	63-115	.548	0-10	.000	19-33	.576	51	70	121	4.0	36	15	25	17	19	145	4.8

CAREER

				Field Goals		3-Point		F-Throws		Rebounds										Scoring	
SEASON	TEAM	GP-GS	MIN/AVG	FG-FGA	FG%	3FG-3FGA	3FG%	FT-FTA	FT%	OFF	DEF	TOT	AVG	PF-FO	A	TO	BLK	STL	PTS	AVG	
2023-24	MS	32-0	229/7.2	36-70	.514	0-3	.000	21-33	.636	31	46	77	2.4	42-0	6	23	26	7	93	2.9	
2024-25	MS	30-0	352/11.7	63-115	.548	0-10	.000	19-33	.576	51	70	121	4.0	36-0	15	25	17	19	145	4.8	
TOTAL		62-0	581/9.4	99-185	.535	0-13	.000	40-66	.606	82	116	198	3.2	78-0	21	48	43	26	238	3.8	

HIGHS

POINTS
Season.....17, vs. Jacksonville, 11/24/24
SEC.....15, at Vanderbilt, 2/13/25
Career.....17, vs. Jacksonville, 11/24/24

REBOUNDS

Season.....12, at Vanderbilt, 2/13/25
SEC.....12, at Vanderbilt, 2/13/25
Career.....13, vs. Mississippi Valley State, 12/29/23

ASSISTS

Season.....2, (3x) Last vs. Oklahoma, 1/9/25
SEC.....2, vs. Oklahoma, 1/9/25
Career.....2, (3x) Last vs. Oklahoma, 1/9/25

BLOCKS

Season.....4, vs Arkansas, 2/6/25
SEC.....4, vs Arkansas, 2/6/25
Career.....6, vs. Mississippi Valley State, 12/29/23

STEALS

Season.....2, (4x) Last at LSU 2/2/25
SEC.....2, (2x) Last at LSU 2/2/25
Career.....2, (4x) Last at LSU 2/2/25

FIELD GOALS MADE

Season.....8, vs. Jacksonville, 11/24/24
SEC.....6, at Vanderbilt, 2/13/25
Career.....8, vs. Jacksonville, 11/24/24

FIELD GOALS ATTEMPTED

Season.....13, vs. Jacksonville, 11/24/24
SEC.....9, at Vanderbilt, 2/13/25
Career.....14, vs. Mississippi Valley State, 12/29/23

THREE-POINT FIELD GOALS MADE

Season.....
SEC.....
Career.....

THREE-POINT FIELD GOALS ATTEMPTED

Season 2, at Chicago State, 12/8/24, vs. Jacksonville, 11/24/24
SEC.....1, (2x) Last vs. Oklahoma, 1/9/25
Career 2, at Chicago State, 12/8/24, vs. Jacksonville, 11/24/24

FREE THROWS MADE

Season.....3, (3x) Last at Vanderbilt, 2/13/25
SEC.....3, (3x), Last at Vanderbilt, 2/13/25
Career.....3 (6x), Last at Vanderbilt, 2/13/25

FREE THROWS ATTEMPTED


Season.....6, at Vanderbilt, 2/13/25
SEC.....6, at Vanderbilt, 2/13/25
Career.....6, at Vanderbilt, 2/13/25

MINUTES

Season.....20 (19:58), vs. South Florida, 11/29/24
SEC.....19 (19:29), at Vanderbilt, 2/13/25
Career.....23 (23:06), vs. Mississippi Valley State, 12/29/23

**DENIM DESHIELDS**Jr. | G | 5-5 | Atlanta, Ga.
UAB**DESTINEY MCPHAUL**R-Jr. | G | 5-9 | Philadelphia, Pa.
Northwest Florida State College/Temple**JERKAILA JORDAN**Gr. | G | 5-10 | New Orleans, La.
Tulane**ENIYA RUSSELL**Gr. | G/F | 6-0 | Baltimore, Md.
Kentucky/South Carolina**CHANDLER PRATER**Gr. | G/F | 5-10 | Kansas City, Mo.
Oklahoma State/Kansas**ANAISHA CARRIERE**Fr. | G/F | 6-2 | Gulfport, Miss.
Harrison Central High School**TAHJ-MONET BLOOM**Fr. | F | 6-2 | Okinawa, Japan
DME Academy**ROCÍO JIMÉNEZ**

R-Fr. | C | 6-7 | Elías Piña, Dominican Republic

**KAYLA THOMAS**Sr. | F/C | 6-2 | Beltsville, Md.
Georgia Southern/Penn State**MADINA OKOT**Jr. | C | 6-6 | Mumias, Kenya
Zetech University**DEBREASHA POWE**

Jr. | G/F | 6-1 | Meridian, Miss.

**QUANIRAH MONTAGUE**

So. | F/C | 6-5 | Atlantic City, N.J.

**SAM PURCELL**Head Coach
Third Season**FRED CASTRO**Associate Head Coach
First Season**ANITA HOWARD**Assistant Coach
First Season**SAMANTHA WILLIAMS**Assistant Coach
First Season**TONY DUKES**Assistant Coach/Scouting
Second Season**VICTORIA VIVIANS**Assistant Coach/Scouting
First Season

2024-25 TV/RADIO SHEET

**DENIM DESHIELDS****0**5-5 | Jr. | G
Atlanta, Ga.

GP-GS	PPG	RPG	APG	OTHER	FG%	3PT%	FT%
2024-25	30-30	5.9	1.8	3.4	1.3 SPG	34.7	31.1 84.8
CAREER	93-91	10.8	2.6	4.3	1.1 SPG	40.4	26.8 75.5

SEASON HIGHS Pt: 15 Reb: 4 Ast: 9 Stl: 5 Blk: 1 Min: 43
CAREER HIGHS Pt: 36 Reb: 7 Ast: 11 Stl: 5 Blk: 1 Min: 44

- Scored her 1000th career point against A&M (Feb. 23)
- Season-high 15 points after tying career-high of four threes on six attempts against Florida (Feb. 16).
- 9 points, 4 assists, three steals and block against Vandy (Feb. 13). A DeShields steal led to game-tying layup by Jordan to force OT.
- Back-to-Back 10+ point performances and third of season after finishing with 12 against Missouri (Jan. 27).
- Season-high 13 points against Auburn (Jan. 23) with seven assists. Has not missed a FT since Dec. 17.

**DESTINEY MCPHAUL****1**5-9 | R-Jr. | G
Philadelphia, Pa.

GP-GS	PPG	RPG	APG	OTHER	FG%	3PT%	FT%
2024-25	27-1	7.6	2.7	2.6	1.2 SPG	46.7	35.7 81.1
CAREER	27-1	7.6	2.7	2.6	1.2 SPG	46.7	35.7 81.1

SEASON HIGHS Pt: 15 Reb: 6 Ast: 7 Stl: 5 Blk: 2 Min: 29
CAREER HIGHS Pt: 15 Reb: 6 Ast: 7 Stl: 5 Blk: 2 Min: 29


- 10 point, two steal performance vs Alabama (Feb. 9).
- One of Five to score 10+ vs Ark. (Feb. 6), scored 11 on 71.4 shooting with three steals.
- 10 points, three assists and one steal vs LSU (Feb. 2)
- 7 points and 5 AST vs Ole Miss (Jan. 19) - Fourth 5+ AST game this season.
- 11 points, 1 BLK, 1 STL and career-high 7 AST at Tenn
- Scored 6, shooting 2-3 from distance against Georgia
- Scored 10 with career high of 6 rebounds against

**JERKAILA JORDAN****2**5-10 | Gr. | G
New Orleans, La.

GP-GS	PPG	RPG	APG	OTHER	FG%	3PT%	FT%
2024-25	30-30	16.0	5.8	2.1	2.0 SPG	41.8	27.8 71.1
CAREER	154-154	14.9	5.3	2.0	2.1 SPG	44.4	35.2 72.4

SEASON HIGHS Pt: 40 Reb: 15 Ast: 5 Stl: 6 Blk: 5 Min: 39
CAREER HIGHS Pt: 40 Reb: 15 Ast: 6 Stl: 7 Blk: 5 Min: 40

- 17 points, 8 rebounds, 3 assists, 2 steals in regular season finale against Auburn (Mar. 2)
- Led State with 14 points, two assists, two steals and a block against Texas (Feb. 27).
- 13 points, seven boards, four assists, two steals and one block vs A&M (Feb. 23)
- Led State with 21 points against Vandy (Feb. 13).
- 16 points and five steals against Arkansas (Feb. 6)
- First player in SEC to score 40+ in conference play after setting new career-high of 40 against Missouri (Jan. 27).

**ENIYA RUSSELL****4**6-0 | Gr. | G/F
Baltimore, Md.

GP-GS	PPG	RPG	APG	OTHER	FG%	3PT%	FT%
2024-25	30-21	11.7	4.9	3.6	0.7 SPG	42.2	30.8 64.2
CAREER	134-23	6.6	2.6	1.5	0.5 SPG	40.3	28.2 64.0

SEASON HIGHS Pt: 26 Reb: 10 Ast: 9 Stl: 3 Blk: 1 Min: 33
CAREER HIGHS Pt: 26 Reb: 10 Ast: 9 Stl: 3 Blk: 2 Min: 35

- Scored 19 on 58.3 percent shooting along with 6 rebounds at Auburn (Mar. 2). 20 double figure performances this year.
- 13 points on 50% shooting from deep along with five assists against A&M (Feb. 23).
- Led State with 13 points, along with four assists, two steals and four rebounds against LSU (Feb. 2)
- 15 points on 66.7% from the field vs Ole Miss
- Finished with 21 pts and 9 ast, tied career high in assists and 3 pointers made (4) against Georgia (Jan. 12)

**CHANDLER PRATER****5**5-10 | Gr. | G/F
Kansas City, Mo.

GP-GS	PPG	RPG	APG	OTHER	FG%	3PT%	FT%
2024-25	30-10	6.4	4.2	1.4	0.7 SPG	42.9	31.5 86.1
CAREER	121-46	7.1	4.5	1.6	1.1 SPG	41.7	27.3 80.3

SEASON HIGHS Pt: 14 Reb: 9 Ast: 4 Stl: 2 Blk: 1 Min: 41
CAREER HIGHS Pt: 24 Reb: 16 Ast: 6 Stl: 5 Blk: 5 Min: 41

- 12 points on 3-5 shooting with 4 rebounds, 2 assists, 2 blocks and 2 steals at Auburn (Mar. 2) Has shot 50 percent or better in six of last seven contests.
- Nine points on 50 percent shooting vs Texas (Feb. 27), including a three.
- 10 points on 5-7 shooting against Florida (Feb. 16).
- 11 points along with tying her season-high nine rebounds in victory against Vandy (Feb. 13).
- 14 points on 54.5 percent shooting, including two 3s and a steal against Arkansas (Feb. 6).

**ANAISHA CARRIERE****8**6-2 | Fr. | G/F
Gulfport, Miss.

GP-GS	PPG	RPG	APG	OTHER	FG%	3PT%	FT%
2024-25	9-0	0.9	0.2	0.0	1.7 MPG	42.9	25.0 33.3
CAREER	9-0	0.9	0.3	0.0	1.7 MPG	42.9	25.0 33.3

SEASON HIGHS Pt: 3 Reb: 2 Ast: Stl: Blk: Min: 4
CAREER HIGHS Pt: 3 Reb: 2 Ast: Stl: Blk: Min: 4

- Knocked down first career 3 against SCSU (Dec. 29).
- Tabbed as one of the top recruits in Mississippi by multiple outlets, including 247Sports, espnW HoopGurlz and Collegiate Girls Basketball Report - Dan Olson.
- Led Harrison Central High School to a 2022 MHSAA 6A State Championship appearance, where she faced current teammate Debreasha Powe and Meridian High School.
- Advanced to the MHSAA 6A State Semifinal each year from her freshman to her junior season.

**TAHJ-MONET BLOOM****11**6-2 | Fr. | F
Okinawa, Japan

GP-GS	PPG	RPG	APG	OTHER	FG%	3PT%	FT%
2024-25							
CAREER							

SEASON HIGHS Pt: Reb: Ast: Stl: Blk: Min:
CAREER HIGHS Pt: Reb: Ast: Stl: Blk: Min:

- Suffered a non-sport related injury outside of team activities that will sideline her for the season.
- Rated a four-star and the No. 43 overall recruit in the 2024 class by espnW HoopGurlz.
- Lived in Okinawa, Japan for over 10 years throughout her childhood.

**ROCÍO JIMÉNEZ****13**6-7 | R-Fr | C
Elías Piña, Dominican Republic

GP-GS	PPG	RPG	APG	OTHER	FG%	3PT%	FT%
2024-25							
CAREER							

SEASON HIGHS Pt: Reb: Ast: Stl: Blk: Min:
CAREER HIGHS Pt: Reb: Ast: Stl: Blk: Min:

- Has a team-best 6' 11.5" wingspan and 8' 8" standing reach. Expected to redshirt for the 2024-25 season.
- Earned a medical redshirt in 2023-24 and is still rehabbing an injury sustained prior to Mississippi State. Originally slated for the 2025 class, she reclassified to join the program.
- Played one year of high school basketball, but competed within the Dominican Republic's FIBA Women's National Team organization.

**KAYLA THOMAS****14**6-2 | Sr. | F/C
Beltsville, Md.

GP-GS	PPG	RPG	APG	OTHER	FG%	3PT%	FT%
2024-25	30-10	2.2	1.3	0.2	0.4 BPG	61.4	0.0 75.0
CAREER	97-11	3.0	2.1	0.3	0.3 BPG	49.6	0.0 68.3

SEASON HIGHS Pt: 5 Reb: 4 Ast: 1 Stl: 1 Blk: 2 Min: 16
CAREER HIGHS Pt: 16 Reb: 10 Ast: 3 Stl: 2 Blk: 2 Min: 34

- Tied season-high of 6 points where she once again shot 100% from field against Auburn (Jan. 23)
- Season-high of 6 points with 100% shooting from the field and the stripe against Oklahoma (Jan. 9)
- 5 points against ULM (Dec. 17) along with one block.
- Has scored in all but four games, four points and three rebounds in 16 minutes at Chicago State (Dec. 8).
- Prior to 2024-25, she played in 67 games with 11 starts over three seasons at Georgia Southern and Penn State.

**MADINA OKOT****15**6-6 | Jr. | C
Mumias, Kenya

GP-GS	PPG	RPG	APG	OTHER	FG%	3PT%	FT%
2024-25	30-30	11.2	9.6	0.7	1.1 BPG	65.7	0.0 58.3
CAREER	30-30	11.2	9.6	0.7	1.1 BPG	65.7	0.0 58.3

SEASON HIGHS Pt: 26 Reb: 23 Ast: 3 Stl: 5 Blk: 4 Min: 33
CAREER HIGHS Pt: 26 Reb: 23 Ast: 3 Stl: 5 Blk: 4 Min: 33

- 6 points and 14 rebounds in victory at Auburn (Mar. 2)
- 11 points, four rebounds, two blocks and one steal against Texas (Feb. 27).
- 10th double-double of the season against A&M after collecting 16 points and 12 boards (Feb. 23).
- 21 points and career-high 23 rebounds against Vandy (Feb. 13) - First D1 player to collect 23 this season.
- Second straight 12 point performance with seven rebounds and three steals vs Alabama (Feb. 9)

**DEBREASHA POWE****21**6-1 | Jr. | G/F
Meridian, Miss.

GP-GS	PPG	RPG	APG	OTHER	FG%	3PT%	FT%
2024-25	28-28	9.3	2.9	1.2	0.9 SPG	42.5	42.3 76.5
CAREER	95-94	8.8	3.8	1.1	0.8 SPG	41.0	37.8 77.1

SEASON HIGHS Pt: 19 Reb: 7 Ast: 4 Stl: 3 Blk: 3 Min: 40
CAREER HIGHS Pt: 24 Reb: 13 Ast: 4 Stl: 6 Blk: 3 Min: 40

- Fourth straight game with 3+ threes after scoring 11 against Auburn (Mar. 2)
- 9 points on 3-5 shooting from deep vs Texas (Feb. 27)
- Season-high 19 points on 5-9 shooting from deep against A&M (Feb. 23). Five makes tied a season-high.
- Three-point percentage ranks second in SEC.
- 11 points including 3-6 shooting from deep, 3 rebounds, 3 assists, 2 steals and two blocks at Florida.
- Led State with 14 points against Alabama (Feb. 9)

**QUANIRAH MONTAGUE****24**6-5 | So. | F/C
Atlantic City, N.J.

GP-GS	PPG	RPG	APG	OTHER	FG%	3PT%	FT%
2024-25	30-0	4.8	4.0	0.5	0.6 BPG	54.8	0.0 57.6
CAREER	62-0	3.8	3.2	0.3	0.7 BPG	53.5	0.0 60.6

SEASON HIGHS Pt: 17 Reb: 12 Ast: 2 Stl: 2 Blk: 1 Min: 20
CAREER HIGHS Pt: 17 Reb: 13 Ast: 2 Stl: 2 Blk: 6 Min: 23

- Led all bench players with eight points and six rebounds against Texas (Feb. 27).
- Seven points with three rebounds, two steals and two blocks at Florida (Feb. 16).
- 15 points and 12 rebounds in 19 minutes at Vandy (Feb. 13). First double-double of season, second of career.
- Rejected four shots against Arkansas (Feb. 6)
- 10 points on 83.3 shooting with nine rebounds, two steals and one block at LSU (Feb. 2)
- Six points on 3-3 shooting at Tenn with one block.

**SAM PURCELL**Third Season, Same Overall
2024-25: 20-10, 7-9 SEC
Career: 65-33, 24-24 SEC

- Only head coach in program history and one of six in SEC women's basketball since 2000 to record consecutive seasons with 20 or more wins in each of their first two seasons.
- Won his 63rd game as a head coach and 22nd SEC contest against Vanderbilt, the most overall and SEC wins of any head coach in program history in their first three seasons. Most NCAA tournament wins (2) of any head coach through their first two seasons in program history.
- Purcell became the fastest head coach to 50 wins at Mississippi State, achieving the mark in 73 games, eight faster than the next.
- Purcell and staff signed a 2025 top-10 recruiting class (No. 10) per ESPN with the addition of three espnW HoopGurlz Top-100 prospects.

MORE INFORMATION

RECORD	20-10 (7-9 SEC)
STREAK	W1
POINTS	Jordan (16.0)
REBOUNDS	Okot (9.6)
ASSISTS	Russell (3.6)
BLOCKS	Okot (1.1)
STEALS	Jordan (2.0)
FIELD-GOAL%	Okot (65.7)
THREE FIELD-GOAL%	Powe (42.3)
FREE-THROW%	Prater (86.1)
MINUTES	Jordan (30.0)
NEXT GAME	TBD