



GAME 29 | THURSDAY, MARCH 6 | SEC TOURNAMENT SECOND ROUND | 5:00 PM CT | GREENVILLE, S.C. | BON SECOURS WELLNESS ARENA

[OleMissSports.com](#) | [OleMissGameday.com](#) | [@OleMissWBB](#) | [OleMissWBB](#) | [OleMissWBB](#)

#### 2024-25 SCHEDULE

DATE	OPPONENT	TV	TIME(CT)/RESULT
------	----------	----	-----------------

##### November

Nov. 4	vs. #3 USC	ESPN	L, 66-68
Nov. 10	ARKANSAS-PINE BLUFF	SECN+	W, 85-24
Nov. 14	at Delaware State	ESPN+	W, 80-42
Nov. 18	JACKSON STATE	SECN+	W, 76-44
Nov. 25	vs. Boston College@	FloCollege	W, 92-55
Nov. 27	vs. #2 UConn@	FloCollege	L, 60-73
Nov. 30	ALABAMA STATE	SECN+	W, 89-24

##### December

Dec. 5	at NC State#	ESPN2	L, 61-68
Dec. 8	TENNESSEE STATE	SECN	W, 85-38
Dec. 15	SOUTH ALABAMA	SECN+	W, 94-39
Dec. 21	MISSISSIPPI VALLEY ST.	SECN+	W, 78-44
Dec. 30	ALCORN STATE	SECN+	W, 93-41

##### January

Jan. 2	at Auburn*	SECN+	W, 85-58
Jan. 5	at Texas A&M*	SECN+	L, 58-60
Jan. 9	VANDERBILT*	SECN+	W, 87-59
Jan. 12	#18 ALABAMA*	SECN+	L, 78-84
Jan. 16	FLORIDA*	SECN	W, 94-69
Jan. 19	at Mississippi State*	SECN	W, 71-63
Jan. 26	#7 TEXAS*	ESPN	L, 58-61
Jan. 30	at Georgia*	SECN+	W, 63-58

##### February

Feb. 2	at #23 Vanderbilt*	SECN+	W, 76-61
Feb. 6	#15 OKLAHOMA*	SECN+	L, 56-66
Feb. 10	#8 KENTUCKY*	ESPN2	W, 66-57
Feb. 13	at Arkansas*	SECN+	W, 89-50
Feb. 16	at #15 Tennessee*	SECN	L, 71-80
Feb. 23	MISSOURI*	SECN	W, 68-66
Feb. 27	#6 SOUTH CAROLINA*	ESPN	L, 59-75

##### March

Mar. 3	at #7 LSU*	SECN	W, 85-77
Mar. 6	Mississippi State\$	SECN	5:00 p.m.

#### ALL TIMES CENTRAL

\* SEC contest

! - 2024 Aflac OUI-Play (Paris, France)

@ - 2024 Continental Tire Baha Mar Championship

# - SEC/ACC Challenge

\$ - 2025 SEC Tournament



#### RV/RV OLE MISS REBELS

19-9, 10-6 SEC

Head Coach: Yolett McPhee-McCuin

Career: 216-156 (12th Year)

at Ole Miss: 122-93 (7th Year)



#### MISSISSIPPI STATE BULLDOGS

21-10, 7-9 SEC

Head Coach: Sam Purcell

Career: 66-33 (3rd Year)

at MSU: 66-33 (3rd Year)

#### ON THE AIR

##### SEC NETWORK

Play-by-Play: Courtney Lyle

Color: Carolyn Peck




##### OLE MISS LEARFIELD NETWORK

Radio: 105.1 FM

Online: OleMissSports.com

Mobile: TuneIn

Play-by-Play: Graham Doty



##### LIVE STATS

StatBroadcast

OleMissStats.com



#### STARTING FIVE

- The Rebels will face off against their in-state rival for the second time this season, as Ole Miss meets Mississippi State in the second round. All-time in the SEC tournament, the Rebels hold a 6-1 record over the Bulldogs.
- According to the NCAA, Ole Miss sits at No. 12 in the most recent NET Rankings, backed by five Quad One victories. Additionally, the Rebels hold the fourth toughest strength of schedule among all DI programs.
- Ole Miss celebrated history this Sunday after defeating No. 7 LSU to earn at least 10 SEC wins for the fourth consecutive regular season. Coach Yo is the only head coach in program history to achieve this feat.
- Taking down both No. 7 LSU and No. 8 Kentucky this season, Ole Miss has secured multiple wins over AP top 10 opponents for the first time since the 2006-07 season, when that team beat three.
- Madison Scott earned her seventh career conference honor, notching a spot on the All-SEC Second Team. After earning two weekly freshman honors this season, Sira Thienou was named to the All-Freshman Team.

#### PROJECTED STARTERS



##### 1 KK DEANS

Guard • 5-8 • Graduate  
Greensboro, N.C. • Connections Academy • Florida

PTS	REB	AST	STL	FG%	FT%
9.1	2.1	2.6	1.1	.373	.875



##### 2 TAMEIYA SADLER

Guard • 5-7 • Graduate  
Vallejo, Calif. • St. Patrick-St. Vincent • Colorado

PTS	REB	AST	STL	FG%	FT%
6.8	2.1	3.0	1.9	.346	.750



##### 3 KENNEDY TODD-WILLIAMS

Guard • 6-0 • Senior  
Jacksonville, N.C. • Jacksonville • North Carolina

PTS	REB	AST	STL	FG%	FT%
11.2	5.0	2.9	1.4	.371	.806



##### 7 STARR JACOBS

Forward • 6-0 • Graduate  
Dallas, Texas • Duncanville • Arkansas-Pine Bluff

PTS	REB	AST	STL	FG%	FT%
11.4	6.4	1.0	1.9	.571	.653



##### 24 MADISON SCOTT

Guard/Forward • 6-2 • Graduate  
Indian Head, Md. • Bishop McNamara

PTS	REB	AST	STL	FG%	FT%
11.6	5.2	3.8	1.0	.463	.707

### QUICK FACTS

Name ..... Ole Miss (The University of Mississippi)  
 Nickname ..... Rebels  
 Location ..... Oxford, Mississippi  
 Founded ..... November 6, 1848  
 Enrollment ..... 22,951 (Fall 2023)  
 School Colors ..... Cardinal Red and Navy Blue  
 Chancellor ..... Dr. Glenn Boyce  
 Faculty Representative ..... Dr. Ron Rychlak  
 Athletics Director ..... Keith Carter  
 Conference ..... Southeastern (SEC)  
 Stadium ..... The Pavilion at Ole Miss  
 Capacity ..... 9,500  
 Head Coach ..... Yolett McPhee-McCuin  
 Record at Ole Miss ..... 122-93 (7th Season)  
 Career Record ..... 216-156 (12th season)  
 2023-24 Record ..... 24-9  
 SEC Record/Finish ..... 12-6/3rd  
 Postseason ..... NCAA Second Round  
 Letterwinners Returning/Lost ..... 8/7  
 Starters Returning/Lost ..... 3/2  
 All-Time Record ..... 946-619 (.604) - 50th Season

### MEDIA SERVICES

#### OLE MISS ATHLETIC COMMUNICATIONS

Women's Basketball Contact:  
 Communications Assistant - Emma Trainor  
 Email: [egtraino@go.olemiss.edu](mailto:egtraino@go.olemiss.edu)  
 Cell: 479-387-4910

#### CREDENTIALS

Please contact the Athletics Communications office for game credentials. Requests for credentials should be emailed to [egtraino@olemiss.edu](mailto:egtraino@olemiss.edu), and will be limited to working members of the media. Credentials will be held at Will Call located at the media entrance on the Hill Drive side of The Pavilion at Ole Miss. Seating priority will be given to the media that cover Ole Miss basketball on a regular basis. Credentials are non-transferable and unauthorized use is strictly prohibited.

#### INTERVIEW POLICY

All interview requests - coaches and players - MUST be coordinated through the Athletics Communications office. During the week, head coach Yolett McPhee-McCuin and Rebel players will be available for interview before or after practice unless arranged otherwise. There will be no gameday player interviews until after the game.

#### POSTGAME INTERVIEWS

Coach McPhee-McCuin will address the media approximately 10 minutes after the game in the media room. Selected players will be brought into the interview room with the head coach. Visiting coach and player interviews will be coordinated through the visiting team's media relations contact.

#### MEDIA TIMEOUTS

Media timeouts (2:45 in length) will be taken in the following manner:

- One per quarter (First called timeout prior to the 5 min mark or the first deaball at or below the 5 min mark)
- Quarter breaks may be used as media timeout
- First called timeout in the second half becomes a media timeout.
- If it is a free throw situation, the shots will be taken following the timeout per NCAA regulations

### NUMERICAL ROSTER

#	NAME	POS.	HT.	YR.-EXP.	HOMETOWN / PREVIOUS SCHOOL
0	Sira Thienou	G	6-0	Fr. / HS	Bamako, Mali / Shining Stars Academy (Va.)
1	KK Deans	G	5-8	Gr. / 1L	Greensboro, N.C. / Florida
2	Tameiya Sadler	G	5-7	Gr. / TR	Vallejo, Calif. / Colorado
3	Kennedy Todd-Williams	G	6-0	Sr. / 1L	Jacksonville, N.C. / North Carolina
7	Starr Jacobs	F	6-0	Gr. / TR	Dallas, Texas / Arkansas-Pine Bluff
9	Jite Gbemutor	F	6-2	Fr. / HS	Delta State, Nigeria / Cinkarna Celje
10	J'Adore Young	C	6-4	So. / 1L	Mauldin, S.C. / Greenville
11	Fatumata Djaló	G	5-10	Fr. / HS	Aviero, Portugal / Dr. Jaime Magalhães Lima
12	Christeen Iwuala	F	6-2	Jr. / TR	San Antonio, Texas / UCLA
13	Mariyah Noel	G	5-11	So. / 1L	Kansas City, Kansas / Bonner Springs
14	Heloisa Carrera	F	6-2	Fr. / HS	São Paulo, Brazil / IMG Academy
20	Ayanna Thompson	G	6-1	Jr. / 2L	Desoto, Texas / Desoto
24	Madison Scott	G/F	6-2	Gr. / 4L	Indian Head, Md. / Bishop McNamara
33	Kharyssa Richardson	F	6-2	Jr. / 1L	Douglasville, Ga. / Auburn
35	Rhema Collins	F	6-2	So. / 1L	Nassau, Bahamas / The Webb School (Tenn.)

### ALPHABETICAL ROSTER

#	NAME	POS.	HT.	YR.-EXP.	HOMETOWN / PREVIOUS SCHOOL
14	Heloisa Carrera	F	6-2	Fr. / HS	São Paulo, Brazil / IMG Academy
35	Rhema Collins	F	6-2	So. / 1L	Nassau, Bahamas / The Webb School (Tenn.)
1	KK Deans	G	5-8	Gr. / 1L	Greensboro, N.C. / Florida
11	Fatumata Djaló	G	5-10	Fr. / HS	Aviero, Portugal / Dr. Jaime Magalhães Lima
9	Jite Gbemutor	F	6-2	Fr. / HS	Delta State, Nigeria / Cinkarna Celje
12	Christeen Iwuala	F	6-2	Jr. / TR	San Antonio, Texas / UCLA
7	Starr Jacobs	F	6-0	Gr. / TR	Dallas, Texas / Arkansas-Pine Bluff
13	Mariyah Noel	G	5-11	So. / 1L	Kansas City, Kansas / Bonner Springs
33	Kharyssa Richardson	F	6-2	Jr. / 1L	Douglasville, Ga. / Auburn
2	Tameiya Sadler	G	5-7	Gr. / TR	Vallejo, Calif. / Colorado
24	Madison Scott	G/F	6-2	Gr. / 4L	Indian Head, Md. / Bishop McNamara
0	Sira Thienou	G	6-0	Fr. / HS	Bamako, Mali / Shining Stars Academy (Va.)
20	Ayanna Thompson	G	6-1	Jr. / 2L	Desoto, Texas / Desoto
3	Kennedy Todd-Williams	G	6-0	Sr. / 1L	Jacksonville, N.C. / North Carolina
10	J'Adore Young	C	6-4	So. / 1L	Mauldin, S.C. / Greenville

#### HEAD COACH

Yolett McPhee-McCuin - Seventh Year (Rhode Island, 2004)

#### ASSISTANT COACHES

Empress Davenport - First Year (Texas, 2016)  
 Kayla Gordon - Recruiting Coordinator - First Year (Jacksonville, 2018)  
 Quentin Hillsman - First Year (St. Mary's (Md.), 1990)  
 Joy Smith - First Year (Duke, 2010)  
 Jacob Whitehead - Video Coordinator - First Year (SIU Edwardsville, 2020)

#### GRADUATE ASSISTANT MANAGERS

Tyler Buckner - Graduate Manager (Tennessee State, 2023)  
 Cymone Goodrich - Graduate Manager (Kansas State, 2022)  
 Riane Griffin - Graduate Manager (Tennessee, 2023)

#### PRONUNCIATION GUIDE

**HELOISA CARRERA** ee-lo-isa CAH-hair-ah  
**RHEMA** Collins re-MUH  
**FATU DJALÓ** fah-TOO JAH-low  
**JITE GBEMUTOR** jee-TAY bem-MOORE-tore  
**CHRISTEEN IWUALA** ee-WALL-uh  
**MARIYAH** Noel MUH-rye-AH  
**YOLETT MCPHEE-MCCUIN** yo-LETT mack-FEE mick-CUE-in  
**TAMEIYA** Sadler TA-mee-ah  
**SIRA THIENOU** see-RAH chee-noo  
**AYANNA** Thompson EYE-Yanna

#### SUPPORT STAFF

Patrick Henry - Associate AD for Women's Basketball (Ohio, 1998)  
 Michonné Gamble-Rivers - Assistant AD for Player Engagement (Rhode Island, 2008)  
 Chelsea Wolf - Assistant AD for Basketball Operations (Ramapo Coll., 2009)  
 Zachary Hopp - Coordinator of Scouting & Analytics (Kansas, 2021)  
 Myah Taylor - Coordinator of Basketball Operations (Mississippi State, 2021)  
 Monté Harris - Manager of Creative Content (Appalachian State, 2022)  
 Tim Boeni - Head Strength & Conditioning Coach (Temple, 2010)  
 Meredith Pendergast - Associate Director of Health and Sports Performance (Troy, 2012)

#### BY LOCATION

**Bahamas (1)** R. Collins  
**Brazil (1)** Carrera  
**California (1)** Sadler  
**Georgia (1)** Richardson  
**Kansas (1)** Noel  
**Mali (1)** Thienou  
**Maryland (1)** Scott  
**Nigeria (1)** Gbemutor  
**Portugal (1)** Djaló  
**North Carolina (2)** Deans, Todd-Williams  
**South Carolina (1)** Young  
**Texas (3)** Iwuala, Jacobs, Thompson

#### BY CLASS

**Graduates (4)** Deans, Jacobs, Sadler, Scott  
**Seniors (1)** Todd-Williams  
**Juniors (3)** Iwuala, Richardson, Thompson  
**Sophomores (3)** Collins, Noel, Young  
**Freshmen (4)** Carrera, Djaló, Gbemutor, Thienou

#### BY HEIGHT

**6-4** Young  
**6-2** Carrera, Collins, Gbemutor, Iwuala, Richardson, Scott  
**6-1** Thompson  
**6-0** Jacobs, Thienou, Todd-Williams  
**5-11** Noel  
**5-10** Djaló  
**5-8** Deans  
**5-7** Sadler

## BROADCAST NOTES

0		<b>SIRA THIENOU</b> 6-0   Fr.   Bamako, Mali   Shining Stars Academy (Va.)	<b>PTS</b> 11.0	<b>REB</b> 4.8	<b>AST</b> 2.1	<b>S</b> 2.7	<b>FG%</b> .498	<b>FT%</b> .661	<b>LAST GAME:</b> Three points, team-leading nine rebounds, four steals <b>NOTES:</b> SEC Freshman of the Week (Nov. 26, Dec. 17) ... Standout at Shining Stars Sports Academy in Petersburg, Va. ... Appeared in the 2023 FIBA U19 Women's Basketball World Cup, leading Mali to a fifth place finish ... Attended the NBA Academy Women's Program ... Rated as a four-star recruit by Prospects Nation.
1		<b>KK DEANS</b> 5-8   Gr.   Greensboro, N.C.   Florida	<b>PTS</b> 9.1	<b>REB</b> 2.1	<b>AST</b> 2.6	<b>S</b> 1.1	<b>FG%</b> .373	<b>FT%</b> .875	<b>LAST GAME:</b> Seventeen points, three assists, one rebound and a steal <b>NOTES:</b> John R. Wooden Award Preseason Top 50 Watch List ... Started in six games for the Rebels prior to suffering a season ending knee injury ... Recorded double-figures in scoring in three games ... Graduate transfer from Florida ... Led the Gators in points (14.1 PPG) ... Spent three seasons at West Virginia.
2		<b>TAMEIYA SADLER</b> 5-7   Gr.   Vallejo, Calif.   Colorado	<b>PTS</b> 6.8	<b>REB</b> 2.1	<b>AST</b> 3.0	<b>S</b> 1.9	<b>FG%</b> .346	<b>FT%</b> .750	<b>LAST GAME:</b> Led team in points (19) and steals (5), added three rebounds and two assists <b>NOTES:</b> Spent three seasons at Colorado, appearing in 94 games and making 26 starts ... Averaged 5.2 points per game for the Buffaloes ... Dished out an average of 1.5 dimes per game for CU ... Began her collegiate career at Washington, playing her freshman season for the Huskies ... Ranked second on the team with 10.4 points per game.
3		<b>KENNEDY TODD-WILLIAMS</b> 6-0   Sr.   Jacksonville, N.C.   North Carolina	<b>PTS</b> 11.2	<b>REB</b> 5.0	<b>AST</b> 2.9	<b>S</b> 1.4	<b>FG%</b> .371	<b>FT%</b> .806	<b>LAST GAME:</b> Eight points, four rebounds, three assists and a block <b>NOTES:</b> Appeared in all 33 games, starting in 25 ... Averaged 10.6 ppg, 4.9 rpg and 1.3 spg ... Dished out a personal season-best 77 assists ... Totaled double-digits in scoring in 21 games ... Transferred to Ole Miss following three seasons at North Carolina ... Second Team All-ACC in 2022-23 ... Carried UNC from deep with 52 made three's.
7		<b>STARR JACOBS</b> 6-0   Gr.   Dallas, Texas   Arkansas-Pine Bluff	<b>PTS</b> 11.4	<b>REB</b> 6.4	<b>AST</b> 1.0	<b>S</b> 1.9	<b>FG%</b> .571	<b>FT%</b> .653	<b>LAST GAME:</b> Eighteen points off the bench, three steals, two rebounds <b>NOTES:</b> Sat out the 2023-24 season at UAPB ... Spent two seasons with the Lady Mavs, playing in 59 games and starting in all but one ... Became the first player in school history to surpass 1,000 career points in two seasons ... Named the WAC Player of the Year as a redshirt senior, also earned WAC All-Defensive team and First Team All-WAC accolades.
9		<b>JITE GBEMUTOR</b> 6-2   Fr.   Delta State, Nigeria   Cinkarna Celje	<b>PTS</b> 0.0	<b>REB</b> 1.0	<b>AST</b> 0.3	<b>S</b> 0.1	<b>FG%</b> .000	<b>FT%</b> .000	<b>LAST GAME:</b> -- <b>NOTES:</b> Played for the Slovenian national team at the 2022 FIBA U18 European Championships in Bulgaria where her country went on to claim the title ... Appeared in the 2023 FIBA U18 European Championships in Romania ... Spent time in the Women's Adriatic League playing for Cinkarna Celje ... Named as the WABA Youth Player of the Year in 2022.
10		<b>J'ADORE YOUNG</b> 6-4   So.   Greenville, S.C.   Mauldin	<b>PTS</b> --	<b>REB</b> --	<b>AST</b> --	<b>S</b> --	<b>FG%</b> --	<b>FT%</b> --	<b>LAST GAME:</b> -- <b>NOTES:</b> Redshirting this season ... Sat out the majority of non-conference due to injury, appeared off the bench in seven games for the Rebels ... Rejected a career-best two shots at Kentucky ... Scored a career-high five points against Georgia ... Snagged a season-best four rebounds twice.
11		<b>FATUMATA DJALÓ</b> 5-10   Fr.   Aviero, Portugal   Dr. Jaime Magalhães Lima	<b>PTS</b> 0.4	<b>REB</b> 0.4	<b>AST</b> 0.3	<b>S</b> 0.4	<b>FG%</b> .273	<b>FT%</b> .000	<b>LAST GAME:</b> One rebound and one steal <b>NOTES:</b> Spent time with Portugal on the national circuit ... At the 2023 U18 Women's European Championships, averaged 11.4 points per game over seven contests ... At the U20 Women's Eurobasket Championships in 2024 in Lithuania, led Portugal with a team best 10.0 points per game.
12		<b>CHRISTEEN IWUALA</b> 6-2   Jr.   San Antonio, Texas   UCLA	<b>PTS</b> 6.6	<b>REB</b> 4.4	<b>AST</b> 0.5	<b>S</b> 0.5	<b>FG%</b> .578	<b>FT%</b> .522	<b>LAST GAME:</b> Eleven points, led team with nine rebounds, two assists <b>NOTES:</b> Appeared in 68 games over two seasons at UCLA, making two starts ... Averaged 3.3 points, 3.2 rebounds, and shot 47.5% from the field for the Bruins ... Matched a career-best 10 points in three games as a sophomore ... Totaled a 120 rebounds in her first collegiate season.
13		<b>MARIYAH NOEL</b> 5-11   So.   Kansas City, Kan.   Bonner Springs	<b>PTS</b> 2.1	<b>REB</b> 0.9	<b>AST</b> 0.5	<b>S</b> 0.2	<b>FG%</b> .366	<b>FT%</b> 1.000	<b>LAST GAME:</b> Played one minute off the bench <b>NOTES:</b> Appeared in 20 games for Ole Miss off the bench ... Tallied a career-high seven points against Alcorn State, going 3-of-5 from the field ... Grabbed a career-best five rebounds against the Lady Braves ... Notched career-highs in blocks and steals against Mississippi Valley State with two each ... Averaged 7.7 minutes per game.
14		<b>HELOISA CARRERA</b> 6-2   Fr.   São Paulo, Brazil   IMG Academy	<b>PTS</b> 1.6	<b>REB</b> 1.2	<b>AST</b> 0.5	<b>S</b> 0.3	<b>FG%</b> .583	<b>FT%</b> .500	<b>LAST GAME:</b> -- <b>NOTES:</b> Prepped at IMG Academy out of Bradenton, Fla ... Represented Brazil at the 2023 FIBA Women's Basketball U19 World Cup in Spain ... Averaged 4.3 rebounds per game at the tournament over seven appearances.
20		<b>AYANNA THOMPSON</b> 6-1   Jr.   Desoto, Texas   Desoto	<b>PTS</b> 2.5	<b>REB</b> 1.2	<b>AST</b> 0.7	<b>S</b> 0.7	<b>FG%</b> .305	<b>FT%</b> .500	<b>LAST GAME:</b> One rebound in four minutes off the bench <b>NOTES:</b> Appeared in 29 games, making one start in 2023-24 ... Snagged a career-high three steals in the opening round of the NCAA Tournament against Marquette ... Averaged 8.7 minutes per game ... Came off the bench in 30 games as a freshman ... Snagged a career-high eight rebounds against Alabama A&M.
24		<b>MADISON SCOTT</b> 6-2   Gr.   Indian Head, Ind.   Bishop McNamara	<b>PTS</b> 11.6	<b>REB</b> 5.2	<b>AST</b> 3.8	<b>S</b> 1.0	<b>FG%</b> .463	<b>FT%</b> .707	<b>LAST GAME:</b> Two points, team-best four assists, two rebounds <b>NOTES:</b> Preseason First Team All-SEC (Coaches) ... Preseason Second Team All-SEC (Media) ... Cheryl Miller Award Top-20 Watchlist ... John R. Wooden Award Preseason Top 50 Watch List ... Jersey Mike's Naismith Trophy Women's College Player of the Year Watch List ... 2023-24 First Team All-SEC, SEC All-Defensive Team.
33		<b>KHARYSSA RICHARDSON</b> 6-2   Jr.   Douglasville, Ga.   Auburn	<b>PTS</b> 3.9	<b>REB</b> 1.5	<b>AST</b> 0.3	<b>S</b> 0.2	<b>FG%</b> .379	<b>FT%</b> .774	<b>LAST GAME:</b> Seven points, two rebounds <b>NOTES:</b> Played in all 33 games, making six starts ... Averaged 5.8 ppg and 3.1 rpg while shooting 44.0% from the field ... Career-high 21 points against Tennessee ... Five games in double-digit scoring ... Spent one season at Auburn prior to transferring to Ole Miss ... Played in 28 games for the Tigers, starting in all but one.
35		<b>RHEMA COLLINS</b> 6-2   So.   Nassau, Bahamas   The Webb School (Tenn.)	<b>PTS</b> 3.1	<b>REB</b> 2.2	<b>AST</b> 0.2	<b>S</b> 0.6	<b>FG%</b> .464	<b>FT%</b> .636	<b>LAST GAME:</b> -- <b>NOTES:</b> Second Bahamian to play under McPhee-McCuin at Ole Miss ... Missed the first seven games of the season due to injury ... Appeared in 11 games off the bench for the Rebels ... Snagged a career-high four rebounds against Alcorn State and at Kentuck ... Averaged 5.0 minutes per game.

yolett

**MCPHEE-MCCUIN**

Head Coach • 7th Season

@YolettMcCuin

@yoweezy15

Head coach Yolett McPhee-McCuin has elevated Ole Miss women's basketball back into the national spotlight throughout her six seasons in Oxford. McPhee-McCuin keeps building upon success each season at the helm of the Rebels, leading Ole Miss to a program record 12 SEC wins in 2023-24 as well as the school's third straight NCAA Tournament appearance for its 20th overall.

Along with guiding the Rebels to a program best in conference wins, McPhee-McCuin picked up her 100th win at the helm of Ole Miss during the 2023-24 season to become the second coach in program history to achieve the feat.

Bringing the Rebels back to her home country of the Bahamas, McPhee-McCuin and the Rebels clinched their second tournament victory as the Rebels went on to win three games in three days to claim the 2023 Battle4Atlantis Championship. Two Rebels earned a spot on the all-tournament team in Marquesha Davis and Madison Scott, with Scott taking home Most Valuable Player Honors.

The duo of Davis and Scott continued to excel throughout the conference season, with the pair becoming the first Rebels to both earn First Team All-SEC accolades in the same season since 1989.

McPhee-McCuin's signature defense also led the Rebels to break multiple program records, including Ole Miss shattering a single-season best of 190 blocks. Holding 11 opponents to under 50 points also set a school record in a single season.

In the First Round of the 2024 NCAA Tournament, McPhee-McCuin picked up her third tournament victory as a head coach as the Rebels marched past Marquette.

The 2022-23 campaign generated plenty of noise in leading the Rebels to its 19th NCAA Tournament appearance and shook up the country in advancing to its 11th Sweet 16 in program history.

Cultivating a roster through the use of the transfer portal and with Rebel returners, McPhee-McCuin guided a team with seven newcomers to its second-straight NCAA Tournament appearance for the first time since the 2004 & 2005 seasons. Reaching 20-wins also hit another milestone for Ole Miss, reaching the 20-win mark in back-to-back seasons for the only time since 1993-94 & 1994-95.

After reaching an 11-2 mark through its non-conference slate, Ole Miss hit the ground running at the start of SEC play by rattling off five consecutive victories to begin 5-0. One of these first five wins included the Rebels' first win over Mississippi State in Starkville since 2004. The Rebels kept their momentum rolling against the Bulldogs in Oxford, completing the first regular season sweep over MSU since 2004.

This Rebel squad came together in multiple ways when facing adversity, including engineering the best comeback in

program history after facing a 19-point deficit at halftime at Arkansas. Defensively, Ole Miss clamped down on the Razorbacks to erase the Arkansas lead and force overtime. From then on, it was all Ole Miss to complete the comeback and take down Arkansas, 76-73. Not only was it the largest comeback in program history, but the third biggest between two SEC teams and ranks ninth in the NCAA record book.

The wins continued to come, with Ole Miss earning 11 SEC victories to tie a program record and seal its second-straight fourth place finish. The 11 victories were the most for the Rebels since the conference went to the 16-game SEC schedule. Following an appearance in the SEC Tournament Semifinals, the Rebels heard their name called on Selection Sunday as an eight seed to reach the program's 19th NCAA Tournament appearance.

A dominant First-Round, 71-48 victory over No. 8 Gonzaga highlighted by its trademark defense kept the Bulldogs at bay with a program-lowest in points allowed in an NCAA Tournament game. Going up against No. 1 Stanford in the Second-Round, Ole Miss took control of the Cardinal in a game in which they never trailed to knock off the top-seeded host team, 54-49 to reach the Rebels' 11th Sweet 16. The Rebels became the first team since 2009 to halt a No. 1 seed from advancing to the third round.

Development has been a key theme for McPhee-McCuin, by molding transfer Angel Baker into a First Team All-SEC point guard and a WBCA Honorable Mention All-American. In her third year with Madison Scott, the 2021 SEC Freshman of the Year, elevated her game to earn Second Team All-SEC and All Defensive Team honors for 2023.

McPhee-McCuin wrapped up her fourth season in Oxford in 2021-22 with revitalized energy surrounding the Ole Miss women's basketball program, leading the Rebels to their 18th NCAA Tournament appearance and their first in 15 seasons with one of the most tenacious defenses in the country.

The 2021-22 campaign was one to be remembered, as McPhee-McCuin raised the bar with the expectation of the NCAA Tournament or bust from the get-go, Ole Miss rose to the occasion, accomplishing just that. Following a season-opening loss, the Rebels responded by rattling off 13 straight wins for the third-longest winning streak in program history on the way to a 23-win season.

Following its second-ranked win of the season at No. 23 Kentucky and fourth-straight in SEC play, the Rebels saw themselves slotted in the AP Poll on Jan. 24 at No. 24 for the program's first ranking in 15 years. Defensively, Ole Miss shattered program records with a season-high 142 blocks and held a record 10 opponents under 50 points, for the most in a single season.

Once SEC play hit, the Rebels did not cool off, picking up 10 conference wins for the second time in Ole Miss history. A 10-6 conference record pushed the Rebels into a fourth-

THE MCPHEE-MCCUIN FILE				
HOMETOWN	FREEPORT, BAHAMAS			
ALMA MATER	RHODE ISLAND (2004)			
CAREER RECORD	216-156 (.582)			
YEAR-BY-YEAR RECORD				
Year	School	W-L	Conf.	Postseason
2024-25	Ole Miss	19-9	10-6	--
2023-24	Ole Miss	24-9	12-4	NCAA Second Round
2022-23	Ole Miss	25-9	11-5	NCAA Sweet 16
2021-22	Ole Miss	23-9	10-6	NCAA First Round
2020-21	Ole Miss	15-12	4-10	WNIT Runners-Up
2019-20	Ole Miss	7-23	0-16	--
2018-19	Ole Miss	9-22	3-13	--
2017-18	Jacksonville	24-9	12-2	WNIT
2016-17	Jacksonville	23-9	11-3	WNIT
2015-16	Jacksonville	22-11	11-3	NCAA First Round
2014-15	Jacksonville	12-17	6-8	--
2013-14	Jacksonville	13-17	10-8	--
TOTAL	12 Seasons	216-156	98-85	
COACHING CAREER				
Year	School	Position		
2019-Pres.	Ole Miss	Head Coach		
2014-18	Jacksonville	Head Coach		
2011-13	Clemson	Asst. Coach/Recruiting Coord.		
2009-10	Pittsburgh	Assistant Coach		
2008	Portland	Asst. Coach/Recruiting Coord.		
2006-07	Ark.-Pine Bluff	Asst. Coach/Recruiting Coord.		
2005	Frank Phillips College (Texas)	Assistant Coach		

place SEC finish for its best since 1994. With a double bye secured for the SEC Tournament in Nashville, Ole Miss knocked off No. 23 Florida to advance to its ninth semifinal appearance and first since 1993 before ultimately falling to top-seeded South Carolina. Just a little over a week later, jubilation occurred with Ole Miss seeing its name called on Selection Sunday for the first time since 2007 as a seven seed.

Under her tutelage, Shakira Austin earned First Team All-SEC honors for the second straight season, and garnered national acclaim as one of the best centers throughout Division I hoops. Bringing in transfer guard Angel Baker from Wright State proved to be key, as she went on to be named the SEC's Sixth-Woman of the Year, for the first in Ole Miss history.

McPhee-McCuin made history of her own after the 2021-22 campaign, becoming the first woman in Bahamian history to coach at the men's national level. She served as an assistant with the Bahamas Men's Senior National Team during World Cup qualifiers.

Ole Miss bounced back from an 0-16 SEC season in 2019-20 to a 15-12 (4-10 SEC) campaign in 2020-21 that saw the Rebels come dangerously close to crashing the Big Dance. The Rebels knocked off three top-25 teams in the span of a month -- including a season-sweep of nationally ranked Kentucky and a momentous upset of No. 13 Arkansas in the First Round of the SEC Tournament to mark the first SEC Quarterfinal appearance for Ole Miss since 2010. The Rebels nearly knocked off No. 14 Tennessee in that quarterfinal, which would have marked the first SEC Semifinal appearance since 1993 and likely would have pushed the Rebels into the NCAA Tournament.



The Rebels were on the outside looking in on the Big Dance despite ending the regular season with a NET of 43, five NET top 100 wins, four NET top-50 wins, and a brutal final stretch that included going 4-4 in their last eight games against an average NET of 16.8. But Coach Yo and Ole Miss took that chip on their shoulder into the WNIT with a fury, advancing all the way to the championship game after playing superb team basketball -- the deepest postseason run in program history regardless of tournament. Ole Miss fell to a dominant Rice squad in that title game, but that could do little to dampen the spirits of a program with its sights set on even higher bars in the years to come.

Much of the success for the Rebels in 2020-21 came in the form of Honorable Mention All-American and First-Team All-SEC member Shakira Austin, who immediately asserted herself as one of the most feared players in the SEC and the nation after transferring to Ole Miss from Maryland in the offseason. Austin was the first First-Team selection for Ole Miss since 2014-15 and ended up on the Lisa Leslie Top-10 list, but she wasn't alone. Ole Miss' highly-touted top-ranked recruiting class from 2019 lived up to the hype in their first season, with Madison Scott earning SEC Freshman of the Year honors and Snudda Collins being named alongside her on the SEC All-Freshman team.

The swift turnaround is even more impressive when taking stock of where the Rebels were when she took over. Coach Yo took the reigns of a Rebel program her first year in 2018-19 that had just four returners and willed it to outperform all the preseason polls that had picked Ole Miss unanimously to finish last. The Rebels improved their SEC win total by two games from the year before, winning three conference contests -- one of which was a thrilling 55-49 win at No. 16 Kentucky on Jan. 13, 2019. The win was the first over a ranked team on the road for Ole Miss since 2011 and the first win in general in Lexington since 2007.

McPhee-McCuin also mentored graduate transfer Crystal Allen, who in her lone season donning a Rebel jersey became one of the most electrifying players in the SEC. Allen finished the season third in the conference at 18.3 PPG and was named second-team All-SEC -- the first Rebel to earn All-SEC honors since 2014-15.

She followed that up by signing the SEC's top-ranked recruiting class in 2019-20, which included two five-star signees and the first McDonald's All-American in Ole Miss women's basketball history in Madison Scott.

Coach Yo was named the Rebels' ninth head coach on April 4, 2018, the first black female head coach in Ole Miss women's basketball history.

McPhee-McCuin spent the previous five seasons transforming Jacksonville into a perennial power in the Atlantic Sun Conference. During her tenure as head coach, McPhee-McCuin led the Dolphins to a 94-63 record (50-24 in ASUN play) and postseason appearances in each of her last three seasons.

McPhee-McCuin, who has also served as the national team head coach for her native Bahamas, took over a program at Jacksonville that had only won 20 or more games in a season twice in its entire history and proceeded to march the Dolphins to three-straight 20-win campaigns in her final three years.

In 2015-16, McPhee-McCuin and the Dolphins made history, capturing the program's first ASUN Tournament title and NCAA Tournament berth with an upset in the conference championship game over two-time defending champion Florida Gulf Coast. The victory snapped FGCU's seven-year, 71-game home streak against ASUN opponents and boosted Jacksonville to a 22-11 record.

McPhee-McCuin's team followed that up with two more 20-win seasons and the first two WNIT appearances in JU history in 2016-17 (23-9, 11-3 ASUN) and 2017-18 (24-9, 12-2) with the final season seeing the Dolphins break the school record for single-season wins. In 2016-17, Jacksonville was the lone ASUN program to receive votes in the USA Today Coaches Poll and earned the first WNIT at-large ever given to an ASUN team.

Prior to her time at Jacksonville, McPhee-McCuin was an assistant at Clemson from 2011-13, where she was recognized as one of the top assistants in the nation by National Women's Basketball Insider. While with the Tigers, McPhee-McCuin solidified her reputation as one of the best

recruiters in the country, spearheading the No. 16 class in the nation in her final year at Clemson, which included five McDonald's All-America nominees.

Before her stint at Clemson, McPhee-McCuin was on staff at Pittsburgh for two seasons in 2009 and 2010. She was part of a pair of postseason appearances with the Panthers, who rose to No. 14 in the national rankings and advanced to a Sweet 16.

Her coaching career also includes stops at Portland, Frank Phillips College, and Arkansas-Pine Bluff, where she earned her master's degree in physical education with a perfect 4.0 GPA as a student-athlete.

McPhee-McCuin received her bachelor's in business management and administration from Rhode Island in 2004, playing in 56 games over her junior and senior years at URI and helping the Rams advance to the 2003 A-10 title game. She played her first two seasons at Miami-Dade Community College.

McPhee-McCuin was the first Bahamian woman to sign a Division I letter of intent to play basketball, becoming a trailblazer in the process for other aspiring athletes from her home country. She is the first Bahamian woman to coach at a Division I program and was the first black female head coach at Jacksonville.

McPhee-McCuin is also part of two Halls of Fame across both her playing and coaching career. In 2016, she was inducted into the Bahamian Athletic Hall of Fame alongside Buddy Hield (of the NBA's Sacramento Kings) and Jonquel Jones (of the WNBA's Connecticut Sun). In 2013, she was inducted into the New England Basketball Hall of Fame and was one of 10 recipients of the Pathfinder Award for their distinguished achievement outside of New England.

Born April 30, 1982, the former Yolett McPhee and her husband, Kelly McCuin, have two daughters: Yasmine and Yuri.

### SERIES NOTES

#### OLE MISS VS. MISSISSIPPI STATE

The second round of the 2025 SEC women's basketball tournament pits in-state rivals No. 7 Ole Miss and No. 10 Mississippi State together for the second time this season. Thursday's matchup marks the 108th edition of the fabled rivalry between the Rebels and Bulldogs. The Rebels hold a commanding lead over the Bulldogs in the series with a 68-39 record. The rivals' have played the most games against each other in their history, and is the only series for both teams north of 100 matchups.

Head coach Yolett McPhee-McCuin is 5-7 in the series during her tenure in Oxford. Ole Miss dominated the early days of the rivalry, winning 48 of the first 50 matches against Mississippi State, including a 33-game win streak from 1982 through 1997. Mississippi State went on a nearly 10-year winning streak against Ole Miss, before Ole Miss snapped it in 2022. The Rebels have won five of the last seven matchups in its wake.

Last time out in Starkville, Ole Miss snatched a 71-63 victory, off the backs of Madison Scott's career best 30 points and Sira Thienou's nine steals. Scott's scoring performance has been the best by an individual Rebel this season, as she scored 11 field goals. The Rebels forced 23 Bulldog turnovers and closed the game by holding Mississippi State to only 12 fourth quarter points to claim the victory.

Individual Rebels have had legacy-defining performances against the Bulldogs, including Sandra Wells dropping a then program record 13 assists in 1978, Armentie Price hauling in 20 rebounds in 2006 and Bianca Thomas draining seven triples in 2009.

#### FINAL 2023-24 REGULAR SEASON SEC STANDINGS

School	SEC	Pct.	All	Pct.
South Carolina	16-0	1.000	38-0	1.000
LSU	13-3	.813	31-6	0.838
<b>Ole Miss</b>	<b>12-4</b>	<b>0.750</b>	<b>24-9</b>	<b>0.727</b>
Alabama	10-6	0.625	24-10	0.706
Tennessee	10-6	0.625	20-13	0.606
Vanderbilt	9-7	0.563	23-10	0.697
Mississippi State	8-8	0.500	23-12	0.657
Auburn	8-8	0.500	20-12	0.625
Texas A&M	6-10	0.375	19-13	0.594
Arkansas	6-10	0.375	18-15	0.545
Florida	5-11	0.313	16-16	0.500
Kentucky	4-12	0.250	12-20	0.375
Georgia	3-13	0.188	12-18	0.400
Missouri	2-14	0.125	11-19	0.367

### SCOUTING THE BULLDOGS

Sam Purcell is in his third season as head coach of the Mississippi State women's basketball program. He's led the Bulldogs to a 66-33 record in his tenure, and are 21-10 overall entering Thursday's contest. Mississippi State earned the No. 10 seed in the SEC Tournament. Last time out, Purcell earned his first career victory in the SEC Tournament in a 75-55 win over No. 15 Missouri.

Mississippi State takes after Ole Miss in the rebounding category, holding the 16th-widest turnover margin in the country at 8.0. The Rebels are 19th in the country, with a 7.7 margin.

Madina Okot is the catalyst behind the Bulldogs' high efficiency and peak rebounding, as she is second in the SEC in shooting percentage and is averaging 9.6 rebounds per game. Her 65.7% shooting is good for fifth in the nation.

Mississippi State also possesses one of the most prolific active scorers in the SEC in Jerkaila Jordan. The graduate has dropped over 2,300 points in her career, which ranks third among active SEC players. She paces the Bulldogs in scoring, averaging 16.6 points per game. The 2025 All-SEC Second Team member exploded for 40 points against Missouri in the regular season, as well as a 15-rebound game against Belmont. Career-wise, she holds the second-most steals, eighth-most rebounds and the 10th-most blocks among active SEC players.

### TEAM NOTES

#### LAST TIME OUT

Ole Miss rode a 54-point second half scoring spree to close out its regular season on top for the third consecutive season, as it bested No.7/7 LSU, 85-77, in Baton Rouge on Sunday.

Tameiya Sadler fronted the team's effort toward the comeback and upset. Sadler had her best showing as a Rebel, scoring a team-high 19 points and a career-high five 3-pointers. She showed up in the clutch to help put the Tigers away in the final quarter, scoring five of Ole Miss' last seven points. Sadler also paved the way defensively for Ole Miss, tying a season-high in steals with five.

#### ALL-SEC REBELS

As announced by the conference following the regular season concluding, Madison Scott has been named to the All-SEC Second Team and Sira Thienou to the All-Freshman Team.

Scott becomes the 20th Rebel in program history to earn second team accolades and it marks the

### STATS STACK UP



75.8	POINTS PER GAME ▶	85.3
43.9	FG% ▶	45.6
30.2	3FG% ▶	33.3
70.3	FT% ▶	73.5
38.9	REBOUNDS PER GAME ▶	46.8
17.3	◀ ASSISTS PER GAME	14.9
4.5	◀ BLOCKS PER GAME	4.2
11.8	◀ STEALS PER GAME	10.0
57.3	◀ SCORING DEFENSE	64.6
43.9	FG% DEFENSE ▶	36.8
30.9	3FG% DEFENSE ▶	26.9
+7.7	REBOUND MARGIN ▶	+11.9
1.3	◀ AST-TO RATIO	1.0

### PRESEASON NODS AND SEASON HONORS

#### KK DEANS

- John R. Wooden Award Preseason Top 50 Watch List

#### MADISON SCOTT

- Second Team All-SEC (Media)
- Preseason First Team All-SEC (Coaches)
- Preseason Second Team All-SEC (Media)
- Jersey Mike's Naismith Trophy Women's College Player of the Year Watch List
- Cheryl Miller Award Preseason Watch List
- John R. Wooden Award Preseason Top 50 Watch List

#### SIRA THIENOU

- SEC All-Freshman Team
- SEC Freshman of the Week - 11/26 & 12/15

### RANKED WINS UNDER MCPHEE-MCCUIN (13)

Date	Opp.	Score
01-13-19	at No. 16 Kentucky	W, 55-49
02-04-21	No. 15 KENTUCKY	W, 72-60
02-28-21	at No. 19 Kentucky	W, 73-68
03-04-21	vs. No. 13 Arkansas	W, 69-60
12-21-21	vs. No. 18 South Florida	W, 61-53
01-23-22	at No. 23 Kentucky	W, 63-54
03-04-22	vs. No. 23 Florida	W, 70-60
01-29-23	at No. 24 Arkansas	W, 76-73 (OT)
03-17-23	vs. No. 19 Gonzaga	W, 71-48
03-19-23	vs. No. 5 Stanford	W, 54-49
02-02-25	at No. 23 Vanderbilt	W, 76-61
02-10-25	vs. No. 8 Kentucky	W, 66-57
03-02-25	vs. No. 7 LSU	W, 85-77

Season	Total Games	Opp. Under 50 Points
2024-25	28	8
2023-24	33	11
2022-23	34	8
2021-22	32	10
2020-21	27	5
2019-20	30	1
2018-19	31	3
2017-18	31	4
2016-17	31	5
2015-16	30	4
2014-15	33	4
2013-14	32	0
2012-13	29	2
2011-12	30	3
2010-11	29	0
2009-10	32	4
2008-09	33	7
2007-08	29	2
2006-07	35	7
2005-06	31	2
2004-05	29	1
2003-04	31	1
2002-03	28	3
2001-02	28	2
2000-01	30	4
1999-00	28	2
1998-99	28	0
1997-98	31	2
1996-97	27	1
1995-96	29	2
1994-95	29	6
1993-94	33	6
1992-93	29	3
1991-92	23	3
1990-91	29	6
1989-90	32	5
1988-89	31	2
1987-88	31	3
1986-87	30	0
1985-86	31	5
1984-85	32	3
1983-84	30	3
1982-83	32	3
1981-82	32	3
1980-81	26	1
1979-80	37	0
1978-79	40	1
1977-78	40	2
1976-77	28	2
1975-76	26	5
1974-75	22	0

second time she has earned the award of its kind in her career, also securing a spot during the 2022-23 season. Overall, it marks the graduate student's seventh conference honor in her five-year tenure at Ole Miss, as Scott has been named to the All-SEC First Team, the All-Defensive team twice, the All-Freshman team and was honored as the Freshman of the Year during the 2020-21 season.

Thienou is the first Rebel since Scott to garner All-Freshmen honors and the 14th freshman in Ole Miss' history to earn the recognition.

## TOPPED THE TOP 10

For the first time since Jan. 24, 2010, the Rebels' toppled an AP top 10 ranked team on the road in its final game of the season against No. 7 LSU. Ole Miss last did so when it bested No. 8 Georgia, 66-65, in Athens. Ole Miss' 85 points against LSU is the fifth-most in program history against an AP top 10 team in games that the Rebels' won.

This win marked Ole Miss' second win over an AP top 10 team this season, its other being against then-No. 8 Kentucky on Feb. 10. The last time a Rebel squad won multiple games against top 10 opponents came in the 2006-07 season, when that team beat three. Prior to this year, the last time a Rebel squad has defeated multiple top-10 conference foes was during the 1995-96 season, when Ole Miss took down No. 3 Tennessee and No. 5 Vanderbilt.

These wins mark the second and third time in the Coach Yo era that the Rebels have dropped a top-10 ranked team, with the prior upset coming in the 2023 NCAA Tournament against No. 5 Stanford.

## HISTORY RE-WRITTEN

A win on Sunday over LSU hit yet another historic marker for the Rebels, reaching 10 wins in SEC play for the fourth consecutive year, starting in the 2021-22 season. McPhee-McCuin becomes the program's first head coach to guide Ole Miss to four consecutive 10-plus conference wins.

The 2021-22 Rebels won 10, the 2022-23 team won 11 games and the 2023-24 Ole Miss squad had a program-high 12 victories in SEC play.

## TWENTY TIMES AS NICE

The Rebels are on the verge of hitting the 20-win mark on the season once again, sitting just one

## HOME SWEET HOME

Category	Home	Road	Neutral
Scoring	77.7	73.9	72.7
Scoring Defense	52.7	61.7	65.3
Scoring Margin	+25.0	+12.2	+7.3
FG%	45.4	43.9	37.6
3PT%	28.7	33.0	28.8
FT%	71.4	69.8	66.0
Opp. FG%	37.8	44.3	45.2
Opp. 3PT%	30.6	34.7	18.8
Rebounds	40.5	36.4	39.3
Reb. Margin	+9.9	+5.8	+2.7
Assists	19.9	14.6	13.0
Steals	11.9	11.5	11.7
Blocks	5.7	2.8	3.7
Turnovers	13.5	13.6	13.3
Turnovers Forced	22.2	20.1	21.7

### REBEL WINS VS. AP TOP-10 (32)

Date	Opp.	OM Rank	Score
03-02-25	#7 LSU	NR	85-77
02-10-25	#8 Kentucky	NR	66-57
03-19-23	#5 Stanford	NR	54-49
01-21-16	#9 Kentucky	NR	73-65
01-24-10	#8 Georgia	NR	66-65
03-25-07	#9 Oklahoma	NR	90-82
03-20-07	#6 Maryland	NR	89-78
01-11-07	#5 LSU	NR	77-74
02-14-05	#7 Rutgers	NR	67-57
02-04-96	#3 Tennessee	20	78-72
01-24-96	#5 Vanderbilt	23	72-53
03-06-93	#5 Auburn	NR	69-55
03-26-92	#9 Penn State	5	75-72
01-18-92	#2 Tennessee	10	80-78 (OT)
03-17-90	#5 UNLV	NR	66-62
01-20-90	#5 Georgia	NR	68-65
03-04-89	#8 Georgia	12	78-69
12-12-88	#10 Texas	6	88-67
02-04-87	#9 LSU	7	84-67
01-31-87	#3 Tennessee	8	69-65
03-20-86	#7 Auburn	11	56-55 (OT)
02-05-86	#10 Tennessee	8	68-54
02-13-85	#9 Auburn	8	66-65
02-15-84	#6 Tennessee	7	67-65
02-11-84	#9 LSU	8	79-65
01-14-84	#6 LSU	9	78-77
01-12-80	#2 Stephen F. Austin	NR	79-68
12-14-78	#5 Stephen F. Austin	18	71-66
02-25-78	#5 Delta State	NR	73-72
01-28-77	#1 Delta State	NR	73-72
01-18-77	#8 Mississippi College	NR	82-81
12-03-76	#6 Mercer	NR	91-53

game behind at 19 victories. If Ole Miss is able to achieve the feat, the Rebels will have hit the mark for the fourth straight season and for the 22nd time in program history.

## IN OUR DEFENSE

It's well known that Ole Miss aims to dictate and disrupt, a goal the Rebel defense has accomplished

## OLE MISS IN WINS VS. LOSSES

Category	Wins	Losses
Scoring	81.9	63.0
Scoring Defense	51.0	70.6
Scoring Margin	+30.9	-7.6
FG%	48.0	35.5
3PT%	30.9	28.8
FT%	69.8	71.8
Opp. FG%	37.9	46.7
Opp. 3PT%	27.6	37.5
Rebounds	40.2	36.1
Reb. Margin	+12.7	-2.9
Assists	19.4	12.7
Steals	12.4	10.4
Blocks	4.9	3.4
Turnovers	12.9	14.8
Turnovers Forced	22.6	18.9

### AP TOP-25 • MARCH 3

Rank	Team (1st-Place)	W-L	Points	Last
1	Texas (25)	29-2	768	1
2	Southern Cal (6)	26-2	749	4
3	UConn	28-3	685	5
4	UCLA	27-2	676	2
5	South Carolina	27-3	664	6
6	Notre Dame	25-4	626	3
7	NC State	24-5	589	9
8	TCU	28-3	570	10
9	LSU	27-4	490	7
10	Oklahoma	23-6	450	13
11	Duke	23-7	436	16
12	Kentucky	22-6	405	15
13	Ohio State	24-5	397	12
14	North Carolina	25-6	386	8
15	Maryland	23-6	316	19
16	West Virginia	23-6	301	18
17	Baylor	25-6	286	17
18	Tennessee	21-8	236	11
19	Alabama	23-7	221	20
20	Kansas State	25-6	220	14
21	Oklahoma State	24-5	189	21
22	Florida State	23-7	128	24
23	Creighton	24-5	83	22
24	Michigan State	21-8	67	23
25	South Dakota State	26-3	42	NR

**Others receiving votes:** Louisville 40, Richmond 21, Ole Miss 15, Utah 6, James Madison 5, Iowa 3, Fairfield 2, California 2, Georgia Tech 1.

### USA TODAY/WBCA COACHES TOP-25 • MARCH 4

Rank	Team (1st-Place)	W-L	Points	Last
1	Texas (29)	29-2	771	1
2	USC (1)	26-2	741	3
3	UConn	28-3	702	5
4	UCLA	27-2	673	2
5	South Carolina (1)	27-3	665	6
6	Notre Dame	25-4	599	4
7	TCU	27-4	587	8
8	NC State	24-5	572	10
9	LSU	27-4	504	7
10	Oklahoma	23-6	470	13
11	Duke	23-7	442	15
12	Ohio State	24-5	408	12
13	Kentucky	22-6	397	14
14	North Carolina	25-6	376	9
15	Maryland	23-6	375	17
16	West Virginia	23-6	307	19
17	Tennessee	21-8	269	11
18	Baylor	25-6	232	18
19	Kansas State	25-6	205	16
20	Alabama	23-7	188	20
21	Oklahoma State	24-5	155	23
22	Creighton	24-5	120	21
23	Florida State	23-7	96	24
24	South Dakota State	26-3	77	25
24	Michigan State	21-8	77	22

**Others receiving votes:** Ole Miss 24; California 15; Louisville 10; Richmond 8; George Mason 4; Iowa State 2; FGCU 2; Utah 1; James Madison 1

so far.

In scoring defense, the Rebels sit at No. 39 in the nation and No. 2 in the SEC, holding opponents to just 57.3 points per game. Through 28 games in the 2024-25 season, Ole Miss has forced eight teams to score fewer than 50 points. This marks the fourth straight year a Rebel team has held at least eight opponents to below 50 points.

### WE SCORE TOO!

Offensively, the Rebels are averaging 75.8 points per game, marking the most by an Ole Miss team in the Coach Yolett McPhee-McCuin era.

The Rebels scored 90-plus points four times so far, with its highest-scoring outings against South Alabama and Florida. Ole Miss' 94 points in both games are the most by a Rebel team since Nov. 14, 2021, and is the third-most points scored under McPhee-McCuin. 94 points against the Gators also marks the most against an SEC opponent in the Coach Yo era, and the most by a Rebel team versus a conference foe since scoring 95 points against Arkansas on March 2, 2006.

The nonconference schedule also saw the first time under McPhee-McCuin that Ole Miss has registered at least three games with 90-plus points, and the first time since 2017-18.

The Rebels have now reached the 80-point plateau 12 times this season, officially the first time a team under Coach Yo that has earned that many games over 80. It's the most by a Rebel squad since the 2006-07 season, when legendary head coach Carol Ross' team had 15 games over 80.

### SEASON SUPERLATIVES

Ole Miss is on the verge of securing multiple season records as regular season play is starting to wind down. Through 28 games, the Rebels have outscored its opponents 2123-1604, a 519-point gap, which is presently the second-widest season-long margin in program history.

The Rebels also average 75.8 points per game, the most by an Ole Miss team since the 2006-07 season. Currently it's the eighth-highest average in program history, and only sits less than two points per game below the No. 5 spot when the 1984-85 Rebels averaged 77.1.

### FRESHMAN PHENOM

True freshman guard Sira Thienou has wasted little time making her mark as an Ole Miss Rebel

### TIME LED REGULAR SEASON (BY PERCENTAGE)

Opponent	Led	Trailed	Tied	% Led
vs. USC	05:01	31:00	03:59	.125
Ark.-Pine Bluff	39:31	00:00	00:29	.988
at Delaware St.	37:34	00:46	01:40	.939
Jackson St.	39:11	00:00	00:49	.980
vs. BC	38:03	01:25	00:32	.951
vs. UConn	00:00	39:12	00:48	.000
Alabama St.	39:37	00:00	00:23	.990
at NC State	00:00	39:27	00:33	.000
Tennessee St.	39:00	00:00	01:00	.975
South Alabama	37:12	01:07	01:41	.930
MVSU	39:41	00:00	00:19	.992
Alcorn St.	39:42	00:00	00:18	.993
at Auburn	36:59	01:19	01:42	.925
at Texas A&M	34:45	02:50	02:25	.869
Vanderbilt	39:24	00:00	00:36	.985
Alabama	14:55	23:07	01:58	.373
Florida	35:36	01:09	03:15	.890
at Mississippi St.	17:59	17:24	04:23	.450
Texas	28:00	06:07	05:53	.700
at Georgia	37:01	02:07	00:52	.925
at Vanderbilt	37:30	00:44	01:46	.938
Oklahoma	07:46	27:41	04:33	.194
Kentucky	10:23	27:20	02:17	.260
at Arkansas	36:34	00:13	02:13	.939
at Tennessee	00:00	39:29	00:31	.000
Missouri	20:36	14:50	04:34	.515
South Carolina	03:34	32:16	04:10	.089
at LSU	07:07	29:40	03:13	.178
<b>TOTAL</b>	<b>722:41</b>	<b>339:13</b>	<b>56:44</b>	<b>.645</b>

as the Bamako, Mali, native has been tabbed SEC Freshman of the Week twice this season, on Nov. 26 and Dec. 17. These recognitions mark the first such honors of her young career and the first awards of its type for an Ole Miss player since Madison Scott earned the same accolade six times as a true freshman during the 2020-21 season.

Additionally, Thienou had a seven-game double-digit scoring streak between Dec. 8 to Jan. 9, solidifying herself as the only Rebel freshman to achieve this feat since Valencia McFarland in 2010-11.

Thienou became just the 13th Rebel freshman in program history to reach 300 points in a season after scoring a team-high 15 points against No. 6/6 South Carolina

### TURNOVERS ON TURNOVERS

Ole Miss' defense remains its strung suit, forcing all but four of its 28 opponents this year to make 15+ turnovers. On average, the Rebels are forcing their opponents to lose the ball 21.4 times a game, ranking 17th in the nation and fourth in the SEC.

While the Rebels force a lot of turnovers, they don't often lose the ball, averaging only 13.5 turnovers a game. Ole Miss' turnover margin

## SEC STANDINGS • MARCH 2

COACHES	
Rank	Team

- 1 South Carolina
- 2 Texas
- 3 LSU
- 4 Oklahoma
- 5 Alabama
- 6 **Ole Miss**
- 7 Tennessee
- 8 Kentucky
- 9 Auburn
- 10 Mississippi State
- 11 Texas A&M
- 12 Vanderbilt
- 13 Georgia
- 14 Florida
- 15 Missouri
- 16 Arkansas

## Rank Team

- 1 South Carolina
- 2 Texas
- 3 LSU
- 4 Oklahoma
- 5 **Ole Miss**
- 6 Alabama
- 7 Tennessee
- 8 Kentucky
- 9 Florida
- 10 Vanderbilt
- 11 Mississippi State
- 12 Auburn
- 13 Texas A&M
- 14 Georgia
- 15 Missouri
- 16 Arkansas

## COACHES

COACHES  
Player of the Year

Madison Booker, Texas

First Team All-SEC

**First Team All-SEC**  
Sarah Ashlee Barker, Alabama  
Georgia Amooore, Kentucky  
Flau'Jae Johnson, LSU  
Aneesha Morrow, LSU  
**Madison Scott, Ole Miss**  
Raegan Beers, Oklahoma  
Te-Hina Paopao, South Carolina  
Madison Booker, Texas

## Second Team All-SEC

Aliyah Nye, Alabama  
 Mikaylah Williams, LSU  
 Jerkaila Johnson, Mississippi State  
 Sklar Vann, Oklahoma  
 Milaysia Fulwiley, South Carolina  
 Raven Johnson, South Carolina  
 Rori Harmon, Texas  
 Aicha Coulibaly, Texas A&M

## MEDIA

## Players of the Year

Flau'Jae Johnson, LSU  
Aneesah Morrow, LSU  
Madison Booker, Texas

### Preseason All-SEC First Team

Preseason All-SEC First Team  
Sarah Ashlee Barker, Alabama  
Georgia Amooore, Kentucky  
Aneesah Morrow, LSU  
Flau'Jae Johnson, LSU  
Raegan Beers, Oklahoma  
Te-Hina Paopao, South Carolina  
Madison Booker, Texas

### Preseason All-SEC Second Team

Mikaylah Williams, LSU  
**Madison Scott, Ole Miss**  
 Skylar Vann, Oklahoma  
 Raven Johnson, South Carolina  
 MiLaysia Fulwiley, South Carolina  
 Bori Harmon, Texas

	CONFERENCE				OVERALL					Streak	vs. T10	vs. T25
	W-L	Pct.	H	A	W-L	Pct.	H	A	N			
South Carolina^	15-1	.938	8-0	7-1	27-3	.900	14-1	8-2	5-0	W4	5-3	10-3
Texas^	15-1	.938	8-0	7-1	29-2	.935	15-0	10-2	4-0	W13	6-2	9-2
LSU	12-4	.750	7-1	5-3	27-4	.871	17-1	6-3	4-0	L2	0-2	5-3
Kentucky	11-5	.687	6-2	5-3	22-6	.786	14-2	6-4	2-0	L1	0-3	5-4
Oklahoma	11-5	.687	6-2	5-3	23-6	.793	13-2	8-3	2-1	W7	0-3	4-5
Alabama	10-6	.625	6-2	4-4	23-7	.767	13-2	6-5	4-0	L1	1-2	2-5
Ole Miss	10-6	.625	4-4	6-2	19-9	.679	11-4	7-3	1-2	W1	2-4	3-7
Vanderbilt	8-8	.500	4-4	4-4	21-9	.700	13-4	7-4	1-1	W2	0-3	2-5
Tennessee	8-8	.500	4-4	4-4	21-8	.724	13-4	5-4	3-0	L2	1-5	3-6
Mississippi State	7-9	.438	4-4	3-5	20-10	.667	10-4	6-6	4-0	W1	1-3	1-6
Florida	5-11	.313	2-6	3-5	14-16	.467	10-7	4-6	0-3	L3	0-3	0-10
Georgia	4-12	.250	3-5	1-7	12-18	.400	9-8	1-8	2-2	W2	0-4	1-7
Arkansas	3-13	.188	1-7	2-6	10-21	.323	7-10	3-7	0-4	W1	0-4	0-8
Auburn	3-13	.188	3-5	0-8	12-17	.414	8-6	2-10	2-1	L6	0-3	0-9
Missouri	3-13	.188	1-6	2-7	14-17	.452	10-9	3-7	1-1	L1	0-3	0-8
Texas A&M	3-13	.188	3-5	0-8	10-18	.357	9-7	0-9	1-2	L10	0-4	2-8

## SEC WEEKLY HONORS

## ATHLETE OF THE WEEK

- 11/12 - Raegan Beers - Oklahoma
- 11/19 - Talaysia Cooper - Tennessee
- 11/26 - Khamil Pierre - Vanderbilt
- 12/3 - Joyce Edwards - South Carolina; Justice Carlton - Texas
- 12/10 - Izzy Higginbottom - Arkansas; Mikaylah Williams - LSU
- 12/17 - Khamil Pierre - Vanderbilt
- 12/23 - DeYona Gaston - Auburn; Aneesah Morrow - LSU
- 12/31 - Aaliyah Nye - Alabama
- 1/7 - Georgia Amooore - Kentucky
- 1/14 - Aneesah Morrow - LSU
- 1/21 - Madison Booker - Texas
- 1/28 - Taylor Jones - Texas
- 2/4 - Georgia Amooore - Kentucky
- 2/11 - Madison Booker - Texas
- 2/18 - Jewel Spear - Tennessee; Mikayla Blakes - Vanderbilt
- 2/25 - Raegan Beers - Oklahoma
- 3/3 - Raegan Beers - Oklahoma; Chloe Kitts - South Carolina

of +7.86 ranks the ninth best in the nation and second in the conference.

Ole Miss turned defense into offense all night versus Alabama State, scoring a season-high 42 points off of the Lady Hornet's 33 turnovers. Kicking off conference play with a bang, the Rebels scored 37 points off of Auburn's season-high 29 turnovers. Matching both season-highs against Florida, Ole Miss scored 42 points off of 29 forced turnovers.

## ROBBING THE BANK

The Rebels like to keep their opponents on their toes, as Ole Miss is nationally known for forcing lost

### FRESHMAN OF THE WEEK

- 11/12 - Clara Silva - Kentucky
- 11/19 - Mikayla Blakes - Vanderbilt
- **11/26 - Sira Thienou - Ole Miss**; Mikayla Blakes - Vanderbilt
- 12/3 - Aneesah Morrow - LSU; Payton Verhulst - Oklahoma
- 12/10 - Mikayla Blakes - Vanderbilt; Syriah Daniels - Auburn
- **12/17 - Sira Thienou - Ole Miss**
- 12/23 - Justice Carlton - Texas
- 12/31 - Miyah Verse - Georgia; Kaniya Boyd - Tennessee
- 1/7 - Jordan Lee - Texas
- 1/14 - Liv McGill - Florida
- 1/21 - Joyce Edwards - South Carolina
- 1/28 - Joyce Edwards - South Carolina; Mikayla Blakes - Vanderbilt
- 2/4 - Mikayla Blakes - Vanderbilt
- 2/11 - Mikayla Blakes - Vanderbilt
- 2/18 - Mikayla Blakes - Vanderbilt
- 2/25 - Joyce Edwards - South Carolina
- 3/3 - Mia Woolfolk- Georgia

balls. Earning at least 10 steals in 20 games this season, the Rebels rank No. 2 in the SEC and No. 15 in the country for steals with an average of 11.8 per game.

Twice this year, Ole Miss secured season-highs of 20 steals against Jackson State and Alabama State, with 12 Rebels contributing to the cause in the latter contest. Prior to this season, the last time an Ole Miss team tallied 20+ steals was Dec. 28, 2016, when the Rebels grabbed 24 against Mississippi Valley State.

## STEALIN' SIRA

## Sira Thienou leads the Rebels in pickpocketing

### BY THE NUMBERS

• Overall . . . . .	19-9
• SEC Games . . . . .	10-6
• SEC Tournament Games . . . . .	0-0
• Streak (Last 10) . . . . .	6-4
• Home Overall (SEC) . . . . .	11-4 (4-4)
• Road Overall (SEC) . . . . .	7-3 (6-2)
• Neutral Games (SEC) . . . . .	1-2 (0-0)
• Day Games (SEC) . . . . .	10-4 (4-4)
• Night Games (SEC) . . . . .	9-5 (6-2)
• November Games . . . . .	5-2
• December Games . . . . .	4-1
• January Games . . . . .	5-3
• February Games . . . . .	4-3
• March Games . . . . .	1-0
• Monday Games . . . . .	4-1
• Tuesday Games . . . . .	0-0
• Wednesday Games . . . . .	0-1
• Thursday Games . . . . .	6-4
• Friday Games . . . . .	0-0
• Saturday Games . . . . .	2-0
• Sunday Games . . . . .	7-3
• Overtime Games . . . . .	0-0
• Television Games . . . . .	6-5
• SECN+ Games . . . . .	11-3
• vs. Ranked Opponents . . . . .	3-7

### REBELS' RECORD WHEN...

• Leading at the half . . . . .	16-2
• Tied at the half . . . . .	0-0
• Behind at the half . . . . .	3-7
• Scores 90 points or more . . . . .	4-0
• Scores 80-89 points . . . . .	8-0
• Scores 70-79 points . . . . .	4-2
• Scores less than 70 points . . . . .	3-7
• Out-rebounds opponent . . . . .	18-2
• Out-rebounded by opponent . . . . .	1-7
• Ties opponents in rebounds . . . . .	0-0
• Shoots 50 percent or better . . . . .	8-0
• Shoots between 40-49 percent . . . . .	9-1
• Shoots under 40 percent . . . . .	2-8
• Shoots 30 percent or better from 3-pt. . . . .	8-6
• Shoots under 30 percent from 3-pt. . . . .	11-3
• Shoots 70 percent or better from FT line . . . . .	10-4
• Shoots 60-69 percent from FT line . . . . .	6-5
• Shoots under 60 percent from FT line . . . . .	3-0
• Opp. shoots 50 percent or better . . . . .	2-3
• Opp. shoots 40-49 percent . . . . .	7-5
• Opp. shoots under 40 percent . . . . .	10-1
• Opp. shoots 30 percent or better from 3-pt. . . . .	8-5
• Opp. shoots under 30 percent from 3-pt. . . . .	11-4
• Commits 15 turnovers or more . . . . .	8-4
• Commits less than 15 turnovers . . . . .	11-5
• Forces 15 turnovers or more . . . . .	17-7
• Forces less than 15 turnovers . . . . .	2-2
• Has less (or same) turnovers than opp. . . . .	19-8
• Has more turnovers than opponent . . . . .	0-1

balls, earning the most steals per game by any freshman in a power four conference, while also sitting third in the SEC and 20th in the nation with 2.68 steals a game. Since the beginning of conference play, Thienou has recorded 47 steals for an average of 2.9 per game.

With 75 total steals this season, Thienou is on pace to break the program record for most steals by a freshman in a season. The Bamako, Mali, native just trails Alisa Scott (1983-84) and Armintie Price (2003-04) with 81 and 76 steals, respectively.

### WE AIN'T SCARED

Yolett McPhee-McCuin values the importance of playing top-tier opponents in nonconference and conference play and it shows in the NCAA's NET Rankings.

Sitting in the Top 15 in the NET Rankings since January 9, 2025, the Rebels recently came in at No. 12. Ole Miss also holds the fourth toughest strength of schedule among DI programs in the nation, facing ten ranked opponents so far and five of the top 10 teams in the NET Rankings.

### AGAINST RANKED OPPONENTS

When it comes to facing off against ranked opponents, Ole Miss owns 93 wins against such teams. The Rebels picked up three of those victories this season, taking down No. 23 Vanderbilt, No. 8 Kentucky and No. 7 LSU. Under Yolett McPhee-McCuin, the Rebels have knocked off 13 ranked opponents.

Ole Miss has toppled 32 teams ranked in the top-10, with 15 of those victories occurring while the Rebels are unranked.

Having already faced ten ranked opponents in the Associated Press poll during the 2024-25 season, Ole Miss' gauntlet of a schedule continues with another highly touted team on deck in Mississippi State.

### PROGRAM GAMES PLAYED LEADER

One of the most acclaimed Rebels in program history has met another milestone marker, as Madison Scott has officially become the most experienced player in Ole Miss history.

Competing in 150 games and counting in a Rebel jersey, the graduate student surpassed Peggie Gillom-Granderson, who played in 144 games, for most at Ole Miss.

Along with Scott, Kennedy Todd-Williams has

competed in 150 career games, seeing action in 61 games at Ole Miss and 89 with her past team, North Carolina.

### GILLOM TROPHY

Postseason accolades are starting to roll in for the Rebels, as Ole Miss' graduate student Madison Scott has been named one of three finalists for the 2025 Gillom Trophy presented by the Mississippi Band of Choctaw Indians and Pearl River Resort.

Scott is joined as a finalist for the prestigious award by Jerkaila Jordan from Mississippi State and Jackson State's Taleah Dilworth. The winner will be announced at a luncheon held at the Pearl River Resort on Monday, March 10.

The Gillom Trophy has been presented annually since 2008 to the most outstanding women's basketball player in the state, in honor of Ole Miss legend Peggie Gillom-Granderson. A Rebel has won the award three of the last four seasons, with Shakira Austin taking home the trophy in 2021 and 2022, then Angel Baker in 2023.

### DOUBLE DOUBLE-DOUBLE TROUBLE

Notching three double-doubles this season against Boston College, Alabama and Vanderbilt, Starr Jacobs has earned 29 in her overall collegiate career and 20 as a Division I player.

In the matchup against Boston College, Jacobs headed the charge with her first double-double in a Rebel jersey, scoring 12 points and adding 11 rebounds. The graduate student paced the team versus Alabama by generating a season and Ole Miss career-high 21 points and 12 rebounds, to go alongside a trio of assists. Her most recent double-double against the Commodores proved to be her most impressive, as she notched 24 points, going 12-of-13 from the field, and 10 rebounds.

Madison Scott earned her first double-double of the 2024-25 season and the second by an Ole Miss player this season against MVSU. The fifth-year senior had 13 points and 10 rebounds against the Devilettes.

In conference play, Madison Scott recorded her 30th career double-double and second of the season against Arkansas. The graduate student led the team to a dominating victory over the Razorbacks with 11 rebounds and 10 points. In five games against Arkansas, Scott has now recorded four double-doubles to lead the Rebels to five wins.

## BLOCKING THE BENCH

The Rebels' defense was prominent in its matchup against the Gamecocks, blocking nine South Carolina shots, the most the Gamecocks have given up all season.

Additionally, Ole Miss held South Carolina to 24 points from its bench, the second-lowest scored by the Gamecocks this season. Entering Thursday's matchup, South Carolina averaged 42.6 points off the bench per game, which ranked No. 1 in the country.

## COMEBACK KIDS

Trailing by 10 points at halftime against Missouri, the Rebels used a 38-point second half to claim their victory over the Tigers. This is the first time Ole Miss has completed a comeback after trailing by double-digits in the first half since Jan. 29, 2023, when it came back from a 19-point deficit against Arkansas.

In the regular season finale against No. 7 LSU, Ole Miss rode a 54-point second half scoring spree to close out a 15-point deficit, earning the largest comeback of the season after winning by eight points.

## KK 'SHARPSHOOTING' DEANS

Deans had another solid shooting effort, dropping a personal season-high six shots from beyond the arc versus the Lady Volunteers. She's the third Rebel this season to hit at least five threes in a game. Deans is also the first Rebel to make six 3-pointers since the 2019-20 season when Deja Cage also converted six against Tennessee on Feb. 27, 2020.

## HOG ROASTIN'

In its matchup against Arkansas, Ole Miss effectively eliminated the Razorbacks' 3-point shooting, holding them to making only two threes in 22 attempts. Opposite Arkansas, Ole Miss' 10 3-pointers is the most by a Rebel squad since Feb. 28, 2020, against Tennessee. Tameiya Sadler and KK Deans drained three each to lead the team.

Ole Miss recorded 50-plus rebounds for a second-straight game, the first coming against No. 8 Kentucky. Additionally, the Rebels have outrebounded opponents by at least 20 in back-to-back matchups. Ole Miss' ferocious offense allowed only two Arkansas steals, which is the fewest allowed by the Rebels against an SEC opponent this season.

## WHAT TEAM?!

Not only did the 66-57 victory against Kentucky secure Ole Miss' first top-10 win since 2023, it also extended the Rebels' win streak over the Wildcats to six games, dating back to Feb. 4 2021.

Ole Miss has stayed in command in the last decade of matchups versus Kentucky, as the Rebels have now won four games in a row when the Wildcats are ranked in the top 25, while coming out victorious in 10 overall under those circumstances.

## KEEPING THE GLASS CLEAN

Ole Miss outrebounded No. 8 Kentucky, 54-33, in its only regular season meeting of the season, proving to be a difference-maker down the stretch. Ole Miss outrebounding by 21 is the widest gap for the Wildcats this season, and the only time that Kentucky has trailed by 20-plus rebounds. The Wildcats had only been outrebounded six times entering this game and it's their second loss when it has occurred.

The offensive glass was dominated by Ole Miss, as the Rebels tallied up 27 offensive boards to the Wildcat's four. Ole Miss was able to earn 16 second chance points off these rebounds, which gave it the edge en route to the ranked win.

## CROWN THEM!

If Ole Miss had a Mount Rushmore, Madison Scott would be carved into it after she made history midway through the first quarter of the Alabama game, scoring her 1,500th career point on a jump shot from the elbow.

Scott is only the eighth Rebel to accumulate that many points, all while at Ole Miss. Overall, she's the 11th player to score their 1,500th career point in Oxford.

Joining Scott on the grand and a half list is Kennedy Todd-Williams and KK Deans. Todd-Williams secured her 1,500th career point against Texas to become the 12th player in Ole Miss history to achieve the feat.

Deans became the third this season and 13th in program history to reach the milestone in electrifying fashion, maneuvering through defenders to the bucket in the third quarter of the Kentucky game.

## ANOTHER MILESTONE MET

Madison Scott brought in her 1,000th career rebound against the Tennessee, becoming only the third active SEC player to do so. She's the fourth

## SUPERLATIVES

**BIGGEST OLE MISS LEAD:**  
65, vs. Alabama State (11-30-24)

**BIGGEST OLE MISS DEFICIT:**  
22, 2x, MR: at NC State (12-05-24)

**BIGGEST OLE MISS LEAD IN A LOSS:**  
16, at Texas A&M (01-05-25)

**BIGGEST OLE MISS DEFICIT IN A WIN:**  
15, at #7 LSU (03-02-25)

**BIGGEST OLE MISS HALFTIME LEAD:**  
47, vs. Alabama State (11-30-24)

**BIGGEST OLE MISS HALFTIME DEFICIT:**  
19, vs. UConn (11-27-24)

**BEST OLE MISS 1ST HALF FG%:**  
.630, at Auburn (01-02-25)

**WORST OLE MISS 1ST HALF FG%:**  
.156, vs. UConn (11-27-24)

**BEST OLE MISS 2ND HALF FG%:**  
.750, vs. Alcorn State (12-30-24)

**WORST OLE MISS 2ND HALF FG%:**  
.154, at Texas A&M (01-05-25)

**MOST POINTS BY OLE MISS IN 1ST HALF:**  
57, vs. Alabama State (11-30-24)

**FEWEST POINTS BY OLE MISS IN 1ST HALF:**  
18, vs. UConn (11-27-24)

**MOST POINTS BY OPPONENT IN 1ST HALF:**  
44, at #7 LSU (03-02-25)

**FEWEST POINTS BY OPPONENT IN 1ST HALF:**  
10, vs. Alabama State (11-30-24)

**MOST POINTS BY OLE MISS IN 2ND HALF:**  
54, 2x, MR: at #7 LSU (03-02-25)

**FEWEST POINTS BY OLE MISS IN 2ND HALF:**  
17, at Texas A&M (01-05-25)

**MOST POINTS BY OPPONENT IN 2ND HALF:**  
53, vs. Alabama (01-13-25)

**FEWEST POINTS BY OPPONENT IN 2ND HALF:**  
10, vs. Arkansas-Pine Bluff (11-10-24)

**BIGGEST HALFTIME LEAD BLOWN:**  
16, at Texas A&M (01-05-25)

**BIGGEST HALFTIME DEFICIT ERASED:**  
13, at #7 LSU (03-02-25)

**BIGGEST MARGIN OF VICTORY:**  
65, vs. Alabama State (11-30-24)

**BIGGEST MARGIN OF DEFEAT:**  
16, vs. #6 South Carolina (02-28-25)

### SERIES HISTORY VS. MSU (OLE MISS LEADS 68-39)

Date	Result	Location
01/19/25	UM, 71-63	at Starkville
02/18/24	UM, 75-71 (OT)	at Oxford
01/14/24	MSU, 69-57	at Starkville
01/26/23	UM, 78-63	at Oxford
01/01/23	UM, 61-50	at Starkville
02/13/22	MSU, 70-59	at Starkville
01/16/22	UM, 86-71	at Oxford
01/10/21	MSU, 60-56	at Starkville
03/01/20	MSU, 84-59	at Oxford
01/26/20	MSU, 80-39	at Starkville
02/21/19	MSU, 80-66	at Oxford
01/29/19	MSU, 80-49	at Starkville
01/28/18	MSU, 69-49	at Oxford
01/11/18	MSU, 76-45	at Starkville
02/12/17	MSU, 66-44	at Oxford
01/16/17	MSU, 73-62	at Starkville
02/21/16	MSU, 60-51	at Oxford
01/18/16	MSU, 79-51	at Starkville
03/02/15	MSU, 55-47	at Starkville
01/22/15	MSU, 64-62	at Oxford
02/23/14	MSU, 72-70	at Starkville
01/23/14	UM, 87-85	at Oxford
02/14/13	UM, 65-51	at Oxford
01/27/13	MSU, 72-57	at Starkville
02/12/12	MSU, 53-50 (ot)	at Starkville
01/19/12	MSU, 51-46	at Oxford
02/27/11	MSU, 62-50	at Starkville
02/10/11	MSU, 59-43	at Oxford
02/14/10	MSU, 73-54	at Starkville
01/21/10	UM, 66-58	at Oxford
02/12/09	MSU, 66-50	at Oxford
01/11/09	MSU, 69-64	at Starkville
03/06/08	UM, 54-49	at Nashville^
02/14/08	UM, 73-65	at Oxford
01/24/08	MSU, 57-52	at Starkville
02/18/07	UM, 86-84 (ot)	at Starkville
01/28/07	MSU, 73-71	at Oxford
01/26/06	UM, 76-71	at Starkville
01/8/06	MSU, 70-59	at Oxford
02/17/05	MSU, 61-52	at Starkville
01/27/05	UM, 72-64	at Oxford
02/08/04	UM, 78-62	at Starkville
01/18/04	UM, 69-60	at Oxford
02/23/03	MSU, 70-62	at Starkville
01/19/03	MSU, 69-60	at Oxford
01/27/02	MSU, 87-66	at Oxford
01/10/02	MSU, 82-57	at Starkville
02/01/01	UM, 74-57	at Starkville
01/11/01	MSU, 60-55	at Oxford
03/02/00	MSU, 75-59	at Chattanooga^
02/02/00	MSU, 66-60	at Oxford
01/13/00	MSU, 82-58	at Starkville
02/11/99	MSU, 69-55	at Starkville
01/07/99	UM, 69-61	at Oxford
01/21/98	UM, 83-74	at Oxford
01/07/98	MSU, 80-76	at Starkville
02/19/97	UM, 76-56	at Oxford
01/14/97	UM, 62-59	at Starkville
02/21/96	UM, 71-68	at Starkville
01/17/96	UM, 74-51	at Oxford
03/03/95	UM, 78-69	at Chattanooga^
02/15/95	UM, 88-59	at Oxford
03/04/94	UM, 100-64	at Chattanooga^
02/23/94	UM, 74-63	at Starkville
02/24/93	UM, 83-77	at Oxford
02/26/92	UM, 60-50	at Starkville
03/01/91	UM, 74-56	at Albany^
02/13/91	UM, 75-57	at Oxford
01/21/91	UM, 67-41	at Starkville
02/24/90	UM, 69-54	at Oxford
01/24/90	UM, 80-53	at Starkville
02/25/89	UM, 79-55	at Starkville
01/25/89	UM, 78-65	at Oxford

02/20/88	UM, 72-71	at Starkville
01/20/88	UM, 79-57	at Oxford
02/14/87	UM, 78-50	at Oxford
01/14/87	UM, 68-51	at Starkville
02/19/86	UM, 69-47	at Starkville
01/18/86	UM, 82-43	at Oxford
02/27/85	UM, 88-45	at Oxford^
02/16/85	UM, 90-64	at Oxford
01/23/85	UM, 87-64	at Starkville
02/18/84	UM, 61-51	at Starkville
01/21/84	UM, 76-64	at Oxford
03/04/83	UM, 59-56	at Knoxville^
02/19/83	UM, 70-59	at Oxford
01/22/83	UM, 78-63	at Starkville
02/20/82	UM, 71-66	at Starkville
01/23/82	UM, 72-56	at Oxford
11/24/80	MSU, 86-83	at Starkville
12/04/79	UM, 93-56	at Oxford
01/29/79	UM, 98-75	at Oxford
01/11/79	UM, 79-54	at Starkville
01/06/79	UM, 81-69	at Starkville
03/04/78	UM, 87-69	at Starkville
02/23/78	UM, 75-65	at Cleveland
2/13/78	UM, 71-64	at Starkville
01/27/78	UM, 74-63	at Oxford
02/05/77	UM, 88-66	at Oxford
01/08/77	UM, 71-49	at Starkville
02/28/76	UM, 76-67	at Jackson
01/27/76	UM, 84-60	at Starkville
01/05/76	UM, 74-49	at Oxford
12/19/75	UM, 85-47	at Blue Mountain
02/27/75	UM, 68-51	at Cleveland
02/15/75	UM, 73-67	at Starkville
01/23/75	UM, 90-76	at Oxford

### SERIES NOTES...

**At Oxford:** Ole Miss leads 32-20

**At Starkville:** Ole Miss leads 26-22

**At Neutral Sites:** Ole Miss leads 9-1

**Longest UM Streak:** 33 (1982-97)

**Longest MSU Streak:** 14 (2014-2021)

**Biggest UM Win:** 43 (2/27/85 - at Oxford)

**Biggest MSU Win:** 41 (01/26/20 - at Starkville)

**Most UM Points:** 100 (3/4/94 - at Chattanooga)

**Most MSU Points:** 87 (1/27/02 - at Oxford)

**Last 10 Meetings:** Tied at 5-5

Rebel to ever reach the 1,000-rebound plateau, joining legendary Rebels in Peggie Gillom, Armintie Price and Eugenia Conner.

### GUARDING THE GOAL

In its matchup against Texas, the Rebels held the Longhorns to 39.3% shooting from the field and its second-lowest scoring total of the season at 61 points. Texas shot 22-for-56 from the field and a minuscule 1-11 from 3-point range. Additionally, Texas' 61 points was 26 points below its season average.

A little later in the season, Ole Miss held the other newest SEC team in Oklahoma to their second-worst outing of the season, as the Sooners' 66 points were 25 points below their season-average.

### DOMINATING THE DORES

The Rebels have left no doubt that they can take down Vanderbilt, outscoring the Commodores by an average of 21.5 points in its two games this

season.

In the two team's first matchup in Oxford, Ole Miss ran past Vanderbilt in a convincing 87-59 win, holding the Commodores' offense to their fewest points this season and 30 points below its average. In the second matchup in Nashville, Ole Miss held the 23rd-ranked Vanderbilt squad, who were coming off a four-game hot streak and two top 20 victories, to its second-fewest scoring performance of the year, which is only topped by the Rebel's first game against the team earlier this season.

### GOING MADI

The game against Mississippi State was a special one for Madison Scott, as it marked what could have been her final time competing against the Rebels' in-state rival.

Scott, who has competed in an Ole Miss jersey for her entire five years of collegiate basketball, made sure it was a performance Rebel fans would never forget, notching a career-best 30 points and 11 field goals to lead Ole Miss to a 71-63 win over its bitter foe in Starkville, Miss.

The First Team All-SEC honoree reached 20-plus points for the seventh time in her career and was the first Rebel to drop 30 points this season. The last Ole Miss player to notch 30 points was Marquesha Davis who scored 33 last season against Florida and recently won the WNBA Championship with the New York Liberty.

Along with her impressive night from the field, Scott shot 7-of-8 from the free throw line and made her lone 3-point attempt, showing how versatile she can be in any situation. With the Rebels and Bulldogs all tied up at 61 in the fourth quarter, Scott proved her veteran status by going a perfect 3-for-3 from the field and scoring eight points to put Ole Miss up for good.

### WHAT CAN'T SHE DO?!

Sira Thienou's defensive domination reached a new peak against Mississippi State. The freshman robbed the Bulldogs nine times for a career-best. Nine steals by a Rebel is the most since Armintie Price had 12 against Illinois on Dec. 2, 2006, and tied for the most by an SEC player in a game this season at the time.

She was the catalyst behind Ole Miss' 16 steals in the game, while also adding 10 points and a team-leading four assists against Mississippi State.

# GAME-BY-GAME STARTING LINEUPS

Opponent	Date	Result	PG	G	G/F	G/F	F/C	Lineup	Record
Southern California	Nov. 4	L, 66-68	Deans	Sadler	Todd-Williams	Scott	Jacobs	#1	0-1
Ark.-Pine Bluff	Nov. 10	W, 85-24	Thienou	Thompson	Todd-Williams	Scott	Jacobs	#2	1-0
at Delaware St.	Nov. 14	W, 80-42	Deans	Sadler	Todd-Williams	Scott	Jacobs	#1	1-1
Jackson St.	Nov. 18	W, 76-44	Deans	Thienou	Todd-Williams	Scott	Jacobs	#3	1-0
vs. Boston College	Nov. 25	W, 92-55	Deans	Thienou	Todd-Williams	Scott	Jacobs	#3	2-0
vs. UConn	Nov. 27	L, 60-73	Deans	Thienou	Todd-Williams	Scott	Jacobs	#3	2-1
Alabama St.	Nov. 30	W, 89-24	Deans	Sadler	Todd-Williams	Scott	Jacobs	#1	2-1
at NC State	Dec. 5	L, 61-68	Deans	Sadler	Todd-Williams	Scott	Jacobs	#1	2-2
Tennessee St.	Dec. 8	W, 85-38	Thienou	Sadler	Todd-Williams	Scott	Jacobs	#4	1-0
South Alabama	Dec. 15	W, 94-39	Thienou	Sadler	Todd-Williams	Scott	Jacobs	#4	2-0
MVSU	Dec. 21	W, 78-44	Thienou	Todd-Williams	Scott	Richardson	Jacobs	#5	1-0
Alcorn St.	Dec. 30	W, 93-41	Thienou	Sadler	Todd-Williams	Scott	Jacobs	#4	3-0
at Auburn	Jan. 2	W, 85-58	Thienou	Sadler	Todd-Williams	Scott	Jacobs	#4	4-0
at Texas A&M	Jan. 5	L, 58-60	Thienou	Sadler	Todd-Williams	Scott	Jacobs	#4	4-1
Vanderbilt	Jan. 9	W, 87-59	Thienou	Sadler	Todd-Williams	Scott	Jacobs	#4	5-1
Alabama	Jan. 12	L, 78-84	Thienou	Sadler	Todd-Williams	Scott	Jacobs	#4	5-2
Florida	Jan. 16	W, 94-69	Thienou	Sadler	Todd-Williams	Scott	Jacobs	#4	6-2
at Mississippi St.	Jan. 19	W, 71-63	Thienou	Sadler	Todd-Williams	Scott	Jacobs	#4	7-2
Texas	Jan. 26	L, 58-61	Thienou	Sadler	Todd-Williams	Scott	Jacobs	#4	7-3
at Georgia	Jan. 30	W, 63-58	Thienou	Sadler	Todd-Williams	Scott	Jacobs	#4	8-3
at Vanderbilt	Feb. 2	W, 76-61	Thienou	Sadler	Todd-Williams	Scott	Jacobs	#4	9-3
Oklahoma	Feb. 6	L, 56-66	Thienou	Sadler	Todd-Williams	Scott	Jacobs	#4	9-4
Kentucky	Feb. 10	W, 66-57	Thienou	Todd-Williams	Scott	Jacobs	Iwuala	#6	1-0
at Arkansas	Feb. 13	W, 89-50	Deans	Thienou	Todd-Williams	Scott	Jacobs	#3	3-1
at Tennessee	Feb. 16	L, 71-80	Deans	Sadler	Todd-Williams	Scott	Jacobs	#1	2-3
Missouri	Feb. 23	W, 68-66	Deans	Sadler	Todd-Williams	Scott	Jacobs	#1	3-3
South Carolina	Feb. 27	L, 59-75	Todd-Williams	Sadler	Scott	Jacobs	Iwuala	#7	0-1
at LSU	March 2	W, 85-77	Deans	Sadler	Thienou	Todd-Williams	Iwuala	#8	1-0

## REBEL STARTING/GAMES PLAYED HISTORY

### CAREER STARTS

Name	Season	Career
Heloisa Carrera	--	--
Rhema Collins	--	--
KK Deans	11	92
Fatumata Djaló	--	--
Jite Gbemuotor	--	--
Christeen Iwuala	3	5
Starr Jacobs	27	85
Mariyah Noel	--	--
Kharyssa Richardson	1	34
Tameiya Sadler	21	57
Madison Scott	27	144
Sira Thienou	21	21
Ayanna Thompson	1	2
Kennedy Todd-Williams	28	123
J'Adore Young	--	--

### CAREER GAMES PLAYED

Name	Season	Career
Heloisa Carrera	10	10
Rhema Collins	12	24
KK Deans	28	142
Fatumata Djaló	14	14
Jite Gbemuotor	7	7
Christeen Iwuala	28	96
Starr Jacobs	28	87
Mariyah Noel	18	38
Kharyssa Richardson	24	85
Tameiya Sadler	26	138
Madison Scott	28	150
Sira Thienou	28	28
Ayanna Thompson	20	79
Kennedy Todd-Williams	28	150
J'Adore Young	--	7

### GAME LEADERS

#### POINTS

7 - Scott  
6 - Jacobs  
6 - Thienou  
5 - Deans  
2 - Sadler  
2 - Todd-Williams

#### REBOUNDS

15 - Jacobs  
6 - Iwuala  
6 - Scott  
5 - Todd-Williams  
3 - Thienou  
1 - Richardson  
1 - Sadler

#### ASSISTS

15 - Scott  
9 - Todd-Williams  
7 - Sadler  
5 - Deans  
3 - Thienou  
1 - Iwuala  
1 - Jacobs

#### STEALS

12 - Thienou  
10 - Jacobs  
10 - Sadler  
6 - Todd-Williams  
4 - Deans  
4 - Scott  
2 - Iwuala  
1 - Richardson  
1 - Thompson

#### DOUBLE-DIGIT POINTS

17 - Scott  
17 - Todd-Williams  
16 - Jacobs  
16 - Thienou  
10 - Deans  
8 - Iwuala  
6 - Sadler  
2 - Collins  
2 - Richardson  
2 - Thompson

#### DOUBLE-DIGIT REBOUNDS

4 - Jacobs  
2 - Scott  
1 - Richardson  
1 - Todd-Williams

#### DOUBLE-DOUBLES

3 - Jacobs  
2 - Scott

### GAME-BY-GAME SPECIALTY STATS

Opponent	Date	Result	Paint	Off TO	2nd Chance	FB	Bench
vs. USC	Nov. 4	L, 68-66	20	18	17	9	11
Ark.-Pine Bluff	Nov. 10	W, 85-24	34	28	23	20	45
at Delaware St.	Nov. 14	W, 80-42	42	30	23	6	30
Jackson St.	Nov. 18	W, 76-44	36	33	16	18	24
vs. BC	Nov. 25	W, 92-55	50	29	23	13	27
vs. UConn	Nov. 27	L, 73-60	18	17	11	2	7
Alabama St.	Nov. 30	W, 89-24	58	42	17	17	50
at NC State	Dec. 5	L, 68-61	34	24	9	16	8
Tennessee St.	Dec. 8	W, 85-38	40	23	12	19	35
South Alabama	Dec. 15	W, 94-39	54	37	16	11	34
MVSU	Dec. 21	W, 78-44	40	24	22	4	10
Alcorn St.	Dec. 30	W, 93-41	56	35	11	19	30
at Auburn	Jan. 2	W, 85-58	36	37	10	16	28
at Texas A&M	Jan. 5	L, 60-58	24	17	3	6	10
Vanderbilt	Jan. 9	W, 87-59	38	22	10	10	16
Alabama	Jan. 12	L, 84-78	36	10	21	14	24
Florida	Jan. 16	W, 94-69	48	42	18	20	20
at Mississippi St.	Jan. 19	W, 71-63	42	26	5	6	5
Texas	Jan. 26	L, 61-58	16	13	6	8	9
at Georgia	Jan. 30	W, 63-58	16	7	15	4	15
at Vanderbilt	Feb. 2	W, 76-61	54	21	21	10	15
Oklahoma	Feb. 6	L, 66-56	36	22	16	6	13
Kentucky	Feb. 10	W, 66-57	38	12	16	12	13
at Arkansas	Feb. 13	W, 89-50	44	17	13	15	45
at Tennessee	Feb. 16	L, 80-71	24	4	18	25	5
Missouri	Feb. 23	W, 68-66	44	20	18	6	20
South Carolina	Feb. 27	L, 75-59	32	12	9	10	31
at LSU	March 2	W, 85-77	38	27	19	2	27
<b>AVERAGE</b>			<b>37.4</b>	<b>23.2</b>	<b>14.9</b>	<b>11.6</b>	<b>21.7</b>

### PROBLEMATIC IN THE PAINT

The Rebels made themselves comfortable in the interior during their first two games of the season, racking up at least 18 more points in the paint than both opponents. Ole Miss notched 38 points in the paint against No. 3 Southern California and 34 versus Arkansas-Pine Bluff.

Ole Miss continued its dominance into the conference season, playing bully-ball to claim their wins against Mississippi State and Vanderbilt. The Rebels scored 42 points in close range against the Bulldogs, which totaled more than half of their points. Against the Commodores, the Rebels tallied 54 paint points to take down their ranked foe.

Anchored by the presence of Starr Jacobs, Christeen Iwuala, Madison Scott, and Kharyssa Richardson, the Rebels look to continue its damage in the paint throughout the rest of the season.

### ARE YOU SIRAIous?!

Against Florida, Thienou strung together an immaculate 29-point career-high night, exploding for 22 points in the first half alone to become

the only Rebel this season to score north of 20 points in a half this season, while grabbing a then season-high among individual Rebels.

Off the back of another career-high five 3-pointers, Thienou went 12-of-17 from the field, tying the most in the SJB Pavilion and marking the most field goals converted by a Rebel since Taylor Manuel made a dozen against Grambling on March 16, 2017. Additionally, the freshman became the first Rebel to eclipse the 200-point mark for the season after making two 3-pointers in the initial five minutes of the game.

Not only was Thienou in command on offense, but she also put up an all-time performance on the other side of the court, pickpocketing Florida seven times in total, with six of those steals coming in the first half.

Thienou completed her impressive stat line by notching five assists and five rebounds to her already illustrious day. The Bamako, Mali, native is only the fifth SEC player in the past 10 seasons to tally at least 25 points, five rebounds, five assists,

### GAME-BY-GAME LEAD/DEFICIT

### SEC ACTIVE CAREER POINTS LEADERS (March 5)

1. 2723 - Aneesah Morrow; LSU; 2021-25
2. 2379 - Georgia Amore; Kentucky; 2020-25
3. 2308 - Jerkaila Jordan; Mississippi St.; 2021-25
4. 2184 - Jewel Spear; Tennessee; 2020-25
5. 1984 - Izzy Higginbottom; Arkansas; 2021-25
6. 1798 - Terren Ward; Mississippi St.; 2020-25
7. 1780 - Taylor Jones; Texas; 2019-2025
8. 1749 - Zaay Green; Alabama; 2018-25
9. 1735 - Skylar Vann; Oklahoma; 2020-25
10. 1728 - Destinee Wells; Tennessee; 2020-25

### SEC ACTIVE CAREER REBOUNDING LEADERS (March 5)

1. 1649 - Aneesah Morrow; LSU; 2021-25
2. 1045 - Taylor Jones; Texas; 2019-2025
3. **1016 - Madison Scott; Ole Miss; 2020-25**
4. 982 - Taylen Collins; Auburn; 2020-25
5. 889 - Skylar Vann; Oklahoma; 2020-25
6. 832 - Terren Ward; Mississippi St.; 2020-25
7. 826 - Raegan Beers; Oklahoma; 2022-25
8. 824 - Jerkaila Jordan; Mississippi St.; 2021-25
9. **781 - Kennedy Todd-Williams; Ole Miss; 2021-25**
10. 732 - Zaay Green; Alabama; 2018-25

### SEC ACTIVE CAREER ASSIST LEADERS (March 5)

1. 848 - Georgia Amore; Kentucky; 2020-25
2. 690 - Rori Harmon; Texas; 2021-25
3. 572 - Nevaeh Tot; Oklahoma; 2020-25
4. 514 - Zaay Green; Alabama; 2018-25
4. 514 - Asia Avinger; Georgia; 2021-25
6. 507 - Samara Spencer; Tennessee; 2021-24
7. 503 - Te-Hina Paopao; South Carolina; 2020-25
8. 463 - Destinee Wells; Tennessee; 2020-25
9. **438 - KK Deans; Ole Miss; 2019-25**
10. 401 - Denim DeShields; Mississippi St.; 2022-25

### SEC ACTIVE CAREER BLOCK LEADERS (March 5)

1. 280 - Taylor Jones; Texas; 2019-2025
2. 160 - Aneesah Morrow; LSU; 2021-25
3. 148 - Christabel Ezumah; Alabama; 2020-25
4. 142 - Ashlyn Watkins; South Carolina; 2022-25
5. 139 - DeYona Gaston; Auburn; 2020-25
6. **129 - Madison Scott; Ole Miss; 2020-25**
7. 121 - Leilani Kapinus; Vanderbilt; 2021-25
7. 121 - Essence Cody; Alabama; 2023-25
9. 113 - Angelique Ngalakulondi; Missouri; 2019-25
10. 111 - Jerkaila Jordan; Mississippi St.; 2021-25

Rebels achieved the feat again versus Alcorn State and Vanderbilt after Thienou, Todd-Williams, Jacobs, Scott, and Tameiya Sadler each reached 10-plus points in both games.

Rebel starters have scored 1513 of Ole Miss' 2123 points (71.3%) throughout the season.

#### STOLE THE SHOW

In typical Coach Yo fashion, Ole Miss toyed with Jackson State on Kids Day, forcing 29 turnovers and stealing the ball 20 times. It marks the most steals in a single game since securing 24 against Mississippi Valley State on Dec. 28, 2016.

Seven players had multiple steals while four starters, Starr Jacobs, Sira Thienou, KK Deans, and Kennedy Todd-Williams, recorded three.

The Rebels almost matched this achievement against Florida, forcing the Gators to lose the ball 29 times off of 19 steals. This marked the most turnovers Florida has committed since 2022 as Thienou led the cause once again with a career-high seven steals.

#### NO THREE'S HERE

The Rebels bask in causing havoc on other opponent's offenses, and Ole Miss once again proved its power over Auburn, holding the Tigers scoreless from beyond the arc. Ole Miss is the first team to hold Auburn scoreless from three since the 2022-23 season, forcing the Tigers to go 0-for-3 from deep in its opening conference victory of the season.

#### BENCH BANDIT

Coming off the bench against Auburn, KK Deans was a key component of Ole Miss' win with 20 points in her 26 minutes of action. Shooting 4-of-5 from beyond the arc, Deans earned her season high for 3-pointers made in a game this season.

Deans rejoins the Rebels for her sixth season of collegiate ball after medically redshirting last season while healing from a season-ending ACL injury.

Though she only appeared in six games in 2023-24, she started in all of them and averaged almost 10 points a game and 3.8 assists. Deans put up a season-best 16 points against Temple, where she also registered seven rebounds and eight assists.

Deans has taken her game to the next level this season, leading the Rebels in free-throw percentage (.875) and three-pointers made (48). The graduate student has also earned 200+ long-range strikes from the 3-point line in her overall career, becoming only the third Rebel to hit that mark in Oxford in program history. Deans will

look to continue improving in her final year of eligibility.

#### SHE'S A FRESHMAN!

Sira Thienou scored in double figures in three straight outings for the Rebels in November, including consecutive 16-point outbursts against Jackson State (Nov. 18) and Boston College (Nov. 25). The last time an Ole Miss freshman had a 16-plus point performance was when Madison Scott earned 17 against No. 18 Arkansas, on Feb. 19, 2021.

In December, Thienou registered 23 points against South Alabama, marking the first 20+ performance by a Rebel this season and the most points scored by a SEC freshman that week. Thienou is the first Ole Miss freshman since the 2020-21 season to put up at least 20 points in a single game.

To open January, Thienou showed off her defensive prowess against Auburn, stealing the ball a then career-high seven times to become the first Rebel to have five steals in a game since Angel Baker did so on Jan. 8, 2023. Thienou later broke that career-best feat later in the season, notching nine steals against Mississippi State.

#### RECORD BREAKING REBS

Ole Miss showed up and showed out in the nonconference slate of the 2024-25 season, earning three program records.

The Rebels allowed the fewest points in program history twice as it kept Arkansas-Pine Bluff and Alabama State to just 24 points each. Yolett McPhee-McCuin's teams now hold the top three spots in the record books of the fewest points allowed in Ole Miss history. The Rebels are also the only squad in the SEC to force two opponents to sub-30 points.

Ole Miss' last win in November was a convincing one. By defeating Alabama State by 65 points at the SJB Pavilion, it marks the widest margin of victory in program history and the largest in the McPhee-McCuin era.

It's the sixth instance of an Ole Miss team reaching the +60 mark and only the second time in history that the Rebels have achieved the feat twice in the same year. Previously, Ole Miss defeated Arkansas Pine-Bluff by 61 points in the Rebels' first victory this season. The last time an Ole Miss squad has secured two 60-point margins wins in a year was the 1982-83 season.

In its final game of the nonconference season, Ole Miss had its most efficient night of shooting in program history after going 67.3 percent from the field. Ole Miss' previous best field goal percentage mark was

63.1 percent, which it accomplished in the 2004-05 season against New Orleans.

#### ALL-TOURNAMENT REBS

KK Deans and Kennedy Todd-Williams were two of five student-athletes selected to the 2024 Continental Tire Baha Mar Championship All-Tournament team.

Combining for a team-high 32 points over the two games, Deans had a pair of standout performances in her first games back in the Bahamas since her season-ending injury last season in the Battle4Atlantis.

Against UConn, the graduate student boasted 17 points, including 12 in the third quarter to propel the Rebels within five points of the lead after being down 19 at the half. In the matchup versus Boston College, Deans tallied 15 points and was a perfect 6-6 from the charity line.

Todd-Williams tallied 13 points against UConn and had the best shooting night of her Ole Miss career, going 4-4 from beyond the arc, tying a career-high in three-pointers in the process. Versus Boston College, Todd-Williams led the field with a season-high 17 points and five assists.

#### COMPETING VERSUS THE NATION'S BEST

Despite falling short in its comeback, Ole Miss gave UConn a run for its money, becoming the first team this season to reach the 60-point mark against the Huskies.

Ole Miss forced UConn into its first negative assist-to-turnover ratio of the season and its first in 15 games dating back to the 2023-24 season after committing 18 turnovers to only 15 assists.

#### DEFENSE GETS DUBS

Against Arkansas Pine-Bluff Ole Miss rejected 12 shots as a team, which is a tie for the third-most in a game in program history, the last time of which came last season against Florida. Christeen Iwuala led the Rebels in that category, blocking a career-high four shots.

Additionally, UAPB failed to get a single player in double-digits, the first time an Ole Miss team has done that since the 2022-23 season against Alabama A&M.

#### MY OH MADI

The development of Madison Scott since her arrival on campus has been undeniable, as the First Team All-SEC honoree has stepped up her game to become an all around player for the Rebels.

Drilling two three-pointers in the opening game of the season, Scott doubled her career makes from the arc after strengthening her skillset in the offseason. Since then, Scott has continued to shoot from behind the 3-point line, making four total on the season.

With the ability to play in all five positions on the floor, the fifth-year senior will undoubtedly go down as one of the most touted and versatile student-athletes in Ole Miss history.

#### DICTATE AND DISRUPT

The motto of "We Defend" remains the same during the 2024-25 season, as Ole Miss once again reinforced the message against USC.

Holding the Trojans to just one three-pointer off of 11 attempts (.091), Ole Miss forced USC to tally its' lowest three-point percentage since the 2021-22 season when Tameiya Sadler and Colorado held the Trojans to .083 from the arc.

Additionally, Ole Miss forced USC to make 26 turnovers, tallying the most the Trojans have committed since 2022.

#### GIVE ME THE NUMBERS

The 2024-25 Ole Miss basketball roster boasts some serious career statistics. Four players have scored over 1,000 points in their collegiate career, including Madison Scott (1661), Kennedy Todd-Williams (1589), KK Deans (1577), and Starr Jacobs (1471).

Collectively, the team possesses 8689 career points, 4299 rebounds, 1753 assists, 1174 steals and 419 blocks.

#### THE ROAD TO 200

The seventh-year coach of the Rebels achieved a feat many coaches strive to reach, earning her 200th win in her career against Jackson State earlier this season. In her five seasons at Jacksonville State, Yolett McPhee-McCuin amassed a record of 94-63 and now has strung together 121 wins and counting at Ole Miss.

#### HOME SWEET HOME

This season, the Rebels won all seven nonconference games at the SJB Pavilion, the third time Ole Miss has entered conference competition undefeated at home under Coach Yo.

Rebel nation has turned the SJB Pavilion into an intimidating environment for visiting teams, especially in the non-conference slate. Ole Miss has won 31 of its last 34 games at home against non-conference opponents, dating back to the 2020 season.

#### BACK FOR MORE

Despite losses of leaders in Marquesha Davis, Snudda Collins and Rita Igbokwe, the Rebels return a strong core of starters in Madison Scott, Kennedy Todd-Williams and KK Deans as well as extra depth coming off the bench with Mariyah Noel, Ayanna Thompson, Kharyssa Richardson and Rhema Collins.

#### TRANSFER TO THE 'SIP

Yolett McPhee-McCuin continues to solidify her program as one of the top spots in the nation to develop talent and continue to grow in a new home.

Three student-athletes in Christeen Iwuala, Starr Jacobs, and Tameiya Sadler saw this vision and made their way to Oxford after hitting the court at a previous school.

#### OVERSEAS TO OXFORD

Ole Miss welcome four student-athletes to the program, each with international playing experience, including Sira Thienou and Heloisa Carrera who represented their respective countries in the 2023 FIBA Women's Basketball U19 World Cup in Spain.

Along with the Rebel pair, Jite Gbemutor and Fatumata Djaló join Ole Miss as representatives of Europe.

#### BUILD TOWARD THE FUTURE

With aspirations to make the Final Four in Tampa, head coach Yolett McPhee-McCuin has strengthened the Rebel family by naming Empress Davenport, Kayla Gordon, Quentin Hillsman, and Joy Cheek Smith as assistant coaches and elevated video coordinator Jake Whitehead to assistant coach.

All five coaches come to Oxford with NCAA Tournament pedigree at the Power Five level as either a coach or a player and will bolster the Rebel staff.

#### RAKING UP THE MILES

The Rebels accumulated a lot of airline miles this season after taking two international trips in November. Following its trip to Paris, France for the Allflac Oui-Play to open the season, Ole Miss broke out the passports once again for the Continental Tire Baha Mar Championship in Nassau, Bahamas.

#### 50 YEARS OF OLE MISS WOMEN'S BASKETBALL

Dating back to 1974, Ole Miss is set to honor and celebrate its 50th Anniversary of the program throughout the 2024-25 season.

With over 900 program wins, 20 NCAA Tournament appearances, 11 Sweet 16's and five Elite 8's, 17 First Team All-SEC selections, five All-Americans, and

### ALL-TIME SEC TOURNAMENT RESULTS

#### VS. ALABAMA

Ole Miss leads, 4-1

2007: Duluth, Ga.....	UM, 78-49 (First Round)
2004: Nashville, Tenn.....	UM, 63-56 (First Round)
1994: Chattanooga, Tenn.....	UA, 86-84 (Second Round)
1990: Albany, Ga.....	UM, 71-45 (Second Round)
1988: Albany, Ga.....	UM, 76-66 (Second Round)

#### VS. ARKANSAS

Ole Miss leads, 6-3

2021: Greenville, S.C.....	UM, 69-60 (Second Round)
2015: Little Rock, Ark.....	UA, 72-61 (First Round)
2014: Duluth, Ga.....	UM, 63-62 (First Round)
2012: Nashville, Tenn.....	UA, 67-47 (First Round)
2009: Little Rock, Ark.....	UM, 65-60 (First Round)
2006: Little Rock, Ark.....	UM, 94-64 (First Round)
2002: Nashville, Tenn.....	UM, 78-68 (First Round)
1996: Chattanooga, Tenn.....	UM, 76-73 (First Round)

#### VS. AUBURN

Auburn leads, 6-3

2014: Duluth, Ga.....	AU, 70-54 (Second Round)
2009: Little Rock, Ark.....	AU, 71-65 (Second Round)
1997: Chattanooga, Tenn.....	AU, 72-64 (First Round)
1993: Chattanooga, Tenn.....	UM, 69-55 (Second Round)
1992: Albany, Ga.....	UM, 58-52 (Second Round)
1991: Albany, Ga.....	AU, 76-50 (Second Round)
1990: Albany, Ga.....	AU, 72-71 (ot) (Semifinals)
1988: Albany, Ga.....	AU, 69-60 (Semifinals)
1983: Knoxville, Tenn.....	UM, 72-62 (Semifinals)

#### VS. FLORIDA

Ole Miss leads, 3-1

2024: Greenville, S.C.....	UM, 84-74 (Quarterfinals)
2022: Nashville, Tenn.....	UM, 70-60 (Quarterfinals)
2019: Greenville, S.C.....	UF, 64-57 (First Round)
2018: Nashville, Tenn.....	UM, 48-43 (First Round)

#### VS. GEORGIA

Georgia leads, 6-3

2005: Greenville, S.C.....	UGA, 87-65 (Second Round)
2001: Memphis, Tenn.....	UGA, 80-61 (Second Round)
1998: Columbus, Ga.....	UM, 77-73 (First Round)
1992: Albany, Ga.....	UGA, 71-60 (Semifinals)
1989: Albany, Ga.....	UM, 78-69 (Second Round)
1986: Athens, Ga.....	UGA, 76-68 (Semifinals)
1983: Knoxville, Tenn.....	UGA, 72-69 (Finals)
1981: Baton Rouge, La.....	UGA, 75-68 (Second Round)
1980: Knoxville, Tenn.....	UM, 80-70 (Second Round)

#### VS. KENTUCKY

Kentucky leads, 2-1

1999: Chattanooga, Tenn.....	UK, 75-59 (First Round)
1987: Albany, Ga.....	UK, 65-64 (Second Round)
1980: Knoxville, Tenn.....	UM, 79-62 (Semifinals)

#### VS. LSU

LSU leads, 7-0

2024: Greenville, S.C.....	LSU, 75-67 (Semifinals)
2017: Greenville, S.C.....	LSU, 65-49 (Second Round)
2008: Nashville, Tenn.....	LSU, 80-36 (Second Round)
2007: Duluth, Ga.....	LSU, 52-46 (Second Round)
2006: Little Rock, Ark.....	LSU, 91-73 (Second Round)
2004: Nashville, Tenn.....	LSU, 79-66 (Second Round)
1982: Lexington, Ky.....	LSU, 77-73 (Second Round)

#### VS. MISSOURI

Missouri leads, 2-0

2020: Greenville, S.C.....	MU, 64-53 (First Round)
2018: Nashville, Tenn.....	MU, 59-50 (Second Round)

#### VS. MISSISSIPPI STATE

Ole Miss leads, 6-1

2008: Nashville, Tenn.....	UM, 54-49 (First Round)
2000: Chattanooga, Tenn.....	MSU, 75-59 (First Round)
1995: Chattanooga, Tenn.....	UM, 78-69 (First Round)
1994: Chattanooga, Tenn.....	UM, 100-64 (First Round)
1991: Albany, Ga.....	UM, 74-56 (First Round)

1985: Oxford, Miss.....	UM, 88-45 (Second Round)
1983: Knoxville, Tenn.....	UM, 59-56 (Second Round)

#### VS. SOUTH CAROLINA

Ole Miss leads, 5-4

2023: Greenville, S.C.....	USC, 80-51 (Semifinals)
2022: Nashville, Tenn.....	USC, 61-51 (Semifinals)
2011: Nashville, Tenn.....	USC, 62-50 (First Round)
2010: Duluth, Ga.....	UM, 64-36 (First Round)
2005: Greenville, S.C.....	UM, 53-50 (First Round)
2003: Little Rock, Ark.....	USC, 79-64 (First Round)
2001: Memphis, Tenn.....	UM, 75-68 (First Round)
1993: Chattanooga, Tenn.....	UM, 59-57 (First Round)

#### VS. TENNESSEE

Tennessee leads, 6-1

2021: Greenville, S.C.....	UT, 77-72 (Quarterfinal)
2010: Duluth, Ga.....	UT, 76-51 (Second Round)
1996: Chattanooga, Tenn.....	UT, 73-51 (Second Round)
1989: Albany, Ga.....	UT, 82-60 (Semifinals)
1986: Athens, Ga.....	UM, 83-78 (Second Round)
1985: Oxford, Miss.....	UT, 79-71 (Semifinals)
1980: Knoxville, Tenn.....	UT, 85-71 (Finals)

#### VS. TEXAS A&M

Ole Miss leads, 1-0

2023: Greenville, S.C.....	UM, 77-60 (Quarterfinal)
----------------------------	--------------------------

#### VS. VANDERBILT

Vanderbilt leads, 5-0

2016: Columbus, Ga.....	VU, 74-59 (First Round)
1998: Columbus, Ga.....	VU, 76-64 (Second Round)
1995: Chattanooga, Tenn.....	VU, 64-57 (Second Round)
1993: Chattanooga, Tenn.....	VU, 79-54 (Semifinals)
1984: Athens, Ga.....	VU, 78-73 (Second Round)

### OLE MISS IN THE SEC TOURNAMENT (31-44)

1980 (Knoxville, Tenn.) - 2-1	Second Round.....Ole Miss 80, Georgia 70
	Semifinals.....Ole Miss 79, Kentucky 62
	Finals.....Tennessee 85, Ole Miss 71
1981 (Baton Rouge, La.) - 0-1	Second Round.....Georgia 75, Ole Miss 68
1982 (Lexington, Ky.) - 0-1	Second Round.....LSU 77, Ole Miss 73
1983 (Knoxville, Tenn.) - 2-1	Second Round.....Ole Miss 59, Mississippi State 56
	Semifinals.....Ole Miss 72, Auburn 62
	Finals.....Georgia 72, Ole Miss 69
1984 (Athens, Ga.) - 0-1	Second Round.....Vanderbilt 78, Ole Miss 73
1985 (Oxford, Miss.) - 1-1	Second Round.....Ole Miss 88, Mississippi State 45
	Semifinals.....Tennessee 79, Ole Miss 71
1986 (Athens, Ga.) - 1-1	Second Round.....Ole Miss 83, Tennessee 78
	Semifinals.....Georgia 76, Ole Miss 68
1987 (Albany, Ga.) - 0-1	Second Round.....Kentucky 65, Ole Miss 64
1988 (Albany, Ga.) - 1-1	Second Round.....Ole Miss 76, Alabama 66
	Semifinals.....Auburn 69, Ole Miss 60
1989 (Albany, Ga.) - 1-1	Second Round.....Ole Miss 78, Georgia 69
	Semifinals.....Tennessee 82, Ole Miss 60
1990 (Albany, Ga.) - 1-1	Second Round.....Ole Miss 71, Alabama 45
	Semifinals.....Auburn 72, Ole Miss 71 (OT)
1991 (Albany, Ga.) - 1-1	First Round.....Ole Miss 74, Mississippi State 56
	Second Round.....Auburn 76, Ole Miss 50
1992 (Albany, Ga.) - 1-1	Second Round.....Ole Miss 58, Auburn 52
	Semifinals.....Georgia 71, Ole Miss 60
1993 (Chattanooga, Tenn.) - 2-1	First Round.....Ole Miss 59, South Carolina 57
	Second Round.....Ole Miss 69, Auburn 55
	Semifinals.....Vanderbilt 79, Ole Miss 54

1994 (Chattanooga, Tenn.) - 1-1	First Round.....Ole Miss 100, Mississippi State 64
	Second Round.....Alabama 86, Ole Miss 84
1995 (Chattanooga, Tenn.) - 1-1	First Round.....Ole Miss 78, Mississippi State 69
	Second Round.....Vanderbilt 64, Ole Miss 57
1996 (Chattanooga, Tenn.) - 1-1	First Round.....Ole Miss 76, Arkansas 73
	Second Round.....Tennessee 73, Ole Miss 51
1997 (Chattanooga, Tenn.) - 0-1	First Round.....Auburn 72, Ole Miss 64
1998 (Columbus, Ga.) - 1-1	First Round.....Ole Miss 77, Georgia 73
	Second Round.....Vanderbilt 76, Ole Miss 64
1999 (Chattanooga, Tenn.) - 0-1	First Round.....Kentucky 75, Ole Miss 59
2000 (Chattanooga, Tenn.) - 0-1	First Round.....Mississippi State 75, Ole Miss 59
2001 (Memphis, Tenn.) - 1-1	First Round.....Ole Miss 75, South Carolina 68
	Second Round.....Georgia 80, Ole Miss 61
2002 (Nashville, Tenn.) - 0-1	First Round.....Arkansas 78, Ole Miss 68
2003 (North Little Rock, Ark.) - 0-1	First Round.....South Carolina 79, Ole Miss 64
2004 (Nashville, Tenn.) - 1-1	First Round.....Ole Miss 63, Alabama 56
	Second Round.....LSU 79, Ole Miss 66
2005 (Greenville, S.C.) - 1-1	First Round.....Ole Miss 53, South Carolina 50
	Second Round.....Georgia 87, Ole Miss 65
2006 (North Little Rock, Ark.) - 1-1	First Round.....Ole Miss 94, Arkansas 64
	Second Round.....LSU 91, Ole Miss 73
2007 (Duluth, Ga.) - 1-1	First Round.....Ole Miss 78, Alabama 49
	Second Round.....LSU 52, Ole Miss 46
2008 (Nashville, Tenn.) - 1-1	First Round.....Ole Miss 54, Mississippi State 49
	Second Round.....LSU, 80, Ole Miss 36

2009 (North Little Rock, Ark.) - 1-1	First Round.....Ole Miss, 65, Arkansas 60
	Second Round.....Auburn 71, Ole Miss 65
2010 (Duluth, Ga.) - 1-1	First Round.....Ole Miss 64, South Carolina 63
	Second Round.....Tennessee 76, Ole Miss 51
2011 (Nashville, Tenn.) - 0-1	First Round.....South Carolina, 62, Ole Miss 50
2012 (Nashville, Tenn.) - 0-1	First Round.....Auburn 67, Ole Miss 47
2014 (Duluth, Ga.) - 1-1	First Round.....Ole Miss 63, Arkansas 62
	Second Round.....Auburn 70, Ole Miss 54
2015 (North Little Rock, Ark.) - 0-1	First Round.....Arkansas 72, Ole Miss 61
2016 (Jacksonville, Fla.) - 0-1	First Round.....Vanderbilt 74, Ole Miss 59
2017 (Greenville, S.C.) - 0-1	Second Round.....LSU 65, Ole Miss 49
2018 (Nashville, Tenn.) - 1-1	First Round.....Ole Miss 48, Florida 43
	Second Round.....Missouri 59, Ole Miss 50
2019 (Greenville, S.C.) - 0-1	First Round.....Florida 64, Ole Miss 57
2020 (Greenville, S.C.) - 0-1	First Round.....Missouri 64, Ole Miss 53
2021 (Greenville, S.C.) - 1-1	Second Round.....Ole Miss 69, Arkansas 60
	Quarterfinal.....Tennessee 77, Ole Miss 72
2022 (Nashville, Tenn.) - 1-1	Quarterfinal.....Ole Miss 70, Florida 60
	Semifinal.....South Carolina 61, Ole Miss 51
2023 (Greenville, S.C.) - 1-1	Quarterfinal.....Ole Miss 77, Texas A&M 60
	Semifinal.....South Carolina 80, Ole Miss 51
2024 (Greenville, S.C.) - 1-1	Quarterfinal.....Ole Miss 84, Florida 74
	Semifinal.....LSU 75, Ole Miss 67

## POINTS

## TEAM

1.	100	vs. Mississippi State, 03-04-94
2.	94	vs. Arkansas, 03-02-06
3.	88	vs. Mississippi State, 03-01-85
4.	84	vs. Florida, 03-08-24
	84	vs. Alabama, 03-05-94
5.	83	vs. Tennessee, 03-01-86

## INDIVIDUAL

1.	35	Jennifer Gillom vs. Tennessee, 03-01-86
2.	33	Marquesha Davis vs. Florida, 03-08-24
3.	31	Bianca Thomas vs. Arkansas, 03-05-09
4.	31	Tarsha Bethley vs. Georgia, 02-26-98
5.	30	Peggie Gillom vs. Georgia, 02-07-80
6.	29	Shakira Austin vs. Arkansas, 03-04-21

## MOST POINTS ALLOWED

## TEAM

1.	91	vs. LSU, 03-03-06
2.	87	vs. Georgia, 03-04-05
3.	86	vs. Alabama, 03-05-94
4.	85	vs. Tennessee, 02-10-80
5.	82	vs. Tennessee, 03-05-89

## FEWEST POINTS ALLOWED

## TEAM

1.	43	vs. Florida, 02-28-18
2.	45	vs. Alabama, 03-03-90
	45	vs. Mississippi State, 02-27-85
4.	49	vs. Mississippi State, 03-06-08
	49	vs. Alabama, 03-01-07

## FEWEST POINTS SCORED

## TEAM

1.	36	vs. LSU, 03-07-08
2.	46	vs. LSU, 03-02-07
3.	47	vs. Arkansas, 03-01-12
4.	48	vs. Florida, 02-28-18
5.	49	vs. LSU, 03-02-17

## WIDEST MARGIN OF VICTORY

## TEAM

1.	43	88-45 vs. Mississippi State, 03-27-85
2.	36	100-64 vs. Mississippi State, 03-04-94
3.	30	94-64 vs. Arkansas, 03-02-06
4.	29	78-49 vs. Alabama, 03-01-07
5.	26	71-45 vs. Alabama, 03-03-90

## WIDEST MARGIN OF DEFEAT

## TEAM

1.	44	36-80 vs. LSU, 03-07-08
2.	29	51-80, vs. South Carolina, 03-04-23
3.	26	50-76 vs. Auburn, 03-02-91
4.	25	54-79 vs. Vanderbilt, 03-07-93
5.	22	65-87 vs. Georgia, 03-04-05
	22	51-73 vs. Tennessee, 03-02-96
	22	60-82 vs. Tennessee, 03-05-89

## THREE-POINTERS MADE

## TEAM

1.	10	vs. Georgia, 03-02-01
	10	vs. South Carolina, 03-05-10
3.	9	vs. Auburn, 03-06-14
	9	vs. LSU, 03-03-06
	9	vs. South Carolina, 03-01-01
	9	vs. Auburn, 02-28-97

## INDIVIDUAL

1.	6	Bianca Thomas vs. Arkansas, 03-05-09
	6	Bianca Thomas vs. South Carolina, 03-05-10
	6	Kim Gilchrist vs. Mississippi State, 03-01-91
4.	5	Valencia McFarland vs. Auburn, 03-06-14
	5	Ashley Johnson vs. LSU, 03-03-06
	5	Christie Sides vs. Arkansas, 03-01-96
	5	Kim Bullard vs. Auburn, 03-06-88

## FREE THROWS MADE

## TEAM

1.	27	vs. Florida, 03-08-24
	27	vs. Georgia, 03-04-89
3.	26	vs. Alabama, 03-05-94
4.	23	vs. Georgia, 2-26-98
5.	22	vs. South Carolina, 03-01-01
	22	vs. Auburn, 03-05-83

## INDIVIDUAL

1.	11	Kennedy Todd-Williams, 03-08-24
	11	Armintie Price vs. Georgia, 03-04-05
	11	Tarsha Bethley vs. Georgia, 02-26-98
	11	Cynthia Autry vs. Georgia, 03-04-90
	11	Sandra Newborn vs. Auburn, 03-05-83
6.	10	Marquesha Davis vs. Florida, 03-08-24

## REBOUNDS

## TEAM

1.	61	vs. Mississippi State, 02-27-85
2.	55	vs. Alabama, 03-03-90
3.	52	vs. Mississippi State, 03-04-83
4.	50	vs. Alabama, 03-04-04
5.	48	vs. Arkansas, 03-04-21
	48	vs. LSU, 03-05-04
	48	vs. Tennessee, 03-03-85

## INDIVIDUAL

1.	17	Clara Jackson vs. South Carolina, 03-05-93
2.	15	Madison Scott vs. Florida, 03-08-24
3.	14	Justina Smith vs. LSU, 02-26-82
4.	13	Shakira Austin vs. Florida, 03-04-22
	13	Shakira Austin vs. Arkansas, 03-04-21
	13	Tywanna Inmon vs. Alabama, 03-04-04
	13	Susan Byrd vs. Auburn, 03-06-93
	13	Justina Smith vs. Tennessee, 02-10-80

## BLOCKED SHOTS

## TEAM

1.	11	vs. Florida, 03-04-22
2.	9	vs. Florida, 03-08-24
3.	8	vs. LSU, 02-26-82
4.	7	vs. Texas A&M, 03-03-23

## INDIVIDUAL

1.	6	Shakira Austin vs. Florida, 03-04-22
2.	5	Rita Igboekwe vs. South Carolina, 03-04-23
3.	4	Marquesha Davis vs. Florida, 03-08-24
	4	Shakira Austin vs. Tennessee, 03-05-21
	4	Bretta Hart vs. Vanderbilt, 03-02-16
	4	Eugenia Conner vs. LSU, 02-26-82

## ASSISTS

## TEAM

1.	28	vs. Georgia, 02-07-80
2.	26	vs. Mississippi State, 03-04-94
3.	23	vs. Auburn, 03-04-90
	23	vs. Kentucky, 02-09-80
5.	21	vs. Mississippi State, 02-27-85
	21	vs. LSU, 02-26-82

## INDIVIDUAL

1.	13	Carol Ross vs. Kentucky, 02-09-80
2.	11	Carol Ross vs. Georgia, 02-07-80
3.	10	Shantell Black vs. Auburn, 03-06-09
4.	10	Kim Bullard vs. Tennessee, 03-01-86
5.	9	Mimi Reid vs. Tennessee, 03-05-21
	9	Michelle Brown vs. Auburn, 03-04-90
	9	Dana Fortenberry vs. Auburn, 03-05-83
	9	Kayla Melson vs. South Carolina, 03-05-10

## STEALS

## TEAM

1.	25	vs. Alabama, 03-01-07
2.	19	vs. Mississippi State, 02-27-85
3.	17	vs. South Carolina, 03-03-05
4.	13	vs. Tennessee, 03-05-21
	13	vs. LSU, 03-02-07

## INDIVIDUAL

1.	8	Armintie Price vs. South Carolina, 03-03-05
2.	6	Jada Mincy vs. Alabama, 03-01-07
	6	Armintie Price vs. Alabama, 03-01-07
	6	Clara Jackson vs. South Carolina, 03-05-93
	6	Alisa Scott vs. Mississippi State, 2-27-85

**GAME 29 • SEC TOURNAMENT SECOND ROUND • MARCH 6**

## OVERALL STATS

Record	Overall	Home	Away	Neutral
ALL GAMES	19-9	11-4	7-3	1-2
CONFERENCE	10-6	4-4	6-2	0-0
NON-CONFERENCE	9-3	7-0	1-1	1-2

Team	1st	2nd	3rd	4th	OT	TOT
Ole Miss	474	529	603	517	0	2123
Opponents	381	391	417	415	0	1604

No.	Player				Total		3-Point		F-Throw		Rebounds													
		GP-GS	MIN	AVG	FG-FGA	FG%	3FG-3FGA	3FG%	FT-FTA	FT%	OFF	DEF	TOT	AVG	PF	DQ	A	TO	BLK	STL	PTS	AVG		
24	SCOTT, Madison	28-27	826:58	29.5	131-283	.463	4-16	.250	58-82	.707	39	107	146	5.2	67	2	106	47	26	28	324	11.6		
7	JACOBS, Starr	28-27	694:34	24.8	128-224	.571	0-0	.000	64-98	.653	98	82	180	6.4	60	1	28	58	10	54	320	11.4		
3	TODD-WILLIAMS, Kennedy	28-28	840:45	30.0	104-280	.371	26-93	.280	79-98	.806	50	90	140	5.0	49	0	82	48	25	39	313	11.2		
0	THIENOU, Sira	28-21	710:59	25.4	121-243	.498	24-68	.353	41-62	.661	60	73	133	4.8	71	1	59	39	8	75	307	11.0		
1	DEANS, Kirsten	28-11	567:07	20.3	79-212	.373	48-148	.324	49-56	.875	13	47	60	2.1	48	1	73	38	3	31	255	9.1		
2	SADLER, Tameiya	26-21	683:35	26.3	64-185	.346	29-91	.319	21-28	.750	13	42	55	2.1	56	1	79	39	4	49	178	6.8		
12	IWUALA, Christeen	28-3	419:51	15.0	74-128	.578	0-0	.000	36-69	.522	50	72	122	4.4	41	0	13	30	19	14	184	6.6		
33	RICHARDSON, Kharyssa	24-1	251:40	10.5	33-87	.379	4-15	.267	24-31	.774	9	28	37	1.5	37	0	7	25	9	4	94	3.9		
35	COLLINS, Rhema	13-0	80:59	6.2	13-28	.464	0-0	.000	14-22	.636	17	11	28	2.2	10	0	3	5	7	8	40	3.1		
20	THOMPSON, Ayanna	20-1	219:04	11.0	18-59	.305	8-39	.205	5-10	.500	6	17	23	1.2	9	0	13	9	2	14	49	2.5		
13	NOEL, Mariyah	18-0	147:06	8.2	15-41	.366	4-14	.286	3-3	1.000	9	8	17	0.9	10	0	9	14	10	4	37	2.1		
14	CARRERA, Heloisa	10-0	45:28	4.5	7-12	.583	0-0	.000	2-4	.500	9	3	12	1.2	4	0	5	6	1	3	16	1.6		
11	DJALÓ, Fatu	14-0	85:13	6.1	3-11	.273	0-2	.000	0-0	.000	1	4	5	0.4	4	0	4	7	0	5	6	0.4		
9	GBEMUOTOR, Jite	7-0	16:42	2.4	0-5	.000	0-0	.000	0-0	.000	4	3	7	1.0	1	0	2	1	1	1	0	0.0		
Team											69	55	124				13							
Total		28	5590		790-1798	.439	147-486	.302	396-563	.703	447	642	1089	38.9	467	6	483	379	125	329	2123	75.8		
Opponents		28	5600		589-1439	.409	111-359	.309	315-447	.705	257	617	874	31.2	494	9	319	599	110	177	1604	57.3		

	UM	OPP
<b>Scoring</b>	<b>2123</b>	<b>1604</b>
Points per game	75.8	57.3
Scoring margin	+18.5	-
<b>Field goals-att</b>	<b>790-1798</b>	<b>589-1439</b>
Field goal pct	.439	.409
<b>3 point fg-att</b>	<b>147-486</b>	<b>111-359</b>
3-point FG pct	.302	.309
3-pt FG made per game	5.3	4.0
<b>Free throws-att</b>	<b>396-563</b>	<b>315-447</b>
Free throw pct	.703	.705
F-Throws made per game	14.1	11.3
<b>Rebounds</b>	<b>1089</b>	<b>874</b>
Rebounds per game	38.9	31.2
Rebounding margin	+7.7	
<b>Assists</b>	<b>483</b>	<b>319</b>
Assists per game	17.3	11.4
<b>Turnovers</b>	<b>379</b>	<b>599</b>
Turnovers per game	13.5	21.4
Turnover margin	+7.9	-
Assist/turnover ratio	1.3	0.5
<b>Steals</b>	<b>329</b>	<b>177</b>
Steals per game	11.8	6.3
<b>Blocks</b>	<b>125</b>	<b>110</b>
Blocks per game	4.5	3.9
<b>Winning streak</b>	<b>1</b>	<b>-</b>
Home win streak	0	-
<b>Attendance</b>	<b>57026</b>	<b>54262</b>
Home games-Avg/Game	15-3802	10-5426
Neutral site-Avg/Game	-	3-1849

Date	Opponent		Score	Att.
11/04/2024	vs Southern California	L	66-68	3472
11/10/2024	Ark.-Pine Bluff	W	85-24	2879
11/14/2024	at Delaware St.	W	80-42	300
11/18/2024	Jackson St.	W	76-44	8653
11/25/2024	vs Boston College	W	92-55	567
11/27/2024	vs UConn	L	60-73	1507
11/30/2024	Alabama St.	W	89-24	2770
12/05/2024	at NC State	L	61-68	5500
12/08/2024	Tennessee St.	W	85-38	2625
12/15/2024	South Alabama	W	94-39	2602
12/21/2024	Mississippi Val.	W	78-44	2356
12/30/2024	Alcorn	W	93-41	2896
01/02/2025	at Auburn	W	85-58	2955
01/05/2025	at Texas A&M	L	58-60	3729
01/09/2025	Vanderbilt	W	87-59	3825
01/12/2025	Alabama	L	78-84	7844
01/16/2025	Florida	W	94-69	2884
01/19/2025	at Mississippi St.	W	71-63	6925
01/26/2025	Texas	L	58-61	4073
01/30/2025	at Georgia	W	63-58	2262
02/02/2025	at Vanderbilt	W	76-61	6021
02/06/2025	Oklahoma	L	56-66	2720
02/10/2025	Kentucky	W	66-57	2875
02/13/2025	at Arkansas	W	89-50	2625
02/16/2025	at Tennessee	L	71-80	12402
02/23/2025	Missouri	W	68-66	2960
02/27/2025	South Carolina	L	59-75	5064
03/02/2025	at LSU	W	85-77	11543

## OPPONENTS GAME BY GAME COMPARISON

				Total		3-Pointers		Free throws		Rebounds											
Opponent	Date	Score		FG-FGA	PCT	3FG-3FGA	PCT	FT-FTA	PCT	OFF	DEF	TOT	AVG	PF	A	TO	BLK	STL	PTS	AVG	
vs Southern California	11/04/2024	66-68	L	22-55	.400	1-11	.091	23-29	.793	15	34	49	49.0	15	12	27	10	9	68	68.0	
Ark.-Pine Bluff	11/10/2024	85-24	W	9-61	.148	2-22	.091	4-4	1.000	13	18	31	40.0	18	8	22	5	4	24	46.0	
at Delaware St.	11/14/2024	80-42	W	17-46	.370	6-10	.600	2-3	.667	8	18	26	35.3	11	7	23	1	4	42	44.7	
Jackson St.	11/18/2024	76-44	W	18-51	.353	2-6	.333	6-8	.750	13	20	33	34.8	21	9	29	1	5	44	44.5	
vs Boston College	11/25/2024	92-55	W	18-49	.367	2-7	.286	17-19	.895	8	16	24	32.6	19	9	20	4	7	55	46.6	
vs UConn	11/27/2024	60-73	L	31-53	.585	3-14	.214	8-11	.727	7	30	37	33.3	14	15	18	5	6	73	51.0	
Alabama St.	11/30/2024	89-24	W	8-42	.190	1-15	.067	7-9	.778	9	16	25	32.1	23	5	33	6	7	24	47.1	
at NC State	12/05/2024	61-68	L	25-54	.463	8-14	.571	10-20	.500	14	31	45	33.8	13	12	22	5	6	68	49.8	
Tennessee St.	12/08/2024	85-38	W	13-55	.236	3-19	.158	9-16	.563	14	20	34	33.8	22	2	22	2	4	38	48.4	
South Alabama	12/15/2024	94-39	W	13-41	.317	3-14	.214	10-18	.556	7	18	25	32.9	23	6	30	1	5	39	47.5	
Mississippi Val.	12/21/2024	78-44	W	16-47	.340	4-14	.286	8-11	.727	9	16	25	32.2	17	10	24	2	5	44	47.2	
Alcorn	12/30/2024	93-41	W	15-43	.349	4-6	.667	7-11	.636	6	11	17	30.9	21	9	19	1	2	41	46.7	
at Auburn	01/02/2025	85-58	W	19-39	.487	0-3	.000	20-26	.769	5	17	22	30.2	26	7	29	1	5	58	47.5	
at Texas A&M	01/05/2025	58-60	L	22-54	.407	4-16	.250	12-18	.667	12	25	37	30.7	17	7	17	5	6	60	48.4	
Vanderbilt	01/09/2025	87-59	W	23-53	.434	4-17	.235	9-14	.643	7	19	26	30.4	13	16	23	1	9	59	49.1	
Alabama	01/12/2025	78-84	L	28-50	.560	12-19	.632	16-27	.593	5	21	26	30.1	14	15	12	4	6	84	51.3	
Florida	01/16/2025	94-69	W	23-46	.500	7-13	.538	16-25	.640	9	18	27	29.9	21	18	29	4	6	69	52.4	
at Mississippi St.	01/19/2025	71-63	W	25-53	.472	6-16	.375	7-9	.778	11	24	35	30.2	14	10	23	3	8	63	52.9	
Texas	01/26/2025	58-61	L	22-56	.393	1-11	.091	16-22	.727	13	28	41	30.8	19	17	13	7	4	61	53.4	
at Georgia	01/30/2025	63-58	W	19-44	.432	4-7	.571	16-21	.762	2	20	22	30.4	24	10	16	3	9	58	53.6	
at Vanderbilt	02/02/2025	76-61	W	23-49	.469	2-9	.222	13-16	.813	7	16	23	30.0	15	8	18	2	9	61	54.0	
Oklahoma	02/06/2025	56-66	L	22-52	.423	7-14	.500	15-21	.714	10	32	42	30.5	19	17	26	4	10	66	54.5	
Kentucky	02/10/2025	66-57	W	25-56	.446	4-14	.286	3-4	.750	4	29	33	30.7	14	14	13	14	5	57	54.6	
at Arkansas	02/13/2025	89-50	W	21-64	.328	2-22	.091	6-9	.667	7	22	29	30.6	6	9	10	5	2	50	54.4	
at Tennessee	02/16/2025	71-80	L	32-61	.525	6-15	.400	10-15	.667	10	23	33	30.7	19	15	20	1	10	80	55.4	
Missouri	02/23/2025	68-66	W	25-48	.521	6-16	.375	10-16	.625	7	25	32	30.7	20	17	23	0	7	66	55.8	
South Carolina	02/27/2025	59-75	L	29-64	.453	3-6	.500	14-17	.824	15	26	41	31.1	9	20	15	8	10	75	56.6	
at LSU	03/02/2025	85-77	W	26-53	.491	4-9	.444	21-28	.750	10	24	34	31.2	27	15	23	5	7	77	57.3	
Total		1604		589-1439	.409	111-359	.309	315-447	.705	257	617	874	31.2	494	319	599	110	177	1604	57.3	
Ole Miss		2123		790-1798	.439	147-486	.302	396-563	.703	447	642	1089	38.9	467	483	379	125	329	2123	75.8	

## Opponents Averages

Games Played	Points/ game	FG Pct	3FG Pct	FT Pct	Rebounds/ game	Assists/ game	Turnovers/ game	Assist/Turnover ratio	Steals/ game	Blocks/ game
28	57.3	40.9	30.9	70.5	31.2	11.4	21.4	0.5	6.3	3.9

## OLE MISS GAME-BY-GAME

Opponent	Date	Score		Total		3-Pointers		Free throws		Rebounds										
				FG-FGA	PCT	3FG-3FGA	PCT	FT-FTA	PCT	OFF	DEF	TOT	AVG	PF	A	TO	BLK	STL	PTS	AVG
vs Southern California	11/04/2024	66-68	L	22-76	.289	7-24	.292	15-21	.714	20	23	43	43.0	26	15	16	3	15	66	66.0
Ark.-Pine Bluff	11/10/2024	85-24	W	30-69	.435	9-23	.391	16-19	.842	21	38	59	51.0	13	18	14	12	7	85	75.5
at Delaware St.	11/14/2024	80-42	W	33-68	.485	8-21	.381	6-13	.462	19	22	41	47.7	8	21	6	5	10	80	77.0
Jackson St.	11/18/2024	76-44	W	26-60	.433	4-14	.286	20-33	.606	19	21	40	45.8	12	19	17	7	20	76	76.8
vs Boston College	11/25/2024	92-55	W	38-74	.514	4-17	.235	12-20	.600	23	22	45	45.6	16	14	13	6	10	92	79.8
vs UConn	11/27/2024	60-73	L	22-68	.324	8-25	.320	8-12	.667	16	14	30	43.0	14	10	11	2	10	60	76.5
Alabama St.	11/30/2024	89-24	W	35-64	.547	4-19	.211	15-24	.625	18	25	43	43.0	13	26	15	10	20	89	78.3
at NC State	12/05/2024	61-68	L	23-63	.365	3-17	.176	12-18	.667	13	22	35	42.0	20	4	14	5	14	61	76.1
Tennessee St.	12/08/2024	85-38	W	29-63	.460	7-17	.412	20-27	.741	17	30	47	42.6	17	18	11	6	14	85	77.1
South Alabama	12/15/2024	94-39	W	34-63	.540	4-16	.250	22-28	.786	13	24	37	42.0	20	24	11	6	15	94	78.8
Mississippi Val.	12/21/2024	78-44	W	29-66	.439	5-20	.250	15-21	.714	24	22	46	42.4	12	21	17	7	9	78	78.7
Alcorn	12/30/2024	93-41	W	37-55	.673	3-11	.273	16-25	.640	9	24	33	41.6	12	28	5	5	11	93	79.9
at Auburn	01/02/2025	85-58	W	28-51	.549	7-15	.467	22-30	.733	8	16	24	40.2	26	15	18	3	18	85	80.3
at Texas A&M	01/05/2025	58-60	L	19-53	.358	4-12	.333	16-22	.727	12	20	32	39.6	14	8	14	1	9	58	78.7
Vanderbilt	01/09/2025	87-59	W	33-63	.524	9-22	.409	12-13	.923	11	25	36	39.4	17	26	18	3	6	87	79.3
Alabama	01/12/2025	78-84	L	29-68	.426	7-21	.333	13-14	.929	18	24	42	39.6	23	18	13	4	6	78	79.2
Florida	01/16/2025	94-69	W	35-66	.530	7-17	.412	17-19	.895	14	18	32	39.1	21	25	15	2	19	94	80.1
at Mississippi St.	01/19/2025	71-63	W	29-63	.460	2-13	.154	11-15	.733	12	17	29	38.6	12	18	14	2	16	71	79.6
Texas	01/26/2025	58-61	L	20-56	.357	4-14	.286	14-17	.824	8	23	31	38.2	22	11	9	3	8	58	78.4
at Georgia	01/30/2025	63-58	W	17-52	.327	6-19	.316	23-28	.821	15	25	40	38.3	16	16	15	0	4	63	77.7
at Vanderbilt	02/02/2025	76-61	W	32-59	.542	2-12	.167	10-14	.714	13	19	32	38.0	15	15	14	5	11	76	77.6
Oklahoma	02/06/2025	56-66	L	22-63	.349	0-12	.000	12-20	.600	14	22	36	37.9	21	17	22	4	15	56	76.6
Kentucky	02/10/2025	66-57	W	25-77	.325	2-14	.143	14-21	.667	27	27	54	38.6	9	14	9	3	9	66	76.1
at Arkansas	02/13/2025	89-50	W	37-75	.493	10-21	.476	5-9	.556	16	37	53	39.2	12	22	7	6	8	89	76.7
at Tennessee	02/16/2025	71-80	L	23-64	.359	8-19	.421	17-24	.708	17	23	40	39.2	18	13	19	0	11	71	76.4
Missouri	02/23/2025	68-66	W	28-62	.452	1-12	.083	11-22	.500	17	18	35	39.0	18	15	12	5	14	68	76.1
South Carolina	02/27/2025	59-75	L	25-67	.373	4-12	.333	5-8	.625	17	19	36	38.9	17	18	15	9	6	59	75.5
at LSU	03/02/2025	85-77	W	30-70	.429	8-27	.296	17-26	.654	16	22	38	38.9	23	14	15	1	14	85	75.8
<b>Total</b>		<b>2123</b>		<b>790-1798</b>	<b>.439</b>	<b>147-486</b>	<b>.302</b>	<b>396-563</b>	<b>.703</b>	<b>447</b>	<b>642</b>	<b>1089</b>	<b>38.9</b>	<b>467</b>	<b>483</b>	<b>379</b>	<b>125</b>	<b>329</b>	<b>2123</b>	<b>75.8</b>
Opponents		1604		589-1439	.409	111-359	.309	315-447	.705	257	617	874	31.2	494	319	599	110	177	1604	57.3

## Ole Miss Averages

Games Played	Points/game	FG Pct	3FG Pct	FT Pct	Rebounds/game	Assists/game	Turnovers/game	Assist/Turnover ratio	Steals/game	Blocks/game
28	75.8	43.9	30.2	70.3	38.9	17.3	13.5	1.3	11.8	4.5



# HOME STATS

### Game Records

Record	Overall	Home	Away	Neutral
ALL GAMES	11-4	11-4	0-0	0-0
CONFERENCE	4-4	4-4	0-0	0-0
NON-CONFERENCE	7-0	7-0	0-0	0-0

### Score by Periods

Team	1st	2nd	3rd	4th	OT	TOT
Ole Miss	281	289	324	272	0	1166
Opponents	201	197	187	206	0	791

### Team Box Score

No.	Player				Total		3-Point		F-Throw		Rebounds												
		GP-GS	MIN	AVG	FG-FGA	FG%	3FG-3FGA	3FG%	FT-FTA	FT%	OFF	DEF	TOT	AVG	PF	DQ	A	TO	BLK	STL	PTS	AVG	
0	THIENOU, Sira	15-12	390:29	26.0	83-146	.568	18-38	.474	25-38	.658	34	46	80	5.3	38	1	42	25	6	39	209	13.9	
7	JACOBS, Starr	15-15	353:09	23.5	65-118	.551	0-0	.000	42-62	.677	48	42	90	6.0	25	0	20	30	8	30	172	11.5	
3	TODD-WILLIAMS, Kennedy	15-15	434:47	29.0	52-143	.364	12-53	.226	45-54	.833	29	49	78	5.2	21	0	49	25	17	22	161	10.7	
24	SCOTT, Madison	15-15	430:21	28.7	66-135	.489	1-9	.111	26-34	.765	20	53	73	4.9	34	1	59	24	15	14	159	10.6	
12	IWUALA, Christeen	15-2	237:08	15.8	50-88	.568	0-0	.000	25-45	.556	31	44	75	5.0	24	0	4	10	15	8	125	8.3	
1	DEANS, Kirsten	15-3	274:39	18.3	31-87	.356	17-61	.279	13-17	.765	7	24	31	2.1	27	0	42	22	0	15	92	6.1	
2	SADLER, Tameiya	13-11	320:55	24.7	28-82	.341	10-35	.286	7-8	.875	3	15	18	1.4	29	1	49	13	3	21	73	5.6	
33	RICHARDSON, Kharyssa	14-1	161:52	11.6	23-57	.404	3-9	.333	23-29	.793	8	22	30	2.1	24	0	7	18	6	3	72	5.1	
35	COLLINS, Rhema	7-0	49:36	7.1	10-20	.500	0-0	.000	9-14	.643	10	8	18	2.6	6	0	1	5	5	7	29	4.1	
20	THOMPSON, Ayanna	11-1	139:48	12.7	12-38	.316	6-26	.231	3-5	.600	2	11	13	1.2	5	0	10	4	2	10	33	3.0	
13	NOEL, Mariyah	12-0	113:31	9.5	11-32	.344	3-11	.273	3-3	1.000	7	7	14	1.2	8	0	6	11	7	3	28	2.3	
14	CARRERA, Heloisa	7-0	30:57	4.4	5-9	.556	0-0	.000	1-2	.500	6	1	7	1.0	3	0	4	6	1	3	11	1.6	
11	DJALÓ, Fatu	9-0	53:16	5.9	1-4	.250	0-2	.000	0-0	.000	0	1	1	0.1	3	0	3	4	0	3	2	0.2	
9	GBEMUOTOR, Jite	5-0	09:33	1.9	0-3	.000	0-0	.000	0-0	.000	1	2	3	0.6	0	0	2	1	1	1	0	0.0	
Team											41	35	76					5					
Total		15	3000		437-962	.454	70-244	.287	222-311	.714	247	360	607	40.5	247	3	298	203	86	179	1166	77.7	
Opponents		15	3000		289-765	.378	63-206	.306	150-223	.673	141	317	458	30.5	274	4	183	333	60	89	791	52.7	

# AWAY STATS

### Game Records

Record	Overall	Home	Away	Neutral
ALL GAMES	7-3	0-0	7-3	0-0
CONFERENCE	6-2	0-0	6-2	0-0
NON-CONFERENCE	1-1	0-0	1-1	0-0

### Score by Periods

Team	1st	2nd	3rd	4th	OT	TOT
Ole Miss	149	199	207	184	0	739
Opponents	138	139	181	159	0	617

### Team Box Score

No.	Player				Total		3-Point		F-Throw		Rebounds													
		GP-GS	MIN	AVG	FG-FGA	FG%	3FG-3FGA	3FG%	FT-FTA	FT%	OFF	DEF	TOT	AVG	PF	DQ	A	TO	BLK	STL	PTS	AVG		
24	SCOTT, Madison	10-9	305:40	30.6	52-109	.477	1-2	.500	31-41	.756	15	43	58	5.8	26	1	36	21	8	9	136	13.6		
7	JACOBS, Starr	10-9	273:43	27.4	51-87	.586	0-0	.000	16-26	.615	35	33	68	6.8	25	1	8	19	2	17	118	11.8		
3	TODD-WILLIAMS, Kennedy	10-10	310:05	31.0	38-94	.404	10-29	.345	28-35	.800	17	31	48	4.8	22	0	25	19	7	15	114	11.4		
1	DEANS, Kirsten	10-5	210:10	21.0	32-82	.390	23-60	.383	25-28	.893	4	19	23	2.3	10	0	26	9	2	13	112	11.2		
2	SADLER, Tameiya	10-9	297:11	29.7	31-88	.352	17-50	.340	10-16	.625	8	24	32	3.2	20	0	24	22	0	23	89	8.9		
0	THIENOU, Sira	10-7	253:29	25.3	28-68	.412	4-20	.200	14-22	.636	15	22	37	3.7	28	0	13	12	2	29	74	7.4		
12	IWUALA, Christeen	10-1	134:28	13.4	18-29	.621	0-0	.000	10-22	.455	13	20	33	3.3	14	0	8	15	1	3	46	4.6		
33	RICHARDSON, Kharyssa	8-0	79:32	9.9	10-27	.370	1-5	.200	1-2	.500	1	6	7	0.9	9	0	0	4	2	1	22	2.8		
14	CARRERA, Heloisa	2-0	13:10	6.6	2-3	.667	0-0	.000	1-2	.500	3	2	5	2.5	1	0	1	0	0	0	5	2.5		
13	NOEL, Mariyah	4-0	30:14	7.6	4-9	.444	1-3	.333	0-0	.000	2	1	3	0.8	1	0	3	3	3	1	9	2.3		
35	COLLINS, Rhema	3-0	17:00	5.7	1-4	.250	0-0	.000	2-2	1.000	3	1	4	1.3	3	0	0	0	1	0	4	1.3		
20	THOMPSON, Ayanna	6-0	39:39	6.6	2-10	.200	1-7	.143	1-3	.333	3	6	9	1.5	3	0	1	4	0	3	6	1.0		
11	DJALÓ, Fatu	4-0	29:51	7.5	2-6	.333	0-0	.000	0-0	.000	1	3	4	1.0	1	0	1	2	0	1	4	1.0		
9	GBEMUOTOR, Jite	1-0	05:48	5.8	0-2	.000	0-0	.000	0-0	.000	2	1	3	3.0	1	0	0	0	0	0	0	0.0		
Team											19	11	30					6						
Total		10	2000		271-618	.439	58-176	.330	139-199	.698	141	223	364	36.4	164	2	146	136	28	115	739	73.9		
Opponents		10	2000		229-517	.443	42-121	.347	117-165	.709	86	220	306	30.6	172	5	100	201	31	66	617	61.7		

## NEUTRAL SITE STATS

## Game Records

Record	Overall	Home	Away	Neutral
ALL GAMES	1-2	0-0	0-0	1-2
CONFERENCE	0-0	0-0	0-0	0-0
NON-CONFERENCE	1-2	0-0	0-0	1-2

## Score by Periods

Team	1st	2nd	3rd	4th	OT	TOT
Ole Miss	44	41	72	61	0	218
Opponents	42	55	49	50	0	196

## Team Box Score

No.	Player				Total		3-Point		F-Throw		Rebounds													
		GP-GS	MIN	AVG	FG-FGA	FG%	3FG-3FGA	3FG%	FT-FTA	FT%	OFF	DEF	TOT	AVG	PF	DQ	A	TO	BLK	STL	PTS	AVG		
1	DEANS, Kirsten	3-3	82:19	27.4	16-43	.372	8-27	.296	11-11	1.000	2	4	6	2.0	11	1	5	7	1	3	51	17.0		
3	TODD-WILLIAMS, Kennedy	3-3	95:53	32.0	14-43	.326	4-11	.364	6-9	.667	4	10	14	4.7	6	0	8	4	1	2	38	12.7		
7	JACOBS, Starr	3-3	67:42	22.6	12-19	.632	0-0	.000	6-10	.600	15	7	22	7.3	10	0	0	9	0	7	30	10.0		
24	SCOTT, Madison	3-3	90:57	30.3	13-39	.333	2-5	.400	1-7	.143	4	11	15	5.0	7	0	11	2	3	5	29	9.7		
0	THIENOU, Sira	3-2	67:01	22.3	10-29	.345	2-10	.200	2-2	1.000	11	5	16	5.3	5	0	4	2	0	7	24	8.0		
2	SADLER, Tameiya	3-1	65:29	21.8	5-15	.333	2-6	.333	4-4	1.000	2	3	5	1.7	7	0	6	4	1	5	16	5.3		
12	IWUALA, Christeen	3-0	48:15	16.1	6-11	.545	0-0	.000	1-2	.500	6	8	14	4.7	3	0	1	5	3	3	13	4.3		
20	THOMPSON, Ayanna	3-0	39:37	13.2	4-11	.364	1-6	.167	1-2	.500	1	0	1	0.3	1	0	2	1	0	1	10	3.3		
35	COLLINS, Rhema	3-0	14:22	4.8	2-4	.500	0-0	.000	3-6	.500	4	2	6	2.0	1	0	2	0	1	1	7	2.3		
33	RICHARDSON, Kharyssa	2-0	10:17	5.1	0-3	.000	0-1	.000	0-0	.000	0	0	0	0.0	4	0	0	3	1	0	0	0.0		
13	NOEL, Mariyah	2-0	03:21	1.7	0-0	.000	0-0	.000	0-0	.000	0	0	0	0.0	1	0	0	0	0	0	0	0.0		
9	GBEMUOTOR, Jite	1-0	01:21	1.4	0-0	.000	0-0	.000	0-0	.000	1	0	1	1.0	0	0	0	0	0	0	0	0.0		
11	DJALÓ, Fatu	1-0	02:06	2.1	0-1	.000	0-0	.000	0-0	.000	0	0	0	0.0	0	0	0	1	0	1	0	0.0		
14	CARRERA, Heloisa	1-0	01:21	1.4	0-0	.000	0-0	.000	0-0	.000	0	0	0	0.0	0	0	0	0	0	0	0	0.0		
Team											9	9	18				2							
Total		3	590		82-218	.376	19-66	.288	35-53	.660	59	59	118	39.3	56	1	39	40	11	35	218	72.7		
Opponents		3	600		71-157	.452	6-32	.188	48-59	.814	30	80	110	36.7	48	0	36	65	19	22	196	65.3		

## IN WINS

## Game Records

Record	Overall	Home	Away	Neutral
ALL GAMES	19-0	11-0	7-0	1-0
CONFERENCE	10-0	4-0	6-0	0-0
NON-CONFERENCE	9-0	7-0	1-0	1-0

### Score by Periods

Team	1st	2nd	3rd	4th	OT	TOT
Ole Miss	354	394	444	364	0	1556
Opponents	228	247	257	237	0	969

### Team Box Score

No.	Player				Total		3-Point		F-Throw		Rebounds											
		GP-GS	MIN	AVG	FG-FGA	FG%	3FG-3FGA	3FG%	FT-FTA	FT%	OFF	DEF	TOT	AVG	PF	DQ	A	TO	BLK	STL	PTS	AVG
7	JACOBS, Starr	19-18	438:12	23.1	99-154	.643	0-0	.000	40-66	.606	66	54	120	6.3	37	1	21	36	4	36	238	12.5
0	THIENOU, Sira	19-16	481:32	25.3	92-170	.541	21-48	.438	28-44	.636	44	53	97	5.1	42	0	46	19	8	57	233	12.3
3	TODD-WILLIAMS, Kennedy	19-19	537:48	28.3	75-185	.405	19-65	.292	61-73	.836	36	65	101	5.3	30	0	67	27	20	25	230	12.1
24	SCOTT, Madison	19-18	518:51	27.3	91-168	.542	2-6	.333	36-50	.720	28	71	99	5.2	38	1	73	32	19	19	220	11.6
1	DEANS, Kirsten	19-7	361:03	19.0	48-123	.390	27-88	.307	33-38	.868	9	34	43	2.3	25	0	55	23	2	21	156	8.2
12	IWUALA, Christeen	19-2	276:05	14.5	56-89	.629	0-0	.000	24-49	.490	34	46	80	4.2	26	0	10	20	12	6	136	7.2
2	SADLER, Tameiya	17-13	435:20	25.6	40-115	.348	18-59	.305	15-18	.833	4	29	33	1.9	32	0	59	26	2	35	113	6.6
33	RICHARDSON, Kharyssa	17-1	205:51	12.1	30-70	.429	3-11	.273	23-30	.767	9	24	33	1.9	28	0	5	18	7	3	86	5.1
20	THOMPSON, Ayanna	14-1	186:19	13.3	18-57	.316	8-37	.216	5-10	.500	4	15	19	1.4	7	0	12	7	2	13	49	3.5
35	COLLINS, Rhema	11-0	76:42	7.0	12-26	.462	0-0	.000	14-22	.636	16	11	27	2.5	10	0	3	5	7	8	38	3.5
13	NOEL, Mariyah	15-0	130:18	8.7	15-37	.405	4-14	.286	3-3	1.000	7	6	13	0.9	9	0	7	10	9	3	37	2.5
14	CARRERA, Heloisa	9-0	43:28	4.8	6-11	.545	0-0	.000	2-4	.500	8	3	11	1.2	3	0	5	6	1	3	14	1.6
11	DJALÓ, Fatu	13-0	81:49	6.3	3-10	.300	0-2	.000	0-0	.000	1	3	4	0.3	4	0	4	7	0	5	6	0.5
9	GBEMUOTOR, Jite	7-0	16:42	2.4	0-5	.000	0-0	.000	0-0	.000	4	3	7	1.0	1	0	2	1	1	1	0	0.0
Team											42	35	77					9				
Total		19	3790		585-1220	.480	102-330	.309	284-407	.698	312	452	764	40.2	292	2	369	246	94	235	1556	81.9
Opponents		19	3800		356-940	.379	66-239	.276	191-267	.715	156	367	523	27.5	355	8	189	429	61	110	969	51.0

## IN LOSSES

### Game Records

Record	Overall	Home	Away	Neutral
ALL GAMES	0-9	0-4	0-3	0-2
CONFERENCE	0-6	0-4	0-2	0-0
NON-CONFERENCE	0-3	0-0	0-1	0-2

### Score by Periods

Team	1st	2nd	3rd	4th	OT	TOT
Ole Miss	120	135	159	153	0	567
Opponents	153	144	160	178	0	635

### Team Box Score

No.	Player				Total		3-Point		F-Throw		Rebounds												
		GP-GS	MIN	AVG	FG-FGA	FG%	3FG-3FGA	3FG%	FT-FTA	FT%	OFF	DEF	TOT	AVG	PF	DQ	A	TO	BLK	STL	PTS	AVG	
24	SCOTT, Madison	9-9	308:06	34.2	40-115	.348	2-10	.200	22-32	.688	11	36	47	5.2	29	1	33	15	7	9	104	11.6	
1	DEANS, Kirsten	9-4	206:05	22.9	31-89	.348	21-60	.350	16-18	.889	4	13	17	1.9	23	1	18	15	1	10	99	11.0	
3	TODD-WILLIAMS, Kennedy	9-9	302:57	33.7	29-95	.305	7-28	.250	18-25	.720	14	25	39	4.3	19	0	15	21	5	14	83	9.2	
7	JACOBS, Starr	9-9	256:22	28.5	29-70	.414	0-0	.000	24-32	.750	32	28	60	6.7	23	0	7	22	6	18	82	9.1	
0	THIENOU, Sira	9-5	229:27	25.5	29-73	.397	3-20	.150	13-18	.722	16	20	36	4.0	29	1	13	20	0	18	74	8.2	
2	SADLER, Tameiya	9-8	248:15	27.6	24-70	.343	11-32	.344	6-10	.600	9	13	22	2.4	24	1	20	13	2	14	65	7.2	
12	IWUALA, Christeen	9-1	143:46	16.0	18-39	.462	0-0	.000	12-20	.600	16	26	42	4.7	15	0	3	10	7	8	48	5.3	
14	CARRERA, Heloisa	1-0	02:00	2.0	1-1	1.000	0-0	.000	0-0	.000	1	0	1	1.0	1	0	0	0	0	0	2	2.0	
33	RICHARDSON, Kharyssa	7-0	45:49	6.5	3-17	.176	1-4	.250	1-1	1.000	0	4	4	0.6	9	0	2	7	2	1	8	1.1	
35	COLLINS, Rhema	2-0	04:17	2.1	1-2	.500	0-0	.000	0-0	.000	1	0	1	0.5	0	0	0	0	0	0	2	1.0	
20	THOMPSON, Ayanna	6-0	32:44	5.5	0-2	.000	0-2	.000	0-0	.000	2	2	4	0.7	2	0	1	2	0	1	0	0.0	
13	NOEL, Mariyah	3-0	16:48	5.6	0-4	.000	0-0	.000	0-0	.000	2	2	4	1.3	1	0	2	4	1	1	0	0.0	
11	DJALÓ, Fatu	1-0	03:24	3.4	0-1	.000	0-0	.000	0-0	.000	0	1	1	1.0	0	0	0	0	0	0	0	0.0	
Team											27	20	47					4					
Total		9	1800		205-578	.355	45-156	.288	112-156	.718	135	190	325	36.1	175	4	114	133	31	94	567	63.0	
Opponents		9	1800		233-499	.467	45-120	.375	124-180	.689	101	250	351	39.0	139	1	130	170	49	67	635	70.6	

## CONFERENCE

## Game Records

Record	Overall	Home	Away	Neutral
ALL GAMES	10-6	4-4	6-2	0-0
CONFERENCE	10-6	4-4	6-2	0-0
NON-CONFERENCE	0-0	0-0	0-0	0-0

## Score by Periods

Team	1st	2nd	3rd	4th	OT	TOT
Ole Miss	264	294	337	269	0	1164
Opponents	249	232	274	289	0	1044

## Team Box Score

Team Box Score		Team Statistics																				
		Team			Total		3-Point		F-Throw		Rebounds				Other Stats							
No.	Player	GP-GS	MIN	AVG	FG-FGA	FG%	3FG-3FGA	3FG%	FT-FTA	FT%	OFF	DEF	TOT	AVG	PF	DQ	A	TO	BLK	STL	PTS	AVG
7	JACOBS, Starr	16-15	438:15	27.4	78-145	.538	0-0	.000	39-59	.661	58	46	104	6.5	43	1	16	38	5	31	195	12.2
24	SCOTT, Madison	16-15	512:43	32.0	75-169	.444	1-8	.125	42-49	.857	16	67	83	5.2	44	2	60	29	11	12	193	12.1
3	TODD-WILLIAMS, Kennedy	16-16	507:47	31.7	58-145	.400	14-47	.298	48-58	.828	28	45	73	4.6	30	0	49	33	12	23	178	11.1
0	THIENOU, Sira	16-13	442:36	27.7	67-146	.459	11-41	.268	15-28	.536	30	39	69	4.3	48	1	34	32	4	47	160	10.0
1	DEANS, Kirsten	16-4	312:21	19.5	44-117	.376	31-85	.365	30-35	.857	5	24	29	1.8	28	0	32	16	0	17	149	9.3
2	SADLER, Tameiya	16-14	439:07	27.4	39-123	.317	21-64	.328	13-18	.722	8	31	39	2.4	34	1	52	26	3	30	112	7.0
12	IWUALA, Christeen	16-3	256:19	16.0	41-77	.532	0-0	.000	20-37	.541	26	44	70	4.4	26	0	10	19	7	8	102	6.4
33	RICHARDSON, Kharyssa	13-0	120:03	9.2	18-43	.419	2-6	.333	7-8	.875	3	9	12	0.9	19	0	3	9	4	1	45	3.5
14	CARRERA, Heloisa	3-0	13:17	4.4	2-4	.500	0-0	.000	2-4	.500	5	2	7	2.3	2	0	1	1	0	1	6	2.0
35	COLLINS, Rhema	4-0	19:03	4.8	2-7	.286	0-0	.000	2-3	.667	5	2	7	1.8	3	0	0	1	1	0	6	1.5
13	NOEL, Mariyah	8-0	61:49	7.7	4-13	.308	1-4	.250	0-0	.000	3	4	7	0.9	3	0	6	8	4	2	9	1.1
11	DJALÓ, Fatu	5-0	27:43	5.5	2-5	.400	0-0	.000	0-0	.000	1	3	4	0.8	1	0	1	2	0	1	4	0.8
20	THOMPSON, Ayanna	9-0	42:11	4.7	2-11	.182	0-7	.000	1-3	.333	3	7	10	1.1	2	0	1	6	0	1	5	0.6
9	GBEMUOTOR, Jite	2-0	06:46	3.4	0-4	.000	0-0	.000	0-0	.000	2	1	3	1.5	1	0	0	0	0	0	0	0.0
Team											42	31	73					9				
Total		16	3200		432-1009	.428	81-262	.309	219-302	.725	235	355	590	36.9	284	5	265	229	51	174	1164	72.8
Opponents		16	3200		384-842	.456	72-207	.348	204-288	.708	134	369	503	31.4	277	7	215	310	67	113	1044	65.3

## NON-CONFERENCE

## Game Records

Record	Overall	Home	Away	Neutral
ALL GAMES	9-3	7-0	1-1	1-2
CONFERENCE	0-0	0-0	0-0	0-0
NON-CONFERENCE	9-3	7-0	1-1	1-2

## Score by Periods

Team	1st	2nd	3rd	4th	OT	TOT
Ole Miss	210	235	266	248	0	959
Opponents	132	159	143	126	0	560

## Team Box Score

Team Box Score		Team Statistics																				
		Team			Total		3-Point		F-Throw		Rebounds				Other Stats							
No.	Player	GP-GS	MIN	AVG	FG-FGA	FG%	3FG-3FGA	3FG%	FT-FTA	FT%	OFF	DEF	TOT	AVG	PF	DQ	A	TO	BLK	STL	PTS	AVG
0	THIENOU, Sira	12-8	268:23	22.4	54-97	.557	13-27	.481	26-34	.765	30	34	64	5.3	23	0	25	7	4	28	147	12.3
3	TODD-WILLIAMS, Kennedy	12-12	332:58	27.7	46-135	.341	12-46	.261	31-40	.775	22	45	67	5.6	19	0	33	15	13	16	135	11.3
24	SCOTT, Madison	12-12	314:14	26.2	56-114	.491	3-8	.375	16-33	.485	23	40	63	5.3	23	0	46	18	15	16	131	10.9
7	JACOBS, Starr	12-12	256:18	21.4	50-79	.633	0-0	.000	25-39	.641	40	36	76	6.3	17	0	12	20	5	23	125	10.4
1	DEANS, Kirsten	12-7	254:47	21.2	35-95	.368	17-63	.270	19-21	.905	8	23	31	2.6	20	1	41	22	3	14	106	8.8
12	IWUALA, Christeen	12-0	163:32	13.6	33-51	.647	0-0	.000	16-32	.500	24	28	52	4.3	15	0	3	11	12	6	82	6.8
2	SADLER, Tameiya	10-7	244:28	24.4	25-62	.403	8-27	.296	8-10	.800	5	11	16	1.6	22	0	27	13	1	19	66	6.6
33	RICHARDSON, Kharyssa	11-1	131:37	12.0	15-44	.341	2-9	.222	17-23	.739	6	19	25	2.3	18	0	4	16	5	3	49	4.5
20	THOMPSON, Ayanna	11-1	176:53	16.1	16-48	.333	8-32	.250	4-7	.571	3	10	13	1.2	7	0	12	3	2	13	44	4.0
35	COLLINS, Rhema	9-0	61:55	6.9	11-21	.524	0-0	.000	12-19	.632	12	9	21	2.3	7	0	3	4	6	8	34	3.8
13	NOEL, Mariyah	10-0	85:17	8.5	11-28	.393	3-10	.300	3-3	1.000	6	4	10	1.0	7	0	3	6	6	2	28	2.8
14	CARRERA, Heloisa	7-0	32:11	4.6	5-8	.625	0-0	.000	0-0	.000	4	1	5	0.7	2	0	4	5	1	2	10	1.4
11	DJALÓ, Fatu	9-0	57:30	6.4	1-6	.167	0-2	.000	0-0	.000	0	1	1	0.1	3	0	3	5	0	4	2	0.2
9	GBEMUOTOR, Jite	5-0	09:57	2.0	0-1	.000	0-0	.000	0-0	.000	2	2	4	0.8	0	0	2	1	1	1	0	0.0
Team											27	24	51					4				
Total		12	2390		358-789	.454	66-224	.295	177-261	.678	212	287	499	41.6	183	1	218	150	74	155	959	79.9
Opponents		12	2400		205-597	.343	39-152	.257	111-159	.698	123	248	371	30.9	217	2	104	289	43	64	560	46.7

## SEASON/CAREER STATS

## Summary

Summary		Season Statistics										Career Statistics									
Player	GP-GS	MIN/G	FG%	3FG%	FT%	R/G	A/G	STL	BLK	PTS/G	GP-GS	MIN/G	FG%	3FG%	FT%	R/G	A/G	STL	BLK	PTS/G	
CARRERA, Heloisa	10-0	4.5	.583	.000	.500	1.2	0.5	3	1	1.6	10-0	4.5	.583	.000	.500	1.2	0.5	3	1	1.6	
COLLINS, Rhema	13-0	6.2	.464	.000	.636	2.2	0.2	8	7	3.1	24-0	5.7	.405	1.000	.645	1.8	0.3	9	9	2.1	
DEANS, Kirsten	28-11	20.3	.373	.324	.875	2.1	2.6	31	3	9.1	142-92	25.9	.395	.353	.829	3.2	3.1	189	17	11.1	
DJALÓ, Fatu	14-0	6.1	.273	.000	.000	0.4	0.3	5	0	0.4	14-0	6.1	.273	.000	.000	0.4	0.3	5	0	0.4	
GBEMUOTOR, Jite	7-0	2.4	.000	.000	.000	1.0	0.3	1	1	0.0	7-0	2.4	.000	.000	.000	1.0	0.3	1	1	0.0	
IWUALA, Christeen	28-3	15.0	.578	.000	.522	4.4	0.5	14	19	6.6	96-5	12.8	.515	.000	.550	3.6	0.6	41	33	4.3	
JACOBS, Starr	28-27	24.8	.571	.000	.653	6.4	1.0	54	10	11.4	87-85	29.9	.531	.000	.674	7.3	2.0	211	42	16.9	
NOEL, Mariyah	18-0	8.2	.366	.286	1.000	0.9	0.5	4	10	2.1	38-0	7.9	.386	.273	.692	1.0	0.5	8	14	1.8	
RICHARDSON, Kharyssa	24-1	10.5	.379	.267	.774	1.5	0.3	4	9	3.9	85-34	16.1	.425	.308	.742	3.2	0.3	47	49	5.7	
SADLER, Tameiya	26-21	26.3	.346	.319	.750	2.1	3.0	49	4	6.8	138-57	20.8	.382	.328	.734	2.4	1.9	211	30	6.2	
SCOTT, Madison	28-27	29.5	.463	.250	.707	5.2	3.8	28	26	11.6	150-144	28.3	.494	.222	.681	6.8	2.4	154	129	11.1	
THIENOU, Sira	28-21	25.4	.498	.353	.661	4.8	2.1	75	8	11.0	28-21	25.4	.498	.353	.661	4.8	2.1	75	8	11.0	
THOMPSON, Ayanna	20-1	11.0	.305	.205	.500	1.2	0.7	14	2	2.5	79-2	10.7	.327	.267	.724	1.2	0.4	28	6	2.3	
TODD-WILLIAMS, Kennedy	28-28	30.0	.371	.280	.806	5.0	2.9	39	25	11.2	150-123	28.5	.391	.298	.772	5.2	2.1	189	76	10.6	

## Scoring

Scoring		Season Statistics								Career Statistics							
Player	FG-FGA	FG%	3FG-3FGA	3FG%	FT-FTA	FT%	PTS	PTS/G	FG-FGA	FG%	3FG-3FGA	3FG%	FT-FTA	FT%	PTS	PTS/G	
CARRERA, Heloisa	7-12	.583	0-0	.000	2-4	.500	16	1.6	7-12	.583	0-0	.000	2-4	.500	16	1.6	
COLLINS, Rhema	13-28	.464	0-0	.000	14-22	.636	40	3.1	15-37	.405	1-1	1.000	20-31	.645	51	2.1	
DEANS, Kirsten	79-212	.373	48-148	.324	49-56	.875	255	9.1	509-1289	.395	219-620	.353	340-410	.829	1577	11.1	
DJALÓ, Fatu	3-11	.273	0-2	.000	0-0	.000	6	0.4	3-11	.273	0-2	.000	0-0	.000	6	0.4	
GBEMUOTOR, Jite	0-5	.000	0-0	.000	0-0	.000	0	0.0	0-5	.000	0-0	.000	0-0	.000	0	0.0	
IWUALA, Christeen	74-128	.578	0-0	.000	36-69	.522	184	6.6	168-326	.515	0-0	.000	72-131	.550	408	4.3	
JACOBS, Starr	128-224	.571	0-0	.000	64-98	.653	320	11.4	561-1057	.531	0-2	.000	349-518	.674	1471	16.9	
NOEL, Mariyah	15-41	.366	4-14	.286	3-3	1.000	37	2.1	27-70	.386	6-22	.273	9-13	.692	69	1.8	
RICHARDSON, Kharyssa	33-87	.379	4-15	.267	24-31	.774	94	3.9	182-428	.425	12-39	.308	112-151	.742	488	5.7	
SADLER, Tameiya	64-185	.346	29-91	.319	21-28	.750	178	6.8	317-829	.382	83-253	.328	135-184	.734	852	6.2	
SCOTT, Madison	131-283	.463	4-16	.250	58-82	.707	324	11.6	631-1278	.494	6-27	.222	393-577	.681	1661	11.1	
THIENOU, Sira	121-243	.498	24-68	.353	41-62	.661	307	11.0	121-243	.498	24-68	.353	41-62	.661	307	11.0	
THOMPSON, Ayanna	18-59	.305	8-39	.205	5-10	.500	49	2.5	65-199	.327	27-101	.267	21-29	.724	178	2.3	
TODD-WILLIAMS, Kennedy	104-280	.371	26-93	.280	79-98	.806	313	11.2	550-1408	.391	136-457	.298	353-457	.772	1589	10.6	

**Totals**

Totals		Season Statistics							Career Statistics							
Player	O-REB	D-REB	TOTAL	PF	FO	A	TO	A/TO	O-REB	D-REB	TOTAL	PF	FO	A	TO	A/TO
CARRERA, Heloisa	9	3	12	4	0	5	6	0.8	9	3	12	4	0	5	6	0.8
COLLINS, Rhema	17	11	28	10	0	3	5	0.6	24	20	44	17	0	6	9	0.7
DEANS, Kirsten	13	47	60	48	1	73	38	1.9	80	372	452	347	7	438	338	1.3
DJALÓ, Fatu	1	4	5	4	0	4	7	0.6	1	4	5	4	0	4	7	0.6
GBEMUOTOR, Jite	4	3	7	1	0	2	1	2.0	4	3	7	1	0	2	1	2.0
IWUALA, Christeen	50	72	122	41	0	13	30	0.4	147	194	341	157	2	53	98	0.5
JACOBS, Starr	98	82	180	60	1	28	58	0.5	250	389	639	210	4	171	246	0.7
NOEL, Mariyah	9	8	17	10	0	9	14	0.6	17	21	38	24	1	18	26	0.7
RICHARDSON, Kharyssa	9	28	37	37	0	7	25	0.3	89	180	269	159	0	29	112	0.3
SADLER, Tameiya	13	42	55	56	1	79	39	2.0	94	241	335	228	1	261	180	1.5
SCOTT, Madison	39	107	146	67	2	106	47	2.3	348	668	1016	353	6	358	295	1.2
THIENOU, Sira	60	73	133	71	1	59	39	1.5	60	73	133	71	1	59	39	1.5
THOMPSON, Ayanna	6	17	23	9	0	13	9	1.4	36	55	91	89	0	32	53	0.6
TODD-WILLIAMS, Kennedy	50	90	140	49	0	82	48	1.7	264	517	781	309	3	316	279	1.1

## THE LAST TIME

### AN OLE MISS TEAM...

Scored 100+ points at home . . . . . 104, vs. Alcorn State (Dec. 8, 2020)  
 Scored 100+ points on the road . . . . . 110, vs. Delaware State (Nov. 18, 2017, Neutral)  
 Scored 100+ points and lost . . . . . Never Happened  
 Scored 110+ points . . . . . 110, vs. Delaware State (Nov. 18, 2017, Neutral)  
 Won an overtime game . . . . . 75-71 (OT) vs. Mississippi State (Feb. 18, 2024)  
 Lost an overtime game . . . . . 77-76, at Auburn (Jan. 22, 2023)  
 Won a double overtime game . . . . . 78-75, vs. Florida (Jan. 7, 2018)  
 Lost a double overtime game . . . . . 64-57, at Hawai'i (Nov. 27, 2010)  
 Played a triple overtime game . . . . . W, 102-101 (3OT) at LSU (Feb. 7, 2010)  
 Played a four-overtime game . . . . . L, 81-86 vs. Arkansas State (Dec. 7, 2001)  
 Won an NCAA Tournament game . . . . . 67-55 vs. #10 Marquette (Mar. 23, 2024)  
 Won a WNIT game . . . . . 60-50, vs. UNI (Mar. 26, 2021)  
 Won an SEC Tournament game . . . . . 84-74, vs. Florida (March 8, 2024)  
 Made 40+ field goals . . . . . 40, vs. Alcorn State (Dec. 8, 2020)  
 Made 50+ field goals . . . . . 51, vs. Missouri-St. Louis (Jan. 10, 1983)  
**Made 10+ three-point field goals . . . . . 10, at Arkansas (Feb. 13, 2025)**  
**Had 20+ rebound margin . . . . . 24, at Arkansas (Feb. 13, 2025)**  
**Had 25+ rebound margin . . . . . 28, vs. Arkansas-Pine Bluff (Nov. 10, 2024)**  
**Had 30+ rebound margin . . . . . 30, vs. Arkansas (March 3, 2024)**  
**Had 50+ rebounds . . . . . 53, at Arkansas (Feb. 13, 2025)**  
**Had 60+ rebounds . . . . . 62, vs. Savannah State (Dec. 8, 2018)**  
**Had 70+ rebounds . . . . . 70, vs. Mississippi University for Women (Jan. 26, 1979)**  
 Had three players with 10+ rebounds  
 . . . . . Robertson (10), Lewis (10), Thomas (10) at Sam Houston State (Nov. 17, 2009)  
**Attempted 30+ free throws . . . . . 30, at Auburn (Jan. 2, 2025)**  
 Attempted 35+ free throws . . . . . 38, vs. Florida (March 8, 2024)  
 Attempted 40+ free throws . . . . . 42, vs. Jackson State (Dec. 15, 2020)  
 Attempted 45+ free throws . . . . . 46, at Rice (Nov. 17, 2006)  
 Attempted 50+ free throws . . . . . 50, vs. Mississippi University for Women (Jan. 24, 1976)  
 Made 25+ free throws . . . . . 27, vs. Florida (March 8, 2024)  
 Made 30+ free throws . . . . . 34, at UAB (Nov. 12, 2006)  
 Made 35+ free throws . . . . . 36, vs. Mississippi University for Women (Jan. 24, 1976)  
**Had 25+ assists . . . . . 25, vs. Florida (Jan. 16, 2025)**  
 Had 30+ assists . . . . . 31, vs. Winston-Salem State (Dec. 20, 2009)  
 Had 35+ assists . . . . . 35, vs. Mississippi State (Feb. 16, 1985)  
 Had 25+ turnovers . . . . . 25, at Florida (Feb. 15, 2024)  
 Had 35+ turnovers . . . . . 36, at No. 6 Kentucky (Feb. 2, 2012)  
**Forced 25+ turnovers . . . . . 26, vs. #15 Oklahoma (Feb. 6, 2025)**  
**Forced 30+ turnovers . . . . . 30, vs. South Alabama (Dec. 15, 2024)**  
 Forced 35+ turnovers . . . . . 40, vs. Mississippi Valley State (Dec. 28, 2016)  
 Forced 45+ turnovers . . . . . 46, vs. Mississippi Valley State (Nov. 16, 2014)  
**Had 15+ steals . . . . . 15, vs. #15 Oklahoma (Feb. 6, 2025)**  
**Had 20+ steals . . . . . 20, vs. Alabama State (Nov. 30, 2024)**  
 Had 25+ steals . . . . . 25, vs. Alabama (Mar. 1, 2007)  
**Blocked 5+ shots . . . . . 9, vs. #6 South Carolina (Feb. 27, 2025)**  
**Blocked 10+ shots . . . . . 10, vs. Alabama State (Nov. 30, 2024)**  
 Scored 50 points or less . . . . . 50, vs. Belmont (Nov. 11, 2021)  
 Scored 40 points or less . . . . . 40, at #1 South Carolina (Jan. 27, 2022)  
 Scored 50 or fewer and won . . . . . 48-43, vs. Florida (Feb. 28, 2018)  
**Beat a ranked team . . . . . 85-77, at #7 LSU (March. 2, 2025)**  
**Beat a ranked team on the road . . . . . 85-77, at #7 LSU (March. 2, 2025)**  
 Kept every player on a team out of double figures . . . . . vs. Alabama State (Nov. 30, 2024)  
 Had all five starters score in double figures . . . . . vs. Vanderbilt (Jan. 9, 2025)  
 Had five+ players score in double figures . . . . . 5, vs. Vanderbilt (Jan. 9, 2025)  
 Had no players score in double figures . . . . . vs. #6 Tennessee (Feb. 12, 2015)  
**Overcame a 10-point+ halftime deficit to win . . . . . 13, at #7 LSU (March. 2, 2025)**  
 Overcame a 15-point+ halftime deficit to win . . . . . 19, at Arkansas (Jan. 29, 2023)

### AN OLE MISS PLAYER...

Scored 20+ points . . . . . 22, Starr Jacobs vs. Missouri (Feb. 23, 2025)  
 Scored 30+ points . . . . . 30, Madison Scott at Mississippi State (Jan. 19, 2025)  
 Scored 40+ points . . . . . 42, Bianca Thomas vs. LSU (Jan. 17, 2010)  
**Attempted 15+ field goals . . . . . 15, Tameiya Sadler at #7 LSU (March. 2, 2025)**  
**Attempted 20+ field goals . . . . . 22, Madison Scott vs. #8 Kentucky (Feb. 10, 2025)**  
 Attempted 25+ field goals . . . . . 25, Shakira Austin vs. Rice (Mar. 28, 2021)  
**Recorded a double-double. Madison Scott, 10 points & 11 rebounds at Arkansas (Feb. 13, 2025)**  
 Recorded a triple-double . . . . . Kayla Melson, 11 pts., 11 rbs. & 11 ast. vs. SE La. (Nov. 13, 2009)  
 Had 10+ assists . . . . . 10, Mimi Reid, vs. LSU (Jan. 4, 2021)  
 Had 15+ assists . . . . . 15, Kim Bullard vs. Middle Tennessee (Dec. 21, 1985)  
 Had 5+ blocks . . . . . 5, Rita Igboke, at Alabama (Jan. 4, 2024)  
 Had 8+ blocks . . . . . 8, Rita Igboke at Arkansas-Pine Bluff (Dec. 21, 2023)  
 Had 10+ blocks . . . . . 10, Promise Taylor at #14 Texas A&M (Feb. 8, 2018)  
 Had 5+ steals . . . . . 5, Tameiya Sadler at #7 LSU (March. 2, 2025)

**Had 8+ steals . . . . . 9, Sira Thienou at Mississippi State (Jan. 19, 2025)**  
 Had 10+ steals . . . . . 12, Armentie Price vs. Illinois (Dec. 2, 2006)  
 Had 15+ rebounds . . . . . 15, Madison Scott vs. Florida (March 8, 2024)  
 Had 20+ rebounds . . . . . 20, Armentie Price at Mississippi State (Jan. 26, 2006)  
**Made 10+ field goals . . . . . 12, Starr Jacobs at #23 Vanderbilt (Feb. 2, 2025)**  
 Made 15+ field goals . . . . . 17, Jennifer Gillom vs. Memphis (Dec. 10, 1985)  
**Made 10+ free throws . . . . . 11, Kennedy Todd-Williams at Auburn (Jan. 2, 2025)**  
 Made 15+ free throws . . . . . 15, Tia Faleru at Kentucky (Feb. 13, 2014)  
**Attempted 10+ free throws . . . . . 11, Kennedy Todd-Williams at Auburn (Jan. 2, 2025)**  
 Attempted 15+ free throws . . . . . 17, Marquesha Davis vs. Florida (March 8, 2024)  
 Attempted 20+ free throws . . . . . 23, Tia Faleru at Kentucky (Feb. 13, 2014)  
 Made 25 straight free throws . . . . . 47, Crystal Allen, 2018-19 season  
 Made 45 straight free throws . . . . . 47, Crystal Allen, 2018-19 season  
**Made 5+ three-pointers . . . . . 5, Tameiya Sadler at #7 LSU (March. 2, 2025)**  
 Made 8+ three-pointers . . . . . 9, Crystal Allen vs. North Florida (Dec. 28, 2018)  
 Made 10+ three-pointers . . . . . 10, Torri Lewis vs. New Orleans (Dec. 14, 2015)  
**Attempted 10+ three-pointers . . . . . 10, KK Deans & Tameiya Sadler at #7 LSU (March. 2, 2025)**  
 Attempted 15+ three-pointers . . . . . 16, Crystal Allen at Vanderbilt (Jan. 24, 2019)  
 Had 10+ offensive rebounds . . . . . 11, Tia Faleru vs. Southern (Nov. 20, 2014)  
**Had 10+ defensive rebounds . . . . . 10, Kharyssa Richardson vs. Arkansas-Pine Bluff (Nov. 10, 2024)**  
 Had 20+ points and 20+ rebounds . . . . .  
 . . . . . Armentie Price, 22 points & 20 rebounds at Miss. State (Jan. 26, 2006)  
 Had a double-double in two straight games . . . . .  
 . . . . . Madison Scott vs. Arkansas (March 3, 2024), vs. Florida (March 8, 2024)  
 Had a double-double in three straight games . . . . .  
 . . . . . Madison Scott vs. Jacksonville, (Dec. 14, 2022), vs. McNeese State (Dec. 17, 2022), at Temple (Dec. 21, 2022)  
 Had a double-double in four straight games . . . . .  
 . . . . . Shakira Austin vs. #5 Texas A&M (Feb. 21, 2021), at #18 Arkansas (Feb. 19, 2021)  
 . . . . . at Alabama (Feb. 11, 2021), and vs. #14 Kentucky (Feb. 4, 2021)  
 Had a double-double in five straight games . . . . .  
 . . . . . Shakira Austin vs. #5 Texas A&M (Feb. 21, 2021), at #18 Arkansas (Feb. 19, 2021)  
 . . . . . at Alabama (Feb. 11, 2021), vs. #14 Kentucky (Feb. 4, 2021), and at LSU (Jan. 31, 2021)  
 Had a double-double in seven straight games . . . . . Armentie Price, Jan. 14-Feb. 8, 2007  
 Had 10+ double-doubles in a season . . . . . 11, Madison Scott 2022-23 Season  
**Shot 100% from the floor (min. 5) . . . . . Christeen Iwuala (5-of-5) vs. #18 Alabama (Jan. 12, 2025)**  
**Played 40 minutes . . . . . Madison Scott vs. #7 Texas (Jan. 26, 2025)**  
 Played more than 40 minutes . . . . . Multiple players vs. Mississippi State (Feb. 18, 2024)  
 Fouled out . . . . . Sira Thienou vs. #15 Oklahoma (Feb. 6, 2025)

### AN OLE MISS OPPONENT...

Scored 100+ points . . . . . 108, (Feb. 16, 2020 vs. #23 Arkansas)  
 Scored 100+ points in Oxford . . . . . 108, (Feb. 16, 2020 vs. #23 Arkansas)  
 Made 40+ field goals . . . . . 42, (Jan. 16, 2003 at Georgia)  
**Made 10+ three-pointers . . . . . 12, (Jan. 12, 2025 vs. #18 Alabama)**  
 Had 50+ rebounds . . . . . 50, (Feb. 7, 2022 vs. #14 LSU)  
 Had 60+ rebounds . . . . . 62, (Jan. 10, 2016 vs. Florida)  
 Had 20+ rebounding margin . . . . . 23, (Jan. 30, 2020, vs. #1 South Carolina)  
 Had 25+ rebounding margin . . . . . 33, (Jan. 9, 2020 vs. #23 Tennessee)  
 Attempted 35+ free throws . . . . . 36 (Nov. 29, 2023 vs. #22 Louisville)  
 Made 30+ free throws . . . . . 42, (Feb. 4, 2024 at #1 South Carolina)  
**Had 25+ turnovers . . . . . 26 (Feb. 6, 2025 vs. #15 Oklahoma)**  
 Had 20+ steals . . . . . 22, (Jan. 29, 2015 at LSU)  
 Had 30+ assists . . . . . 33, (Jan. 16, 2003 at Georgia)  
 Scored 50 points or less . . . . . 50, (Feb. 13, 2025 at Arkansas)  
 Scored 40 points or less . . . . . 39, (Dec. 15, 2024 vs. South Alabama)

### AN OLE MISS OPPONENT'S PLAYER...

Scored 20+ points . . . . . Aneesah Morrow (28) & Mikaylah Williams (25), at #7 LSU (March. 2, 2025)  
 Scored 30+ points . . . . . 32, Aaliyah Nye vs. #18 Alabama (Jan. 12, 2025)  
 Scored 40+ points . . . . . 43, Nina Davis (Dec. 7, 2014 vs Baylor)  
**Attempted 15+ field goals . . . . . 17, Aneesah Morrow at #7 LSU (March. 2, 2025)**  
 Attempted 25+ field goals . . . . . 25, Leilani Corraera vs. Florida (Jan. 25, 2024)  
**Made 10+ field goals . . . . . 10, Aneesah Morrow at #7 LSU (March. 2, 2025)**  
 Made 8+ three-pointers . . . . . 8, Chelsie Wiley (Dec. 20, 2008 at UCF)  
**Made 10+ free throws . . . . . 10, Taylor Jones vs. #7 Texas (Jan. 26, 2025)**  
 Had 15+ rebounds . . . . . 17, Angel Reese vs. LSU (March 9, 2024)  
 Had 20+ rebounds . . . . . 20, Angel Reese at #5 LSU (Feb. 16, 2023)  
**Had 10+ assists . . . . . 10, Chloe Kitts vs. #6 South Carolina (Feb. 27, 2025)**  
 Had 8+ steals . . . . . 8, Maurita Reid (Dec. 15, 2007 at Miami)  
**Had 5+ blocks . . . . . 5, Sania Feagin vs. #6 South Carolina (Feb. 27, 2025)**  
**Had a double-double . . . . . Aneesah Morrow, 28 points & 12 rebounds at #7 LSU (March. 2, 2025)**  
**Had a triple-double . . . . . Chloe Kitts, 16 points, 13 rebounds, 10 assists**  
 . . . . . (Feb. 27, 2025, vs. #6 South Carolina)

### GAME HIGHS/LOWS

#### OLE MISS SEASON HIGHS

Category	Stat	Game
Points	94.....	2x, MR: vs. Florida (01-16-25)
Field Goals Made	38.....	vs. Boston College (11-25-24)
Field Goal Attempts	77.....	vs. #8 Kentucky (02-10-25)
Field Goal Percentage	.673 (37-55).....	vs. Alcorn State (12-30-24)
3 Pt Field Goals Made	10.....	at Arkansas (02-13-25)
3 Pt Fg Attempts	27.....	at #7 LSU (03-02-25)
3 Pt Fg Percentage	.476 (10-21).....	at Arkansas (02-13-25)
Free Throws Made	23.....	at Georgia (01-30-25)
Free Throw Attempts	33.....	vs. Jackson State (11-18-24)
Free Throw Percentage	.929 (13-14).....	vs. #18 Alabama (01-12-25)
Rebounds	59.....	vs. Arkansas-Pine Bluff (11-10-24)
Assists	28.....	vs. Alcorn State (12-30-24)
Steals	20.....	2x, MR: vs. Alabama State (11-30-24)
Blocked Shots	12.....	vs. Arkansas-Pine Bluff (11-10-24)
Turnovers	22.....	vs. #15 Oklahoma (02-06-25)
Fouls	26.....	2x, MR: at Auburn (01-02-25)

#### OLE MISS SEASON LOWS

Category	Stat	Game
Points	56.....	vs. #15 Oklahoma (02-06-25)
Field Goals Made	17.....	at Georgia (01-30-25)
Field Goal Attempts	51.....	at Auburn (01-02-25)
Field Goal Percentage	.289 (22-76).....	vs. #3 Southern California (11-04-24)
3 Pt Field Goals Made	0.....	vs. #15 Oklahoma (02-06-25)
3 Pt Fg Attempts	11.....	vs. Alcorn State (12-30-24)
3 Pt Fg Percentage	.000 (0-12).....	vs. #15 Oklahoma (02-06-25)
Free Throws Made	5.....	2x, MR: vs. #6 South Carolina (02-27-25)
Free Throw Attempts	8.....	vs. #6 South Carolina (02-27-25)
Free Throw Percentage	.462 (6-13).....	at Delaware State (11-14-24)
Rebounds	24.....	at Auburn (01-02-25)
Assists	4.....	at NC State (12-05-24)
Steals	4.....	at Georgia (01-30-25)
Blocked Shots	0.....	2x, MR: at #15 Tennessee (02-16-25)
Turnovers	5.....	vs. Alcorn State (12-30-24)
Fouls	8.....	at Delaware State (11-14-24)

#### OPPONENT SEASON HIGHS

Category	Stat	Game
Points	84.....	vs. #18 Alabama (01-12-25)
Field Goals Made	32.....	at #15 Tennessee (02-16-25)
Field Goal Attempts	64.....	2x, MR: vs. #6 South Carolina (02-27-25)
Field Goal Percentage	.585 (31-53).....	vs. #2 UConn (11-27-24)
3 Pt Field Goals Made	12.....	vs. #18 Alabama (01-12-25)
3 Pt Fg Attempts	22.....	2x, MR: at Arkansas (02-13-25)
3 Pt Fg Percentage	.667 (4-6).....	vs. Alcorn State (12-14-24)
Free Throws Made	23.....	vs. #3 Southern California (11-04-24)
Free Throw Attempts	29.....	vs. #3 Southern California (11-04-24)
Free Throw Percentage	1.000 (4-4).....	vs. Arkansas-Pine Bluff (11-10-24)
Rebounds	49.....	vs. #3 Southern California (11-04-24)
Assists	20.....	vs. #6 South Carolina (02-27-25)
Steals	10.....	3x, MR: vs. #6 South Carolina (02-27-25)
Blocked Shots	14.....	vs. #8 Kentucky (02-10-25)
Turnovers	33.....	vs. Alabama State (11-30-24)
Fouls	27.....	at #7 LSU (03-02-25)

#### OPPONENT SEASON LOWS

Category	Stat	Game
Points	24.....	2x, MR: vs. Alabama State (11-30-24)
Field Goals Made	8.....	vs. Alabama State (11-30-24)
Field Goal Attempts	39.....	at Auburn (01-02-25)
Field Goal Percentage	.148 (9-61).....	vs. Arkansas-Pine Bluff (11-10-24)
3 Pt Field Goals Made	0.....	at Auburn (01-02-25)
3 Pt Fg Attempts	3.....	at Auburn (01-02-25)
3 Pt Fg Percentage	.000 (0-3).....	at Auburn (01-02-25)
Free Throws Made	2.....	at Delaware State (11-14-24)
Free Throw Attempts	3.....	at Delaware State (11-14-24)
Free Throw Percentage	.500 (10-20).....	at NC State (12-05-24)
Rebounds	17.....	vs. Alcorn State (12-30-24)
Assists	2.....	vs. Tennessee State (12-08-24)
Steals	2.....	2x, MR: at Arkansas (02-13-25)
Blocked Shots	0.....	vs. Missouri (02-23-25)
Turnovers	10.....	at Arkansas (02-13-25)
Fouls	6.....	at Arkansas (02-13-25)

#### OLE MISS INDIVIDUAL HIGHS

Category	Stat	Game
Points	30.....	Madison Scott at Mississippi State (01-19-25)
Field Goals Made	12....2x, MR:	Starr Jacobs at #23 Vanderbilt (02-02-25)
Field Goal Att.	22.....	Madison Scott vs. #8 Kentucky (02-10-25)
Fg Pct (Min 5 Made)	1.000 (5-5) 2x, MR:	Christeen Iwuala vs. #18 Alabama (01-12-25)
3-Point Fg Made	6.....	KK Deans at #15 Tennessee (02-16-25)
3-Point Fg Att.	12.....	2x, MR: KK Deans at #15 Tennessee (02-16-25)
3-Pt Fg Pct (2 Made)	1.000 (2-2) 3x, MR:	Sira Thienou vs. South Alabama (12-15-24)
Free Throws Made	11.....	Kennedy Todd-Williams at Auburn (01-02-25)
Free Throw Att.	11.....	Kennedy Todd-Williams at Auburn (01-02-25)
Ft Pct (Min 3 Made)	1.000 (6-6) .....	24x, MR: KK Deans at #7 LSU (03-02-25)
Rebounds	12.....	Starr Jacobs vs. #18 Alabama (01-12-25)
Assists	8.....	Tameiya Sadler vs. South Alabama (12-15-24)
Steals	9.....	Sira Thienou at Mississippi State (01-19-25)
Blocked Shots	4....2x, MR:	Christeen Iwuala vs. #6 South Carolina (02-27-25)
Turnovers	5....6x, MR:	Sira Thienou vs. #6 South Carolina (02-27-25)
Fouls	5....6x. MR:	Starr Jacobs vs. #15 Oklahoma (02-06-25)

#### OPPONENT INDIVIDUAL HIGHS

Category	Stat	Game
Points	32.....	Aaliyah Nye vs. #18 Alabama (01-12-25)
Field Goals Made	11..2x, MR:	Khamil Pierre at #23 Vanderbilt (02-02-25)
Field Goal Att.	23.....	Izzy Higginbottom at Arkansas (02-13-25)
Fg Pct (Min 5 Made)	1.000 (5-5) . 2x, MR:	Angelique Ngakulondi vs. Missouri (02-23-25)
3-Point Fg Made	7 .....	Aaliyah Nye vs. #18 Alabama (01-12-25)
3-Point Fg Att.	11..... 2x, MR:	Aaliyah Nye vs. #18 Alabama (01-12-25)
3-Pt Fg Pct (2 Made)	1.000 (2-2) ... 5x, MR:	Abbey Schreck vs. Missouri (02-23-25)
Free Throws Made	14.....	DeYona Gaston at Auburn (01-02-25)
Free Throw Att.	17.....	DeYona Gaston at Auburn (01-02-25)
Ft Pct (Min 3 Made)	1.000 (3-3) . 10x, MR:	Chloe Kitts vs. #6 South Carolina (02-27-25)
Rebounds	13 .. 2x, MR:	Chloe Kitts vs. #6 South Carolina (02-27-25)
Assists	10 .....	Chloe Kitts vs. #6 South Carolina (02-27-25)
Steals	6.....	Talaysia Cooper at #15 Tennessee (02-16-25)
Blocked Shots	8.....	Clara Strack vs. #8 Kentucky (02-10-25)
Turnovers	9.....	Julu Watkins vs. #3 Southern California (11-04-24)
Fouls	5..... 9x, MR:	Aneesah Morrow at #7 LSU (03-02-25)

## GAME 2 • vs. ARKANSAS-PINE BLUFF

Shooting By Period		
1 <sup>st</sup>	FG%	4-22 18.2%
	3PT%	1-6 16.7%
	FT%	7-11 63.6%
2 <sup>nd</sup>	FG%	3-17 17.6%
	3PT%	0-5 0.0%
	FT%	4-4 100%
3 <sup>rd</sup>	FG%	7-19 36.8%
	3PT%	3-6 50.0%
	FT%	2-2 100%
4 <sup>th</sup>	FG%	8-16 50.0%
	3PT%	3-6 50.0%
	FT%	2-4 50%
GM FG%	22-74	29.7%
	3PT%	7-23 30.4%
	FT%	15-21 71.4%

Shooting By Period			
1 <sup>st</sup>	FG%	7-17	41.2%
	3PT%	0-4	0.0%
	FT%	1-4	25%
2 <sup>nd</sup>	FG%	8-12	66.7%
	3PT%	1-1	100.0%
	FT%	5-7	71.4%
3 <sup>rd</sup>	FG%	6-17	35.3%
	3PT%	0-4	0.0%
	FT%	3-4	75%
4 <sup>th</sup>	FG%	1-9	11.1%
	3PT%	0-2	0.0%
	FT%	14-14	100%
GM FG%	FG%	22-55	40.0%
	3PT%	1-11	9.1%
	FT%	23-29	79.3%

Dead Ball Rebounds: 1,0

Shooting By Period			
1 <sup>st</sup>	FG%	3-17	17.6%
	3PT%	0-6	0.0%
	FT%	0-0	0%
2 <sup>nd</sup>	FG%	3-13	23.1%
	3PT%	0-4	0.0%
	FT%	2-2	100%
3 <sup>rd</sup>	FG%	1-18	5.6%
	3PT%	1-8	12.5%
	FT%	0-0	0%
4 <sup>th</sup>	FG%	2-13	15.4%
	3PT%	1-4	25.0%
	FT%	2-2	100%
GM	FG%	9-61	14.8%
	3PT%	2-22	9.1%
	FT%	4-4	100.0%

Dead Ball Rebounds: 1.0

Shooting By Period		
1 <sup>st</sup>	FG%	6-16 37.5%
	3PT%	2-5 40.0%
	FT%	6-6 100%
2 <sup>nd</sup>	FG%	11-21 52.4%
	3PT%	5-9 55.6%
	FT%	3-4 75%
3 <sup>rd</sup>	FG%	5-14 35.7%
	3PT%	1-3 33.3%
	FT%	4-6 66.7%
4 <sup>th</sup>	FG%	8-18 44.4%
	3PT%	1-6 16.7%
	FT%	3-3 100%
GM	FG%	30-69 43.5%
	3PT%	9-23 39.1%
	FT%	16-19 84.2%

Dead Ball Rebounds: 3,0

## GAME 4 • vs. JACKSON STATE

Technical Fouls: none      Second Chance Points: 5      Scores Tied: 1 time(s)      Points in the Paint: 2      Fast Break Points: 0  
Lead Changed: 1 time(s)      Points off Turnovers: 6      Bench Points: 15      Largest Lead: 0 0

Shooting By Period			
1 <sup>st</sup>	FG%	3-10	30.0%
	3PT%	0-1	0.0%
	FT%	3-4	75%
2 <sup>nd</sup>	FG%	6-17	35.3%
	3PT%	0-3	0.0%
	FT%	1-2	50%
3 <sup>rd</sup>	FG%	3-14	21.4%
	3PT%	0-0	0.0%
	FT%	2-2	100%
4 <sup>th</sup>	FG%	6-10	60.0%
	3PT%	2-2	100.0%
	FT%	0-0	0%
GM	FG%	18-51	35.3%
	3PT%	2-6	33.3%
	FT%	6-8	75.0%

Shooting By Period			
1 <sup>st</sup>	FG%	5-13	38.5%
	3PT%	2-4	50.0%
	FT%	7-10	70%
2 <sup>nd</sup>	FG%	3-12	25.0%
	3PT%	1-4	25.0%
	FT%	5-8	62.5%
3 <sup>rd</sup>	FG%	9-18	50.0%
	3PT%	0-3	0.0%
	FT%	5-11	45.5%
4 <sup>th</sup>	FG%	9-17	52.9%
	3PT%	1-3	33.3%
	FT%	3-4	75%
GM	FG%	26-60	43.3%
	3PT%	4-14	28.6%
	FT%	20-33	60.6%

Dead Ball Rebounds: 8, 0

### GAME 5 • vs. BC • CONTINENTAL TIRE BAHAMAS CHAMPIONSHIP

Boston College - 55													Record: 6-2												
NO.	Name	Min	FG MA	3P MA	FT MA	Rebounds OR DR TOT	Fouls FF FO	TP	AS	TO	ST	Blocks BS BA	+	Shooting By Period											
32	Teya Siderberry	F 25:03	2-9	0-1	2-2	1 3 4	1 1	6	0	2	3	2	1	-29	1 <sup>st</sup> FG	2-12	16.7%								
2	Kaylah Ivy	G 26:06	0-4	0-2	0-0	0 2 2	0 1	0	3	3	1	0	0	-21	3P%	0-2	0.0%								
21	Andrea Daley	G 20:26	4-6	0-0	2-3	0 1 1	2 2	10	0	3	1	1	0	-24	FT%	4-6	66.7%								
24	Dontavia Waggoner	G 22:43	4-7	0-0	5-6	4 3 7	4 6	13	0	1	1	0	2	-24	2 <sup>nd</sup> FG	7-15	46.7%								
30	Tyana Todd	G 32:09	3-10	1-3	2-2	0 3 3	0 3 9	5	3	0	0	1	1	-26	3P%	1-1	100.0%								
0	Athena Tomlinson	13:55	0-4	0-0	0-0	0 1 1	0 1	0	1	3	0	0	0	-16	3 <sup>rd</sup> FG	7-16	43.8%								
23	Kennedi Jackson	15:23	2-3	0-0	0-0	0 1 1	3 3	4	0	2	0	0	0	-15	3P%	0-2	0.0%								
13	Tatum Greene	11:16	1-2	1-1	6-6	0 1 1	4 3	9	0	1	1	1	1	-32	FT%	6-8	75.0%								
33	Savannah Samuel	20:06	2-4	0-0	0-0	1 1 2	1 0	4	0	1	0	0	0	-18	4 <sup>th</sup> FG	2-6	33.3%								
1	Jakyla Thompson	02:58	0-0	0-0	0-0	0 0 0	1 0	0	0	0	0	0	0	0	3P%	1-2	50.0%								
10	Nene Ndlaye	02:58	0-0	0-0	0-0	0 0 0	0 0	0	0	0	0	0	0	0	FT%	8-8	100%								
16	Lili Krasovec	02:58	0-0	0-0	0-0	0 0 0	1 0	0	0	1	0	0	0	0	GM FG	14-19	36.7%								
Team						2 2 0									3P%			2-7	28.6%						
Totals			18-49			27-17-19			8 16 24			19 16 55			9 20 7			4 6 -37			FT%			17-19	89.5%

Technical Fouls: Samuel 2<sup>nd</sup> 0:07 Daley 3<sup>rd</sup> 7:22

Shooting By Period			
1 <sup>st</sup>	FG%	2-12	16.7%
	3PT%	0-2	0.0%
	FT%	4-6	66.7%
2 <sup>nd</sup>	FG%	7-15	46.7%
	3PT%	1-1	100.0%
	FT%	0-0	0%
3 <sup>rd</sup>	FG%	7-16	43.8%
	3PT%	0-2	0.0%
	FT%	5-5	100%
4 <sup>th</sup>	FG%	2-6	33.3%
	3PT%	1-2	50.0%
	FT%	8-8	100%
GM	FG%	18-49	36.7%
	3PT%	2-7	28.6%
	FT%	17-19	89.5%

### GAME 6 • vs. UCONN • CONTINENTAL TIRE BAHAMAS CHAMPIONSHIP

UConn - 73													Record: 6-0												
NO.	Name		Min	FG	3P	FT	Rebounds	Fouls	TP	AS	TO	ST	Blocks	+/	Shooting By Period										
															1st	2nd	3rd	4th							
21	Sarah Strong	F	35:56	5-12	0-5	0-0	1	5	6	3	1	10	3	2	1	1	0	9							
25	Ios Brady	F	18:23	1-4	0-2	0-0	0	5	5	4	0	2	1	2	0	0	0	1							
5	Paige Buckers	G	38:28	11-17	2-4	5-6	0	4	4	1	3	29	4	5	3	1	0	11							
12	Ashlynn Shade	G	15:56	1-2	0-0	0-0	0	2	2	1	1	2	0	1	1	1	0	7							
20	Kaitlyn Chen	G	27:18	1-1	0-0	0-0	0	1	1	2	0	2	4	3	0	0	0	7							
2	KK Arnold		16:12	1-3	0-0	0-0	0	2	2	1	3	2	2	0	0	0	2	7							
35	Azzi Fudd		27:40	8-11	1-3	1-1	3	1	4	0	3	18	1	2	0	1	0	11							
8	Jana El Ally		20:07	3-3	0-0	2-4	1	8	9	2	3	8	0	2	1	1	0	12							
Team							2	2	4			0	1	1	8	5	2	13							
Totals			31:53	3-14	8-11	7	30	37	14	14	73	15	18	6	5	2	13								
Technical Fouls: NONE																									

Technical Fouls: NONE

Shooting By Period			
1 <sup>st</sup>	FG%	8-17	47.1%
	3PT%	1-4	25.0%
	FT%	2-4	50%
2 <sup>nd</sup>	FG%	8-14	57.1%
	3PT%	0-3	0.0%
	FT%	2-2	100%
3 <sup>rd</sup>	FG%	7-11	63.6%
	3PT%	1-3	33.3%
	FT%	0-0	0%
4 <sup>th</sup>	FG%	8-11	72.7%
	3PT%	1-4	25.0%
	FT%	4-5	80%
GM FG%	31-53	58.5%	
	3PT%	3-14	21.4%
	FT%	8-11	72.7%

Ole Miss - 92													Record: 4-1																																		
NO.	Name	Min	FG	3P	FT	Rebounds	Fouls	TP	AS	TO	ST	Blocks	+/	Shooting By Period																																	
			MA	MA		OR	DR	FF	FD			BS	BA	1st	2nd	3rd	4th	GM	FG	3P	FT	Reb	Blk	+/																							
7	Starr Jacobs	F 20:27	6-9	0-0	0-2	8	3	11	3	2	12	0	3	1	0	1	12	1st	FG	9-20	45.0%																										
24	Madison Scott	F 16:49	2-5	0-0	1-3	0	4	4	1	3	5	0	0	0	2	0	15	3Pt%	1-4	25.0%																											
0	Sira Thienou	G 26:08	7-12	2-4	0-0	5	3	8	2	0	16	2	0	3	0	0	24	FT%	1-3	33.3%																											
1	Kirsten Deans	G 17:48	4-10	1-6	6-6	1	2	3	2	3	15	2	2	0	0	1	16	2nd	FG	9-17	52.9%																										
3	Kennedy Todd-Williams	G 28:04	8-13	0-1	1-1	1	2	3	0	2	17	5	1	0	1	0	26	3Pt%	0-4	0.0%																											
2	Tameiya Sadler	18:55	2-7	0-0	0-0	1	1	2	3	0	4	2	3	0	0	0	29	FT%	3-5	60.0%																											
12	Christeen Iwuala	17:22	4-5	0-0	0-0	1	3	4	1	1	8	0	2	0	2	0	23	3rd	FG	5-19	52.9%																										
26	Ayanna Thompson	21:36	4-10	1-5	1-2	0	0	0	0	2	10	1	0	1	0	1	24	3Pt%	3-6	50.0%																											
33	Kharyssa Richardson	05:00	0-0	0-0	0-0	0	0	0	0	2	1	0	0	0	0	0	5	4th	FG	0-0	0.0%																										
35	Rhema Collins	10:05	1-2	0-0	3-6	3	2	5	1	3	5	2	0	1	1	0	13	FG	3-5	60.0%																											
13	Mariyah Noel	02:58	0-0	0-0	0-0	0	0	0	0	1	0	0	0	0	0	0	0	3Pt%	0-3	0.0%																											
11	Fatu Djalo	02:06	0-1	0-0	0-0	0	0	0	0	0	0	0	1	1	0	1	-2	GM	FG	37-74	57.1%																										
9	Jile Gbemutor	01:21	0-0	0-0	0-0	1	0	1	0	0	0	0	0	0	0	0	1	3Pt%	4-17	23.5%																											
14	Heliosa Carrera	01:21	0-0	0-0	0-0	0	0	0	0	0	0	0	0	0	0	0	-1	FT%	12-20	60.0%																											
Team						2			2			0			1			Dead Ball Rebounds: 4																													
Totals			38-74			4-17			12-20			23			22			45			16			17			92			14			13			10			6			4			37		

Technical Fouls: NONE

	BC	OM	Points from Turnovers	BC	OM	Period by Period Scoring					
Biggest lead	1 (1 <sup>st</sup> 9:28)	39 (4 <sup>th</sup> 2:29)	Paint	11	29	1st	2nd	3rd	4th	TOT	
Best Scoring Run	7 (2 <sup>nd</sup> 0:33)	12 (4 <sup>th</sup> 3:56)	Second Chance	4	23	BC	8	15	19	13	55
Lead Changes	1	1	Fast Breaks	2	13	OM	20	21	15	26	92
Times Tied	0	0	Bench	17	27						
Time with Lead	01:25	38:03									

Ole Miss - 60													Record: 4-2														
NO.	Name	Min	FG MA	3P MA	FT MA	Rebounds OR DR TOT	Fouls PF	TP	AS	TO	ST	Blocks BS BA	+/														
7	Starr Jacobs	F 27:49	3-5	0-0	5-6	5	1	6	3	6	11	0	1	9													
24	Madison Scott	F 36:19	5-17	0-2	0-0	3	4	7	3	2	10	6	1	2	1	2	-10										
0	Sira Theroux	G 22:08	1-9	0-0	0-0	2	2	4	0	2	2	1	1	2	0	1	-15										
1	Kirsten Deans	G 31:42	7-18	3-9	0-0	0	0	0	4	2	17	0	1	2	0	1	-4										
3	Kennedy Todd-Williams	G 31:31	4-11	4-4	1-2	0	2	2	2	2	13	1	1	0	0	0	-9										
2	Tameyia Sadler	29:51	1-6	1-4	2-2	1	2	3	0	1	5	1	0	0	1	0	-9										
12	Christeen Iwuoma	10:19	0-1	0-0	0-0	1	0	1	0	0	0	1	2	0	0	0	-9										
20	Ayanna Thompson	06:58	0-0	0-0	0-0	0	0	0	1	0	0	0	1	0	0	0	-3										
35	Rhema Collins	03:24	1-1	0-0	0-0	0	0	0	1	2	0	0	0	0	0	0	-3										
Team						3	3	6	0	0	0	0	0	0	0	0	0	0	0	0	0	0	0	0	0	0	
Totals			22-58	8-25	6-12	16	14	30	14	14	60	10	11	10	2	5	13										
Technical Fouls:NONE																											
Dead Ball Rebounds: 3																											
														Shooting By Period													
														1 <sup>st</sup> FG 2-14 14.3%													
														FT 3-4 75%													
														2 <sup>nd</sup> FG 3-18 16.7%													
														3 <sup>PT</sup> 2-6 33.3%													
														FT 2-4 50%													
														3 <sup>rd</sup> FG 12-20 60%													
														3 <sup>PT</sup> 3-8 37.5%													
														FT 1-2 50%													
														4 <sup>th</sup> FG 5-16 31.3%													
														3 <sup>PT</sup> 2-5 40%													
														FT 2-2 100%													
														GM FG 22-68 32.4%													
														3 <sup>PT</sup> 8-25 32.0%													
														FT 1-2 66.7%													

## GAME 9 • vs. TENNESSEE STATE

Tennessee St. - 38																	
Record: 4-6																	
NO.	Name	Min	FG	3P	FT	Rebounds	Fouls	TP	AS	TO	ST	Blocks	BS	BA	+/-		
			M-A	M-A	M-A	OR	DR	TOT	PF	FD							
24	Lyric Cole	F 29:58	1-3	0-0	1-2	2	4	6	4	2	3	0	0	0	1	-39	
1	XaiOnna Whitfield	G 28:23	4-15	0-2	2-2	0	1	1	1	1	10	1	4	1	0	-41	
2	Somah Kamara	G 25:13	3-15	0-4	3-6	1	1	2	3	4	9	0	5	2	0	-28	
10	Saniah Parker	G 34:37	2-12	2-11	0-0	1	2	3	4	2	0	4	0	0	0	-36	
22	Erin Martin	G 25:53	1-5	0-1	2-2	2	1	3	3	1	4	0	1	0	0	-30	
3	Kiki Roberts	18:19	0-1	0-0	0-0	2	2	2	3	2	0	0	1	1	0	-19	
4	Angel Hill	17:02	2-4	1-1	0-0	0	5	5	0	1	5	0	1	0	0	-21	
21	Krystal Haddock	12:01	0-0	0-0	0-2	0	1	1	1	1	0	1	2	0	1	-7	
23	Jada Collins	05:31	0-0	0-0	0-0	0	1	1	3	2	0	0	0	0	0	-10	
5	Genesis Harris	03:04	0-0	0-0	1-2	0	0	0	0	1	1	0	0	0	0	-4	
Team						8	2	10	0	0	4						
Totals			13-55	3-19	9-16	14	20	34	22	17	38	2	22	4	2	6	-47
Technical Fouls: NONE																	

Shooting By Period		
1 <sup>st</sup> FG%	4-15	26.7%
3PT%	0-4	0.0%
FT%	0-0	0.0%
2 <sup>nd</sup> FG%	3-12	25.0%
3PT%	1-5	20.0%
FT%	4-4	66.7%
3 <sup>rd</sup> FG%	1-6	33.3%
3PT%	1-2	50.0%
FT%	1-2	50.0%
4 <sup>th</sup> FG%	1-12	8.3%
3PT%	1-8	12.5%
FT%	4-8	50.0%
GM FG%	13-55	23.6%
3PT%	3-19	15.8%
FT%	9-16	56.3%

Dead Ball Rebounds: 5.0

Technical Fouls: NONE

Shooting By Period									
1 <sup>st</sup> FG%	4-15	26.7%	3PT%	0-4	0.0%	FT%	3-6	0.0%	
2 <sup>nd</sup> FG%	3-12	25.0%	3PT%	1-5	20.0%	FT%	4-6	66.7%	
3 <sup>rd</sup> FG%	5-16	31.3%	3PT%	1-2	50.0%	FT%	1-2	50%	
4 <sup>th</sup> FG%	1-2	8.3%	3PT%	1-8	12.5%	FT%	4-8	50%	
GM FG%	13-55	23.6%	3PT%	3-19	15.3%	FT%	9-16	56.3%	

Dead Ball Rebounds: 5, 0

Ole Miss - 85															
Record: 5-3															
NO.	Name	Min	FG	3P	FT	Rebounds	Fouls	TP	AS	TO	ST	Blocks	BS	BA	+/-
			M-A	M-A	M-A	OR DR TOT	PF	FD				BS	BA		
7	Starr Jacobs	F 12:23	1-3	0-0	0-0	0 2 2	0	0	2	0	1	2	0	0	13
24	Madison Scott	F 25:01	7-12	1-2	1-2	2 7 9	3	3	16	2	1	2	0	0	27
0	Sira Thienou	G 25:07	4-7	2-2	2-4	3 3 6	1	3	12	2	1	4	0	1	35
2	Tameiyia Sadler	G 16:10	2-4	1-1	0-0	0 0 0	3	0	5	3	1	2	0	0	18
3	Kennedy Todd-Williams	G 19:36	4-10	1-4	6-6	2 5 7	0	5	15	2	0	1	1	0	22
1	Kirsten Deans	17:16	2-5	1-2	0-0	0 1 1	1	0	5	5	1	0	0	0	17
12	Christeen Iwuala	13:36	4-7	0-0	1-3	2 5 7	2	3	9	0	0	0	1	1	17
20	Ayanna Thompson	20:03	1-5	1-4	2-2	1 1 2	0	2	5	1	0	2	0	0	19
13	Mariyah Noel	20:23	0-3	0-2	2-2	0 1 1	1	1	2	1	1	0	2	0	24
33	Kharyssa Richardson	12:29	0-2	0-0	2-2	0 1 1	3	1	2	0	2	0	0	0	20
35	Rhema Collins	12:38	4-5	0-0	4-6	3 1 4	3	4	12	1	1	1	2	0	-2
14	Helolisa Carrera	01:23	0-0	0-0	0-0	0 0 0	0	0	0	0	2	0	0	0	-9
11	Fatu Djalo	02:57	0-0	0-0	0-0	0 0 0	0	0	0	0	0	0	0	0	4
9	Jute Gbemutor	00:58	0-0	0-0	0-0	0 0 0	0	0	0	1	0	0	0	0	2
Team						4 3 7	0	0							
Totals			29-63	7-17	20-27	17 30 47	17 22	85	18	11	14	6	2	47	

Shooting By Period			
1 <sup>st</sup> FG	9-19	47.4%	
3PT	3-5	60.0%	
FT	2-2	100%	
2 <sup>nd</sup> FG	7-16	43.8%	
3PT	2-3	66.7%	
FT	5-10	50%	
3 <sup>rd</sup> FG	7-12	58.3%	
3PT	1-3	33.3%	
FT	5-6	83.3%	
4 <sup>th</sup> FG	6-16	37.5%	
3PT	1-6	16.7%	
FT	8-9	88.9%	
GM FG	29-63	46.0%	
3PT	7-17	41.2%	
FT	20-27	74.1%	
Dead Ball Rebounds: 4-0			

Technical Fouls: NONE

TEN ST		OM	Points from		TEN ST	OM	Period by Period Scoring				
			Turnovers	8	23		1st	2nd	3rd	4th	TOT
Biggest lead	0 (1 <sup>st</sup> 10:00)	47 (4 <sup>th</sup> 0:46)	Paint	16	40	TEN ST	8	11	12	7	38
Best Scoring Run	4 (1 <sup>st</sup> 2:10)	9 (1 <sup>st</sup> 6:25)	Second Chance	7	12	OM	23	21	20	21	85
Lead Changes	0	0	Fast Breaks	0	19						
Times Tied	0	0	Bench	6	35						
Time with Lead	00:00	39:00									

## GAME 10 • vs. SOUTH ALABAMA

South Alabama - 39																	
Record: 3-6																	
NO.	Name	Min	FG		3P	FT	Rebounds		Fouls	TP	AS	TO	ST	Blocks		+/-	
			M	A			M	A						OR	DR		TOT
15	Princess Okafor Nweze	F 23:33	1-1	0-0	0-0	0-0	0	3	4	1	2	0	1	1	0	-38	
20	Daniela Gonzalez	F 30:05	4-12	2-5	3-4	1	3	4	3	6	13	3	6	2	0	-44	
5	Amyria Walker	G 29:10	1-10	0-3	5-8	0	1	1	3	6	7	0	4	0	0	-39	
11	Nadia Howard	G 22:48	0-2	0-0	0-0	0-0	0	0	1	1	0	0	2	0	0	-31	
24	Jordan Rosier	G 21:46	1-5	1-5	0-0	0-0	0	0	2	0	3	1	2	0	0	-33	
21	Alicia Spann	09:59	1-1	0-0	0-0	0-0	2	2	2	5	2	0	2	0	0	-37	
22	Rachel Leggett	34:37	2-5	0-0	2-4	2	3	5	4	3	6	1	6	2	1	-44	
4	Michiyah Simmons	05:43	2-3	0-1	0-0	0-0	2	2	2	0	4	0	3	0	0	-4	
8	Terren Coffi	10:33	1-2	0-0	0-0	0-0	1	1	1	0	2	1	2	0	0	-16	
7	Aroa Mangas	01:57	0-0	0-0	0-0	0-0	0	0	0	0	0	0	0	0	0	-4	
3	Naomi Smitherman	06:28	0-0	0-0	0-0	0-0	1	1	0	0	0	0	0	0	0	-10	
0	Chrystla Narcisse	03:21	0-0	0-0	0-2	0-0	0	0	0	1	0	0	0	0	0	-5	
Team						4 2 6		0		2							
Totals			13-41	3-14	10-18	7	18	25	23	20	39	6	30	5	1	6	-55

Shooting By Period		
1 <sup>st</sup> FG	6-11	54.5%
3PT	2-5	40.0%
FT	2-4	50.0%
2 <sup>nd</sup> FG	1-9	11.1%
3PT	0-4	0.0%
FT	1-2	50.0%
3 <sup>rd</sup> FG	4-10	40.0%
3PT	1-4	25.0%
FT	4-6	66.6%
4 <sup>th</sup> FG	2-11	18.2%
3PT	0-1	0.0%
FT	3-6	50.0%
GM FG	13-41	31.7%
3PT	3-14	21.4%
FT	10-18	55.6%

Technical Fouls: NONE

Deaf Rd Rebounds: 5

Technical Fouls: NONE

Shooting By Period									
1 <sup>st</sup> FG%	6-11	54.5%	3PT%	2-5	40.0%	FT%	3-4	21.4%	
2 <sup>nd</sup> FG%	1-9	11.1%	3PT%	0-4	0.0%	FT%	1-2	50%	
3 <sup>rd</sup> FG%	4-10	40.0%	3PT%	1-4	25.0%	FT%	3-6	50%	
4 <sup>th</sup> FG%	2-11	18.2%	3PT%	0-1	0.0%	FT%	3-14	31.7%	
GM FG%	13-41	31.7%	3PT%	3-14	21.4%	FT%	10-18	55.6%	

Dead Ball Rebounds: 5, 0

Ole Miss - 94														
Record: 7-3														
NO.		Min	FG M-A	3P M-A	FT M-A	Rebounds OR DR TOT	Fouls PF FD	TP	AS	TO	ST	Blocks BS BA		+/-
7	Starr Jacobs	F 16:28	6-9	0-0	3-3	3 4 7	2 2	15	2	1	2	1	0	16
24	Madison Scott	F 28:10	2-6	0-1	3-4	2 2 4	4 2	7	4	2	1	1	0	37
0	Sira Thienou	G 29:52	7-8	2-2	7-8	2 5 7	2 4	23	2	0	1	0	0	39
2	Tameiyia Sadler	G 24:18	3-8	1-3	0-0	0 3 3	2 1	7	8	1	4	0	1	34
3	Kennedy Todd-Williams	G 27:12	3-8	0-3	2-3	0 2 2	1 3	8	2	1	1	2	0	44
1	Kirsten Deans	15:23	0-3	0-2	1-2	1 2 3	0 3	1	4	3	1	0	0	21
12	Christeen Iwuala	12:11	5-6	0-0	0-1	2 3 1	1 1	10	0	0	0	0	0	24
20	Ayanna Thompson	20:54	3-8	1-5	0-0	0 2 2	2 0	7	2	0	2	1	0	30
33	Kharyssa Richardson	07:06	1-2	0-0	4-4	0 2 2	3 2	6	2	0	0	0	0	7
35	Rhema Collins	13:53	4-5	0-0	2-3	0 1 1	2 4	10	0	1	3	1	0	19
11	Fatu Djalo	02:44	0-0	0-0	0-0	0 0 0	0 0	0	0	0	0	0	0	2
13	Mariyah Noel	01:50	0-0	0-0	0-0	1 0 1	1 1	0	0	0	0	0	0	2
Team						2 0 2	0	0						
Totals			34-63	4-16	22-28	13 24 37	20 23	94	24	11	15	6	1	55

Technical Fouls: NONE														
Dead Ball Rebounds: 4														
Shooting By Period														
1 <sup>st</sup> FG	5-18	27.8%												
3P <sup>th</sup>	2-6	33.3%												
FT	10-10	100%												
2 <sup>nd</sup> FG	10-17	58.8%												
3P <sup>th</sup>	0-4	0.0%												
FT	3-6	50.0%												
3 <sup>rd</sup> FG	9-13	69.2%												
3P <sup>th</sup>	0-1	0.0%												
FT	6-8	75.0%												
4 <sup>th</sup> FG	10-15	66.7%												
3P <sup>th</sup>	2-5	40.0%												
FT	3-4	75.0%												
GM FG	34-63	54.0%												
3P <sup>th</sup>	4-16	25.0%												
FT	22-28	78.6%												

Technical Fouls: NONE

	USA	OM	Points from		USA	OM	Period by Period Scoring					
Biggest lead	3 (1 <sup>st</sup> 5:58)	55 (4 <sup>th</sup> 2:31)	Turnovers	6	37		1st	2nd	3rd	4th	TOT	
Best Scoring Run	6 (1 <sup>st</sup> 7:00)	12 (2 <sup>nd</sup> 3:52)	Paint	18	54	USA	16	3	13	7	39	
Lead Changes	2		Second Chance	4	16	OM	22	23	24	25	94	
Times Tied	1		Fast Breaks	4	11							
Time with Lead	01:07	37:12	Bench	14	34							

Game Notes: 1st Half - 1:09 Reviewed and Confirmed 2nd FGM ♦

Game Notes: 1st Half - 1:09 Reviewed and Confirmed 3pt FGs

## GAME 11 • vs. MISSISSIPPI VALLEY STATE

Mississippi Val. - 44														
Record: 1-10														
NO.	Name	Min	FG	3P	FT	Rebounds	Fouls	TP	AS	TO	ST	Blocks	BS	BA

### GAME 13 • at AUBURN

Ole Miss - 85												
Record: 10-3 (1-0)												
NO. Name	Min	FG M/A	3P M/A	FT M/A	Rebounds OR DR TOT	Fouls PF FD	TP	AS	TO	ST	Blocks BS BA	+/-
7 Starr Jacobs	F 24:11	4-7	0-0	1-2	3 6 9	5 3 9	9	4	2	0	0	20
24 Madison Scott	F 25:15	3-7	0-0	1-2	0 3 3	5 1 7	3	5	1	0	0	29
0 Sira Thienou	G 40:00	5-9	0-2	2-6	1 4 5	3 3 12	1	1	7	1	0	27
2 Tameiya Sadler	G 27:28	3-8	2-4	2-2	0 0 0	2 2 10	1	2	2	0	1	6
3 Kennedy Todd-Williams	G 24:13	4-5	0-0	11-11	2 2 4	4 8 19	4	2	5	0	0	25
1 Kirsten Deans	26:29	6-9	4-7	4-5	0 0 0	0 5 20	2	3	2	0	0	22
33 Kharyssa Richardson	20:03	3-6	1-2	0-0	1 0 1	4 1 7	0	1	0	1	0	3
12 Christen Iwuala	12:07	0-0	0-0	1-2	1 1 2	2 3 5	0	2	1	1	0	0
35 Rhema Collins	00:14	0-0	0-0	0-0	0 0 0	1 0 0	0	0	0	0	0	-2
Team					0 0 0	0 0 0	0	0	0	0	0	0
Totals		28-51	7-15	22-30	8 16 24	26 26 85	15	18	18	3	1	27
Technical Fouls: NONE												
Shooting By Period												
1 <sup>st</sup> FG% 9-14 64.3%												
3PT% 3-5 60.0%												
FT% 5-5 100%												
2 <sup>nd</sup> FG% 8-13 61.5%												
3PT% 0-1 0.0%												
FT% 3-4 75%												
3 <sup>rd</sup> FG% 6-14 42.9%												
3PT% 2-4 50.0%												
FT% 7-12 58.3%												
4 <sup>th</sup> FG% 5-10 50.0%												
3PT% 2-5 40.0%												
FT% 7-9 77.8%												
GM FG% 28-51 54.9%												
3PT% 7-15 46.7%												
FT% 22-30 73.3%												

Auburn - 58													Record: 9-5 (0-1)													Deafault Rebounds: 0												
NO. Name		Min	FG M-A	3P M-A	FT M-A	Rebounds OR DR TOT	Fouls PF FD	TP	AS	TO	ST	Blocks BS BA	+/-	Shooting By Period																								
1 Celia Sumbane		F 16:29	0-0	0-0	0-0	0 2 2	4 2 0	1	5	1	0	0	-7	1 <sup>st</sup> FG% 3-9 33.3%																								
5 DeYona Gaston		F 36:30	8-15	0-0	14-17	3 3 6	3 12 30	0	2	2	0	2	-23	3PT% 0-0 0.0%																								
14 Taylen Collins		33:09	2-6	0-0	0-0	0 3 3	3 1 4	3	6	0	1	0	-23	FT% 4-8 50%																								
20 Oyindamola Akinbolawa		22:06	2-3	0-0	2-2	0 3 3	3 5 6	0	0	0	0	0	-5	2 <sup>nd</sup> FG% 5-12 41.7%																								
12 Marshaun Bostic		G 28:44	4-7	0-0	3-5	0 1 1	5 4 11	0	8	2	0	0	-18	3PT% 0-2 0.0%																								
11 Syriah Daniels		16:50	1-3	0-1	1-2	0 2 2	3 1 3	0	2	0	0	0	-15	FT% 0-0 0%																								
2 Jordan Hunter		15:05	0-2	0-1	0-0	1 0 1	1 0 0	1	4	0	0	1	-16	3 <sup>rd</sup> FG% 5-9 55.6%																								
7 Yakiya Milton		06:36	0-0	0-0	0-0	1 2 3	1 1 0	1	1	0	0	0	-12	3PT% 0-0 0.0%																								
21 Audia Young		18:27	2-3	0-1	0-0	0 1 1	1 0 4	0	1	0	0	0	-14	FT% 11-12 91.7%																								
32 Timya Thurman		04:55	0-0	0-0	0-0	0 0 0	1 0 0	0	0	0	0	0	-3	4 <sup>th</sup> FG% 6-9 66.7%																								
Team						0 0 0	0 0 0	0	0	0	0	0	0	3PT% 0-1 0.0%																								
Totals			19-39	0-3	20-26	5 17 22	26 26 58	7	29	5	1	3	27	FT% 5-6 83.3%																								
														GM FG% 19-39 48.7%																								
														3PT% 0-3 0.0%																								
														FT% 29-26 76.9%																								
														Deafault Rebounds: 0																								
Technical Fouls: NONE																																						

		OM		Auburn						Period by Period Scoring				
Biggest lead		30 (3 <sup>rd</sup> 2:01)		2 (1 <sup>st</sup> 9:18)		Points from Turnovers		OM Auburn		1st2nd3rd4thTOT				
Best Scoring Run		12(1 <sup>st</sup> 3:11)		9(4 <sup>th</sup> 6:12)		Paint		37 10		OM 26 19 21 19 85				
Lead Changes		1				Second Chance		36 30						
Times Tied		2				Fast Breaks		10 10		Auburn 10 10 21 17 58				
Time with Lead		36:59		01:19		Bench		16 6						
								28 7						

### GAME 14 • at TEXAS A&M

Ole Miss - 58														
Record: 10-4 (1-1)														
NO. Name	Min	FG M/A	3P M/A	FT M/A	Rebounds OR DR TOT	Fouls PF FD	TP	AS	TO	ST	Blocks BS BA	+/-	Shooting By Period	
7 Starr Jacobs	F 32:32	4-8	0-0	3-3	2 2 4	2 3 11	0	0	0	0	1	0	-2	1 <sup>st</sup> FG% 9-18 50.0%
24 Madison Scott	F 35:54	5-14	0-0	4-6	2 3 5	2 3 14	2	2	0	0	0	4	3PT% 2-4 50.0%	
0 Sira Thienou	G 30:52	4-11	0-2	2-2	2 2 4	4 4 10	2	2	3	0	1	7	FT% 2-3 66.7%	
2 Tameiya Sadler	G 28:23	2-9	2-5	0-0	1 5 6	2 0 6	2	2	3	0	1	-8	2 <sup>nd</sup> FG% 6-9 66.7%	
3 Kennedy Todd-Williams	G 38:09	2-6	0-2	3-6	1 1 2	1 3 7	1	3	1	0	1	-4	3PT% 1-1 100.0%	
1 Kirsten Deans	18:50	2-4	2-3	3-3	0 1 1	0 1 9	0	1	0	1	0	-1	FT% 6-6 100.0%	
12 Christen Iwuala	07:28	0-1	0-0	1-2	1 2 3	2 3 3	0	1	0	0	0	1	3 <sup>rd</sup> FG% 4-14 28.6%	
20 Ayanna Thompson	03:46	0-0	0-0	0-0	1 0 1	0 0 0	0	0	1	0	0	0	3PT% 1-4 25.0%	
33 Kharyssa Richardson	04:06	0-0	0-0	0-0	0 0 0	1 0 0	0	0	0	1	0	-6	FT% 2-4 50.0%	
Team					2 4 6	0 0 0	0	0	1	0	0	0	4 <sup>th</sup> FG% 0-12 0.0%	
Totals		19-53	4-12	16-22	12 20 32	14 17	58	8	14	9	1	5	-2	3PT% 0-3 0.0%
Technical Fouls: NONE														
FT% 6-9 66.7%														
GM FG% 19-53 35.8%														
3PT% 4-12 33.3%														
FT% 16-22 72.7%														

Texas A&M - 60															
Record: 6-6 (1-1)															
Lead all Rebounds: 3, 1															
NO.	Name	Min	FG M-A	3P M-A	FT M-A	Rebounds OR DR TOT	Fouls PF FD	TP	AS	TO	ST	Blocks BS BA	+/-		
32	Lauren Ware	F 13:47	0-1	0-0	0-0	1 4 5	3 0 0	0	1	0	2	2	0	-1	<b>Shooting By Period</b> <b>1<sup>st</sup> FG%</b> 6-13 46.2% <b>3PT%</b> 0-2 0.0% <b>FT%</b> 0-0 0%
5	Aicha Coulibaly	G 35:34	3-13	1-2	1-2	1 4 5	2 1 8	2	1	0	0	0	7		
15	Solé Williams	G 28:21	5-11	2-5	6-8	0 2 2	2 4 18	1	4	1	0	0	12		
20	Jahara Kent	G 33:23	3-6	1-3	2-4	1 3 4	1 4 9	0	2	1	0	0	2		<b>2<sup>nd</sup> FG%</b> 4-9 44.4% <b>3PT%</b> 0-0 0.0% <b>FT%</b> 5-6 83.3%
24	Sanae Jones	G 28:35	2-8	0-4	1-2	3 6 9	3 2 5	0	0	1	0	0	5		
3	Erica Moon	11:33	0-1	0-0	0-0	0 0 0	2 0 0	0	0	0	1	0	-10		
13	Jada Malone	26:41	7-7	0-0	0-0	4 3 7	2 1 14	0	2	1	0	0	3		<b>3<sup>rd</sup> FG%</b> 5-17 29.4% <b>3PT%</b> 1-7 14.3% <b>FT%</b> 4-6 66.7%
21	Taliyah Parker	11:53	1-3	0-1	2-2	1 0 1	0 0 4	0	1	0	0	2	0		
23	Amirah Abdur-Rahim	03:31	1-2	0-0	0-0	1 0 1	0 0 2	0	1	0	0	0	0		
7	Kyndal Hunter	06:42	0-2	0-1	0-0	0 1 1	2 1 0	0	0	2	0	0	1	-5	<b>4<sup>th</sup> FG%</b> 7-15 46.7% <b>3PT%</b> 3-7 42.9% <b>FT%</b> 3-6 50% <b>GM FG%</b> 22-54 40.7% <b>3PT%</b> 4-16 25.0% <b>FT%</b> 12-19 63.2%
Team						0 2 2	0 0 0	0	0	3	0	0	0		
Totals			22-54	4-16	12-18	12 25 37	17 14	60	7	17	6	5	1	2	
Technical Fouls: NONE															

		OM	TAMU			Points from Turnovers	OM	TAMU	Period by Period Scoring				
Biggest lead		16 (2 <sup>nd</sup> 0:20)	4 (4 <sup>th</sup> 0:52)	Paint		24	26	1st2nd3rd4thTOT					
Best Scoring Run		7(1 <sup>st</sup> 3:29)	12(4 <sup>th</sup> 5:27)	Second Chance		3	14	OM 22 19 11 6 58					
Lead Changes		3		Fast Breaks		6	2	TAMU 12 13 15 20 60					
Times Tied		3		Bench		10	20						
Time with Lead		34:45	02:50										

### GAME 15 • vs. VANDERBILT

Vanderbilt - 59													Record: 14-3 (1-2)													
NO. Name	Min	FG M-A	3P M-A	FT M-A	Rebounds OR DR TOT	Fouls PF FD	TP	AS	TO	ST	Blocks BS BA	+/-	Shooting By Period													
10 Jane Nwabara	F 10:43	1-1	0-0	0-0	0 0 0	0 0 0	2	0	1	1	0	0	-17	1 <sup>st</sup> FG% 4-13 30.8%												
12 Kameli Pierre	F 25:36	5-12	0-0	1-3	1 2 3	4 4	11	1	0	2	1	10	-10	3PT% 2-6 33.3%												
11 Mikayla Blakes	G 36:11	8-16	2-7	1-2	1 4 5	3 3	19	2	5	1	0	1	-25	FT% 1-2 50%												
23 Jordyn Oliver	G 32:40	0-2	0-0	0-0	1 2 3	0 1 1	0	6	2	1	0	0	-19	2 <sup>nd</sup> FG% 5-10 50.0%												
23 Iyana Moore	G 37:52	5-13	2-7	2-2	0 4 4	0 3 14	2	3	2	3	0	0	-27	3PT% 0-3 0.0%												
5 Leilani Kapinus	17:27	1-2	0-0	1	1 2 3	3 2 2	0	3	0	0	0	0	-4	FT% 4-4 100%												
14 Aiyana Mitchell	12:10	1-1	0-0	0-0	0 3 3	1 0 2	1	1	1	0	0	0	-4	3 <sup>rd</sup> FG% 5-14 35.7%												
22 Madeline Greene	23:25	2-5	0-2	0-6	1 2 3	1 4 9	4	5	2	0	0	0	-19	3PT% 0-4 0.0%												
13 Justine Pissott	04:09	0-1	0-1	0-0	0 0 0	0 0 0	0	0	1	0	0	0	-4	FT% 2-4 50%												
30 Trinity Wilson	02:40	0-0	0-0	0-0	0 0 0	1 0 0	0	0	1	0	0	0	-5	4 <sup>th</sup> FG% 9-16 56.3%												
														3PT% 2-4 50.0%												
														FT% 2-4 50%												
Total		23-53	4-17	9-14	2 0 2	13 17 59	16	23	9	1	3	28		GM FG% 23-53 43.4%												
Totals														3PT% 4-17 23.5%												
														FT% 9-14 64.3%												
														Technical Fouls: NONE												



### GAME 21 • at VANDERBILT

Ole Miss - 76														
Record: 15-6 (6-3)														
NO.	Name	Min	FG	3P	FT	Rebounds	Fouls	TP	AS	TO	ST	Blocks	BS	BA
7	Starr Jacobs	F 34:36	12-13	0-0	0-2	5	5	10	4	3	24	0	2	3
24	Madison Scott	F 36:26	7-11	0-0	2-2	3	3	6	3	2	16	3	1	2
0	Sira Thienou	G 15:34	2-5	0-1	2-2	1	1	2	3	1	6	1	0	1
2	Tameiya Sadler	G 31:52	3-6	1-2	0-0	1	1	2	2	2	7	3	1	1
3	Kennedy Todd-Williams	G 34:21	2-11	0-3	4-4	1	2	3	1	4	8	3	3	2
20	Ayanna Thompson	G 02:13	0-0	0-0	0-0	0	1	1	0	0	0	0	1	0
1	Kirsten Deans	20:26	1-7	1-6	2-2	0	3	3	1	1	5	2	1	1
12	Christeen Iwuala	15:59	4-5	0-0	0-1	1	3	4	1	2	8	3	1	0
13	Mariyah Noel	06:33	1-1	0-0	0-0	0	0	0	0	0	2	0	1	1
Team														
Totals														

Technical Fouls:NONE

Shooting By Period		
1 <sup>st</sup> FG%	6-14	42.9%
3PT%	0-1	0.0%
FT%	0-2	0%
2 <sup>nd</sup> FG%	9-15	60.0%
3PT%	0-2	0.0%
FT%	2-2	100%
3 <sup>rd</sup> FG%	10-14	71.4%
3PT%	1-3	33.3%
FT%	4-6	66.7%
4 <sup>th</sup> FG%	7-16	43.8%
3PT%	1-6	16.7%
FT%	4-4	100%
GM FG%	32-59	54.2%
3PT%	10-14	71.4%
FT%	10-14	71.4%

Dead Ball Rebounds: 2.0

Vanderbilt - 61														
Record: 16-5 (5-4)														
NO.	Name	Min	FG	3P	FT	Rebounds	Fouls	TP	AS	TO	ST	Blocks	BS	BA
10	Jane Nwaba	F 08:52	0-0	0-0	0-0	0	1	1	1	1	0	1	1	0
12	Khamil Pierre	F 35:10	11-18	0-0	2-2	2	5	7	1	1	24	0	2	3
11	Mikayla Blakes	G 29:45	5-9	0-2	6-7	0	2	2	3	6	16	1	6	1
11	Jordyn Oliver	G 37:37	1-2	0-0	1-2	0	1	1	1	1	3	1	3	0
23	Iyana Moore	G 39:06	3-13	1-4	3-3	2	2	4	2	3	10	1	3	1
5	Lellani Kapinus	20:17	1-2	0-0	1-2	0	2	2	3	2	3	0	1	0
4	Madison Greene	11:09	2-4	1-2	0-0	1	1	2	0	0	5	0	2	0
13	Justine Pissott	10:20	0-1	0-1	0-0	0	1	1	2	0	0	2	2	0
14	Aiyana Mitchell	07:44	0-0	0-0	0-0	1	1	2	2	1	0	0	1	0
Team														
Totals														

Technical Fouls:NONE

Shooting By Period		
1 <sup>st</sup> FG%	3-13	23.1%
3PT%	0-4	0.0%
FT%	5-6	83.3%
2 <sup>nd</sup> FG%	4-12	33.3%
3PT%	1-3	33.3%
FT%	1-2	50%
3 <sup>rd</sup> FG%	7-12	58.3%
3PT%	1-2	50.0%
FT%	5-5	100%
4 <sup>th</sup> FG%	9-12	75.0%
3PT%	0-0	0.0%
FT%	2-3	66.7%
GM FG%	23-49	46.9%
3PT%	2-9	22.2%
FT%	13-16	81.3%

Dead Ball Rebounds: 3.0

MISS		VANDY	
Biggest lead	20 (4 <sup>th</sup> 4:45)	1 (1 <sup>st</sup> 1:24)	
Best Scoring Run	8 (2 <sup>nd</sup> 5:49)	5 (4 <sup>th</sup> 3:33)	
Lead Changes	2		
Times Tied	3		
Time with Lead	37:30	00:44	

### GAME 23 • vs. KENTUCKY

Kentucky - 57														
Record: 19-3 (8-2)														
NO.	Name	Min	FG	3P	FT	Rebounds	Fouls	TP	AS	TO	ST	Blocks	BS	BA
7	Teonni Key	F 36:53	7-11	2-2	2-2	0	10	10	2	3	18	2	5	3
32	Amelia Hassett	F 29:15	0-0	0-0	0-0	1	4	5	4	0	0	3	0	2
13	Clara Strack	C 37:55	6-15	1-4	0-0	2	8	10	1	2	13	3	1	1
3	Georgia Amore	G 34:43	7-16	1-5	0-0	0	0	4	4	2	15	5	0	1
10	Dazia Lawrence	G 38:23	4-11	0-3	1-2	0	2	2	0	2	9	2	2	0
2	Sariah Tyler	18:14	1-2	0-0	0-0	0	2	2	2	0	2	1	0	0
17	Clara Silva	04:36	0-1	0-0	0-0	0	0	0	1	0	0	0	0	1
Team														
Totals														

Technical Fouls:NONE

Shooting By Period		
1 <sup>st</sup> FG%	10-15	66.7%
3PT%	2-3	66.7%
FT%	0-0	0%
2 <sup>nd</sup> FG%	6-13	46.2%
3PT%	2-3	66.7%
FT%	1-2	50%
3 <sup>rd</sup> FG%	5-16	31.3%
3PT%	0-3	0.0%
FT%	0-0	0%
4 <sup>th</sup> FG%	4-12	33.3%
3PT%	0-5	0.0%
FT%	2-2	100%
GM FG%	25-56	44.6%
3PT%	4-14	28.6%
FT%	3-4	75.0%

Dead Ball Rebounds: 1.0

Ole Miss - 66														
Record: 16-7 (7-4)														
NO.	Name	Min	FG	3P	FT	Rebounds	Fouls	TP	AS	TO	ST	Blocks	BS	BA
7	Starr Jacobs	F 31:43	3-9	0-0	2-2	7	2	9	2	4	8	0	0	2
12	Christeen Iwuala	F 21:45	3-10	0-0	2-2	1	4	5	0	1	8	0	2	0
24	Madison Scott	F 35:46	9-22	0-2	4-4	2	4	6	0	2	22	2	0	2
0	Sira Thienou	G 26:52	3-13	0-2	1-2	4	5	9	3	1	7	3	0	4
3	Kennedy Todd-Williams	G 27:01	3-9	1-3	1-2	3	6	9	1	3	8	4	1	1
2	Tameiya Sadler	14:29	0-1	0-1	0-0	0	2	2	1	0	0	3	1	0
35	Rhema Collins	03:03	1-3	0-0	0-1	2	0	2	0	1	2	0	0	1
1	Kirsten Deans	19:37	2-6	1-4	4-4	2	0	2	2	2	9	1	1	2
13	Mariyah Noel	17:35	1-4	0-2	0-0	1	1	2	0	0	2	1	3	0
33	Kharissa Richardson	02:09	0-0	0-0	0-0	0	0	0	0	0	0	0	0	0
Team														
Totals														

Technical Fouls:NONE

Shooting By Period		
1 <sup>st</sup> FG%	8-24	33.3%
3PT%	0-3	0.0%
FT%	2-3	66.7%
2 <sup>nd</sup> FG%	4-15	26.7%
3PT%	0-4	0.0%
FT%	5-8	62.5%
3 <sup>rd</sup> FG%	8-25	32.0%
3PT%	1-5	20.0%
FT%	0-0	0%
4 <sup>th</sup> FG%	5-13	38.5%
3PT%	1-2	50.0%
FT%	7-10	70%
GM FG%	25-77	32.5%
3PT%	2-14	14.3%
FT%	14-21	66.7%

Dead Ball Rebounds: 3.0

UK		OM	
Biggest lead	8 (3 <sup>rd</sup> 4:54)	10 (4 <sup>th</sup> 0:44)	
Best Scoring Run	9 (1 <sup>st</sup> 5:20)	9 (4 <sup>th</sup> 8:11)	
Lead Changes	3		
Times Tied	3		
Time with Lead	27:20	10:23	

Points from Turnovers		UK		OM	
Paint	34	38			
Second Chance	5	16			
Fast Breaks	2	12			
Bench	2	13			

Period by Period Scoring				
1st	2nd	3rd	4th	TOT
UK	22	15	10	57
OM	18	13	17	66

### GAME 22 • vs. OKLAHOMA

Oklahoma - 66														
Record: 17-6 (5-5)														
NO.	Name	Min	FG	3P	FT	Rebounds	Fouls	TP	AS	TO	ST	Blocks	BS	BA
6	Sahara Williams	F 24:59	4-8	2-2	4-4	1	7	8	1	4	14	4	3	0
34	Liz Scott	F 18:14	3-5	0-0	4-4	2	3	5	4	4	10	1	2	0
2	Reyna Scott	G 13:14	0-1	0-1	1-2	1	1	2	1	2	1	1	2	0
12	Payton Verhulst	G 36:00	7-18	2-5	3-5	4	6	10	1	7	19	5	2	3
24	Skyler Vann	G 20:36	3-8	1-3	0-0	0	2	2	5	1	7	1	2	1
0	Beatrice Culliton	18:59	2-3	0-0	0-0	2	8	10	3	0	4	1	2	0
1	Neveah Tot	21:22	2-3	1-1	2-4	0	0	0	1	2	7	3	6	0
15	Lexy Keys	22:46	1-2	1-2	0-0	0	2	2	0	0	3	1	2	0
5	Kersten Johnson	08:30	0-0	0-0	0-0	0	1	1	2	0	0	0	2	0
3	Zya Vann	15:20	0-4	0-0	1-2	0	2	2	1	1	0	1	1	0
Team														
Totals														

Technical Fouls:NONE

## GAME 25 • at TENNESSEE

Ole Miss - 71																			
Record: 17-8 (8-5)																			
NO. Name	Min	FG		3P		FT		Rebounds		Fouls		TP	AS	TO	ST	Blocks	BS	BA	+/-
		M/A	P/A	M/A	P/A	M/A	P/A	OR	DR	OT	TR								
7 Starr Jacobs	F 34:13	4-13	0-0	1-2		7	3	10	4	2	9	0	3	1	0	1	0	1	-5
24 Madison Scott	F 36:42	2-11	0-1	6-6		0	9	9	4	3	10	7	2	1	0	0	0	3	3
1 Kirsten Deans	G 31:27	6-16	6-12	4-6		0	3	3	3	3	22	1	1	1	0	0	0	3	3
2 Tameiya Sadler	G 35:37	5-10	2-4	2-5		2	2	4	2	5	14	4	4	4	0	0	0	-8	8
3 Kennedy Todd-Williams	G 31:24	4-8	0-1	3-3		2	2	4	1	4	11	0	4	2	0	0	0	-4	4
0 Sira Thienou	16:04	1-2	0-1	1-2		0	2	2	3	2	3	1	2	0	0	0	0	-7	7
12 Christeen Iwuala	07:41	1-2	0-0	0-0		1	1	2	1	0	2	0	0	1	0	0	0	-8	8
13 Mariyah Noel	02:40	0-1	0-0	0-0		0	0	0	0	0	0	0	2	0	0	0	0	-11	11
33 Kharyssa Richardson	00:48	0-0	0-0	0-0		0	0	0	0	0	0	0	0	0	0	0	0	-5	5
11 Fatu Diallo	03:24	0-1	0-0	0-0		0	1	1	0	0	0	0	0	0	0	0	0	-3	3
Team						5	0	5		0	0	1							
Totals		23-64	8-19	17-24		17	23	40	18	19	71	13	19	11	0	1	0	1	-9
Technical Fouls: NONE																			
Shooting By Period																			
1st FG 30% 3-13 23.1%																			
3PT% 16% 16.7%																			
FT% 0% 0-0																			
2nd FG 5-14 35.7%																			
3PT% 24 50.0%																			
FT% 9-11 81.8%																			
3rd FG 6-16 37.5%																			
3PT% 2-4 50.0%																			
FT% 6-8 75.0%																			
4th FG 9-21 42.9%																			
3PT% 3-5 60.0%																			
FT% 2-5 40%																			
GM FG 23-64 35.9%																			
3PT% 8-19 42.1%																			
FT% 17-24 70.8%																			

Shooting By Period		
1st FG%	3-13	23.1%
3PT%	1-6	16.7%
FT%	0-0	0%
2nd FG%	5-14	35.7%
3PT%	2-4	50.0%
FT%	9-11	81.8%
3rd FG%	6-16	37.5%
3PT%	2-4	50.0%
FT%	6-8	75%
4th FG%	9-21	42.9%
3PT%	3-5	60.0%
FT%	2-5	40%
GM FG%	23-64	35.9%
3PT%	8-19	42.1%
FT%	17-24	70.8%

Dead Ball Rebounds: 7.0

Tennessee - 80																		
Record: 19-6 (9-6)																		
NO. Name	Min	FG		3P		FT		Rebounds		Fouls		TP	AS	TO	ST	Blocks		+/-
		M-A	P-A	M-A	P-A	OR	DR	TOT	PF	FO	BS					BA		
53 Jillian Hollingshead	F 15:60	0-0	0-0	0-0	0-0	2	1	3	0	1	0	0	1	0	0	0	0	-6
0 Jewel Spear	G 27:56	9-11	5-7	5-6	1	0	1	0	1	4	28	1	0	0	0	0	0	14
2 Ruby Whitehorn	G 21:55	3-6	0-1	0-0	0-0	0	0	0	3	2	6	0	0	0	0	0	0	2
3 Samara Spencer	G 32:17	6-15	0-3	1-2	2	8	10	1	3	13	6	5	1	0	0	0	0	-8
55 Talaysia Cooper	G 26:55	5-11	0-1	1-2	1	5	6	2	3	11	6	8	6	0	0	0	0	11
21 Tess Darby	13:25	1-2	1-1	0-0	0-0	0	0	0	1	0	3	0	1	1	0	0	0	-7
33 Alyssa Latham	07:37	0-0	0-0	0-0	2	1	3	4	0	0	0	0	0	0	0	0	0	2
1 Sara Puckett	08:51	0-2	0-0	0-0	0	1	1	3	2	0	0	0	0	0	0	0	0	7
4 Kaniya Boyd	21:04	2-4	0-1	1-2	0	0	0	0	2	1	5	2	1	2	0	0	0	15
11 Zee Spearman	24:00	6-10	0-1	2-3	2	6	8	3	2	14	0	3	0	1	0	0	0	15
Team					0	1	1		0	3		0	1					
Totals		32-61	6-15	10-15	10	23	33	19	18	80	15	20	10	1	0	0	0	9
Technical Fouls: NONE																		
Shooting By Period																		
1 <sup>st</sup> FG		8-20		40.0%														
3PT		1-5		20.0%														
FT		0-0		0%														
2 <sup>nd</sup> FG		7-13		53.8%														
3PT		2-4		50.0%														
FT		1-2		50%														
3 <sup>rd</sup> FG		9-15		60.0%														
3PT		2-4		50.0%														
FT		5-6		83.3%														
4 <sup>th</sup> FG		8-13		61.5%														
3PT		1-2		50.0%														
FT		4-7		57.1%														
GM FG		32-61		52.5%														
3PT		6-15		40.0%														
FT		10-15		66.7%														

Shooting By Period		
1st FG%	8-20	40.0%
3PT%	1-5	20.0%
FT%	0-0	0%
2nd FG%	7-13	53.8%
3PT%	2-4	50.0%
FT%	1-2	50%
3rd FG%	9-15	60.0%
3PT%	2-4	50.0%
FT%	5-6	83.3%
4th FG%	8-13	61.5%
3PT%	1-2	50.0%
FT%	4-7	57.1%
GM FG%	32-61	52.5%
3PT%	6-15	40.0%
FT%	10-15	66.7%

Dead Ball Rebounds: 1.1

		MISS	TENN
Biggest lead	0 (1st 10:00)	17 (4th 7:28)	
Best Scoring Run	7 (2nd 0:39)	9 (1st 1:00)	
Lead Changes	0		
Times Tied	0		
Time with Lead	00:00	39:29	

Period by Period Scoring					
	1st	2nd	3rd	4th	TOT
MISS	7	21	20	23	71
TENN	17	17	25	21	80

## GAME 26 • vs. MISSOURI

Missouri - 66																
Record: 13-16 (2-12)																
NO. Name	Min	FG	3P	FT	Rebounds	Fouls	TP	AS	TO	ST	Blocks	BS	BA	+/		
		M-A	M-A	M-A	OR	DR	PF	FO				BS	BA			
30 Angelique Ngakulundi	F 28:18	5-5	0-0	0-0	2	5	7	3	0	10	0	1	2	0	0	3
0 Grace Slaughter	G 35:33	6-11	2-5	4-4	0	3	3	1	3	18	1	4	0	0	1	-2
4 Lariah Randle	G 37:02	4-10	0-1	3-3	1	5	6	2	5	11	4	3	2	0	2	6
21 Averi Krenke	G 07:03	0-3	0-2	0-0	0	1	1	2	0	0	0	0	0	0	0	1
24 Ashton Judd	G 35:42	6-12	2-5	3-7	1	2	3	5	6	17	5	5	3	0	1	-2
8 Nyah Wilson	20:54	2-3	0-0	0-0	0	1	1	1	1	4	3	3	0	0	0	4
1 DeMya Brown	04:38	0-0	0-0	0-0	0	1	1	0	0	0	1	0	0	0	0	-3
23 Abbey Schreacke	11:09	2-2	2-2	0-2	0	0	0	1	2	6	0	0	0	0	0	-7
34 Hannah Linthacum	02:37	0-1	0-0	0-0	0	0	0	4	0	0	0	0	0	0	1	-6
6 Tilda Spikvist	12:06	0-1	0-0	0-0	0	1	1	0	0	0	2	2	0	0	0	-7
5 Hilke Feldrappe	04:41	0-0	0-0	0-0	0	1	1	0	0	0	3	3	0	0	0	3
7 Lucija Milkovic	00:17	0-0	0-0	0-0	0	0	0	0	0	0	0	0	0	0	0	0
Team					3	5	8		0	2						
Totals		25-48	6-16	10-16	7	25	32	20	17	66	17	23	7	0	5	-2
Technical Fouls: NONE																
Shooting By Period																
1st FG% 5-10 50.0%																
3PT% 2-4 50.0%																
FT% 6-8 75.0%																
2nd FG% 9-12 75.0%																
3PT% 1-2 50.0%																
FT% 3-3 100%																
3rd FG% 4-11 36.4%																
3PT% 3-5 60.0%																
FT% 0-2 0%																
4th FG% 7-15 46.7%																
3PT% 0-5 0.0%																
FT% 1-3 33.3%																
GM FG% 25-48 52.1%																
3PT% 6-16 37.5%																
FT% 16-18 88.9%																

Dead Ball Rebounds: 4.0

Ole Miss - 68																
Record: 18-9 (9-5)																
NO. Name	Min	FG	3P	FT	Rebounds	Fouls	TP	AS	TO	ST	Blocks	BS	BA	+/		
7 Starr Jacobs	F 32:45	9-13	0-0	4-8	3	1	4	4	6	22	2	3	4	0	0	8
24 Madison Scott	F 21:18	2-5	0-0	0-2	1	4	5	3	2	4	1	1	1	0	0	-13
1 Kirsten Deans	G 24:23	3-7	1-4	1-2	1	2	3	1	8	3	0	3	0	0	0	23
2 Tameiya Sadler	G 31:39	1-4	0-1	0-0	0	2	2	1	0	2	5	3	3	1	0	-8
3 Kennedy Todd-Williams	G 33:04	5-11	0-3	2-5	0	3	3	2	4	12	1	3	0	2	0	8
0 Sira Thienou	28:27	3-12	0-4	0-0	5	0	5	0	5	2	2	2	1	0	0	-7
12 Christeen Iwuala	20:20	4-8	0-0	2-3	4	3	7	2	3	10	1	0	1	0	0	7
20 Ayanna Thompson	03:11	1-1	0-0	0-0	0	0	0	0	0	2	0	0	0	0	0	-3
13 Mariyah Noel	01:06	0-0	0-0	0-0	0	0	0	0	0	1	0	0	0	0	0	0
33 Kharyssa Richardson	03:47	0-1	0-0	2-2	0	0	0	0	2	2	0	0	0	1	0	-5
Team					3	4	7		0	0						
Totals		28-62	1-12	11-22	17	18	35	18	20	68	15	12	14	5	0	2
Technical Fouls: NONE																
Shooting By Period																
1st FG: 6-16 37.5%																
3PT%: 0-4 0.0%																
FT%: 6-9 66.7%																
2nd FG: 5-16 31.3%																
3PT%: 0-3 0.0%																
FT%: 2-2 100%																
3rd FG: 13-19 68.4%																
3PT%: 1-2 50.0%																
FT%: 2-3 66.7%																
4th FG: 4-11 36.4%																
3PT%: 0-3 0.0%																
FT%: 1-9 12.5%																
GMFG%: 26-62 42.0%																
3PT%: 1-12 8.3%																
FT%: 11-22 50.0%																

Dead Ball Rebounds: 5.0

		MU	OM
Biggest lead	10 (2nd 2:05)	10 (4th 9:41)	
Best Scoring Run	9 (2nd 2:05)	12 (3rd 5:08)	
Lead Changes	4		
Times Tied	6		
Time with Lead	14:50	20:36	

Points from	MU	OM	Period by Period Scoring					
Turnovers	14	20		1st	2nd	3rd	4th	TOT
Paint	32	44	MU	18	22	11	15	66
Second Chance	11	18						
Fast Breaks	0	6						
Bench	10	20	OM	18	12	29	9	68

## GAME 27 • vs. SOUTH CAROLINA

South Carolina - 75																
Record: 26-3 (14-1)																
NO. Name	Min	FG	3P	FT	Rebounds	Fouls	TP	AS	TO	ST	Blocks	BS	BA	+/		
20 Sania Feagin	F 26:48	10-13	0-0	2-3	2	4	6	0	2	22	0	2	0	5	0	12
21 Chloe Kitts	F 33:52	6-10	1-1	3-3	3	10	13	2	2	16	10	5	4	1	0	25
0 Te-Hina Paopao	G 27:24	1-9	1-3	2-2	2	2	0	1	5	4	2	0	3	0	0	18
23 Bree Hall	G 31:03	2-4	0-0	0-0	0	3	3	0	1	4	1	0	2	0	1	25
25 Raven Johnson	G 23:37	2-3	0-0	0-0	1	1	2	0	0	4	4	2	2	1	0	10
5 Tessa Johnson	15:44	1-5	0-0	0-0	0	1	1	1	2	2	1	0	0	1	1	-1
8 Joyce Edwards	15:06	3-9	0-0	4-6	1	1	2	4	5	10	0	1	1	2	4	-3
12 Mileyasia Fuiyuli	20:41	3-10	1-2	2-2	1	2	3	1	3	9	0	1	0	0	2	-3
1 Maddy McDaniel	03:17	1-1	0-0	1-1	0	0	0	1	1	3	0	1	0	0	0	0
30 Maryam Dauda	02:29	0-0	0-0	0-0	0	0	0	0	0	0	0	0	0	0	0	-2
Total		29-64	3-6	14-17	15	26	41	9	17	75	20	15	10	8	9	16
Technical Fouls: NONE																
Shooting By Period																
1 <sup>st</sup> FG% 9-21 42.9%																
3P <sup>th</sup> 1-1 100.0%																
FT% 0-0 0%																
2 <sup>nd</sup> FG% 7-18 38.9%																
3P <sup>th</sup> 1-1 100.0%																
FT% 3-4 75%																
3 <sup>rd</sup> FG% 6-12 50.0%																
3P <sup>th</sup> 1-2 50%																
FT% 5-5 100%																
4 <sup>th</sup> FG% 7-13 53.8%																
3P <sup>th</sup> 0-0 0%																
FT% 6-8 75%																
GM FG% 29-64 45.3%																
3P <sup>th</sup> 3-6 50%																
FT% 14-17 82.4%																



0

sira

THIENOU

Bamako, Mali • Shining Stars Academy (Va.)

Freshman • Guard • 6-0



NOTES

HIGH SCHOOL

- Attended Shining Star Sports Academy in Petersburg, Va.
- Averaged 21.2 points, 3.6 assists and 9.0 rebounds as a senior
- Named the NISSA Conference Player of the Year in 2024
- Represented Mali in the 2023 FIBA Women's Basketball U19 World Cup, leading her team to its second-straight top-five finish

PERSONAL

- Born Jan. 9, 2004
- Daughter of Wassata Touré

SEASON GAME-BY-GAME																					
Opponent	Date	GS	MIN	Total		3-Pointers		Free throws		Rebounds				PF	A	TO	BLK	STL	PTS		
				FG-FGA	PCT	3FG-3FGA	PCT	FT-FTA	PCT	OFF	DEF	TOT	AVG								
vs Southern California	11/04/2024		18:45	2-8	.250	0-0	.000	2-2	1.000	4	0	4	4.0	2	1	1	0	2	6		
Ark.-Pine Bluff	11/10/2024	*	16:58	2-3	.667	1-1	1.000	1-2	.500	0	6	6	5.0	1	3	2	1	1	6		
at Delaware St.	11/14/2024		16:10	5-7	.714	2-3	.667	1-2	.500	1	2	3	4.3	2	1	0	0	1	13		
Jackson St.	11/18/2024	*	21:21	7-8	.875	0-0	.000	2-4	.500	2	2	4	4.3	3	1	0	0	3	16		
vs Boston College	11/25/2024	*	26:08	7-12	.583	2-4	.500	0-0	.000	5	3	8	5.0	2	2	0	0	3	16		
vs UConn	11/27/2024	*	22:08	1-9	.111	0-6	.000	0-0	.000	2	2	4	4.8	1	1	1	0	2	2		
Alabama St.	11/30/2024		18:53	6-9	.667	1-2	.500	3-4	.750	3	3	6	5.0	1	5	1	0	4	16		
at NC State	12/05/2024		24:45	1-5	.200	0-1	.000	4-4	1.000	2	3	5	5.0	4	0	0	0	2	6		
Tennessee St.	12/08/2024	*	25:07	4-7	.571	2-2	1.000	2-4	.500	3	3	6	5.1	1	2	1	0	4	12		
South Alabama	12/15/2024	*	29:52	7-8	.875	2-2	1.000	7-8	.875	2	5	7	5.3	2	2	0	0	1	23		
Mississippi Val.	12/21/2024	*	26:16	7-15	.467	3-6	.500	1-1	1.000	4	3	7	5.5	3	3	0	1	4	18		
Alcorn	12/30/2024	*	22:00	5-6	.833	0-0	.000	3-3	1.000	2	2	4	5.3	1	4	1	2	1	13		
at Auburn	01/02/2025	*	40:00	5-9	.556	0-2	.000	2-6	.333	1	4	5	5.3	3	1	1	1	7	12		
at Texas A&M	01/05/2025	*	30:52	4-11	.364	0-2	.000	2-2	1.000	2	2	4	5.2	4	2	2	0	3	10		
Vanderbilt	01/09/2025	*	26:47	7-10	.700	1-3	.333	1-2	.500	1	3	4	5.1	4	4	2	0	0	16		
Alabama	01/12/2025	*	24:38	4-9	.444	0-2	.000	0-0	.000	1	2	3	5.0	4	2	4	0	2	8		
Florida	01/16/2025	*	31:03	12-17	.706	5-6	.833	0-0	.000	2	3	5	5.0	2	5	2	0	7	29		
at Mississippi St.	01/19/2025	*	36:14	5-10	.500	0-3	.000	0-0	.000	0	3	3	4.9	2	4	2	1	9	10		
Texas	01/26/2025	*	33:35	5-9	.556	2-4	.500	2-2	1.000	1	1	2	4.7	4	2	1	0	3	14		
at Georgia	01/30/2025	*	30:23	1-7	.143	1-3	.333	1-2	.500	3	0	3	4.7	3	2	3	0	0	4		
at Vanderbilt	02/02/2025	*	15:34	2-5	.400	0-1	.000	2-2	1.000	1	1	2	4.5	3	1	0	0	1	6		
Oklahoma	02/06/2025	*	29:25	4-10	.400	0-3	.000	2-4	.500	2	2	4	4.5	5	3	4	0	3	10		
Kentucky	02/10/2025	*	26:52	3-13	.231	0-2	.000	1-2	.500	4	5	9	4.7	3	3	0	1	4	7		
at Arkansas	02/13/2025	*	12:04	3-7	.429	1-2	.500	0-0	.000	1	0	1	4.5	2	1	0	0	1	7		
at Tennessee	02/16/2025		16:04	1-2	.500	0-1	.000	1-2	.500	0	2	2	4.4	3	1	2	0	1	3		
Missouri	02/23/2025		28:27	3-12	.250	0-4	.000	0-0	.000	5	0	5	4.5	2	2	2	1	2	6		
South Carolina	02/27/2025		29:15	7-10	.700	1-1	1.000	0-2	.000	2	6	8	4.6	2	1	5	0	0	15		
at LSU	03/02/2025	*	31:22	1-5	.200	0-2	.000	1-2	.500	4	5	9	4.8	2	0	2	0	4	3		
Totals			21	710:59	121-243	.498	24-68	.353	41-62	.661	60	73	133	4.8	71	59	39	8	75	307	11.0

THE THIENOU FILE	
BIRTHDAY	JAN. 9, 2004
MAJOR	ENTREPRENEURSHIP
OTHER REBELS TO WEAR #0	

Shakira Austin	2021-22
Gabby Crawford	2019
Kiara Golden	2014-16

CAREER HIGHS

Points: 29, vs. Florida (01/16/25)  
Rebounds: 9, 2x, MR: at #7 LSU (03/02/25)  
Assists: 5, 2x, MR: vs. Florida (01/16/25)  
Steals: 9, at Mississippi St. (01/19/25)  
Blocks: 2, vs. Alcorn St. (12/30/24)  
Field Goals: 12, vs. Florida (01/16/25)  
Free Throws: 7, vs. South Alabama (12/15/24)  
Three Pointers: 5, vs. Florida (01/16/25)

SEASON HIGHS

Points: 29, vs. Florida (01/16/25)  
Rebounds: 9, 2x, MR: at #7 LSU (03/02/25)  
Assists: 5, 2x, MR: vs. Florida (01/16/25)  
Steals: 9, at Mississippi St. (01/19/25)  
Blocks: 2, vs. Alcorn St. (12/30/24)  
Field Goals: 12, vs. Florida (01/16/25)  
Free Throws: 7, vs. South Alabama (12/15/24)  
Three Pointers: 5, vs. Florida (01/16/25)

SEASON SUPERLATIVES

Double-Figure Points: 16x, MR: vs. #6 South Carolina (02/27/25)  
Double-Figure Rebounds: --  
Double-Doubles: --  
5+ Rebounds: 13x, MR: at #7 LSU (03/02/25)  
5+ Assists: 2x, MR: vs. Florida (01/16/25)  
Led Team in Points: 6x, MR: vs. #6 South Carolina (02/27/25)  
Led Team in Rebounds: 3x, MR: at #7 LSU (03/02/25)  
Led Team in Assists: 3x, MR: at Mississippi St. (01/19/25)

CAREER STATS																			
			Field Goals		3-Point		F-Throws		Rebounds				Scoring						
SEASON	TEAM	GP-GS	MIN/AVG	FG-FGA	FG%	3FG-3FGA	3FG%	FT-FTA	FT%	OFF	DEF	TOT	AVG	PF-FO	A	TO	BLK	STL	PTS
2024-25	UM	28-21	711/25.4	121-243	.498	24-68	.353	41-62	.661	60	73	133	4.8	71-1	59	39	8	75	307
TOTAL		28-21	711/25.4	121-243	.498	24-68	.353	41-62	.661	60	73	133	4.8	71-1	59	39	8	75	307

38 GAME 29 • SEC TOURNAMENT SECOND ROUND • MARCH 6

1<sup>kk</sup>  
DEANS

Greensboro, N.C. • Connections Academy • Florida

Graduate • Guard • 5-8

Ole Miss

NOTES

- 2023-24 (GRADUATE)

  - Started six games for the Rebels
  - Dropped the season highs in points (16) and assists (eight) against Temple
  - Scored double-digit points three times
- AT FLORIDA

  - Spent one season with the Gators, appearing in 34 games
  - Led UF in scoring with 14.1 points per game
  - Scored a career-high 30 points against LSU
  - Tallied seven games with 20 or more points
- AT WEST VIRGINIA

  - Played three seasons for the Mountaineers
  - Two-time All-Big 12 Honorable Mention
  - Averaged a team best in points with 14.5 points per game as a junior
  - Carried WVU in three-point field goal percentage as a sophomore (41.5%)
- HIGH SCHOOL

  - Rated as a five-star prospect by ESPN's HoopGurlz
  - Ranked as the No. 10 combo guard by the Collegiate Firls Basketball Report
- PERSONAL

  - Born Oct. 27, 2001
  - Daughter of Kim and Greg Deans
  - Has two brothers, Jerrell and Keynon

SEASON GAME-BY-GAME

Opponent	Date	GS	MIN	Total		3-Pointers		Free throws		Rebounds				PF	A	TO	BLK	STL	PTS	AVG
				FG-FGA	PCT	3FG-3FGA	PCT	FT-FTA	PCT	OFF	DEF	TOT	AVG							
vs Southern California	11/04/2024	*	32:49	5-15	.333	4-12	.333	5-5	1.000	1	2	3	3.0	5	3	4	1	1	19	19.0
Ark.-Pine Bluff	11/10/2024		14:38	5-8	.625	3-6	.500	3-4	.750	2	5	7	5.0	0	2	1	0	1	16	17.5
at Delaware St.	11/14/2024	*	22:06	2-6	.333	2-4	.500	0-0	.000	1	2	3	4.3	0	7	0	2	2	6	13.7
Jackson St.	11/18/2024	*	21:54	3-6	.500	2-5	.400	2-2	1.000	0	2	2	3.8	1	3	3	0	3	10	12.8
vs Boston College	11/25/2024	*	17:48	4-10	.400	1-6	.167	6-6	1.000	1	2	3	3.6	2	2	2	0	0	15	13.2
vs UConn	11/27/2024	*	31:42	7-18	.389	3-9	.333	0-0	.000	0	0	0	3.0	4	0	1	0	2	17	13.8
Alabama St.	11/30/2024	*	15:47	1-6	.167	0-5	.000	0-0	.000	0	2	2	2.9	2	3	3	0	0	2	12.1
at NC State	12/05/2024	*	20:58	3-8	.375	0-4	.000	2-2	1.000	2	2	4	3.0	1	3	3	0	3	8	11.6
Tennessee St.	12/08/2024		17:16	2-5	.400	1-2	.500	0-0	.000	0	1	1	2.8	1	5	1	0	0	5	10.9
South Alabama	12/15/2024		15:23	0-3	.000	0-2	.000	1-2	.500	1	2	3	2.8	0	4	3	0	1	1	9.9
Mississippi Val.	12/21/2024		20:54	1-5	.200	0-4	.000	0-0	.000	0	0	0	2.5	2	3	1	0	0	2	9.2
Alcorn	12/30/2024		23:32	2-5	.400	1-4	.250	0-0	.000	0	3	3	2.6	2	6	0	0	1	5	8.8
at Auburn	01/02/2025		26:29	6-9	.667	4-7	.571	4-5	.800	0	0	0	2.4	0	2	3	0	2	20	9.7
at Texas A&M	01/05/2025		18:50	2-4	.500	2-3	.667	3-3	1.000	0	1	1	2.3	0	1	0	0	1	9	9.6
Vanderbilt	01/09/2025		17:26	2-4	.500	1-3	.333	0-0	.000	0	2	2	2.3	2	1	3	0	1	5	9.3
Alabama	01/12/2025		17:32	4-11	.364	3-8	.375	2-2	1.000	1	1	2	2.3	4	2	3	0	0	13	9.6
Florida	01/16/2025		13:31	2-4	.500	1-2	.500	0-1	.000	0	1	1	2.2	2	1	0	0	1	5	9.3
at Mississippi St.	01/19/2025		13:21	0-4	.000	0-4	.000	2-2	1.000	0	3	3	2.2	0	2	1	0	1	2	8.9
Texas	01/26/2025		17:57	1-4	.250	1-4	.250	0-0	.000	0	1	1	2.2	0	1	1	0	1	3	8.6
at Georgia	01/30/2025		16:23	2-5	.400	2-5	.400	2-2	1.000	0	1	1	2.1	0	0	0	0	0	8	8.6
at Vanderbilt	02/02/2025		20:26	1-7	.143	1-6	.167	2-2	1.000	0	3	3	2.1	1	2	1	0	1	5	8.4
Oklahoma	02/06/2025		10:13	0-3	.000	0-2	.000	0-0	.000	0	3	3	2.2	2	1	2	0	0	0	8.0
Kentucky	02/10/2025		19:37	2-6	.333	1-4	.250	4-4	1.000	2	0	2	2.2	2	1	1	0	2	9	8.0
at Arkansas	02/13/2025	*	23:20	6-11	.545	3-5	.600	0-0	.000	0	4	4	2.3	1	5	0	0	1	15	8.3
at Tennessee	02/16/2025	*	31:27	6-16	.375	6-12	.500	4-6	.667	0	3	3	2.3	3	1	1	0	1	22	8.9
Missouri	02/23/2025	*	24:23	3-7	.429	1-4	.250	1-2	.500	1	1	2	2.3	3	3	0	0	3	8	8.8
South Carolina	02/27/2025		24:36	3-10	.300	2-6	.333	0-0	.000	0	0	0	2.2	4	6	0	0	1	8	8.8
at LSU	03/02/2025	*	16:49	4-12	.333	3-10	.300	6-6	1.000	1	0	1	2.1	4	3	0	0	1	17	9.1
Totals			11 567:07	79-212	.373	48-148	.324	49-56	.875	13	47	60	2.1	48	73	38	3	31	255	9.1

THE DEANS FILE	
BIRTHDAY	OCT. 27, 2001
MAJOR	ATHLETIC ADMINISTRATION
OTHER REBELS TO WEAR #1	

Sarah Dumitrescu	2020-21
Bree Glover	2017-18
Lashonda Monk	2022
Shae Nelson	2010

CAREER HIGHS

Points: 30, 2x, MR: vs. LSU (02/19/23)  
Rebounds: 10, at Ole Miss (02/05/23)  
Assists: 10, 2x, MR: at Wake Forest (03/20/23)  
Steals: 7, vs. Saint Francis (PA) (11/16/21)  
Blocks: 2, 4x, MR: at Delaware St. (11/14/24)  
Field Goals: 12, at Texas (02/06/21)  
Free Throws: 9, at Arkansas (01/05/23)  
Three Pointers: 7, vs. Oklahoma (12/21/22)

SEASON HIGHS

Points: 22, at #15 Tennessee (02/16/25)  
Rebounds: 7, vs. UAPB (11/10/24)  
Assists: 7, at Delaware St. (11/14/24)  
Steals: 3, 3x, MR: vs. Missouri (02/23/25)  
Blocks: 2, at Delaware St. (11/14/24)  
Field Goals: 7, vs. UConn (11/27/24)  
Free Throws: 6, 2x, MR: at #7 LSU (03/02/25)  
Three Pointers: 6, at #15 Tennessee (02/16/25)

SEASON SUPERLATIVES

Double-Figure Points: 10x, MR: at #7 LSU (03/02/25)  
Double-Figure Rebounds: --  
Double-Doubles: --  
5+ Rebounds: 1x, vs. UAPB (11/10/24)  
5+ Assists: 5x, MR: vs. #6 South Carolina (02/27/25)  
Led Team in Points: 5x, MR: at #15 Tennessee (02/16/25)  
Led Team in Rebounds: --  
Led Team in Assists: 5x, MR: vs. #6 South Carolina (02/27/25)

CAREER STATS

				Field Goals		3-Point		F-Throws		Rebounds									Scoring	
SEASON	TEAM	GP-GS	MIN/AVG	FG-FGA	FG%	3FG-3FGA	3FG%	FT-FTA	FT%	OFF	DEF	TOT	AVG	PF-FO	A	TO	BLK	STL	PTS	AVG
2019-20	WVU	29-1	499/17.2	52-156	.333	15-55	.273	37-52	.712	26	54	80	2.8	74-2	46	40	5	23	156	5.4
2020-21	WVU	27-27	929/34.4	126-277	.455	44-106	.415	75-89	.843	19	86	105	3.9	78-1	104	79	4	36	371	13.7
2021-22	WVU	18-18	550/30.6	90-221	.407	27-86	.314	54-60	.900	7	43	50	2.8	54-1	66	48	1	29	261	14.5
2022-23	UF	34-29	1008/29.6	146-382	.382	77-201	.383	109-132	.826	11	123	134	3.9	84-2	126	122	3	62	478	14.1
2023-24	UM	6-6	126/21.0	16-41	.390	8-24	.333	16-21	.762	4	19	23	3.8	9-0	23	11	1	8	56	9.3
2024-25	UM	28-11	567/20.3	79-212	.373	48-148	.324	49-56	.875	13	47	60	2.1	48-1	73	38	3	31	255	9.1
TOTAL FOR UM		34-17	693/20.4	95-253	.375	56-172	.326	65-77	.844	17	66	83	2.4	57-1	96	49	4	39	311	9.1
TOTAL		142-92	3679/25.9	509-1289	.395	219-620	.353	340-410	.829	80	372	452	3.2	347-7	438	338	17	189	1577	11.1

2

tameiya  
SADLER

Vallejo, Calif. • St. Patrick-St. Vincent • Colorado

Graduate • Guard • 5-7





NOTES

AT COLORADO

- Spent three seasons at Colorado, appearing in 94 games and starting 26
- Averaged 1.5 assists as a Buffalo
- Scored a CU high 16 points as a junior
- Totaled six games with 10-plus points as a senior

AT WASHINGTON

- Played one season for the Huskies, starting 10 games
- Ranked second on the team with 10.4 points per game
- Paced the Huskies in assists with 2.4 dimes per game
- Scored a career-high 23 points against BYU

HIGH SCHOOL

- Four-star prospect out of St. Patrick-St. Vincent High School
- Named Tri-County League MVP, averaging 18.4 points per game
- Rated the 20th-best point guard in the class of 2020

PERSONAL

- Born Dec. 15, 2001
- Daughter of Gregory Sadler

THE SADLER FILE

BIRTHDAY	DEC. 15, 2001
MAJOR	SPORT AND REC. ADMIN
OTHER REBELS TO WEAR #2	
Marquesha Davis	2023-24
Mimi Reid	2019-22
Lindsay Roy	2005-08

CAREER HIGHS

Points: 23, vs. BYU (11/28/20)  
Rebounds: 11, vs. Stanford (12/6/20)  
Assists: 8, 2x, MR: vs. South Alabama (12/15/24)  
Steals: 7, vs. Western Michigan (11/30/22)  
Blocks: 2, 5x, last vs. Oregon (2/9/24)  
Field Goals: 8, at California (12/4/20)  
Free Throws: 6, 2x, last at Oregon State (1/26/21)  
Three Pointers: 5, at #7 LSU (03/02/25)

SEASON HIGHS

Points: 19, at #7 LSU (03/02/25)  
Rebounds: 6, at Texas A&M (01/05/25)  
Assists: 8, vs. South Alabama (12/15/24)  
Steals: 5, 2x, MR: at #7 LSU (03/02/25)  
Blocks: 1, 4x, MR: vs. Missouri (02/23/25)  
Field Goals: 7, at Arkansas (02/13/25)  
Free Throws: 4, at #7 LSU (03/02/25)  
Three Pointers: 5, at #7 LSU (03/02/25)

SEASON SUPERLATIVES

Double-Figure Points: 7x, MR: at #7 LSU (03/02/25)  
Double-Figure Rebounds: --  
Double-Doubles: --  
5+ Rebounds: 2x, MR: at Arkansas (02/13/25)  
5+ Assists: 4x, MR: vs. Missouri (02/23/25)  
Led Team in Points: 2x, MR: at #7 LSU (03/02/25)  
Led Team in Rebounds: 1x, at Texas A&M (01/05/25)  
Led Team in Assists: 7x, MR: vs. Missouri (02/23/25)

SEASON GAME-BY-GAME																					
Opponent	Date	GS	MIN	Total		3-Pointers		Free throws		Rebounds				PF	A	TO	BLK	STL	PTS	AVG	
				FG-FGA	PCT	3FG-3FGA	PCT	FT-FTA	PCT	OFF	DEF	TOT	AVG								
vs Southern California	11/04/2024	*	16:43	2-2	1.000	1-1	1.000	2-2	1.000	0	0	0	0.0	4	3	1	0	2	7	7.0	
at Delaware St.	11/14/2024	*	27:16	0-6	.000	0-4	.000	0-0	.000	1	1	2	1.0	1	0	2	0	2	0	3.3	
Jackson St.	11/18/2024	*	23:59	2-8	.250	0-2	.000	2-2	1.000	0	2	2	1.3	3	3	0	0	2	6	4.3	
vs Boston College	11/25/2024	*	18:55	2-7	.286	0-1	.000	0-0	.000	1	1	2	1.5	3	2	3	0	3	4	4.3	
vs UConn	11/27/2024	*	29:51	1-6	.167	1-4	.250	2-2	1.000	1	2	3	1.8	0	1	0	1	0	5	4.4	
Alabama St.	11/30/2024	*	24:20	2-3	.667	1-2	.500	0-1	.000	0	0	0	1.5	1	2	1	0	1	5	4.5	
at NC State	12/05/2024	*	33:58	6-11	.545	2-6	.333	0-1	.000	2	2	4	1.9	3	1	4	0	3	14	5.9	
Tennessee St.	12/08/2024	*	16:10	2-4	.500	1-1	1.000	0-0	.000	0	0	0	1.6	3	3	1	0	2	5	5.8	
South Alabama	12/15/2024	*	24:18	3-8	.375	1-3	.333	0-0	.000	0	3	3	1.8	2	8	1	0	4	7	5.9	
Alcorn	12/30/2024	*	28:58	5-7	.714	1-3	.333	2-2	1.000	0	0	0	1.6	2	4	0	0	0	13	6.6	
at Auburn	01/02/2025	*	27:28	3-8	.375	2-4	.500	2-2	1.000	0	0	0	1.5	2	1	2	0	2	10	6.9	
at Texas A&M	01/05/2025	*	28:23	2-9	.222	2-5	.400	0-0	.000	1	5	6	1.8	2	2	2	0	3	6	6.8	
Vanderbilt	01/09/2025	*	28:03	3-7	.429	2-5	.400	2-2	1.000	0	4	4	2.0	2	7	2	0	2	10	7.1	
Alabama	01/12/2025	*	30:18	2-10	.200	2-4	.500	0-0	.000	1	1	2	2.0	3	1	1	0	0	6	7.0	
Florida	01/16/2025	*	25:15	2-8	.250	1-5	.200	1-1	1.000	0	0	0	1.9	1	5	2	1	5	6	6.9	
at Mississippi St.	01/19/2025	*	25:58	0-5	.000	0-3	.000	0-0	.000	0	3	3	1.9	2	4	2	0	1	0	6.5	
Texas	01/26/2025	*	21:57	4-7	.571	1-2	.500	0-0	.000	0	0	0	1.8	5	1	0	1	1	9	6.6	
at Georgia	01/30/2025	*	31:56	0-5	.000	0-5	.000	2-2	1.000	0	3	3	1.9	3	4	2	0	0	2	6.4	
at Vanderbilt	02/02/2025	*	31:52	3-6	.500	1-2	.500	0-0	.000	1	1	2	1.9	2	3	1	0	1	7	6.4	
Oklahoma	02/06/2025	*	25:36	1-8	.125	0-5	.000	0-0	.000	0	0	0	1.8	4	4	1	0	0	2	6.2	
Kentucky	02/10/2025	*	14:29	0-1	.000	0-1	.000	0-0	.000	0	2	2	1.8	1	3	1	0	0	0	5.9	
at Arkansas	02/13/2025	*	19:45	7-13	.538	3-7	.429	0-0	.000	0	5	5	2.0	0	3	1	0	2	17	6.4	
at Tennessee	02/16/2025	*	35:37	5-10	.500	2-4	.500	2-5	.400	2	2	4	2.0	2	4	4	0	4	14	6.7	
Missouri	02/23/2025	*	31:39	1-4	.250	0-1	.000	0-0	.000	0	2	2	2.0	1	5	3	1	3	2	6.5	
South Carolina	02/27/2025	*	25:53	1-7	.143	0-1	.000	0-0	.000	2	1	3	2.1	1	3	0	0	1	2	6.4	
at LSU	03/02/2025	*	34:58	5-15	.333	5-10	.500	4-6	.667	1	2	3	2.1	3	2	2	0	5	19	6.8	
Totals			21	683:35	64-185	.346	29-91	.319	21-28	.750	13	42	55	2.1	56	79	39	4	49	178	6.8

CAREER STATS

				Field Goals		3-Point		F-Throws		Rebounds				Scoring						
SEASON	TEAM	GP-GS	MIN/AVG	FG-FGA	FG%	3FG-3FGA	3FG%	FT-FTA	FT%	OFF	DEF	TOT	AVG	PF-FO	A	TO	BLK	STL	PTS	AVG
2020-21	UW	18-10	461/25.6	63-145	.434	14-31	.452	48-60	.800	21	43	64	3.6	43-0	44	57	9	34	188	10.4
2021-22	CU	26-12	457/17.6	45-129	.349	12-40	.300	27-39	.692	12	43	55	2.1	41-0	25	24	8	33	129	5.0
2022-23	CU	34-4	637/18.7	66-182	.363	16-51	.314	23-32	.719	29	59	88	2.6	46-0	45	33	2	50	171	5.0
2023-24	CU	34-10	630/18.5	79-188	.420	12-40	.300	16-25	.640	19	54	73	2.1	42-0	68	27	7	45	186	5.5
2024-25	UM	26-21	684/26.3	64-185	.346	29-91	.319	21-28	.750	13	42	55	2.1	56-1	79	39	4	49	178	6.8
TOTAL FOR UM		26-21	684/26.3	64-185	.346	29-91	.319	21-28	.750	13	42	55	2.1	56-1	79	39	4	49	178	6.8
TOTAL		138-57	2868/20.8	317-829	.382	83-253	.328	135-184	.734	94	241	335	2.4	228-1	261	180	30	211	852	6.2

# kennedy 3 TODD-WILLIAMS

Jacksonville, N.C. • Jacksonville • North Carolina

Senior • Guard • 6-0

Ole Miss



## NOTES

### 2023-24 (SENIOR\*)

- Appeared in all 33 games, starting in 25
- Tied a career-best with 22 points at Georgia
- Dished out personal season-best 77 assists
- Totaled double-digits in scoring in 21 games
- Recorded a double-double in OT win over MSU with 16 points and 11 rebounds

### AT NORTH CAROLINA

- Played in 89 games for the Tar Heels, making 70 starts
- Earned Second-Team All-ACC accolades as a junior
- Ranked second for UNC in scoring (13.4 ppg) in her third season
- Led Carolina in made three's with 52 in 2022-23
- Notched a career-high 22 points at Pitt in 2022-23
- Averaged double figures as a sophomore, with 10.8 points per game, doubling her scoring average from her freshman season.

### HIGH SCHOOL

- Ranked as the No. 1 player in the state by Prep Girls Hoops North Carolina
- Named district player of the year and first-team all-state as a senior
- 2020 McDonald's All-American Nominee
- Four-star recruit according to ESPN

### PERSONAL

- Daughter of Brenda Williams and Jeff Todd
- Born Sept. 8, 2001

## THE TODD-WILLIAMS FILE

BIRTHDAY SEPT. 8, 2001

MAJOR GENERAL BUSINESS

## OTHER REBELS TO WEAR #3

Ashley Awkward	2004-07
Takela Corbitt	1999-01
A'Queen Hayes	2014-16
Donnetta Johnson	2021-22
Valencia McFarland	2011-14

## CAREER HIGHS

Points: 25, vs. Vanderbilt (01/09/25)  
 Rebounds: 12, vs. App State (11/17/21)  
 Assists: 9, vs. South Carolina State (12/03/20)  
 Steals: 5, 2x, MR: at Auburn (01/02/25)  
 Blocks: 3, vs. Florida (03/08/24)  
 Field Goals: 10, at Georgia (01/21/24)  
 Free Throws: 11, 2x, MR: at Auburn (01/02/25)  
 Three Pointers: 5, vs. Vanderbilt (01/09/25)

## SEASON HIGHS

Points: 25, vs. Vanderbilt (01/09/25)  
 Rebounds: 10, vs. UAPB (11/10/24)  
 Assists: 7, vs. Vanderbilt (01/09/25)  
 Steals: 5, at Auburn (01/02/25)  
 Blocks: 2, 8x, MR: vs. Missouri (02/23/25)  
 Field Goals: 8, vs. Boston College (11/25/24)  
 Free Throws: 11, at Auburn (01/02/25)  
 Three Pointers: 5, vs. Vanderbilt (01/09/25)

## SEASON SUPERLATIVES

Double-Figure Points: 17x, MR: vs. Missouri (02/23/25)  
 Double-Figure Rebounds: 1x, vs. UAPB (11/10/24)  
 Double-Doubles: --  
 5+ Rebounds: 14x, MR: at Arkansas (02/13/25)  
 5+ Assists: 5x, MR: vs. Florida (01/16/25)  
 Led Team in Points: 2x, MR: vs. Vanderbilt (01/09/25)  
 Led Team in Rebounds: 5x, MR: vs. #8 Kentucky (02/10/25)  
 Led Team in Assists: 9x, MR: vs. #8 Kentucky (02/10/25)

## SEASON GAME-BY-GAME

Opponent	Date	GS	MIN	Total		3-Pointers		Free throws		Rebounds		PF	A	TO	BLK	STL	PTS	AVG			
				FG-FGA	PCT	3FG-3FGA	PCT	FT-FTA	PCT	OFF	DEF										
vs Southern California	11/04/2024	*	36:18	2-19	.105	0-6	.000	4-6	.667	3	6	9	9.0	4	2	2	0	8	8.0		
Ark.-Pine Bluff	11/10/2024	*	25:30	1-9	.111	0-2	.000	4-4	1.000	5	5	10	9.5	2	2	2	1	6	7.0		
at Delaware St.	11/14/2024	*	29:04	5-10	.500	3-6	.500	0-0	.000	2	7	9	9.3	1	5	0	2	13	9.0		
Jackson St.	11/18/2024	*	23:56	3-9	.333	0-3	.000	3-4	.750	2	3	5	8.3	1	2	2	3	9	9.0		
vs Boston College	11/25/2024	*	28:04	8-13	.615	0-1	.000	1-1	1.000	1	2	3	7.2	0	5	1	1	17	10.6		
vs UConn	11/27/2024	*	31:31	4-11	.364	4-4	1.000	1-2	.500	0	2	2	6.3	2	1	1	0	13	11.0		
Alabama St.	11/30/2024	*	20:14	4-7	.571	1-4	.250	2-2	1.000	0	3	3	5.9	2	5	0	1	11	11.0		
at NC State	12/05/2024	*	34:54	5-15	.333	1-3	.333	1-2	.500	1	5	6	5.9	4	0	1	1	12	11.1		
Tennessee St.	12/08/2024	*	19:36	4-10	.400	1-4	.250	6-6	1.000	2	5	7	6.0	0	2	0	1	15	11.6		
South Alabama	12/15/2024	*	27:12	3-8	.375	0-3	.000	2-3	.667	0	2	2	5.6	1	2	1	2	8	11.2		
Mississippi Val.	12/21/2024	*	29:20	4-15	.267	2-7	.286	2-2	1.000	4	4	8	5.8	1	3	4	2	12	11.3		
Alcorn	12/30/2024	*	27:19	3-9	.333	0-3	.000	5-8	.625	2	1	3	5.6	1	4	1	0	11	11.3		
at Auburn	01/02/2025	*	24:13	4-5	.800	0-0	.000	11-11	1.000	2	2	4	5.5	4	4	2	0	5	19	11.8	
at Texas A&M	01/05/2025	*	38:09	2-6	.333	0-2	.000	3-6	.500	1	1	2	5.2	1	1	3	0	1	7	11.5	
Vanderbilt	01/09/2025	*	34:17	7-13	.538	5-7	.714	6-6	1.000	2	4	6	5.3	1	7	0	2	1	25	12.4	
Alabama	01/12/2025	*	33:14	4-8	.500	2-5	.400	1-1	1.000	3	5	8	5.4	4	4	1	1	2	11	12.3	
Florida	01/16/2025	*	36:37	3-7	.429	0-2	.000	6-6	1.000	2	4	6	5.5	2	6	1	0	2	12	12.3	
at Mississippi St.	01/19/2025	*	33:38	5-9	.556	1-2	.500	0-1	.000	2	3	5	5.4	3	4	0	0	0	11	12.2	
Texas	01/26/2025	*	34:20	3-11	.273	0-3	.000	2-2	1.000	2	2	4	5.4	2	3	1	1	1	8	12.0	
at Georgia	01/30/2025	*	37:22	3-9	.333	3-6	.500	6-8	.750	2	4	6	5.4	3	3	4	0	1	15	12.2	
at Vanderbilt	02/02/2025	*	34:21	2-11	.182	0-3	.000	4-4	1.000	1	2	3	5.3	1	3	3	2	3	8	12.0	
Oklahoma	02/06/2025	*	34:13	1-8	.125	0-2	.000	2-2	1.000	0	2	2	5.1	0	3	3	2	3	4	11.6	
Kentucky	02/10/2025	*	27:01	3-9	.333	1-3	.333	1-2	.500	3	6	9	5.3	1	4	1	0	1	8	11.4	
at Arkansas	02/13/2025	*	17:50	4-10	.400	2-3	.667	0-0	.000	1	4	5	5.3	0	2	0	1	0	10	11.4	
at Tennessee	02/16/2025	*	31:24	4-8	.500	0-1	.000	3-3	1.000	2	2	4	5.2	1	0	4	0	2	11	11.4	
Missouri	02/23/2025	*	33:04	5-11	.455	0-3	.000	2-5	.400	0	3	3	5.2	2	1	3	2	0	12	11.4	
South Carolina	02/27/2025	*	28:54	4-9	.444	0-2	.000	1-1	1.000	2	0	2	5.0	1	1	5	0	1	9	11.3	
at LSU	03/02/2025	*	29:11	4-11	.364	0-3	.000	0-0	.000	3	1	4	5.0	4	3	2	1	0	8	11.2	
Totals			28	840:45	104-280	.371	26-93	.280	79-98	.806	50	90	140	5.0	49	82	48	25	39	313	11.2

## CAREER STATS

				Field Goals		3-Point		F-Throws		Rebounds				Scoring						
SEASON	TEAM	GP-GS	MIN/AVG	FG-FGA	FG%	3FG-3FGA	3FG%	FT-FTA	FT%	OFF	DEF	TOT	AVG	PF-FO	A	TO	BLK	STL	PTS	AVG
2020-21	UNC	24-5	448/18.7	43-120	.358	14-42	.333	39-55	.709	39	77	116	4.8	37-0	42	37	7	15	139	5.8
2021-22	UNC	32-32	961/30.0	128-303	.422	25-90	.278	66-84	.786	60	127	187	5.8	76-0	71	57	14	49	347	10.8
2022-23	UNC	33-33	1057/32.0	158-401	.394	52-161	.323	73-97	.753	53	124	177	5.4	85-2	44	78	10	42	441	13.4
2023-24	UM	33-25	961/29.1	117-304	.385	19-71	.268	96-123	.780	62	99	161	4.9	62-1	77	59	20	44	349	10.6
2024-25	UM	28-28	841/30.0	104-280	.371	26-93	.280	79-98	.806	50	90	140	5.0	49-0	82	48	25	39	313	11.2
<b>TOTAL FOR UM</b>		<b>61-53</b>	<b>1802/29.5</b>	<b>221-584</b>	<b>.378</b>	<b>45-164</b>	<b>.274</b>	<b>175-221</b>	<b>.792</b>	<b>112</b>	<b>189</b>	<b>301</b>	<b>4.9</b>	<b>111-1</b>	<b>159</b>	<b>107</b>	<b>45</b>	<b>83</b>	<b>662</b>	<b>10.9</b>
<b>TOTAL</b>		<b>150-123</b>	<b>4268/28.5</b>	<b>550-1408</b>	<b>.391</b>	<b>136-457</b>	<b>.298</b>	<b>353-457</b>	<b>.772</b>	<b>264</b>	<b>517</b>	<b>781</b>	<b>5.2</b>	<b>309-3</b>	<b>316</b>	<b>279</b>	<b>76</b>	<b>189</b>	<b>1589</b>	<b>10.6</b>

7

starr JACOBS

Dallas, Texas • Duncanville • Arkansas-Pine Bluff

Graduate • Forward • 6-2

NOTES

AT ARKANSAS-PINE BLUFF

- Sat out the 2023-24 season

AT UT-ARLINGTON

- Spent two seasons with the Lady Mavs, playing in 59 games and starting all but one
- Averaged 19.5 points, 2.7 steals and 2.4 assists per game
- Finished career ranked No. 14 in scoring at UTA
- Led the WAC in scoring, rebounding and steals in conference play during her redshirt senior campaign
- Sun Belt Player of the Year, Sun Belt Tournament MVP and First Team All-Sun Belt as a redshirt junior

AT TEMPLE COLLEGE

- Spent two seasons at Temple College
- WBCA All-American and a World Exposure Report All-American in 2021-22
- Finished second nationally in scoring as a redshirt sophomore, averaging 23.6 points per game

AT HOUSTON

- Did not compete as a true freshman

HIGH SCHOOL

- Three-star prospect according to ESPN's HoopGurlz
- Rated the No. 14 wing in the class
- Led Duncanville to back-to-back state titles in 2016 and 2017

PERSONAL

- Daughter of Jeanette Moore
- Born July 17, 2000

THE JACOBS FILE	
BIRTHDAY	JULY 17, 2000
MAJOR	ATHLETICS ADMINISTRATION
CAREER HIGHS	

Points: 35, vs. Sam Houston (2/16/23)  
Rebounds: 21, at Grand Canyon (2/25/23)  
Assists: 7, vs. SFA (3/2/23)  
Steals: 6, vs. Utah Tech (2/4/23)  
Blocks: 3, vs. Louisiana (3/6/22)  
Field Goals: 14, at UNLV (11/27/21)  
Free Throws: 14, vs. SFA (3/2/23)  
Three Pointers: --

SEASON HIGHS

Points: 24, at #23 Vanderbilt (02/02/25)  
Rebounds: 12, vs. #18 Alabama (01/12/25)  
Assists: 4, at Auburn (01/02/25)  
Steals: 5, vs. #15 Oklahoma (02/06/25)  
Blocks: 2, vs. #6 South Carolina (02/27/25)  
Field Goals: 12, at #23 Vanderbilt (02/02/25)  
Free Throws: 7, vs. #18 Alabama (01/12/25)  
Three Pointers: --

SEASON SUPERLATIVES

Double-Figure Points: 16x, MR: at #7 LSU (03/02/25)  
Double-Figure Rebounds: 4x, MR: at #15 Tennessee (02/16/25)  
Double-Doubles: 3x, MR: at #23 Vanderbilt (02/02/25)  
5+ Rebounds: 20x, MR: at #15 Tennessee (02/16/25)  
5+ Assists: --  
Led Team in Points: 6x, MR: vs. Missouri (02/23/25)  
Led Team in Rebounds: 15x, MR: at #15 Tennessee (02/16/25)  
Led Team in Assists: 1x, at Auburn (01/02/25)

SEASON GAME-BY-GAME																					
Opponent	Date	GS	MIN	Total		3-Pointers		Free throws		Rebounds				PF	A	TO	BLK	STL	PTS	AVG	
				FG-FGA	PCT	3FG-3FGA	PCT	FT-FTA	PCT	OFF	DEF	TOT	AVG								
vs Southern California	11/04/2024	*	19:26	3-5	.600	0-0	.000	1-2	.500	2	3	5	5.0	4	0	2	0	2	7	7.0	
Ark.-Pine Bluff	11/10/2024	*	20:25	3-5	.600	0-0	.000	3-4	.750	2	1	3	4.0	2	1	3	0	1	9	8.0	
at Delaware St.	11/14/2024	*	22:18	8-10	.800	0-0	.000	2-5	.400	4	2	6	4.7	0	2	0	0	1	18	13.0	
Jackson St.	11/18/2024	*	16:59	3-6	.500	0-0	.000	2-4	.500	3	3	6	5.0	0	1	1	0	3	8	10.5	
vs Boston College	11/25/2024	*	20:27	6-9	.667	0-0	.000	0-2	.000	8	3	11	6.2	3	0	3	0	1	12	10.8	
vs UConn	11/27/2024	*	27:49	3-5	.600	0-0	.000	5-6	.833	5	1	6	6.2	3	0	4	0	4	11	10.8	
Alabama St.	11/30/2024	*	15:09	5-7	.714	0-0	.000	2-2	1.000	5	3	8	6.4	0	2	1	1	1	12	11.0	
at NC State	12/05/2024	*	30:04	2-5	.400	0-0	.000	0-0	.000	2	6	8	6.6	2	0	1	1	3	4	10.1	
Tennessee St.	12/08/2024	*	12:23	1-3	.333	0-0	.000	0-0	.000	0	2	2	6.1	0	0	1	0	2	2	9.2	
South Alabama	12/15/2024	*	16:27	6-9	.667	0-0	.000	3-3	1.000	3	4	7	6.2	2	2	1	1	2	15	9.8	
Mississippi Val.	12/21/2024	*	29:12	4-8	.500	0-0	.000	5-7	.714	4	3	7	6.3	0	3	1	1	1	13	10.1	
Alcorn	12/30/2024	*	25:39	6-7	.857	0-0	.000	2-4	.500	2	5	7	6.3	1	1	2	1	2	14	10.4	
at Auburn	01/02/2025	*	24:11	4-7	.571	0-0	.000	1-2	.500	3	6	9	6.5	5	4	2	0	0	9	10.3	
at Texas A&M	01/05/2025	*	32:32	4-8	.500	0-0	.000	3-3	1.000	2	2	4	6.4	2	0	0	1	0	11	10.4	
Vanderbilt	01/09/2025	*	19:47	4-6	.667	0-0	.000	2-2	1.000	2	2	4	6.2	3	0	2	0	1	10	10.3	
Alabama	01/12/2025	*	32:04	7-14	.500	0-0	.000	7-7	1.000	9	3	12	6.6	1	3	2	1	2	21	11.0	
Florida	01/16/2025	*	20:21	8-11	.727	0-0	.000	3-3	1.000	3	3	6	6.5	3	1	3	0	3	19	11.5	
at Mississippi St.	01/19/2025	*	33:02	7-13	.538	0-0	.000	1-2	.500	6	2	8	6.6	2	0	4	0	3	15	11.7	
Texas	01/26/2025	*	29:59	0-4	.000	0-0	.000	1-2	.500	1	6	7	6.6	4	1	3	1	0	1	11.1	
at Georgia	01/30/2025	*	25:26	2-8	.250	0-0	.000	4-4	1.000	5	3	8	6.7	3	2	2	0	2	8	11.0	
at Vanderbilt	02/02/2025	*	34:36	12-13	.923	0-0	.000	0-2	.000	5	5	10	6.9	4	0	2	0	3	24	11.6	
Oklahoma	02/06/2025	*	34:48	5-10	.500	0-0	.000	5-8	.625	3	3	6	6.8	2	2	5	0	5	15	11.7	
Kentucky	02/10/2025	*	31:43	3-9	.333	0-0	.000	2-6	.333	7	2	9	6.9	2	0	0	0	2	8	11.6	
at Arkansas	02/13/2025	*	14:51	1-2	.500	0-0	.000	0-0	.000	0	3	3	6.8	0	0	2	0	1	2	11.2	
at Tennessee	02/16/2025	*	34:13	4-13	.308	0-0	.000	1-2	.500	7	3	10	6.9	4	0	3	0	1	9	11.1	
Missouri	02/23/2025	*	32:45	9-13	.692	0-0	.000	4-8	.500	3	1	4	6.8	4	2	3	0	4	22	11.5	
South Carolina	02/27/2025	*	15:27	1-6	.167	0-0	.000	1-2	.500	1	1	2	6.6	1	1	2	2	1	3	11.2	
at LSU	03/02/2025		22:30	7-8	.875	0-0	.000	4-6	.667	1	1	2	6.4	3	0	3	0	3	18	11.4	
Totals			27	694:34	128-224	.571	0-0	.000	64-98	.653	98	82	180	6.4	60	28	58	10	54	320	11.4

CAREER STATS

				Field Goals		3-Point		F-Throws		Rebounds										Scoring	
SEASON	TEAM	GP-GS	MIN/AVG	FG-FGA	FG%	3FG-3FGA	3FG%	FT-FTA	FT%	OFF	DEF	TOT	AVG	PF-FO	A	TO	BLK	STL	PTS	AVG	
2021-22	UTA	28-28	904/32.3	231-426	.542	0-2	.000	127-201	.632	63	122	185	6.6	57-1	49	76	17	63	589	21.0	
2022-23	UTA	31-30	1003/32.4	202-407	.496	0-0	.000	158-219	.721	89	185	274	8.8	93-2	94	112	15	94	562	18.1	
2024-25	UM	28-27	695/24.8	128-224	.571	0-0	.000	64-98	.653	98	82	180	6.4	60-1	28	58	10	54	320	11.4	
TOTAL FOR UM		28-27	695/24.8	128-224	.571	0-0	.000	64-98	.653	98	82	180	6.4	60-1	28	58	10	54	320	11.4	
TOTAL		87-85	2602/29.9	561-1057	.531	0-2	.000	349-518	.674	250	389	639	7.3	210-4	171	246	42	211	1471	16.9	

9

jite  
GBEMUOTOR

Delta State, Nigeria • Cinkarna Celje

Freshman • Forward • 6-2



Ole Miss

NOTES

HIGH SCHOOL

- Competed for Slovenia's nation team, helping the country win the 2022 FIBA U18 European Championship
- Played professionally for ZKK Cinkarna Celje of the Women's Adriatic League
- Named the 2022 WABA Youth Player of the Year and was ranked among the best players in the league in 2024
- Averaged 9.5 points, 6.5 rebounds and 2.5 steals

PERSONAL

- Daughter of Michael and Ruth Gbemutor
- Born Jan. 10, 2004

SEASON GAME-BY-GAME																	
Opponent	Date	GS	MIN	Total		3-Pointers		Free throws		Rebounds				PF	A	TO	BLK
				FG-FGA	PCT	3FG-3FGA	PCT	FT-FTA	PCT	OFF	DEF	TOT	AVG				
Ark.-Pine Bluff	11/10/2024		03:25	0-0	.000	0-0	.000	0-0	.000	0	1	1	1.0	0	0	1	0
Jackson St.	11/18/2024		02:18	0-0	.000	0-0	.000	0-0	.000	1	1	2	1.5	0	1	1	0
vs Boston College	11/25/2024		01:21	0-0	.000	0-0	.000	0-0	.000	1	0	1	1.3	0	0	0	0
Alabama St.	11/30/2024		01:55	0-1	.000	0-0	.000	0-0	.000	0	0	0	1.0	0	0	0	1
Tennessee St.	12/08/2024		00:58	0-0	.000	0-0	.000	0-0	.000	0	0	0	0.8	0	1	0	0
Florida	01/16/2025		00:58	0-2	.000	0-0	.000	0-0	.000	0	0	0	0.7	0	0	0	0
at Arkansas	02/13/2025		05:48	0-2	.000	0-0	.000	0-0	.000	2	1	3	1.0	1	0	0	0
Totals		0	16:42	0-5	.000	0-0	.000	0-0	.000	4	3	7	1.0	1	2	1	1

THE GBEMUOTOR FILE	
BIRTHDAY	JAN. 10, 2004
MAJOR	JOURNALISM
CAREER HIGHS	

Points: --  
Rebounds: 3, at Arkansas (02/13/25)  
Assists: 1, 2x, MR: vs. Tennessee St. (12/08/24)  
Steals: 1, vs. Alabama St. (11/30/24)  
Blocks: 1, vs. UAPB (11/10/24)  
Field Goals: --  
Free Throws: --  
Three Pointers: --

SEASON HIGHS	
Points: --	
Rebounds: 3, at Arkansas (02/13/25)	
Assists: 1, 2x, MR: vs. Tennessee St. (12/08/24)	
Steals: 1, vs. Alabama St. (11/30/24)	
Blocks: 1, vs. UAPB (11/10/24)	
Field Goals: --	
Free Throws: --	
Three Pointers: --	

SEASON SUPERLATIVES	
Double-Figure Points: --	
Double-Figure Rebounds: --	
Double-Doubles: --	
5+ Rebounds: --	
5+ Assists: --	
Led Team in Points: --	
Led Team in Rebounds: --	
Led Team in Assists: --	

CAREER STATS																	
				Field Goals		3-Point		F-Throws		Rebounds							
SEASON	TEAM	GP-GS	MIN/AVG	FG-FGA	FG%	3FG-3FGA	3FG%	FT-FTA	FT%	OFF	DEF	TOT	AVG	PF-FO	A	TO	BLK
2024-25	UM	7-0	17/2.4	0-5	.000	0-0	.000	0-0	.000	4	3	7	1.0	1-0	2	1	1
TOTAL		7-0	17/2.4	0-5	.000	0-0	.000	0-0	.000	4	3	7	1.0	1-0	2	1	1

Mauldin, S.C. • Greenville

Sophomore • Center • 6-4



## NOTES

## 2023-24 (FRESHMAN)

- Appeared off the bench in seven games for the Rebels
- Blocked two shots at Kentucky
- Scored career-high five points against Georgia

## HIGH SCHOOL

- Standout at Greenville High School, averaging 18.5 points, 13.9 rebounds, 6.7 blocks and 1.7 steals as a junior
- Earned South Carolina All-State accolades in 2021 and 2022
- Ranked as the No. 3 player in South Carolina by Prep Girls Hoops
- Rated as a four-star prospect and the No. 99 player in the country by ESPN's HoopGurlz

## PERSONAL

- Born April 9, 2005
- Daughter of Jocelyn Nix and David Young
- Father David played basketball at Clemson

## SEASON GAME-BY-GAME

## THE YOUNG FILE

<b>BIRTHDAY</b>	<b>APRIL 9, 2005</b>
<b>MAJOR</b>	<b>MARKETING</b>

## OTHER REBELS TO WEAR #10

Carla Bartee	2005-08
Joy Eichelberger	1987-88
Jeanie Loyd	1978-79
Diara Moore	2012-14
Cecilia Muhate	2016-19
Lucy Noble	1982-83
Regan Seybert	1994-97
Phyllis Stafford	1988-89
Sherika Wright	2001-02

## CAREER HIGHS

**Points:** 5, vs. Georgia (02/22/24)

Rebounds: 4, 2x, last at Kentucky (02/29/24)

Assists: --

Steals: 2, vs. LSU (01/07/24)

**Blocks:** 2, at Kentucky (02/29/24)

**Field Goals:** 1, 6x, last at Kentucky (02/29/24)

**Free Throws:** 3, vs. Georgia (02/22/24)

### Three Pointers: --

## SEASON HIGHS

Points: --

Rebounds: --

Assists: --

Steals: --

Blocks: --

Field Goals: --

Free Throws: --

### Three Pointers: --

## SEASON SUPERLATIVES

### Double-Figure Points: --

Double-Figure Rebounds: --

Double-Doubles: --

5+ Rebounds: --

5+ Assists: --

Led Team in Points: --

Led Team in Rebounds: --

Led Team in Assists: --

## CAREER STATS

				Field Goals		3-Point		F-Throws		Rebounds									Scoring	
SEASON	TEAM	GP-GS	MIN/AVG	FG-FGA	FG%	3FG-3FGA	3FG%	FT-FTA	FT%	OFF	DEF	TOT	AVG	PF-FO	A	TO	BLK	STL	PTS	AVG
2023-24	UM	7-0	48/6.8	6-14	.429	0-1	.000	4-6	.667	5	7	12	1.7	7-0	0	4	4	4	16	2.3
TOTAL		7-0	48/6.8	6-14	.429	0-1	.000	4-6	.667	5	7	12	1.7	7-0	0	4	4	4	16	2.3

11

fatumata

DJALÓ

Aviero, Portugal • Dr. Jaime Magalhães Lima

Freshman • Guard • 5-10



NOTES

HIGH SCHOOL

- Spent time with Portugal on the national circuit
- Averaged 11.4 points at the 2023 U18 Women's European Championship
- Led Portugal in points per game (10.0) at the 2024 U20 Women's Eurobasket Championships
- Collected 25 steals in 14 games in international tournaments

PERSONAL

- Daughter of Genabú and Bubacar
- Born Jan. 13, 2005

SEASON GAME-BY-GAME																			
Opponent	Date	GS	MIN	Total			3-Pointers			Free throws			Rebounds				PF	A	TO
				FG-FGA	PCT	3FG-3FGA	PCT	FT-FTA	PCT	OFF	DEF	TOT	AVG	PF	A	TO			
Ark.-Pine Bluff	11/10/2024		14:04	1-2	.500	0-1	.000	0-0	.000	0	1	1	1.0	2	1	1	0	1	2
at Delaware St.	11/14/2024		06:01	0-2	.000	0-0	.000	0-0	.000	0	0	0	0.5	0	0	0	0	0	1.0
Jackson St.	11/18/2024		02:56	0-0	.000	0-0	.000	0-0	.000	0	0	0	0.3	0	0	0	0	0	0.7
vs Boston College	11/25/2024		02:06	0-1	.000	0-0	.000	0-0	.000	0	0	0	0.3	0	0	1	0	1	0.5
Alabama St.	11/30/2024		05:09	0-0	.000	0-0	.000	0-0	.000	0	0	0	0.2	1	0	0	0	0	0.4
Tennessee St.	12/08/2024		02:57	0-0	.000	0-0	.000	0-0	.000	0	0	0	0.2	0	0	0	0	0	0.3
South Alabama	12/15/2024		02:44	0-0	.000	0-0	.000	0-0	.000	0	0	0	0.1	0	0	0	0	0	0.3
Mississippi Val.	12/21/2024		13:57	0-1	.000	0-1	.000	0-0	.000	0	0	0	0.1	0	2	3	0	2	0.3
Alcorn	12/30/2024		07:36	0-0	.000	0-0	.000	0-0	.000	0	0	0	0.1	0	0	0	0	0	0.2
Vanderbilt	01/09/2025		01:42	0-1	.000	0-0	.000	0-0	.000	0	0	0	0.1	0	0	0	0	0	0.2
Florida	01/16/2025		02:11	0-0	.000	0-0	.000	0-0	.000	0	0	0	0.1	0	0	0	0	0	0.2
at Arkansas	02/13/2025		15:39	2-3	.667	0-0	.000	0-0	.000	1	1	2	0.3	1	1	2	0	0	4.5
at Tennessee	02/16/2025		03:24	0-1	.000	0-0	.000	0-0	.000	0	1	1	0.3	0	0	0	0	0	0.5
at LSU	03/02/2025		04:47	0-0	.000	0-0	.000	0-0	.000	0	1	1	0.4	0	0	0	0	1	0.4
Totals		0	85:13	3-11	.273	0-2	.000	0-0	.000	1	4	5	0.4	4	4	7	0	5	6 0.4

THE DJALÓ FILE	
BIRTHDAY	JAN. 13, 2005
MAJOR	ECONOMICS

OTHER REBELS TO WEAR #11	
Shantelle Black	2007-10
Carletta Brown	2002-05
Shequila Joseph	2014-17
Iyanla Kitchens	2019-22
Carol Ross	1978-81

CAREER HIGHS	
Points: 4, at Arkansas (02/13/25)	
Rebounds: 2, at Arkansas (02/13/25)	
Assists: 2, vs. MVSU (12/21/24)	
Steals: 2, vs. MVSU (12/21/24)	
Blocks: --	
Field Goals: 2, at Arkansas (02/13/25)	
Free Throws: --	
Three Pointers: --	

SEASON HIGHS	
Points: 4, at Arkansas (02/13/25)	
Rebounds: 2, at Arkansas (02/13/25)	
Assists: 2, vs. MVSU (12/21/24)	
Steals: 2, vs. MVSU (12/21/24)	
Blocks: --	
Field Goals: 2, at Arkansas (02/13/25)	
Free Throws: --	
Three Pointers: --	

SEASON SUPERLATIVES	
Double-Figure Points: --	
Double-Figure Rebounds: --	
Double-Doubles: --	
5+ Rebounds: --	
5+ Assists: --	
Led Team in Points: --	
Led Team in Rebounds: --	
Led Team in Assists: --	

CAREER STATS																			
				Field Goals		3-Point		F-Throws		Rebounds									
SEASON	TEAM	GP-GS	MIN/AVG	FG-FGA	FG%	3FG-3FGA	3FG%	FT-FTA	FT%	OFF	DEF	TOT	AVG	PF-FO	A	TO	BLK	STL	PTS
2024-25	UM	14-0	85/6.1	3-11	.273	0-2	.000	0-0	.000	1	4	5	0.4	4-0	4	7	0	5	6
TOTAL		14-0	85/6.1	3-11	.273	0-2	.000	0-0	.000	1	4	5	0.4	4-0	4	7	0	5	6 0.4

christeen

12 IWUALA

San Antonio, Texas • Ronald Reagan • UCLA

Junior • Forward • 6-2

NOTES

- AT UCLA**
- Appeared in 68 games over two seasons at UCLA
  - Matched a career-best 10 points in three games as a sophomore
  - Totaled 120 rebounds in her first collegiate season
  - Averaged 3.3 points, 3.2 rebounds, and shot 47.5% from the field
- HIGH SCHOOL**
- Ranked 49th in espnW's HoopGurlz rankings
  - Texas Girls' Coaches Association All-State honors in 2020
- PERSONAL**
- Daughter of Jude and Rebecca
  - Born Dec. 24, 2003

SEASON GAME-BY-GAME																			
Opponent	Date	GS	MIN	Total		3-Pointers		Free throws		Rebounds				PF	A	TO	BLK	STL	PTS
				FG-FGA	PCT	3FG-3FGA	PCT	FT-FTA	PCT	OFF	DEF	TOT	AVG						
vs Southern California	11/04/2024		20:34	2-5	.400	0-0	.000	1-2	.500	4	5	9	9.0	2	0	1	1	3	5
Ark.-Pine Bluff	11/10/2024		13:23	5-7	.714	0-0	.000	2-2	1.000	4	2	6	7.5	0	0	0	4	0	12
at Delaware St.	11/14/2024		13:22	2-3	.667	0-0	.000	2-4	.500	2	1	3	6.0	1	2	2	0	0	6
Jackson St.	11/18/2024		14:09	1-3	.333	0-0	.000	3-6	.500	3	3	6	6.0	1	0	3	2	0	5
vs Boston College	11/25/2024		17:22	4-5	.800	0-0	.000	0-0	.000	1	3	4	5.6	1	0	2	2	0	8
vs UConn	11/27/2024		10:19	0-1	.000	0-0	.000	0-0	.000	1	0	1	4.8	0	1	2	0	0	0
Alabama St.	11/30/2024		15:11	5-6	.833	0-0	.000	2-5	.400	3	2	5	4.9	2	0	0	1	1	12
at NC State	12/05/2024		10:24	0-0	.000	0-0	.000	2-2	1.000	0	1	1	4.4	2	0	0	0	0	2
Tennessee St.	12/08/2024		13:36	4-7	.571	0-0	.000	1-3	.333	2	5	7	4.7	2	0	0	1	0	9
South Alabama	12/15/2024		12:11	5-6	.833	0-0	.000	0-1	.000	2	1	3	4.5	1	0	0	0	0	10
Mississippi Val.	12/21/2024		13:32	3-6	.500	0-0	.000	2-3	.667	2	3	5	4.5	2	0	0	0	1	8
Alcorn	12/30/2024		09:29	2-2	1.000	0-0	.000	1-4	.250	0	2	2	4.3	1	0	1	1	1	5
at Auburn	01/02/2025		12:07	0-0	.000	0-0	.000	1-2	.500	1	1	2	4.2	2	0	2	1	1	6
at Texas A&M	01/05/2025		07:28	0-1	.000	0-0	.000	1-2	.500	1	2	3	4.1	2	0	3	0	0	1
Vanderbilt	01/09/2025		04:10	2-2	1.000	0-0	.000	0-0	.000	0	1	1	3.9	1	0	0	0	0	4
Alabama	01/12/2025		18:11	5-5	1.000	0-0	.000	1-2	.500	1	2	3	3.8	0	1	0	1	0	11
Florida	01/16/2025		12:02	1-1	1.000	0-0	.000	2-2	1.000	1	1	2	3.7	4	1	0	0	0	4
at Mississippi St.	01/19/2025		19:30	1-4	.250	0-0	.000	1-2	.500	2	1	3	3.7	1	1	3	0	1	3
Texas	01/26/2025		22:11	1-8	.125	0-0	.000	4-6	.667	0	5	5	3.7	4	0	0	0	2	6
at Georgia	01/30/2025		15:52	3-4	.750	0-0	.000	1-3	.333	2	4	6	3.9	1	0	2	0	0	7
at Vanderbilt	02/02/2025		15:59	4-5	.800	0-0	.000	0-1	.000	1	3	4	3.9	1	3	1	0	0	8
Oklahoma	02/06/2025		20:02	4-6	.667	0-0	.000	3-6	.500	2	7	9	4.1	2	0	3	1	1	11
Kentucky	02/10/2025	*	21:45	3-10	.300	0-0	.000	2-2	1.000	1	4	5	4.1	0	0	2	0	0	8
at Arkansas	02/13/2025		08:38	2-3	.667	0-0	.000	1-2	.500	0	0	0	4.0	1	0	0	0	0	5
at Tennessee	02/16/2025		07:41	1-2	.500	0-0	.000	0-0	.000	1	1	2	3.9	1	0	0	0	1	2
Missouri	02/23/2025		20:20	4-8	.500	0-0	.000	2-3	.667	4	3	7	4.0	2	1	0	0	1	10
South Carolina	02/27/2025	*	26:55	5-11	.455	0-0	.000	0-0	.000	6	3	9	4.2	2	1	1	4	1	10
at LSU	03/02/2025	*	23:27	5-7	.714	0-0	.000	1-4	.250	3	6	9	4.4	2	2	2	0	0	11
Totals		3	419:51	74-128	.578	0-0	.000	36-69	.522	50	72	122	4.4	41	13	30	19	14	184

THE IWUALA FILE	
BIRTHDAY	DEC. 24, 2003
MAJOR	GENERAL BUSINESS

OTHER REBELS TO WEAR #12	
Marija Avlijas	2023
Wanda Austin	1978-81
Gail Eaves	1989-82
Gracie Frizzell	2012-15
Barbara Johnson	2018
Erin Newsom	2003
Lindy Noble	1982-83
Kelsey Nutt	2011
Kim Rosamond	1995-98

CAREER HIGHS	
Points: 12, 2x, MR: vs. Alabama St. (11/30/24)	
Rebounds: 9, 4x, MR: at #7 LSU (03/02/25)	
Assists: 4, vs. Utah (2/22/24)	
Steals: 3, vs. USC (11/04/24)	
Blocks: 4, 2x, MR: vs. #6 South Carolina (02/27/25)	
Field Goals: 5, 7x, MR: at #7 LSU (03/02/25)	
Free Throws: 4, vs. #7 Texas (01/26/25)	
Three Pointers: --	

SEASON HIGHS	
Points: 12, 2x, MR: vs. Alabama St. (11/30/24)	
Rebounds: 9, 4x, MR: at #7 LSU (03/02/25)	
Assists: 3, at #23 Vanderbilt (02/02/25)	
Steals: 3, vs. USC (11/04/24)	
Blocks: 4, 2x, MR: vs. #6 South Carolina (02/27/25)	
Field Goals: 5, 6x, MR: at #7 LSU (03/02/25)	
Free Throws: 4, vs. #7 Texas (01/26/25)	
Three Pointers: --	

SEASON SUPERLATIVES	
Double-Figure Points: 8x, MR: at #7 LSU (03/02/25)	
Double-Figure Rebounds: --	
Double-Doubles: --	
5+ Rebounds: 13x, MR: at #7 LSU (03/02/25)	
5+ Assists: --	
Led Team in Points: --	
Led Team in Rebounds: 6x, MR: at #7 LSU (03/02/25)	
Led Team in Assists: 1x, at #23 Vanderbilt (02/02/25)	

CAREER STATS																			
				Field Goals		3-Point		F-Throws		Rebounds									
SEASON	TEAM	GP-GS	MIN/AVG	FG-FGA	FG%	3FG-3FGA	3FG%	FT-FTA	FT%	OFF	DEF	TOT	AVG	PF-FO	A	TO	BLK	STL	PTS
2022-23	UCLA	35-0	426/12.2	42-102	.412	0-0	.000	19-28	.679	49	71	120	3.4	59-1	17	45	10	13	103
2023-24	UCLA	33-2	386/11.7	52-96	.542	0-0	.000	17-34	.500	48	51	99	3.0	57-1	23	23	4	14	121
2024-25	UM	28-3	420/15.0	74-128	.578	0-0	.000	36-69	.522	50	72	122	4.4	41-0	13	30	19	14	184
TOTAL FOR UM		28-3	420/15.0	74-128	.578	0-0	.000	36-69	.522	50	72	122	4.4	41-0	13	30	19	14	184
TOTAL		96-5	1232/12.8	168-326	.515	0-0	.000	72-131	.550	147	194	341	3.6	157-2	53	98	33	41	408

13 mariyah NOEL

Kansas City, Kansas • Bonner Springs

Sophomore • Guard • 5-11

NOTES

2023-24 (FRESHMAN)

- Appeared in 20 games for Ole Miss
- Tallied a career-high seven points against Alcorn State
- Grabbed a career-best five rebounds against the Lady Braves
- Notched career-highs in blocks and steals against Mississippi Valley State with two each

HIGH SCHOOL

- Three-sport athlete out of Bonner Springs, earning letters in volleyball, basketball and track
- Averaged 23 points, eight rebounds, four assists and two steals per game as a junior
- Two-time Kansas 5A Discus State Champion

PERSONAL

- Born Oct. 6, 2005
- Daughter of Glenda Fay and Noel Brown

SEASON GAME-BY-GAME																		
Opponent	Date	GS	MIN	Total		3-Pointers		Free throws		Rebounds				PF	A	TO	BLK	STL
				FG-FGA	PCT	3FG-3FGA	PCT	FT-FTA	PCT	OFF	DEF	TOT	AVG					
vs Southern California	11/04/2024		00:23	0-0	.000	0-0	.000	0-0	.000	0	0	0	0.0	0	0	0	0	0
Ark.-Pine Bluff	11/10/2024		16:45	3-9	.333	1-3	.333	1-1	1.000	0	1	1	0.5	2	0	3	1	0
at Delaware St.	11/14/2024		05:13	1-4	.250	0-1	.000	0-0	.000	2	0	2	1.0	0	0	0	0	2
Jackson St.	11/18/2024		09:10	1-2	.500	1-1	1.000	0-0	.000	2	0	2	1.3	0	0	1	0	1
vs Boston College	11/25/2024		02:58	0-0	.000	0-0	.000	0-0	.000	0	0	0	1.0	1	0	0	0	0
Alabama St.	11/30/2024		15:21	2-6	.333	1-3	.333	0-0	.000	0	0	0	0.8	0	2	1	2	1
Tennessee St.	12/08/2024		20:23	0-3	.000	0-2	.000	2-2	1.000	0	1	1	0.9	1	1	1	2	0
South Alabama	12/15/2024		01:50	0-0	.000	0-0	.000	0-0	.000	1	0	1	0.9	1	0	0	0	0
Mississippi Val.	12/21/2024		02:39	0-0	.000	0-0	.000	0-0	.000	0	0	0	0.8	1	0	0	0	0
Alcorn	12/30/2024		10:35	4-4	1.000	0-0	.000	0-0	.000	1	2	3	1.0	1	0	0	1	0
Vanderbilt	01/09/2025		01:55	0-1	.000	0-0	.000	0-0	.000	0	0	0	0.9	0	0	0	0	0
Florida	01/16/2025		02:27	0-0	.000	0-0	.000	0-0	.000	0	0	0	0.8	0	0	0	0	0
at Vanderbilt	02/02/2025		06:33	1-1	1.000	0-0	.000	0-0	.000	0	0	0	0.8	0	0	1	1	1
Oklahoma	02/06/2025		13:45	0-3	.000	0-0	.000	0-0	.000	2	2	4	1.0	1	2	2	1	1
Kentucky	02/10/2025		17:35	1-4	.250	0-2	.000	0-0	.000	1	1	2	1.1	0	1	3	0	0
at Arkansas	02/13/2025		15:48	2-3	.667	1-2	.500	0-0	.000	0	1	1	1.1	1	3	0	2	0
at Tennessee	02/16/2025		02:40	0-1	.000	0-0	.000	0-0	.000	0	0	0	1.0	0	0	2	0	0
Missouri	02/23/2025		01:06	0-0	.000	0-0	.000	0-0	.000	0	0	0	0.9	1	0	0	0	0
Totals			0 147:06	15-41	.366	4-14	.286	3-3	1.000	9	8	17	0.9	10	9	14	10	4
																		37 2.1

THE NOEL FILE	
BIRTHDAY	OCT. 6, 2005
MAJOR	JOURNALISM
OTHER REBELS TO WEAR #13	

Dominique Banks	2020
Heather Bantz	1998-00
Renee Chancellor	1988, 1990-92
Daney Dees	1976
Dana Fortenberry	1980-83
Jackie Ivy	1975
Ally Kelly	2002

CAREER HIGHS

Points: 8, 2x, MR: vs. Alcorn St. (12/30/24)  
Rebounds: 5, vs. Alcorn St. (12/30/23)  
Assists: 4, vs. Alcorn St. (12/30/23)  
Steals: 2, vs. MVSU (12/12/23)  
Blocks: 2, 4x, MR: at Arkansas (02/13/25)  
Field Goals: 4, vs. Alcorn St. (12/30/24)  
Free Throws: 3, vs. MVSU (12/12/23)  
Three Pointers: 1, 5x, MR: vs. Alabama St. (11/30/24)

SEASON HIGHS

Points: 8, 2x, MR: vs. Alcorn St. (12/30/24)  
Rebounds: 4, vs. #15 Oklahoma (02/06/25)  
Assists: 3 at Arkansas (02/13/25)  
Steals: 1, 4x, MR: vs. #15 Oklahoma (02/06/25)  
Blocks: 2, 3x, MR: at Arkansas (02/13/25)  
Field Goals: 4, vs. Alcorn St. (12/30/24)  
Free Throws: 2, vs. Tennessee St. (12/08/24)  
Three Pointers: 1, 4x, MR: at Arkansas (02/13/25)

SEASON SUPERLATIVES

Double-Figure Points: --  
Double-Figure Rebounds: --  
Double-Doubles: --  
5+ Rebounds: --  
5+ Assists: --  
Led Team in Points: --  
Led Team in Rebounds: --  
Led Team in Assists: --

CAREER STATS																		
			Field Goals		3-Point		F-Throws		Rebounds				Scoring					
SEASON	TEAM	GP-GS	MIN/AVG	FG-FGA	FG%	3FG-3FGA	3FG%	FT-FTA	FT%	OFF	DEF	TOT	AVG	PF-FO	A	TO	BLK	STL
2023-24	UM	20-0	154/7.7	12-29	.414	2-8	.250	6-10	.600	8	13	21	1.1	14-1	9	12	4	4
2024-25	UM	18-0	147/8.2	15-41	.366	4-14	.286	3-3	1.000	9	8	17	0.9	10-0	9	14	10	4
TOTAL		38-0	301/7.9	27-70	.386	6-22	.273	9-13	.692	17	21	38	1.0	24-1	18	26	14	8
																		69 1.8

Freshman • Forward • 6-2



## HIGH SCHOOL

- ## PERSONAL

- Daughter of Christian Dias Carerra and Henriete Duppre Carerra
- Born March 5, 2002

## MARCH 5, 2002

## FRESHMAN STUDIES

## 1981-82

1985

1986

1981

005-06

---

## CAREER HIGHS

110

## SEASON HIGHS

### Three Pointers: --

## SEASON SUPERLATIVES

Led Team in Assists: --

## SEASON GAME-BY-GAME

Opponent	Date	GS	MIN	Total		3-Pointers		Free throws		Rebounds				PF	A TO	BLK	STL	PTS	AVG	
				FG-FGA	PCT	3FG-3FGA	PCT	FT-FTA	PCT	OFF	DEF	TOT	AVG							
Ark-Pine Bluff	11/10/2024		06:14	1-1	1.000	0-0	.000	0-0	.000	1	0	1	1.0	0	2	0	0	2	2.0	
at Delaware St.	11/14/2024		04:20	1-1	1.000	0-0	.000	0-0	.000	1	0	1	1.0	0	0	0	0	2	2.0	
Jackson St.	11/18/2024		09:29	2-4	.500	0-0	.000	0-0	.000	1	1	2	1.3	1	1	1	0	4	2.7	
vs Boston College	11/25/2024		01:21	0-0	.000	0-0	.000	0-0	.000	0	0	0	1.0	0	0	0	0	0	2.0	
Alabama St.	11/30/2024		07:35	1-2	.500	0-0	.000	0-0	.000	1	0	1	1.0	1	1	2	0	2	2.0	
Tennessee St.	12/08/2024		01:23	0-0	.000	0-0	.000	0-0	.000	0	0	0	0.8	0	0	2	0	0	1.7	
Alcorn	12/30/2024		01:49	0-0	.000	0-0	.000	0-0	.000	0	0	0	0.7	0	0	0	0	0	1.4	
Florida	01/16/2025		02:27	0-1	.000	0-0	.000	1-2	.500	2	0	2	0.9	0	0	1	0	1	1.4	
Oklahoma	02/06/2025		02:00	1-1	1.000	0-0	.000	0-0	.000	1	0	1	0.9	1	0	0	0	2	1.4	
at Arkansas	02/13/2025		08:50	1-2	.500	0-0	.000	1-2	.500	2	2	4	1.2	1	1	0	0	3	1.6	
Totals			0 45:28	7-12	.583	0-0	.000	2-4	.500	9	3	12	1.2	4	5	6	1	3	16	1.6

## CAREER STATS

				Field Goals		3-Point		F-Throws		Rebounds									Scoring	
SEASON	TEAM	GP-GS	MIN/AVG	FG-FGA	FG%	3FG-3FGA	3FG%	FT-FTA	FT%	OFF	DEF	TOT	AVG	PF-FO	A	TO	BLK	STL	PTS	AVG
2024-25	UM	10-0	45/4.5	7-12	.583	0-0	.000	2-4	.500	9	3	12	1.2	4-0	5	6	1	3	16	1.6
TOTAL		10-0	45/4.5	7-12	.583	0-0	.000	2-4	.500	9	3	12	1.2	4-0	5	6	1	3	16	1.6

# ayanna THOMPSON

Desoto, Texas • Desoto

Junior • Guard • 6-1



## NOTES

### 2023-24 (SOPHOMORE)

- Appeared in 29 games, making her first career start
- Scored a season-high nine points in the Second Round of the NCAA Tournament
- Grabbed a season-best three rebounds twice

### 2022-23 (FRESHMAN)

- Came off the bench for Ole Miss in 30 games
- Scored a season-high 12 points in the win against Kentucky
- Snagged a career-high eight rebounds against Alabama A&M
- Dished out an assist in six games

### HIGH SCHOOL

- Member of the No. 11 ranked team nationally at Desoto in 2021
- McDonalds All-America honoree
- Member of the 28-2 team in 2021, winning Desoto's

first 6A State Title in program history

- Ranked as a four-star prospect and the No. 8 in Texas by ESPN

- Named to the TABC All-State team in 2021

### PERSONAL

- Born June 9, 2004
- Daughter of Tamara and Jeff Thompson
- Nickname is Yanna

## THE THOMPSON FILE

BIRTHDAY	JUNE 9, 2004
MAJOR	MULTI-DISCIPLINARY STUDIES

## OTHER REBELS TO WEAR #20

Ashley Johnson	2003-06
Kayla Melson	2007-10
Madinah Muhammad	2016-18
Glenda Springfield	1976-79
Nikki Williams	1993-94

## CAREER HIGHS

Points: 12, vs. Kentucky (02/13/23)  
 Rebounds: 8, vs. Alabama A&M (11/29/22)  
 Assists: 3, vs. UAPB (11/10/24)  
 Steals: 4, vs. Alabama St. (11/30/24)  
 Blocks: 2, at Stanford (03/19/23)  
 Field Goals: 4, 5x, MR: vs. Boston College (11/25/24)  
 Free Throws: 3, 3x, MR: at South Alabama (12/18/23)  
 Three Pointers: 3, 2x, MR: vs. UAPB (11/10/24)

## SEASON HIGHS

Points: 11, vs. UAPB (11/10/24)  
 Rebounds: 5, at Arkansas (02/13/25)  
 Assists: 3, vs. UAPB (11/10/24)  
 Steals: 4, vs. Alabama St. (11/30/24)  
 Blocks: 1, 2x, MR: vs. South Alabama (12/15/24)  
 Field Goals: 4, 2x, MR: vs. Boston College (11/25/24)  
 Free Throws: 2, vs. Tennessee St. (12/08/24)  
 Three Pointers: 3, vs. UAPB (11/10/24)

## SEASON SUPERLATIVES

Double-Figure Points: 2x, MR: vs. Boston College (11/25/24)  
 Double-Figure Rebounds: --  
 Double-Doubles: --  
 5+ Rebounds: 1x, at Arkansas (02/13/25)  
 5+ Assists: --  
 Led Team in Points: --  
 Led Team in Rebounds: --  
 Led Team in Assists: --

## SEASON GAME-BY-GAME

Opponent	Date	GS	MIN	Total		3-Pointers		Free throws		Rebounds				PF	A	TO	BLK	STL	PTS	AVG	
				FG-FGA	PCT	3FG-3FGA	PCT	FT-FTA	PCT	OFF	DEF	TOT	AVG								
vs Southern California	11/04/2024		11:03	0-1	.000	0-1	.000	0-0	.000	1	0	1	1.0	0	1	0	0	0	0.0		
Ark.-Pine Bluff	11/10/2024	*	29:21	4-12	.333	3-7	.429	0-0	.000	1	2	3	2.0	1	3	0	0	1	11	5.5	
at Delaware St.	11/14/2024		14:10	1-3	.333	1-3	.333	0-0	.000	0	1	1	1.7	2	0	0	0	1	3	4.7	
Jackson St.	11/18/2024		19:43	1-3	.333	1-3	.333	0-0	.000	0	0	0	1.3	0	2	1	0	1	3	4.3	
vs Boston College	11/25/2024		21:36	4-10	.400	1-5	.200	1-2	.500	0	0	0	1.0	0	1	0	0	1	10	5.4	
vs UConn	11/27/2024		06:58	0-0	.000	0-0	.000	0-0	.000	0	0	0	0.8	1	0	1	0	0	0	4.5	
Alabama St.	11/30/2024		18:21	2-4	.500	0-2	.000	1-3	.333	0	3	3	1.1	0	2	1	1	4	5	4.6	
at NC State	12/05/2024		04:55	0-1	.000	0-1	.000	0-0	.000	0	0	0	1.0	0	0	0	0	1	0	4.0	
Tennessee St.	12/08/2024		20:03	1-5	.200	1-4	.250	2-2	1.000	1	1	2	1.1	0	1	0	0	2	5	4.1	
South Alabama	12/15/2024		20:54	3-8	.375	1-5	.200	0-0	.000	0	2	2	1.2	2	2	0	1	2	7	4.4	
Mississippi Val.	12/21/2024		09:49	0-1	.000	0-1	.000	0-0	.000	0	1	1	1.2	1	0	0	0	0	0	4.0	
at Texas A&M	01/05/2025		03:46	0-0	.000	0-0	.000	0-0	.000	1	0	1	1.2	0	0	1	0	0	0	3.7	
Vanderbilt	01/09/2025		11:51	0-4	.000	0-4	.000	0-0	.000	0	0	0	1.1	0	0	2	0	0	0	3.4	
Alabama	01/12/2025		04:56	0-0	.000	0-0	.000	0-0	.000	0	2	2	1.1	1	0	0	0	0	0	3.1	
Florida	01/16/2025		00:32	0-0	.000	0-0	.000	0-0	.000	0	0	0	1.1	0	0	0	0	0	0	2.9	
at Vanderbilt	02/02/2025		02:13	0-0	.000	0-0	.000	0-0	.000	0	1	1	1.1	0	0	1	0	0	0	2.8	
at Arkansas	02/13/2025		10:37	1-5	.200	0-2	.000	1-3	.333	2	3	5	1.3	1	1	1	0	1	3	2.8	
Missouri	02/23/2025		03:11	1-1	1.000	0-0	.000	0-0	.000	0	0	0	1.2	0	0	0	0	0	2	2.7	
South Carolina	02/27/2025		01:07	0-0	.000	0-0	.000	0-0	.000	0	0	0	1.2	0	0	0	0	0	0	2.6	
at LSU	03/02/2025		03:59	0-1	.000	0-1	.000	0-0	.000	0	1	1	1.2	0	0	1	0	0	0	2.5	
Totals			1	219:04	18-59	.305	8-39	.205	5-10	.500	6	17	23	1.2	9	13	9	2	14	49	2.5

## CAREER STATS

				Field Goals		3-Point		F-Throws		Rebounds									Scoring	
SEASON	TEAM	GP-GS	MIN/AVG	FG-FGA	FG%	3FG-3FGA	3FG%	FT-FTA	FT%	OFF	DEF	TOT	AVG	PF-FO	A	TO	BLK	STL	PTS	AVG
2022-23	UM	30-0	374/12.5	35-91	.385	15-46	.326	9-11	.818	25	25	50	1.7	54-0	10	27	2	2	94	3.1
2023-24	UM	29-1	253/8.7	12-49	.245	4-16	.250	7-8	.875	5	13	18	0.6	26-0	9	17	2	12	35	1.2
2024-25	UM	20-1	219/11.0	18-59	.305	8-39	.205	5-10	.500	6	17	23	1.2	9-0	13	9	2	14	49	2.5
TOTAL		79-2	846/10.7	65-199	.327	27-101	.267	21-29	.724	36	55	91	1.2	89-0	32	53	6	28	178	2.3

24

madison  
SCOTT

Indian Head, Md. • Bishop McNamara

Graduate • Point Guard/Forward • 6-2



NOTES

- 2023-24 (SENIOR\*)**

  - Member of the First Team All-SEC and SEC All Defensive Team
  - Played in 32 games, starting all but one
  - Two-time SEC Player of the Week, first player to do so since 2006-07
  - Picked up double-digit scoring in 24 games
  - Had eight double-doubles
  - Scored a career-best 27 points in OT win at Florida

**2022-23 (JUNIOR)**

  - Second Team All-SEC, SEC All-Defensive Team, SEC Community Service Team
  - Started in all 34 games for the Rebels
  - Totaled a team leading 11 double-doubles, reached the 20 career mark to rank 10th in program history
  - Ole Miss' most efficient shooter, with a team leading .510 field goal percentage
  - Led the team with 8.0 boards per game, ranked second with 11.6 points per game

**2021-22 (SOPHOMORE)**

  - Started in all 32 games
- Had a career-best performance with 21 points against Jackson State
  - 15 games with 10-plus points

**2020-21 (FRESHMAN)**

  - Named the SEC Freshman of the Year, the first for Ole Miss since 2003-04 (Armintie Price)
  - Six-time SEC Freshman of the Week, one of three six time winners ever
  - Led SEC freshmen in rebounding, averaging 7.1 boards per game

**HIGH SCHOOL**

  - ESPN 5-star recruit (No. 13 overall)
  - No. 2 wing player nationally by ESPN
  - McDonald's All-American (first in Ole Miss women's basketball history)
  - Naismith High School Girls Trophy Watch List
  - Jordan Brand All-American

**PERSONAL**

  - Has three siblings: London, Summer and Zion
  - Dean's List throughout entire high school career

SEASON GAME-BY-GAME

Opponent	Date	GS	MIN	Total		3-Pointers		Free throws		Rebounds				PF	A	TO	BLK	STL	PTS	AVG	
				FG-FGA	PCT	3FG-3FGA	PCT	FT-FTA	PCT	OFF	DEF	TOT	AVG								
vs Southern California	11/04/2024	*	37:49	6-17	.353	2-3	.667	0-2	.000	1	3	4	4.0	3	5	1	0	3	14	14.0	
Ark.-Pine Bluff	11/10/2024	*	19:55	4-8	.500	0-0	.000	0-0	.000	2	1	3	3.5	2	4	1	3	0	8	11.0	
at Delaware St.	11/14/2024	*	23:04	6-12	.500	0-0	.000	1-2	.500	3	2	5	4.0	1	4	1	1	2	13	11.7	
Jackson St.	11/18/2024	*	18:28	3-6	.500	0-0	.000	3-7	.429	1	2	3	3.8	1	5	3	2	2	9	11.1	
vs Boston College	11/25/2024	*	16:49	2-5	.400	0-0	.000	1-3	.333	0	4	4	3.8	1	0	0	2	0	5	9.8	
vs UConn	11/27/2024	*	36:19	5-17	.294	0-2	.000	0-2	.000	3	4	7	4.3	3	6	1	1	2	10	9.8	
Alabama St.	11/30/2024	*	17:56	4-5	.800	0-0	.000	1-1	1.000	1	1	2	4.0	0	3	1	1	2	9	9.7	
at NC State	12/05/2024	*	31:02	6-13	.462	0-0	.000	3-7	.429	3	2	5	4.1	3	0	5	3	0	15	10.4	
Tennessee St.	12/08/2024	*	25:01	7-12	.583	1-2	.500	1-2	.500	2	7	9	4.7	3	2	1	0	2	16	11.0	
South Alabama	12/15/2024	*	28:10	2-6	.333	0-1	.000	3-4	.750	2	2	4	4.6	4	4	2	1	1	7	10.6	
Mississippi Val.	12/21/2024	*	32:55	5-5	1.000	0-0	.000	3-3	1.000	4	6	10	5.1	0	6	2	1	0	13	10.8	
Alcorn	12/30/2024	*	26:46	6-8	.750	0-0	.000	0-0	.000	1	6	7	5.3	2	7	0	0	2	12	10.9	
at Auburn	01/02/2025	*	25:15	3-7	.429	0-0	.000	1-2	.500	0	3	3	5.1	5	3	5	0	1	7	10.6	
at Texas A&M	01/05/2025	*	35:54	5-14	.357	0-0	.000	4-6	.667	2	3	5	5.1	2	2	2	0	0	14	10.9	
Vanderbilt	01/09/2025	*	37:21	5-8	.625	0-0	.000	0-0	.000	2	3	5	5.1	1	7	5	1	1	10	10.8	
Alabama	01/12/2025	*	36:40	3-11	.273	0-2	.000	2-2	1.000	1	6	7	5.2	5	5	1	1	0	8	10.6	
Florida	01/16/2025	*	36:24	3-7	.429	0-0	.000	2-2	1.000	0	2	2	5.0	4	5	4	1	0	8	10.5	
at Mississippi St.	01/19/2025	*	38:17	11-18	.611	1-1	1.000	7-8	.875	2	2	4	4.9	2	3	1	1	1	30	11.6	
Texas	01/26/2025	*	40:00	6-13	.462	0-1	.000	5-5	1.000	0	4	4	4.9	3	3	3	0	0	17	11.8	
at Georgia	01/30/2025	*	37:38	6-12	.500	0-0	.000	7-7	1.000	0	8	8	5.1	2	5	2	0	1	19	12.2	
at Vanderbilt	02/02/2025	*	38:26	7-11	.636	0-0	.000	2-3	.667	3	3	6	5.1	3	3	3	2	1	16	12.4	
Oklahoma	02/06/2025	*	28:40	6-13	.462	0-0	.000	0-0	.000	0	1	1	4.9	4	2	0	0	2	12	12.4	
Kentucky	02/10/2025	*	35:46	9-22	.409	0-2	.000	4-4	1.000	2	4	6	5.0	0	2	0	2	0	22	12.8	
at Arkansas	02/13/2025	*	21:12	5-7	.714	0-0	.000	0-0	.000	2	9	11	5.2	0	5	0	1	2	10	12.7	
at Tennessee	02/16/2025	*	36:42	2-11	.182	0-1	.000	6-6	1.000	0	9	9	5.4	4	7	2	0	1	10	12.6	
Missouri	02/23/2025	*	21:18	2-5	.400	0-0	.000	0-2	.000	1	4	5	5.3	3	1	1	0	1	4	12.2	
South Carolina	02/27/2025	*	25:01	1-6	.167	0-1	.000	2-2	1.000	1	4	5	5.3	2	3	0	2	1	4	11.9	
at LSU	03/02/2025	*	18:10	1-4	.250	0-0	.000	0-0	.000	0	2	2	5.2	4	4	0	0	0	2	11.6	
Totals			27	826:58	131-283	.463	4-16	.250	58-82	.707	39	107	146	5.2	67	106	47	26	28	324	11.6

THE SCOTT FILE

BIRTHDAY	DEC. 27, 2004
MAJOR	PSYCHOLOGY
OTHER REBELS TO WEAR #24	
Chandra Dorsey	1998-01
Shannon Dozier	2019
Bretta Hart	2014-17
Jackie Martin	1988-92
Armintie Price	2004-07

CAREER HIGHS

Points: 30, at Mississippi St. (01/19/25)  
Rebounds: 17, vs. Jacksonville (12/14/22)  
Assists: 8, 4x, MR: vs. Arkansas (03/03/24)  
Steals: 6, vs. Belmont (11/11/21)  
Blocks: 4, 3x, MR: at Auburn (01/22/23)  
Field Goals: 11, at Mississippi St. (01/19/25)  
Free Throws: 11, vs. LSU (01/07/24)  
Three Pointers: 2, vs. USC (11/04/24)

SEASON HIGHS

Points: 30, at Mississippi St. (01/19/25)  
Rebounds: 11, at Arkansas (02/13/25)  
Assists: 7, 3x, MR: at #15 Tennessee (02/16/25)  
Steals: 3, vs. USC (11/04/24)  
Blocks: 3, 2x, MR: at NC State (12/05/24)  
Field Goals: 11, at Mississippi St. (01/19/25)  
Free Throws: 7, 2x, MR: at Georgia (01/30/25)  
Three Pointers: 2, vs. USC (11/04/24)

SEASON SUPERLATIVES

Double-Figure Points: 17x, MR: at #15 Tennessee (02/16/25)  
Double-Figure Rebounds: 2x, MR: at Arkansas (02/13/25)  
Double-Doubles: 2x, MR: at Arkansas (02/13/25)  
5+ Rebounds: 16x, MR: vs. #6 South Carolina (02/27/25)  
5+ Assists: 11x, MR: at #15 Tennessee (02/16/25)  
Led Team in Points: 7x, MR: vs. #8 Kentucky (02/10/25)  
Led Team in Rebounds: 6x, MR: at Arkansas (02/13/25)  
Led Team in Assists: 15x, MR: at #7 LSU (03/02/25)

CAREER STATS

				Field Goals		3-Point		F-Throws		Rebounds									Scoring	
SEASON	TEAM	GP-GS	MIN/AVG	FG-FGA	FG%	3FG-3FGA	3FG%	FT-FTA	FT%	OFF	DEF	TOT	AVG	PF-FO	A	TO	BLK	STL	PTS	AVG
2020-21	UM	24-20	589/24.6	82-152	.539	0-0	.000	66-98	.673	65	106	171	7.1	61-0	25	33	23	21	230	9.6
2021-22	UM	32-32	837/26.2	118-243	.486	0-1	.000	70-107	.654	92	128	220	6.9	80-4	46	68	29	42	306	9.6
2022-23	UM	34-34	1006/29.6	148-290	.510	0-1	.000	97-146	.664	85	188	273	8.0	76-0	72	70	31	36	393	11.6
2023-24	UM	32-31	990/30.9	152-310	.490	2-9	.222	102-144	.708	67	139	206	6.4	69-0	109	77	20	27	408	12.8
2024-25	UM	28-27	827/29.5	131-283	.463	4-16	.250	58-82	.707	39	107	146	5.2	67-2	106	47	26	28	324	11.6
TOTAL		150-144	4249/28.3	631-1278	.494	6-27	.222	393-577	.681	348	668	1016	6.8	353-6	358	295	129	154	1661	11.1

# 33 kharyssa RICHARDSON

Douglasville, Ga. • New Manchester • Auburn

Junior • Forward • 6-2



## NOTES

### SOPHOMORE (2023-24)

- Played in all 33 games, starting in six
- Picked up a career-high 21 points on 9-for-10 shooting against Tennessee
- Recorded double-digit scoring in five games
- Had career-best four steals against Alcorn State

### AT AUBURN

- Played in 28 games for the Tigers, starting in all but one
- Ranked second on the team off the glass, averaging 4.7 rpg
- Led AU in rejections with a total of 23 blocks
- Averaged 7.2 points per contest

### HIGH SCHOOL

- Averaged 18.3 points and 8.9 rebounds as a senior at New Manchester
- Georgia Class 5A All-State selection as a junior

- Helped team to regional championship and GHSA Elite Eight in 2021

### PERSONAL

- Born Aug. 31, 2004
- Daughter of Consweiler and Vincent Richardson
- Has three brothers - Javier, Jakobe and TJ

## THE RICHARDSON FILE

BIRTHDAY	AUG. 31, 2004
MAJOR	INTEGRATED MARKETING COMM.

## OTHER REBELS TO WEAR #33

Cynthia Autry	1986-87-88-89
Susan Carpenter	1975
Jennie Gadd	1997-98-99
Sherry King	1981-82
Antrice McGill	1990-91

## CAREER HIGHS

Points: 21, vs. Tennessee (01/28/24)  
 Rebounds: 16, vs. Florida (01/30/23)  
 Assists: 2, 6x, MR: vs. #6 South Carolina (02/27/25)  
 Steals: 4, vs. Alcorn St. (12/30/23)  
 Blocks: 3, vs. Oklahoma (11/09/23)  
 Field Goals: 9, vs. Tennessee (01/28/24)  
 Free Throws: 7, vs. Temple (11/15/23)  
 Three Pointers: 2, vs. Tennessee (01/28/24)

## SEASON HIGHS

Points: 12, 2x, MR: vs. Alcorn St. (12/30/24)  
 Rebounds: 11, vs. UAPB (11/10/24)  
 Assists: 2, 2x, MR: vs. #6 South Carolina (02/27/25)  
 Steals: 2, vs. Alcorn St. (12/30/24)  
 Blocks: 2, vs. MVSU (12/21/24)  
 Field Goals: 5, vs. MVSU (12/21/24)  
 Free Throws: 4, vs. South Alabama (12/15/24)  
 Three Pointers: 1, 4x, MR: vs. #6 South Carolina (02/27/25)

## SEASON SUPERLATIVES

Double-Figure Points: 3x, MR: vs. Florida (01/16/25)  
 Double-Figure Rebounds: 1x, vs. UAPB (11/10/24)  
 Double-Doubles: --  
 5+ Rebounds: 1x, vs. UAPB (11/10/24)  
 5+ Assists: --  
 Led Team in Points: --  
 Led Team in Rebounds: 1x, vs. UAPB (11/10/24)  
 Led Team in Assists: --

## SEASON GAME-BY-GAME

Opponent	Date	GS	MIN	Total		3-Pointers		Free throws		Rebounds				PF	A	TO	BLK	STL	PTS	AVG
				FG-FGA	PCT	3FG-3FGA	PCT	FT-FTA	PCT	OFF	DEF	TOT	AVG							
vs Southern California	11/04/2024		05:17	0-3	.000	0-1	.000	0-0	.000	0	0	0	0.0	2	0	3	1	0	0	0.0
Ark.-Pine Bluff	11/10/2024		14:43	1-5	.200	1-3	.333	2-2	1.000	1	10	11	5.5	1	0	1	1	0	5	2.5
at Delaware St.	11/14/2024		14:01	2-3	.667	0-0	.000	0-0	.000	0	2	2	4.3	0	0	1	0	0	4	3.0
Jackson St.	11/18/2024		09:24	0-3	.000	0-0	.000	1-2	.500	1	0	1	3.5	1	0	0	0	0	1	2.5
vs Boston College	11/25/2024		05:00	0-0	.000	0-0	.000	0-0	.000	0	0	0	2.8	2	0	0	0	0	0	2.0
Alabama St.	11/30/2024		16:54	2-4	.500	0-1	.000	3-4	.750	1	1	2	2.7	2	1	2	1	1	7	2.8
at NC State	12/05/2024		09:00	0-5	.000	0-2	.000	0-0	.000	0	1	1	2.4	1	0	0	0	0	0	2.4
Tennessee St.	12/08/2024		12:29	0-2	.000	0-0	.000	2-2	1.000	0	1	1	2.3	3	0	2	0	0	2	2.4
South Alabama	12/15/2024		07:06	1-2	.500	0-0	.000	4-4	1.000	0	2	2	2.2	3	0	2	0	0	6	2.8
Mississippi Val.	12/21/2024	*	21:26	5-10	.500	0-1	.000	2-5	.400	3	0	3	2.3	2	1	5	2	0	12	3.7
Alcorn	12/30/2024		16:17	4-7	.571	1-1	1.000	3-4	.750	0	2	2	2.3	1	2	0	0	2	12	4.5
at Auburn	01/02/2025		20:03	3-6	.500	1-2	.500	0-0	.000	1	0	1	2.2	4	0	1	1	0	7	4.7
at Texas A&M	01/05/2025		04:06	0-0	.000	0-0	.000	0-0	.000	0	0	0	2.0	1	0	0	0	1	0	4.3
Vanderbilt	01/09/2025		14:46	3-6	.500	0-0	.000	1-1	1.000	2	2	4	2.1	3	0	0	0	0	7	4.5
Alabama	01/12/2025		02:27	0-0	.000	0-0	.000	0-0	.000	0	1	1	2.1	1	0	1	0	0	0	4.2
Florida	01/16/2025		16:12	4-8	.500	0-2	.000	2-2	1.000	0	1	1	2.0	3	1	2	0	0	10	4.6
at Georgia	01/30/2025		05:00	0-2	.000	0-0	.000	0-0	.000	0	0	0	1.9	1	0	0	0	0	0	4.3
Oklahoma	02/06/2025		01:18	0-1	.000	0-0	.000	0-0	.000	0	0	0	1.8	0	0	1	0	0	0	4.1
Kentucky	02/10/2025		02:09	0-0	.000	0-0	.000	0-0	.000	0	0	0	1.7	0	0	0	0	0	0	3.8
at Arkansas	02/13/2025		11:47	2-4	.500	0-0	.000	0-0	.000	0	1	1	1.7	1	0	0	1	0	4	3.9
at Tennessee	02/16/2025		00:48	0-0	.000	0-0	.000	0-0	.000	0	0	0	1.6	0	0	0	0	0	0	3.7
Missouri	02/23/2025		03:47	0-1	.000	0-0	.000	2-2	1.000	0	0	0	1.5	0	0	0	1	0	2	3.6
South Carolina	02/27/2025		22:53	3-8	.375	1-1	1.000	1-1	1.000	0	2	2	1.5	4	2	2	1	0	8	3.8
at LSU	03/02/2025		14:47	3-7	.429	0-1	.000	1-2	.500	0	2	2	1.5	1	0	2	0	0	7	3.9
<b>Totals</b>		<b>1</b>	<b>251:40</b>	<b>33-87</b>	<b>.379</b>	<b>4-15</b>	<b>.267</b>	<b>24-31</b>	<b>.774</b>	<b>9</b>	<b>28</b>	<b>37</b>	<b>1.5</b>	<b>37</b>	<b>7</b>	<b>25</b>	<b>9</b>	<b>4</b>	<b>94</b>	<b>3.9</b>

## CAREER STATS


				Field Goals		3-Point		F-Throws		Rebounds				Scoring						
SEASON	TEAM	GP-GS	MIN/AVG	FG-FGA	FG%	3FG-3FGA	3FG%	FT-FTA	FT%	OFF	DEF	TOT	AVG	PF-FO	A	TO	BLK	STL	PTS	AVG
2022-23	AU	28-27	597/21.3	79-182	.434	0-8	.000	43-55	.782	54	77	131	4.7	73-0	7	37	24	25	201	7.2
2023-24	UM	33-6	523/15.8	70-159	.440	8-16	.500	45-65	.692	26	75	101	3.1	49-0	15	50	16	18	193	5.8
2024-25	UM	24-1	252/10.5	33-87	.379	4-15	.267	24-31	.774	9	28	37	1.5	37-0	7	25	9	4	94	3.9
<b>TOTAL FOR UM</b>		<b>57-7</b>	<b>774/13.6</b>	<b>103-246</b>	<b>.419</b>	<b>12-31</b>	<b>.387</b>	<b>69-96</b>	<b>.719</b>	<b>35</b>	<b>103</b>	<b>138</b>	<b>2.4</b>	<b>86-0</b>	<b>22</b>	<b>75</b>	<b>25</b>	<b>22</b>	<b>287</b>	<b>5.0</b>
<b>TOTAL</b>		<b>85-34</b>	<b>1371/16.1</b>	<b>182-428</b>	<b>.425</b>	<b>12-39</b>	<b>.308</b>	<b>112-151</b>	<b>.742</b>	<b>89</b>	<b>180</b>	<b>269</b>	<b>3.2</b>	<b>159-0</b>	<b>29</b>	<b>112</b>	<b>49</b>	<b>47</b>	<b>488</b>	<b>5.7</b>



rhema

35 COLLINS

Nassau, Bahamas • The Webb School (Tenn.)

Sophomore • Forward • 6-2





NOTES

FRESHMAN (2023-24)

- Appeared in 11 games for Ole Miss
- Picked up a season-high five points versus Mississippi Valley State
- Grabbed career-high four rebounds two times

HIGH SCHOOL

- Integral part in The Webb School winning back-to-back Tennessee Division II-A State Championships in 2021 and 2022
- Represented the Bahamas at the 2019 Centrobasket U17 Women's Championship
- Second Bahamian to play under McPhee-McCuin at Ole Miss, joining former Rebel Valerie Nesbitt (2020-21)

PERSONAL

- Born Jan. 8, 2005
- Daughter of Angela and Steve Collins

SEASON GAME-BY-GAME																					
Opponent	Date	GS	MIN	Total		3-Pointers		Free throws		Rebounds				PF	A	TO	BLK	STL	PTS	AVG	
				FG-FGA	PCT	3FG-3FGA	PCT	FT-FTA	PCT	OFF	DEF	TOT	AVG								
vs Southern California	11/04/2024		00:53	0-1	.000	0-0	.000	0-0	.000	0	0	0	0.0	0	0	0	0	0	0.0		
Ark.-Pine Bluff	11/10/2024		04:39	0-0	.000	0-0	.000	0-0	.000	1	2	3	1.5	0	0	0	0	0	0.0		
at Delaware St.	11/14/2024		02:55	0-1	.000	0-0	.000	0-0	.000	1	0	1	1.3	0	0	0	0	0	0.0		
Jackson St.	11/18/2024		06:14	0-2	.000	0-0	.000	2-2	1.000	1	0	1	1.3	0	0	0	2	2	0.5		
vs Boston College	11/25/2024		10:05	1-2	.500	0-0	.000	3-6	.500	3	2	5	2.0	1	2	0	1	1	1.4		
vs UConn	11/27/2024		03:24	1-1	1.000	0-0	.000	0-0	.000	1	0	1	1.8	0	0	0	0	2	1.5		
Alabama St.	11/30/2024		07:15	1-4	.250	0-0	.000	1-2	.500	2	3	5	2.3	1	0	2	2	1	1.7		
Tennessee St.	12/08/2024		12:38	4-5	.800	0-0	.000	4-6	.667	3	1	4	2.5	3	1	1	2	1	12	3.0	
South Alabama	12/15/2024		13:53	4-5	.800	0-0	.000	2-3	.667	0	1	1	2.3	2	0	1	1	3	10	3.8	
at Auburn	01/02/2025		00:14	0-0	.000	0-0	.000	0-0	.000	0	0	0	2.1	1	0	0	0	0	0	3.4	
Vanderbilt	01/09/2025		01:55	0-1	.000	0-0	.000	0-0	.000	1	1	2	2.1	0	0	1	0	0	0	3.1	
Kentucky	02/10/2025		03:03	1-3	.333	0-0	.000	0-1	.000	2	0	2	2.1	0	0	0	0	0	2	3.0	
at Arkansas	02/13/2025		13:51	1-3	.333	0-0	.000	2-2	1.000	2	1	3	2.2	2	0	0	1	0	4	3.1	
Totals			0	80:59	13-28	.464	0-0	.000	14-22	.636	17	11	28	2.2	10	3	5	7	8	40	3.1

THE COLLINS FILE	
BIRTHDAY	JANUARY 8, 2005
MAJOR	EXERCISE SCIENCE

OTHER REBELS TO WEAR #35	
Jan Barnett	1977-78-79-80
Tarsha Bethley	1996-97-98-99
Vikki Craig	1983, 1985-86
Shawn Goff	2006-07-08-09
Michelle Hartzog	1987-88-89-90
Dorianne Johnson	1993-94
Liz Marable	1980-81

CAREER HIGHS	
Points:	12, vs. Tennessee St. (12/08/24)
Rebounds:	5, 2x, MR: vs. Alabama St. (11/30/24)
Assists:	2, vs. Boston College (11/25/24)
Steals:	3, vs. South Alabama (12/15/24)
Blocks:	2, 3x, MR: vs. Tennessee St. (12/08/24)
Field Goals:	4, vs. Tennessee St. (12/08/24)
Free Throws:	4, vs. Tennessee St. (12/08/24)
Three Pointers:	1, at Southern Miss (12/02/23)

SEASON HIGHS	
Points:	12, vs. Tennessee St. (12/08/24)
Rebounds:	5, 2x, MR: vs. Alabama St. (11/30/24)
Assists:	2, vs. Boston College (11/25/24)
Steals:	3, vs. South Alabama (12/15/24)
Blocks:	2, 2x, MR: vs. Tennessee St. (12/08/24)
Field Goals:	4, 2x, MR: vs. South Alabama (12/15/24)
Free Throws:	4, vs. Tennessee St. (12/08/24)
Three Pointers:	--

SEASON SUPERLATIVES	
Double-Figure Points:	2x, MR: vs. South Alabama (12/15/24)
Double-Figure Rebounds:	--
Double-Doubles:	--
5+ Rebounds:	2x, MR: vs. Alabama St. (11/30/24)
5+ Assists:	--
Led Team in Points:	--
Led Team in Rebounds:	--
Led Team in Assists:	--

CAREER STATS																				
				Field Goals		3-Point		F-Throws		Rebounds									Scoring	
SEASON	TEAM	GP-GS	MIN/AVG	FG-FGA	FG%	3FG-3FGA	3FG%	FT-FTA	FT%	OFF	DEF	TOT	AVG	PF-FO	A	TO	BLK	STL	PTS	AVG
2023-24	UM	11-0	55/5.0	2-9	.222	1-1	1.000	6-9	.667	7	9	16	1.5	7-0	3	4	2	1	11	1.0
2024-25	UM	13-0	81/6.2	13-28	.464	0-0	.000	14-22	.636	17	11	28	2.2	10-0	3	5	7	8	40	3.1
TOTAL		24-0	136/5.7	15-37	.405	1-1	1.000	20-31	.645	24	20	44	1.8	17-0	6	9	9	9	51	2.1

