

MISSISSIPPI STATE

WOMEN'S BASKETBALL

86 ALL-SEC HONORS | 61 ALL-AMERICAN HONORS | 13 NCAA TOURNAMENT APPEARANCES | 4 SWEET SIXTEENS | 2 NCAA FINAL FOURS | 3 SEC CHAMPIONSHIPS

2025-26 SCHEDULE

RECORD	8-1
NON-CONFERENCE	8-1
SEC	0-0
HOME	6-0
AWAY	0-1
NEUTRAL	2-0

DATE	MSU	OPP	OPPONENT	TV	TIME/RESULT
NOVEMBER (7-1)					
N3	-	-	Davidson	SECN+	W, 66-57
N7	-	-	Georgia State	SECN+	W, 88-62
N9	-	-	MS Valley State	SECN+	W, 107-43
N13	-	-	Jackson State	SECN+	W, 82-55
N20	-	-	at Texas Tech	ESPN+	L, 62-69
N24	-	-	vs Alcorn State!	Flo Sports	W, 65-51
N25	-	-	vs Middle Tenn.	Flo Sports	W, 69-47
N30	-	-	ULM	SECN+	W, 66-54
DECEMBER (1-0)					
D4	-	-	Pitt^	SECN	W, 79-44
D7	-	-	Charlotte	SECN+	2 p.m.
D14	-	-	Southern Miss	SECN+	2 p.m.
D17	-	-	Alabama State	SECN+	6:30 p.m.
D20	-	-	at La Salle		12 p.m.
D28	-	-	Samford	SECN+	2 p.m.
JANUARY					
J1	-	-	Auburn*	SECN+	6:30 p.m.
J4	-	9	at Oklahoma*	SECN+	2 p.m.
J8	-	19	Tennessee*	SECN+	6:30 p.m.
J11	-	13	at Ole Miss*	SECN	5 p.m.
J15	-	15	Vanderbilt*	SECN	5:30 p.m.
J18	-	17	Kentucky*	SECN+	2 p.m.
J25	-	-	at Alabama*	SECN+	2 p.m.
J29	-	19	at Tennessee*	SECN+	5:30 p.m.
FEBRUARY					
F1	-	-	Missouri*	SECN+	2 p.m.
F5	-	3	at South Carolina*	SECN	5:30 p.m.
F12	-	-	Georgia*	SECN+	6:30 p.m.
F16	-	-	at Arkansas*	SECN	6:30 p.m.
F19	-	-	Florida*	SECN+	6:30 p.m.
F22	-	2	at Texas*	SECN	1 p.m.
F26	-	-	at Texas A&M*	SECN+	7 p.m.
MARCH					
M1	-	5	LSU*	SECN	3 p.m.
M4-8			2025 SEC Tournament		Greenville, S.C.

All Times Central | Rankings listed reflect date of game

* - SEC game | ^ - ACC/SEC Challenge | ! - Emerald Coast Classic

All games on ESPN networks (ESPN, ESPN2, ESPNU, and SECN) are also available through the ESPN App or ESPN.com/watch.

SERIES HISTORY

OVERALL	First Meeting
STREAK	First Meeting
IN STARKVILLE	First Meeting
LAST MEETING	First Meeting
LAST 10 MEETINGS	First Meeting
UNDER PURCELL	First Meeting

6

Madison Francis has collected six blocks in two different games this season, making her the only player in the country to have more than one 6+ block game.

GAME 10 | DEC. 7, 2025 | 7:00 P.M. CT | STARKVILLE, MISS. | HUMPHREY COLISEUM



VS



MISSISSIPPI STATE BULLDOGS (8-1, 0-0 SEC)

In The Polls - AP: N/A | USA Today Coaches' Poll: N/A
NET Ranking: 39
Last Game: W, vs Pitt, 79-44 (12/4/25)
Streak: W4
Head Coach: Sam Purcell
Record at MSU: 75-36 (Fourth Season)
Career Record: SAME

CHARLOTTE 49ERS (4-5, 0-0 AAC)

In The Polls - AP: N/A | USA Today Coaches' Poll: N/A
NET Ranking: 154
Last Game: L, vs George Washington, 67-81 (11/29/25)
Streak: L2
Head Coach: Tomekia Reed
Record at CLT: 15-26 (Second Season)
Career Record: 140-80 (Eighth Season)

HOW TO FOLLOW THE DAWGS

WATCH: SECN+

PxP - Will Kollmeyer
Analyst - Brittany Lange

LISTEN: Hail State On-Demand

Online - HailState.com
Radio - Starkville - 96.1
PxP - Jason Crowder
Analyst - Amy Pryor

LIVE STATS: Stat Broadcast

Online - msu.statbroadcast.com

SOCIAL MEDIA

@HailStateWBK

TIPPING IT OFF

LAST TIME OUT

- The Bulldogs helped the SEC to a 13-3 record in the ACC/SEC Challenge, as State dominated Pitt, 79-44.
- State held the Panthers to 14 points in the first half, which tied the fewest amount of points an MSU opponent had scored in the first half this season.
- The Bulldogs held Pitt to just 22 percent shooting from the floor. On the offensive side of the ball, State turned the ball over just eight times, which marked the best single-game total for the Bulldogs.
- Destiney McPhaul collected a career-high 22 points on 61.5 percent shooting. It marked the second 20+ point performance of her career, with the first coming in the season opener against Davidson (Nov. 3).
- Favour Nwaedozi picked up 14 points and seven rebounds, along with a pair of blocks.
- Madison Francis earned her first career double-double with 10 points and 10 rebounds. She also rejected two shots in the contest.
- Saniyah King collected season-highs of eight points and four assists with a pair of makes from distance.
- Trayanna Crisp also finished with eight points and knocked down a pair of triples. Crisp has knocked down at least one three in nine consecutive games. The only game she has not hit a three in was the season-opener against Davidson (Nov. 3).
- The victory over Pitt marked the first win in three years of the ACC/SEC Challenge for the Bulldogs.

SCOUTING THE OPPONENT - CHARLOTTE

- Charlotte will be playing in their first game since in over a week, as they last played on November 29 against George Washington in the Cayman Island Classic, where they lost 81-67.
- Princess Anderson leads the 49ers with 14.9 points per game. Zoe Best trails her with 10.2 points.

STATE IN NON-CONFERENCE PLAY

- The Bulldogs are 8-1 in non-conference play this season.
- Under head coach Sam Purcell, State is 45-6 in regular season non-conference play.
- Inside Humphrey Coliseum, the Bulldogs are 27-1 in regular season non-conference play. The only loss came in Purcell's second season against Miami, where only seven players were available for the game.
- The Bulldogs are undefeated against the American Conference in Purcell's four seasons, as they hold two wins over Memphis and wins over South Florida and Tulsa.

BLOCK U!

- The Bulldogs rank fourth in the SEC and 13th nationally with 6.2 blocks per game.
- Freshman Madison Francis leads the charge with 28 total blocks, and ranks first in the SEC and fourth nationally with 3.1 per game.
- Favour Nwaedozi ranks 12th in the SEC with 1.2 BPG.

PROBABLE STARTERS (BASED OFF LAST GAME)

#	NAME	POS.	HT.	CL.	HOMETOWN	GP-GS	MPG	PPG	RPG	APG	FG%	FT%	OTHER
2	Destiney McPhaul	G	5-9	R-Sr.	Philadelphia, Pa.	9-9	29.7	12.8	3.0	2.9	56.0	78.3	1.7 SPG
4	Trayanna Crisp	G	5-8	Sr.	Goodyear, Ariz.	9-9	25.3	7.3	2.1	2.6	41.5	90.0	1.0 SPG
5	Chandler Prater	G/F	5-10	Gr.	Kansas City, Mo.	9-9	22.0	9.3	5.2	2.8	39.0	87.9	1.1 SPG
25	Favour Nwaedozi	F	6-3	Jr.	Delta, Nigeria	9-9	23.7	11.7	9.3	1.9	58.1	54.3	1.2 BPG
40	Madison Francis	F	6-2	Fr.	Lancaster, N.Y.	9-5	28.8	11.8	6.6	1.9	47.7	73.1	3.1 BPG

11

The Bulldog's roster are all from 11 different states/countries. Seven states, three countries and Washington D.C. are all represented. New York is the only duplicate.

30

The Bulldogs have shot 30+ Free Throws in two games this season. They last time they shot 30+ free throws before this season was in 2023.

NUMERICAL ROSTER

#	NAME	POS.	HT.	CL.	EXP.	HOMETOWN / HIGH SCHOOL / PREVIOUS SCHOOL
1	Saniyah King	G	5-7	So.	TR	Washington, D.C. / Bishop Ireton HS / Howard
2	Destiney McPhaul	G	5-9	R-Sr.	1L	Philadelphia, Pa. / West Catholic HS / Temple / Northwest Florida State College
4	Trayanna Crisp	G	5-8	Sr.	TR	Goodyear, Ariz. / Millenium HS / Arizona State / North Carolina
5	Chandler Prater	G/F	5-10	Gr.^	1L	Kansas City, Mo. / North Kansas City HS / Kansas / Oklahoma State
8	Awa Fane	G	5-8	Jr.	TR	Thies, Senegal / Life Preparatory Academy / Panola College
10	Jaylah Lampley	G	6-1	Fr.	HS	Fishers, Ind. / Lawrence Central HS
13	Rocío Jiménez	C	6-7	R-So.	2L	Elías Piña, Dominican Republic / Central Pointe Christian Academy
22	Nataliyah Gray	F	6-3	Fr.	HS	Houston, Texas / Alief Taylor HS
23	Faith Wylder	C	6-6	So.	TR	New York, N.Y. / Pontomac Homeschool Christian Academy / Stony Brook
25	Favour Nwaedozi	F	6-3	Jr.	TR	Delta, Nigeria / Hakuho Girls' HS (Japan) / Mukogawa Women's University (Japan)
33	Kharyssa Richardson	F	6-2	Sr.	TR	Douglasville, Ga. / New Manchester HS / Auburn / Ole Miss
40	Madison Francis	F	6-2	Fr.	HS	Lancaster, N.Y. / Lancaster Central HS

^ Exercising extra year of eligibility granted by NCAA for 2020-21 season due to Covid-19

ALPHABETICAL ROSTER

#	NAME	POS.	HT.	CL.	EXP.	HOMETOWN / HIGH SCHOOL / PREVIOUS SCHOOL
4	Trayanna Crisp	G	5-8	Sr.	TR	Goodyear, Ariz. / Millenium HS / Arizona State / North Carolina
8	Awa Fane	G	5-8	Jr.	TR	Thies, Senegal / Life Preparatory Academy / Panola College
40	Madison Francis	F	6-2	Fr.	HS	Lancaster, N.Y. / Lancaster Central HS
22	Nataliyah Gray	F	6-3	Fr.	HS	Houston, Texas / Alief Taylor HS
8	Awa Fane	G	5-8	Jr.	TR	Thies, Senegal / Life Preparatory Academy / Panola College
13	Rocío Jiménez	C	6-7	R-So.	2L	Elías Piña, Dominican Republic / Central Pointe Christian Academy
10	Jaylah Lampley	G	6-1	Fr.	HS	Fishers, Ind. / Lawrence Central HS
2	Destiney McPhaul	G	5-9	R-Sr.	1L	Philadelphia, Pa. / West Catholic HS / Temple / Northwest Florida State College
25	Favour Nwaedozi	F	6-3	Jr.	TR	Delta, Nigeria / Hakuho Girls' HS (Japan) / Mukogawa Women's University (Japan)
5	Chandler Prater	G/F	5-10	Gr.^	1L	Kansas City, Mo. / North Kansas City HS / Kansas / Oklahoma State
33	Kharyssa Richardson	F	6-2	Sr.	TR	Douglasville, Ga. / New Manchester HS / Auburn / Ole Miss
23	Faith Wylder	C	6-6	So.	TR	New York, N.Y. / Pontomac Homeschool Christian Academy / Stony Brook

^ Exercising extra year of eligibility granted by NCAA for 2020-21 season due to Covid-19

COACHING STAFF

Head Coach	Sam Purcell	Fourth Season / Same Overall	Auburn '03
Associate Head Coach / Offensive Coordinator	Fred Castro	Second Season	Oklahoma '04
Assistant Coach / Recruiting Coordinator	Anita Howard	Second Season	Armstrong State '03
Assistant Coach	Samantha Williams	Second Season	Auburn '96
Senior Director of Scouting and Analytics / Assistant Coach	Tony Dukes	Third Season	Clayton State '13

SUPPORT STAFF

Assistant A.D. / Women's Basketball Recruiting Operations	Jimmy Yu	Fourth Season	Louisville '16
Director of Women's Basketball Operations	Amy Pryor	First Season	Oklahoma Baptist '10
Strength and Conditioning	Kaiti Jones	Fourth Season	Central Michigan '12
Athletic Trainer	Taylor Pitts	Fourth Season	Aquinas College '18
Counseling and Sports Psychology	Allison Rogers	Third Season	William Carey '12
Sports Information Director	Will Simmons	Second Season	Mississippi State '24
Creative Content Coordinator	Noah Madison	Third Season	Mississippi State '23

PRONUNCIATION GUIDE

NAME	PRONUNCIATION
Trayanna Crisp	Tray-Ah-Nuh
Awa Fane	Ah – Wuh Fah – Nay
Rocío Jiménez	Row – See – Oh Him – Men – Ez
Saniyah King	Suh – Ni – Yuh
Destiney McPhaul	Mick – Fall
Favour Nwaedozi	Favor Way-Doe-Zee

SOCIAL MEDIA ROSTER

NAME	TWITTER	INSTAGRAM
Saniyah King		__saniyahk
Destiney McPhaul	DestineyMcphaul	d1_des
Trayanna Crisp		tray4c
Chandler Prater	Channy_Chan25	chan_cp5
Awa Fane		faneawa8
Jaylah Lampley	JaylahLampley	jaylah.lampley
Rocío Jiménez	mxrociojimenez	rocio_jimenez_
Nataliyah Gray	D1Tally	d1_tally2
Faith Wylder		misswnba
Favour Nwaedozi	phavy_lucky25	iamphavylucky
Kharyssa Richardson	Kharyssa33	kharyssa
Madison Francis	Madison28185042	mattie.__.06

QUICK FACTS

UNIVERSITY INFORMATION

Location	Starkville, Miss.
Enrollment	23,150
Founded	Feb. 28, 1878
Nickname	Bulldogs
School Colors	Maroon (PANTONE 4102c) and White
Conference	Southeastern
President	Dr. Mark Keenum
Director of Athletics	Zac Selmon

HISTORY

Season of Basketball (First Season)	52nd (1974-75)
All-Time Record	850-680 (52nd Season)
All-Time Conference Record	240-329 (43rd Season)
SEC Regular-Season Titles (Last)	2 (2019)
SEC Tournament Titles (Last)	1 (2019)
SEC Tournament Record	27-45
NCAA Tournament Appearances (Last)	13 (2025)
NCAA Tournament Record	25-13
NCAA Final Four Appearances (Last)	2 (2018)
NCAA Championship Appearances (Last)	2 (2018)

HUMPHREY COLISEUM

Year Opened	(1975) 51st Season
All-Time Record (Win %)	491-219 (69.1%)
Record Under Purcell (Win %)	43-11 (79.2%)

2024-25 REVIEW

Overall Record	22-12
SEC Record (Finish)	7-9 (10th)
Home Record	10-4
Road Record	6-7
Neutral Record	6-1

2024-25 TEAM INFORMATION

Returners/Lost	3 (2 active)/9
Starters Returning/Lost	1/5 (Min. 10 Starts)
Newcomers	9
Freshman	3
Sophomore	2
Junior	3
Seniors	3
Graduate	1

WEB/SOCIAL MEDIA

Website	HailState.com
X (Twitter)/Instagram	@HailStateWBK
Facebook	Facebook.com/HailStateWBK
Hashtag	#HailState

MEDIA INFORMATION

CREDENTIALS

Outlets interested in obtaining credentials to cover Mississippi State women's basketball home games must apply for credentials at <https://hailst.at/MBKWBKcredentials>.

WEEKLY PRESS CONFERENCES

Throughout non-conference play, Head Coach Sam Purcell will typically host weekly media press conferences in the Humphrey Coliseum Media Room. All press conferences will be uploaded to HailState.com and Mississippi State Athletics' YouTube. Contact Communications Director Will Simmons for more information.

COMMUNICATIONS CONTACT INFORMATION



WILL SIMMONS

Assistant Director/Communications (WBB/WG)

EMAIL: wsimmons@athletics.msstate.edu

CELL: (662) 297-6734

MATCHUP BREAKDOWN

		
MISSISSIPPI ST	CATEGORY	CHARLOTTE
8-1	RECORD	4-5
W4	STREAK	L2
76.0	POINTS/GAME	62.1
53.6	OPP. POINTS/GAME	69.6
+22.4	POINT MARGIN	-7.4
46.2	FIELD-GOAL PERCENTAGE	34.4
34.7	OPP. FIELD-GOAL PERCENTAGE	40.9
35.5	THREE-POINT FIELD-GOAL PERCENTAGE	31.7
29.4	OPP. THREE-POINT FIELD-GOAL PERCENTAGE	30.3
6.0	THREE-POINT FIELD GOALS MADE/GAME	7.1
5.8	OPP. THREE-POINT FIELD GOALS MADE/GAME	7.0
72.5	FREE-THROW PERCENTAGE	67.9
14.7	FREE THROWS MADE/GAME	10.3
20.2	FREE THROWS ATTEMPTED/GAME	15.2
42.6	REBOUNDS/GAME	39.6
12.8	OFFENSIVE REBOUNDS/GAME	17.8
29.8	DEFENSIVE REBOUNDS/GAME	21.8
+11.2	REBOUND MARGIN	-1.7
15.4	ASSISTS/GAME	12.6
15.9	TURNOVERS/GAME	15.4
19.3	TURNOVERS FORCED/GAME	16.4
+3.4	TURNOVER MARGIN	+1.0
1.0	ASSIST-TURNOVER RATIO	0.8
8.9	STEALS/GAME	9.0
6.2	BLOCKS/GAME	3.7

MISSISSIPPI STATE-PITT TEAM LEADERS

	MISSISSIPPI STATE	CHARLOTTE
POINTS	McPhaul (12.8)	Anderson (14.9)
REBOUNDS	Nwaedozi (9.3)	Nicholson (7.1)
ASSISTS	McPhaul (2.9)	Hayes (5.2)
BLOCKS	Francis (3.1)	White (1.2)
STEALS	McPhaul (1.7)	Anderson (2.0)
MINUTES	McPhaul (29.4)	Best (30.2)

HONORS AND AWARDS

#2 Destiney McPhaul

- 2025 Emerald Coast Classic Bay Bracket All-Tournament Team

#40 Madison Francis

- USBWA National Freshman of the Week - Dec. 2
- 2025 Emerald Coast Classic Bay Bracket MVP

- Francis has collected six blocks in two contests against Davidson and Middle Tennessee, making her the only player in the country to have multiple 6+ block games.
- The single-season block total at Mississippi State is held by two Bulldogs - Martha Alwal (2013-14) and Chanel Mokango (2008-09). They both collected 97 blocks in a season. Alwal did so at 2.7 BPG, while Mokango did it at 2.9 BPG.
- Martha Alwal also holds the freshman record for the most blocks with 82, averaging 2.7 per game.

CRASH THE GLASS!

- A huge part of the good start for the Bulldogs have been their prowess on the glass.
- State has outrebounded their opponents in all nine games this season.
- Mississippi State is outrebounding their opponents by 11.2 rebounds per game, a mark that is in the top-25 nationally.
- The Bulldogs bring in 29.8 defensive rebounds per game, a mark that ranks fifth in the SEC and 32nd nationally.
- State has not been outrebounded on the defensive side of the ball all season.
- Mississippi State ranks 40th in the nation with 42.6 rebounds per game.
- The Bulldogs believe they can do better however, as a point of emphasis has been to be more physical on their boxouts.

A PHYSICAL BRAND OF BASKETBALL

- Mississippi State is taking an inside-out mindset on the offensive side of the ball.
- The Bulldogs have won every game this season where they have scored more points in the paint than their opponent.
- Against Texas Tech, State's only loss, the Bulldogs were outscored by 12 points in the paint.
- As a result of attacking the basket, the Dawgs are shooting more free throws.
- The Bulldogs have shot 30+ free throws in two games this season. Prior to this season, State had not shot 30+ free throws since December 29, 2023.
- Mississippi State hit 25+ free throws for the first time since December 4, 2022 against Mississippi Valley State when they made 25.
- Although State ranks towards the bottom in the SEC in three-point attempts per game (15.2), the Bulldogs are knocking down 37.4 percent of their outside shots, which ranks 30th nationally and sixth in the SEC.

HUMPHREY COLISEUM AND THE ELITE BULLDOG FANBASE

- Humphrey Coliseum has been home to crowds that have finished the season in the top-25 of average attendance for 10 consecutive seasons.
- Only 11 programs in the nation have been inside the top-25 of

average attendance for the past 10 seasons. This total does not include the 2020-21 season, where attendance was restricted due to COVID-19.

- Under head coach Sam Purcell, the Bulldogs hold a .792 winning percentage at home. (42-11)
- State has won 10+ games at home every season under Purcell.
- The Bulldogs are 491-219 (.691) in Humphrey Coliseum all-time.

HUMPHREY COLISEUM AVERAGE ATTENDANCE

YEAR	AVG ATTENDANCE	NCAA RANK	SEC RANK
25-26	3,994	31	9
24-25	5,111	24	6
23-24	5,109	25	4
22-23	5,096	16	4
21-22	4,691	15	4
20-21	980 (COVID)	14	6
19-20	7,681	9	3
18-19	8,446	5	2
17-18	7,439	7	3
16-17	6,641	7	3
15-16	5,162	16	4

D.R.I.V.E - TEAM MANTRA

- In each season at the helm of the Bulldog women's program, Coach Sam Purcell has identified a mantra to guide the team into the season.
- This year the mantra is DRIVE, which also serves as an acronym. (Determination, Resilience, Impact, Virtuousness, Excellence)
- Coach Purcell is challenging his team to have a serious drive this season. He says playing in the SEC requires 100% effort, night in and night out.

NEW FACES DONNING THE MAROON AND WHITE

- Nine new faces will be wearing the Maroon and White for the first time during the 2025-26 season.
- Coach Purcell brought in the second-best high school recruiting class in program history when he signed the 10th-ranked class according to ESPN. This includes F **Madison Francis** (No. 38), F **Nataliyah Gray** (No. 93) and G **Jaylah Lampley** (No. 37).
- The trio follows behind the 2019 signing class, which finished ranked sixth.
- Six players entered the transfer portal and found their destination in Starkville: G **Trayanna Crisp**, G **Awa Fane**, G **Saniyah King**, F **Favour Nwaedozi**, F **Kharyssa Richardson** and F/C **Faith Wylder**.

The Bulldogs see two active returners in **Chandler Prater** and **Destiney McPhaul**. **Rocio Jiménez** rounds out the roster as the third returner but had not seen action due to injury.



CATEGORY	NCAA	SEC	VALUE
Assist/Turnover Ratio	98	11	0.97
Assists Per Game	83	9	15.4
Bench Points Per Game	81	5	25.8
Blocks Per Game	13	4	6.2
Field Goal Percentage	41	9	46.2
Field Goal Percentage Defense	33	8	34.7
Fouls Per Game	55	5	15.0
Free Throw Attempts Per Game	81	10	20.22
Free Throw Percentage	119	7	72.5
Free Throws Made Per Game	61	11	14.67
Rebound Margin	24	6	11.2
Defensive Rebounds Per Game	32	5	29.8
Offensive Rebounds Per Game	144	12	12.8
Rebounds Per Game	40	7	42.56
Scoring Defense	23	5	53.6
Steals Per Game	153	11	8.9
Three Point Attempts Per Game	284	12	16.9
Three Point Percentage	53	9	35.5
Three Point Percentage Defense	157	9	29.4
Three Pointers Per Game	183	11	6.0
Turnover Margin	90	12	3.44
Turnovers Forced Per Game	106	10	19.33
Turnovers Per Game	134	13	15.9
Winning Percentage	23	8	88.9

CATEGORY	NAME	NCAA	SEC	VALUE
Blocks	Madison Francis	3	1	28
	Favour Nwaedozi	102	12	11
Blocks Per Game	Madison Francis	4	1	3.11
	Favour Nwaedozi	138	12	1.22
Double-Doubles	Favour Nwaedozi	37	9	3
FT Percentage	Chandler Prater	54	3	87.9
Free Throws	Chandler Prater	136	17	29
Rebounds	Favour Nwaedozi	27	6	84
Rebounds Per Game	Favour Nwaedozi	48	8	9.3

NEW ROSTER, NO PROBLEM.

• This year's roster sees nine new faces and only three returners (two active), tying Mississippi State for the second-least returning experience in the SEC. and putting Coach Sam Purcell in a familiar situation.

• In the previous three seasons of his tenure, Coach Purcell was able to earn a bid to the NCAA Tournament in two of those seasons: his debut 2022-23 roster and last seasons 24-25 roster. Below is a list of the roster outlook of both of those teams:

'22-23 NCAA Tournament Team:

- Seven Newcomers (Five Transfers), Eight Returners (Six Active)

'24-25 NCAA Tournament Team

- 10 Newcomers (Seven Transfers), Four Returners (Three Active)

AN ELITE FRESHMAN CLASS

• Coach Sam Purcell and his staff brought in the second-highest ranking recruiting class in program history with the 10th ranked signing class.

• In that class are freshmen (No. 38) Madison Francis, (No. 93) Nataliyah Gray and (No. 37) Jaylah Lampley.

• The best MSU signing class is the sixth-ranked 2019 class, making the 2025 signing class only the second top-10 class in MSU history.

PURCELL'S CONTINUED SUCCESS

• In his first three seasons at the helm, Coach Sam Purcell has guided the Bulldogs to three 20+ win seasons, making him the first coach in program history to do such.

• Coach Purcell is one of three active SEC coaches who have won 20+ games in their first 3 seasons at their current SEC schools.

COACH	SCHOOL	S1	S2	S3
Kim Mulkey	LSU	26-6	34-2	31-6
Jennie Baranczyk	Oklahoma*	25-9	26-7	23-10
Sam Purcell	Mississippi State	22-11	23-12	22-12

**OU was a BIG 12 Member during this time.*

• Coach Purcell has led the Bulldogs to the NCAA Tournament twice in three seasons. No other coach in program history had taken a State team to the NCAA Tournament in their first three seasons.

• Entering 2025-26, Coach Purcell has won 67 overall games and 24 SEC games. Both marks are program bests of any coach through their first three seasons.

• Sam Purcell is the only head coach in program history and one of six in SEC women's basketball since 2000 to record consecutive seasons with 20 or more wins in each of their first three seasons as an SEC Head Coach. Other SEC women's basketball head coaches since 2000 to surpass the 20-win mark in each of their first three seasons were Pokey Chatman, Nikki Fargas, Kim Mulkey (LSU), Holly Warlick (Tennessee) and Melanie Balcomb (Vanderbilt).

COACH	SCHOOL	S1	S2	S3
Pokey Chatman	LSU	33-3	31-4	30-8
Kim Mulkey	LSU	26-6	34-2	31-6
Nikki Fargas	LSU	23-11	22-12	21-13
Holly Warlick	Tennessee	27-8	29-6	30-6
Melanie Balcomb	Vanderbilt	22-10	26-8	24-8
Sam Purcell	Mississippi State	22-11	23-12	22-11

• A fourth-consecutive 20+ win season would make Purcell one of four SEC coaches since 2000 to do such, joining Mulkey, Warlick and Balcomb.

PRATER SET TO ANCHOR THE SQUAD

• Chandler Prater returns for her second season in the Maroon and White, and her seventh season overall, making her one of the longest tenured players in all of college basketball.

• Prater was named a "Top Dawg" by Strength and Conditioning Coach Kaiti Jones for her work in the weight room and on the court.

• After rehabbing an achilles injury during the 2023-24 season, Prater's Mississippi State debut also served as a return to the floor.

• In her first action since November 22, 2023, Prater collected nine points and nine rebounds in her MSU debut against Memphis on November 7, 2024.

• Prater finished the season averaging 6.4 points per game, 4.2 rebounds

• Throughout the 2024-25 season, Prater began to take on a larger role. She became a regular starter after making her third start as a Bulldog against LSU on February 2, 2025 and remained in the starting lineup for the remainder of the regular season and the SEC Tournament.

• From that point, Prater increased her production in nearly every category. Below is a list of Prater's averages in the 22 games before making the start and her averages over the last 12 games of the season.

PRATER PRODUCTION BEFORE/AFTER FEB. 2, 2025								
MPG	PPG	FG%	3FG%	FT%	RPG	APG	SPG	BPG
19.1	5.4	39.4	35.9	81.8	4.0	1.3	0.6	0.3
↓	↓	↓	↑	↓	↓	↓	↓	=
29.0	8.2	46.3	26.3	95.0	4.8	1.9	1.3	0.3

• Prater finished in double-figures 13 times during the 2024-25 season, five of which came in the last 12 games.

• She proved to be a rebounding force for the Bulldogs, collecting 5+ rebounds 13 times during the season. She collected a season-high nine rebounds three times.

MCPHAUL READY TO PRODUCE

• Destiney McPhaul is entering her second season in the Maroon and White after coming to Starkville as the No. 1 Ranked JUCO Transfer in 2024.

• McPhaul averaged 8.1 points, 2.7 rebounds, 2.5 assists and 1.2

steals per game during the 2024-25 campaign.

- McPhaul's breakout moment as a Bulldog came in the SEC Tournament last season, where she collected a career-high 19 points against Missouri on 77.8 percent shooting from the field, including going 4-5 from distance.
- McPhaul's performance was apart of a 31-0 run for the Bulldogs, who eventually would take down Missouri 75-55 and advance to the second round of the SEC Tournament.
- Coach Sam Purcell has stated the opportunity that McPhaul has this season. With the departure of All-SEC Second Team Member Jerkaila Jordan, McPhaul will return to her natural position of shooting guard.
- McPhaul has stated in media availabilites that she was happy to do anything to help the team last season, including playing the point guard spot, but that she feels more comfortable at the two.

OPPORTUNITY.

- Coach Sam Purcell has repeated one word constantly when talking about the 2025-26 season. Opportunity.
- The Bulldogs have the opportunity to play against opponents in the strongest conference in the country - the SEC. In the preseason AP Poll, five of the top 10 teams are from the Southeastern Conference. Purcell believes the strength of the conference will make his team battle-tested to where they will be playing their best basketball come March.
- With only two active returners and one returning starter, many players get the opportunity to step up and provide an impact that they weren't given the chance to do at previous schools.

FRANCIS TURNING HEADS

- Forward Madison Francis is slated to make a big impact in her freshman season for the Bulldogs.
- Francis earned Tamika Catchings USBWA Freshman of the Week Honors after averaging 12.5 points, 9.5 rebounds and 4.5 blocks against Middle Tennessee (Nov. 25) and ULM (Nov. 30)
- Francis was selected to attend SEC Media Days alongside Graduate Chandler Prater and Senior Kharyssa Richardson, an event that freshmen rarely attend.
- Francis says her selection to attend the event reinforces the trust that Coach Sam Purcell has given her early in her Bulldog career.
- Francis went viral before stepping foot in Starkville, as she threw down dunks in games during her high school career at Lancaster High. During her career, Francis did a bit of everything. In just her senior season, she averaged 32 points, 14.8 rebounds, 5.1 steals, 4.5 blocks and 3.9 assists per game.
- The forward from Lancaster, N.Y., also has gained experience that not many high school recruits get. She played with the 2024 USA Women's U18 National Team and won gold at the FIBA U18 AmeriCup.
- Franics was also selected to play in the 2025 USA Women's

Nike Hoop Summit, an honor only 12 high school players across the nation received.

LAMPLEY DISPLAYS ELITE BALL KNOWLEDGE

- Coach Sam Purcell has raved about Lampley's basketball IQ and knowing when to make the right plays.
- He credits it to her upbringing, as her mother is a high school basketball coach, and coached Jaylah during her time in high school.

FROM NIGERIA, TO JAPAN AND NOW STARKVILLE

- Junior forward Favour Nwaedozi is arguably one of the more interesting transfer stories across the nation.
- Originally from Delta, Nigeria, Nwaedozi moved to Japan. She attendeded Hakuho Girls' High School in Yokohama, Japan. From there, she began her collegiate career at Mukogawa Women's University in Nishinomiya, a six hour drive from Yokohama.
- In MUW's spring season, Nwaedozi averaged 26 points and 17 rebounds per game.
- Coach Sam Purcell credits his staff and connections they have made to finding Nwaedozi. When watching film, all it took for the Bulldogs to be interested in Nwaedozi was watching the way she ran the floor, Coach Purcell said in a media session.
- Nwaedozi signed to the Bulldogs and moved to Starkville, where she experienced a 14 hour time change.
- Now in the Maroon and White, Nwaedozi is slated to make an instant impact for the Bulldogs.

STRONG SCHEDULE AHEAD FOR THE BULLDOGS

- The schedule for this year's Bulldog squad proves to be one of the toughest in the league, as State is scheduled to face eight teams ranked inside the top 25 of the preseason AP poll.
- Five of those eight matchups against preseason top 25 teams take place away from Humphrey Coliseum

PORTAL PROWESS

- Once again, Coach Sam Purcell and his staff took advantage of the transfer portal, bringing in six new faces from many different levels of the game.
- Four players made the jump to Mississippi State from the Division 1 ranks - Trayanna Crisp (North Carolina), Saniyah King (Howard), Kharyssa Richardson (Ole Miss) and Faith Wylder (Stony Brook).
- Coach Purcell brought in a NJCAA All-American for the second straight season when Awa Fane (Panola College) committed to the Bulldogs.
- The most interesting transfer story for the Bulldogs is Favour Nwaedozi, who transferred to Starkville after playing two seasons at Mukogawa Women's University in Nishinomiya, Hyogo, Japan.

OPPONENT RANKING SUMMARY (AS OF DEC. 2)



CATEGORY	NCAA	AAC	VALUE
Assist/Turnover Ratio	173	7	0.81
Assists Per Game	212	7	12.6
Bench Points Per Game	143	7	22.0
Blocks Per Game	119	4	3.7
Field Goal Percentage	334	13	34.4
Field Goal Percentage Defense	239	9	40.9
Fouls Per Game	190	3	17.8
Free Throw Attempts Per Game	270	10	15.22
Free Throw Percentage	222	10	67.9
Free Throws Made Per Game	274	11	10.33
Rebound Margin	231	9	-1.7
Defensive Rebounds Per Game	322	11	21.8
Offensive Rebounds Per Game	7	1	17.8
Rebounds Per Game	115	8	39.56
Scoring Defense	269	7	69.6
Steals Per Game	145	6	9.0
Three Point Attempts Per Game	107	4	22.4
Three Point Percentage	141	3	31.7
Three Point Percentage Defense	196	7	30.3
Three Pointers Per Game	110	3	7.1
Turnover Margin	167	6	1.00
Turnovers Forced Per Game	224	8	16.44
Turnovers Per Game	111	5	15.4
Winning Percentage	215	8	44.4

CATEGORY	NAME	NCAA	AAC	VALUE
Ast/TO Ratio	Tanjah Hayes	189	6	1.47
Assists	Tanjah Hayes	35	2	47
Assists Per Game	Tanjah Hayes	41	2	5.2
Blocks	Caitlin Staley	102	2	11
	Daphane White	102	2	11
Blocks Per Game	Caitlin Staley	138	2	1.22
	Daphane White	138	2	1.22
FG Attempts	Princess Anderson	52	2	122
FT Attempts	Princess Anderson	148	6	38
FT Percentage	Princess Anderson	244	10	76.3
Free Throws	Princess Anderson	136	4	29
Points	Princess Anderson	131	3	134
Points Per Game	Princess Anderson	189	4	14.9
Rebounds	Asianae Nicholson	134	6	64
Off Reb Per Game	Asianae Nicholson	18	1	4
Rebounds Per Game	Asianae Nicholson	197	10	7.1
Steals	Princess Anderson	127	5	18
Steals Per Game	Princess Anderson	183	8	2.00
3PT FG Attempts	Zoe Best	91	5	56
	Princess Anderson	120	7	52
3 PT FGs Percentage	Zoe Best	120	6	37.5

MISSISSIPPI STATE WOMEN'S BASKETBALL
RICHARDSON & CRISP MAKING MSU HOME SENIOR YEAR

- Forward Kharyssa Richardson and Guard Trayanna Crisp have taken similar but different paths to Starkville, but are both set to make a impact for the Bulldogs this year.
- The duo are both on their third school. Richardson is no stranger to the Bulldogs, as she has played in the Southeastern Conference for all three of her prior seasons.
- Richardson played her freshman season at Auburn and made the 94 mile drive to Starkville from Oxford after spending the last two seasons at Ole Miss.
- Crisp stayed in her home state of Arizona for her freshman and sophomore seasons, playing for Arizona State. Last season, she played at North Carolina.
- Coach Sam Purcell has talked about the duo in media sessions and has reminded the success that these two in the past.
- As a freshman at Auburn, Richardson started in 27 of 28 games played. She averaged 7.2 points and 4.7 rebounds per game.
- Crisp started in 35 games during her two seasons at Arizona State, including 28 of 31 games played her sophomore season. Most notably, she averaged 12.1 points, 2.9 rebounds and 2.3 assists her sophomore year.
- Since the duo both transferred to Starkville, Coach Purcell has talked about getting them both back to playing back to those numbers.

JUCO => BULLDOG CONNECTIONS

- In each season of making the NCAA Tournament, Coach Purcell and his staff have had a NJCAA All-American join the squad. He grabbed his third NJCAA All-American Transfer in the form of Awa Fane.
- Below is a list of the NJCAA All-Americans that Purcell has added and their contributions to their NCAA Tournament Teams.

Ahlana Smith (2020 NJCAA First Team All-American)

'21-22 Season - 32 GP/GS - 9.3 ppg, 2.5 apg, 1.0 spg, 40.0 3FG%

Destiney McPhaul (2024 NJCAA First Team All-American)

'24-25 Season - 31GP/1GS - 8.1 ppg, 2.5 apg, 1.2 spg, 46.7 FG%

Awa Fane (2025 NJCAA First Team All-American)

KING AT THE POINT

- Saniyah King will facilitate the Bulldog offense at the point this season.
- In her freshman season at Howard University, King started in 31 of 32 games and averaged 11.5 points, 4.5 assists and 3.1 rebounds per game.
- King scored in double figures 20 times, including a season-high 25. She dished out 5+ assists 17 times last season.
- King totaled 145 assists throughout the season, which were the secnd-most assists in the nation by any freshman during the 2024-25 season.
- King earned MEAC Rookie of the Year honors and was named Rookie of the Week 11 times during the 2024-25 season.

1-800 CALL SAM

- When Madison Francis was nearing the end of her recruiting process, she made a final visit in Starkville. She left that visit saying she needed to pray about the decision.
- Francis had a few visits remaining on her schedule. When at a visit, she found the sign she was looking for.
- When traveling, she continued seeing one billboard repeatedly: an advertisement that featured the phone number "1-800-Call-Sam".
- Francis took the advertisements as her sign that Mississippi State was the place for her. Coach Sam Purcell recalls the phone call he received from Francis as her saying those billboards were the signs she prayed for that Mississippi State was indeed the right place for her.

"TOP DAWGS" - EXCELLING IN THE WEIGHT ROOM

- Mississippi State's athleticism is both natural and built by hours in the weight room and conditioning sessions under the guidance and leadership of Strength and Conditioning Coach Kaiti Jones. A few key measurements from the team are listed below.

WINGSPAN

Rocio Jiménez: 6' 11.5"
Faith Wylder: 6' 9.5"
Favour Nwaedozi: 6' 8.5"
Kharyssa Richardson: 6' 5.5"
Madison Francis: 6' 5"

STANDING REACH

Rocio Jiménez: 8' 8"
Faith Wylder: 8' 7.5"
Favour Nwaedozi: 8' 6"
Madison Francis: 8' 3.5"

APPROACH HEIGHT (RUNNING VERTICAL HEIGHT)

Madison Francis: 10' 6"
Favour Nwaedozi: 10' 6"
Kharyssa Richardson: 10' 1"

APPROACH JUMP (RUNNING VERTICAL JUMP)

- Chandler Prater: 27.5"
- Graduate Chandler Prater and Freshman Madison Francis were named this season's "Top Dawg" award winners. The "Top Dawg" is an award that reflects overall physical competency and athleticism metrics, athletes awarded this honor are scored on a scale of 0-10, with 10 representing of the most elite level women's basketball players to date. The metrics taken into consideration are power, speed, strength, aerobic capacity and anaerobic power. Only the top two student-athletes are crowned "Top Dawgs" each offseason, owning that title until testing resumes the following year.
 - This is the first Top Dawg award for the duo.

DAWGS IN THE CLASSROOM

- Below is a list of the majors of the 2025-26 Bulldogs
- Trayanna Crisp - Interdisciplinary Studies
Awa Fane - Kinesiology (Physical Education and Coaching)

- Madison Francis - Undeclared
Nataliyah Gray - Business Administration
Rocio Jimenez - Kinesiology (Clinical and Exercise Physiology)
Saniyah King - Business Administration
Jaylah Lampley - Biological Sciences (Pre Medicine)
Destiney McPhaul - Interdisciplinary Studies
Favour Nwaedozi - Interdisciplinary Studies
Chandler Prater - Master of Applied Sciences in Organizational Leadership (Sport Leadership)
Kharyssa Richardson - Interdisciplinary Studies
Faith Wylder - Kinesiology (Clinical and Exercise Physiology)

HEAD COACH SAM PURCELL



Sam Purcell was named the ninth head coach in Mississippi State women's basketball history on Saturday, March 12, 2022. The 2025-26 season will be his fourth year as a head coach and his fourth leading the women's basketball program at Mississippi State.

THE 2024-25 SEASON SAW PURCELL LEAD MISSISSIPPI STATE BACK TO THE NCAA TOURNAMENT FOR THE SECOND TIME IN HIS THREE SEASONS AT THE HELM. The Bulldogs concluded the season with a 22-12 record, the third straight season they have finished with 20+ wins.

Purcell continued an excellent start to his young career as a head coach. **WITH ONLY THREE RETURNING PLAYERS FROM THE 2023-24 ROSTER, HE BECAME THE ONLY COACH IN PROGRAM HISTORY TO GUIDE HIS FIRST THREE TEAMS TO 20 OR MORE WINS. PURCELL HAS TOTALED THE MOST WINS (67), SEC WINS (24) AND MOST NCAA TOURNAMENT WINS (3) OF ANY COACH THROUGH THEIR FIRST THREE SEASONS IN PROGRAM HISTORY.**

Purcell guided Jerkaila Jordan to the tops of the Mississippi State record book during their time together. She concluded her career in the Maroon and White second in program history with 273 steals and fifth with 1,899 points. She brought home her second straight All-SEC Second Team Honor for her performance on the 2024-25 campaign.

After signing what was the second-best recruiting class in program history in his inaugural season, Purcell bested it in year three. The 2025 high school signing class ranked 10th among the nation and included two ESPNW top 50 recruits and one top 100 recruit.

With a win against Mercer on Nov. 20, 2024, Purcell became the fastest head coach to reach 50 wins at Mississippi State, achieving the mark in 73 games, which is eight faster than the next.

In 2023-24, Purcell led Mississippi State to a 23-12 record, 8-8 SEC, and became the only head coach in program history and one of six in the SEC women's basketball since 2000 to surpass the 20-win mark in each of their first two seasons. Purcell totaled the most wins (45), most SEC wins (17) and most NCAA Tournament wins (2) of any head coach through their first two seasons in program history.

Purcell **COACHED A PAIR OF BULLDOGS TO ALL-CONFERENCE HONORS DURING THE 2023-24 SEASON.** He led graduate student Jessika Carter to 2024 All-SEC Second Team and 2024 WBCA Honorable All-American accolades. Carter was selected with the 23rd overall pick in the Second Round of the 2024 WNBA Draft by the New York Liberty and was the ninth overall player to be drafted to the WNBA and the first under Purcell at Mississippi State. She was the first player from Mississippi State to be drafted since both Teaira McCowan and Anriel Howard were selected in 2019.

Purcell also led guard Jerkaila Jordan to 2024 All-SEC Second Team honors. Jordan set career-highs in points, rebounds, assists, steals, blocks and minutes totals in 2023-24 were all career-highs and was the only player in the SEC to average at least 15.0 points, 5.0 rebounds, 2.0 assists and 2.0 steals per game in 2023-24.

With a win over No. 9/9 LSU on Jan. 29, 2024, Purcell earned his first win over a top-25 and top-10 opponent as a head coach. It was Mississippi State's first top-10 win since a win at No. 10 Texas on Dec. 2, 2018. It was also the first sellout crowd of his tenure with 9,121 fans inside Humphrey Coliseum.

Mississippi State opened its second season under Purcell in 2023-24 ranked in the Associated Press Preseason Top-25 poll at No. 25, the program's first time listed in the preseason poll since 2020-21. The preseason spot also marked a return to the AP Top-25 poll after a 44-week absence. Mississippi State earned its highest rankings of the season when it was ranked No. 21 in both the week four editions of the AP Poll on Nov. 21 and the USA Today Coaches Poll on Nov. 22. The No. 21 ranking in the AP Poll tied the program's best in the poll since Jan. 25, 2021, while it tied the program's best ranking in the USA Today Coaches Poll since Jan. 26, 2021.

Under Purcell, Assistant Coaches Michelle Clark-Heard and Corry Irvin went on to earn head coaching positions at Mercer and Chicago State, respectively, while Graduate Assistant Luke Carns went on to be named Director of Player Personnel at Texas State following the 2023-24 season. It marked the latest staff under Purcell to advance their career after Assistant A.D. of Women's Basketball Joi Williams was named Men's Basketball Chief of Staff at South Florida and Graduate Assistant Kelby Jones earned an Assistant Coach position at Oklahoma State, each following the 2022-23 season.

Purcell's first season as a head coach was a season of 'firsts' for the up-and-coming coaching star. A handful of those 'firsts' included his first game as a head coach, his first win, and his first NCAA Tournament appearance. But it also came with firsts for the Mississippi State women's basketball program that saw **PURCELL BECOME THE WINNINGEST FIRST-YEAR HEAD COACH IN PROGRAM HISTORY.**

In his first season sitting in the head chair, **PURCELL BECAME THE WINNINGEST HEAD COACH AT MISSISSIPPI STATE IN THEIR DEBUT SEASON WITH 22 WINS WHILE ALSO BECOMING THE FIRST TO HAVE A WINNING RECORD IN THE SEC AFTER GOING 9-7 AND FINISHING FIFTH IN THE TOUGHEST CONFERENCE IN THE COUNTRY.** Most impressive, though, is that he guided the Bulldogs to the NCAA Tournament following a three-year hiatus.

In leading the team to the Big Dance in his first season, Purcell set the standard at Mississippi State, as no coach in program history had made the NCAA Tournament before their third season leading the program. On top of that, **PURCELL BECAME THE FASTEST COACH AT MISSISSIPPI STATE TO WIN A PAIR OF NCAA TOURNAMENT GAMES.** In winning two tournament games, **MISSISSIPPI STATE BECAME THE FIRST TEAM IN NCAA WOMEN'S BASKETBALL HISTORY TO ADVANCE TO THE TOURNAMENT'S SECOND ROUND AFTER STARTING IN THE FIRST FOUR ROUND.**

Purcell helped guide a pair of Bulldogs to All-Conference honors during the 2022-23 season. He coached Jessika Carter to Second Team All-SEC honors and a place on the SEC All-Defensive Team. Carter had a career season under Purcell, setting career bests in points scored (458), blocked shots (65) and assists (42). He also led Debreasha Powe to the SEC All-Freshmen team after a promising rookie campaign for the Mississippi native.

Before he arrived in Starkville, Purcell spent nine seasons at Louisville under the direction of future hall of famer Jeff Walz. While on the staff at Louisville, Purcell helped guide the Cardinals to a 266-48 overall record with eight NCAA Tournament appearances, seven Sweet 16s, five Elite Eights and two Final Fours. He also helped lead Louisville to four ACC Regular Season Championships and the 2018 ACC Tournament title, their first tournament crown since 1993.

Promoted to associate coach in 2017-18, Purcell played a critical role in guiding Louisville to a program-best 36-3 overall record that included an ACC Regular Season and Tournament Championship. The Cardinals opened the year going 20-0, marking the best start in program history. They then earned a No. 2 ranking in the Associated Press Top-25 Poll and defeated opponents by an average of 27.5 points per game. During the 2020-21 season, Purcell helped the

Cardinals to a 16-0 start and the first-ever No. 1 ranking in the USA Today Top 25 Coaches Poll in program history.

Purcell helped the Louisville offense consistently rank among the nation’s best. In every season but one at Louisville, the offense ranked inside the top 40 in points per game while averaging more than 72.2 points per game during that time. The impressive scoring margins that Louisville won games by – more than a +16.0-scoring margin in each of his last five seasons there.

Purcell led the recruiting efforts at Louisville and he has landed the nation’s top recruit on two separate occasions with two different programs. Purcell inked top-rated prospect Kaela Davis in 2013 at Georgia Tech and Asia Durr at Louisville in 2015.

All nine signing classes that Purcell helped recruit were ranked in the top 15 by ESPN. Of those nine classes, four were ranked inside the top 10, highlighted by the No. 1 class in 2015, the No. 4 class in 2017, the No. 6 class in 2016 and the No. 8 class in 2014. Even more impressive, of the 15 McDonald’s All-Americans in Louisville’s history, 13 were recruited by Purcell.

Before his time at Louisville, Purcell had stops at Georgia Tech, Tulsa and Auburn. Purcell has learned from some of the best minds in college basketball, including Jeff Walz, Nell Fortner (former Auburn and current Georgia Tech head coach and the head coach of the 1996 Olympic Team) and Joe Ciampi (25-year head coach at Auburn, 2005 Hall of Fame inductee and Purcell’s father-in-law).

THE PURCELL FILE

BIOGRAPHY INFORMATION

Birthday: Oct. 5, 1979
Hometown: Dalton, Ga.
Wife: Meghan
Children: Reese, Rylee and Reagan
Education: Auburn, 2003

COACHING CAREER

YEAR	SCHOOL	POSITION
2022-	Mississippi State	Head Coach
2017-22	Louisville	Associate Coach
2013-17	Louisville	Assistant Coach
2009-13	Georgia Tech	Assistant Coach
2005-07	Tulsa	Assistant Coach
2003-05	Auburn	Video Coordinator

PURCELL WIN-LOSS BREAKDOWN

OVERALL 75-36 (.675)
HOME 43-11
AWAY 16-20
NEUTRAL 16-5
NON-CONFERENCE 45-6 (REGULAR SEASON)
HOME 27-1
AWAY 6-4
NEUTRAL 12-1
SEC 24-24 (1-3 IN SECT)
HOME 14-10
AWAY 10-14
POSTSEASON 5-3
NCAA 3-2
WBIT 2-1

MSU HEAD COACH TOTAL WINS IN FIRST FOUR SEASONS

COACH	YEARS	S1	S2	S3	S4	TOTAL
Sam Purcell	2022-	22-11	23-12	22-12	8-1	75-36
Vic Schaefer	2012-16	13-17	22-14	27-7	28-8	90-46
Peggy Collins	1977-1980	14-17	16-14	12-18	17-12	59-61

MSU HEAD COACH SEC WINS IN FIRST FOUR SEASONS

COACH	YEARS	S1	S2	S3	S4	TOTAL
Sam Purcell	2022-	9-7	8-8	7-9		24-24
Vic Schaefer	2012-16	5-11	5-11	11-5	11-5	32-32
Sharon Fanning	1995-98	4-7	1-11	4-10	7-7	16-35

PURCELL COACHING TREE

COACH	YEARS	POSITION AT MSU	CURRENT POSITION
Michelle Clark-Heard	2023-24	Associate Head Coach	Head Coach (Mercer)
Corry Irvin	2022-24	Assistant Coach	Head Coach (Chicago State)
Kelby Jones	2022-23	Director of Scouting/Analytics	Assistant Coach (Oklahoma St.)
Luke Carns	2022-24	Graduate Assistant	Assistant Coach (Mercer)

PURCELL CAREER RECORD BREAKDOWN

	SCHOOL	OVERALL	HOME	ROAD	NEUTRAL	NET	SEC	FINISH	SEC TOURNAMENT	POSTSEASON
2022-23	Mississippi State	22-11	14-2	3-7	5-2	39	9-7	T-5th	0-1, Second Round	2-1, NCAA Second Round
2023-24	Mississippi State	23-12	13-5	7-6	3-1	43	8-8	T-7th	0-1, Second Round	2-1, WBIT Quarterfinals
2024-25	Mississippi State	22-12	10-4	6-6	6-2	33	7-9	10th	1-1, Second Round	1-1, NCAA Second Round
2025-26	Mississippi State	8-1	6-0	0-1	2-0					
TOTALS	FOUR SEASONS	75-36 (.675)	43-11	16-20	16-5		24-24		1-3	5-3 (2-1 NCAA, 2-1 WBIT)

17

11

7

WNBA DRAFT PICKS COACHED				
SCHOOL	PLAYER	RD	PICK	TEAM
2024	Mississippi State (HC)	Jessika Carter	2 22	New York Liberty
2022	Louisville (AC)	Emily Engstler	1 4	Indiana Fever
2022	Louisville (AC)	Kianna Smith	2 16	Los Angeles Sparks
2021	Louisville (AC)	Dana Evans	2 13	Dallas Wings
2020	Louisville (AC)	Jasmine Jones	1 2	New York Liberty
2020	Louisville (AC)	Kylee Shook	2 13	New York Liberty
2019	Louisville (AC)	Asia Durr	1 2	New York Liberty
2019	Louisville (AC)	Sam Fuehring	3 34	Washington Mystics
2019	Louisville (AC)	Arica Carter	3 34	Phoenix Mercury
2018	Louisville (AC)	Myisha Hines-Allen	2 19	Washington Mystics
2014	Louisville (AC)	Shoni Schimmel	1 8	Atlanta Dream
2014	Louisville (AC)	Antonita Slaughter	3 35	Los Angeles Sparks
2014	Louisville (AC)	Asia Taylor	3 36	Minnesota Lynx
2012	Georgia Tech (AC)	Sasha Goodlett	1 11	Indiana Fever
2011	Georgia Tech (AC)	Alex Montgomery	1 10	New York Liberty
2010	Georgia Tech (AC)	Brigitte Ardossi	2 21	Atlanta Dream
2008	Georgia Tech (AC)	Chioma Nnamaka	2 21	San Antonio Stars

ALL-AMERICANS COACHED		
SCHOOL	PLAYER	YEAR
Mississippi State (HC)	Jessika Carter	2024
Louisville (AC)	Dana Evans	2021, 20
Louisville (AC)	Jasmine Jones	2020
Louisville (AC)	Asia Durr	2019, 18, 17
Louisville (AC)	Myisha Hines-Allen	2018, 17, 16
Louisville (AC)	Mariya Moore	2016
Louisville (AC)	Shoni Schimmel	2014
Louisville (AC)	Sara Hammond	2014
Georgia Tech (AC)	Tyaunna Marshall	2013
Georgia Tech (AC)	Alex Montgomery	2011
Tulsa (AC)	Jill Robbins	2007, 06

ESPN TOP-100 SIGNEES AT MISSISSIPPI STATE			
PLAYER (STATE)	RANK	LISTED POSITION	YEAR
Jaylah Lampley (IN)	38	Guard *	2025
Madison Francis (NY)	39	Forward*	2025
Natayliah Gray (TX)	95	Forward*	2025
Tahj-Monet Bloom (FL)	43	Forward	2024
Quanirah Montague (NJ)	48	Post	2023
Jasmine Brown-Hagger (IL)	54	Guard	2023
Mjracle Sheppard (FL)	86	Guard	2023

2

ESPN TOP-25 SIGNING CLASSES

YEAR	PLAYERS	RANKING
2025 Recruiting Class	Lampley, Francis, Gray	10*
2023 Recruiting Class	Brown-Hagger, Montague, Sheppard	23

* - Second-best in program history (2019 - 6th ranked class)

WIN-LOSS RECORD UNDER PURCELL

PURCELL RECORD AGAINST ALL OPPONENTS

OPPONENT (CONFERENCE)	HOME	AWAY	NEUTRAL	TOTAL
Alabama (SEC)	1-1	0-1		1-2
Alabama State (SWAC)	2-0			2-0
Alcorn State (SWAC)	2-0		1-0	3-0
Arkansas (SWAC)	2-0	1-0		3-0
Arkansas-Pine Bluff (SWAC)			1-0	1-0
Auburn (SEC)	2-0	1-1		3-1
Belmont (MVC)		1-0	1-0	2-0
California (ACC)			1-0	1-0
Chattanooga (SOCON)	1-0	0-1		1-1
Chicago State (NEC)		1-0		1-0
Clemson (ACC)			1-0	1-0
Colorado State (MWC)	1-0	1-0		2-0
Creighton (BIG EAST)			1-0	1-0
Davidson (A10)	1-0			1-0
Florida (SEC)	0-1	2-1		2-2
Florida A&M (SWAC)	1-0			1-0
Georgetown (BIG EAST)			1-0	1-0
Georgia (SEC)	1-0	1-1		2-1
Georgia State (SBC)	1-0			1-0
Georgia Tech (ACC)	1-0	0-1		1-1
Grambling (SWAC)	1-0			1-0
Illinois (BIG TEN)			1-0	1-0
Jackson State (SWAC)	2-0			2-0
Jacksonville (ASUN)			1-0	1-0
Jacksonville State (CUSA)	1-0			1-0
Kennesaw State (CUSA)	1-0			1-0
Kentucky (SEC)	1-1	1-1		2-2
LSU (SEC)	1-0	0-2		1-2
Maryland Eastern Shore (MEAC)		1-0		1-0
Mercer (SOCON)	1-0			1-0
Memphis (AAC)	1-0	1-0		2-0
Miami (Fla.) (ACC)	0-1			0-1
Middle Tennessee (CUSA)			1-0	1-0
Mississippi Valley State (SWAC)	3-0			3-0
Missouri (SEC)	1-0	0-2	1-0	2-2
Nebraska (BIG TEN)			0-1	0-1
New Mexico (MWC)				1-0
New Orleans (SLC)	1-0			1-0
North Alabama (ASUN)	1-0			1-0
Notre Dame (ACC)			0-1	0-1
Oklahoma (SEC)	1-0			1-0
Old Dominion (SBC)			1-0	1-0
Ole Miss (SEC)	1-2	0-2	0-1	1-5
Penn State (BIG TEN)		0-1		0-1
Pitt (ACC)	1-0			1-0
South Carolina (SEC)	0-2	0-1		0-3
South Carolina State (MEAC)	1-0			1-0
South Dakota State (SUMMIT)		0-1		0-1
South Florida (AAC)			1-0	1-0
Southeastern La. (SLC)	1-0			1-0
Southern California (BIG TEN)			0-1	0-1
TCU (BIG 12)	1-0			1-0
Tennessee (SEC)	1-1	0-2		1-3
Texas (SEC)	0-1			0-1
Texas A&M (SEC)	2-0	2-0	0-2	4-2
Texas A&M-Commerce (SLC)	1-0			1-0
Texas Tech (BIG 12)		0-1		0-1
Tulsa (AAC)			1-0	1-0
UL Monroe (SBC)	2-0	1-0		3-0
Utah (BIG 12)			1-0	1-0
Vanderbilt (SEC)	0-1	2-0		2-1

PURCELL RECORD AGAINST EACH CONFERENCE

CONFERENCE	HOME	AWAY	NEUTRAL	TOTAL
Atlantic 10 (A10)	1-0	-	-	1-0
American Athletic (AAC)	1-0	1-0	2-0	4-0
Atlantic Coast (ACC)	2-1	0-1	2-1	4-3
Atlantic Sun (ASUN)	1-0	-	1-0	2-0
Big 12	1-0	0-1	1-0	2-1
Big East	-	-	2-0	2-0
Big Ten	-	0-2	1-1	1-3
Conference USA (CUSA)	2-0	-	1-0	3-0
Mid-Eastern Athletic (MEAC)	1-0	1-0	-	2-0
Missouri Valley (MVC)	-	1-0	1-0	2-0
Mountain West (MWC)	2-0	1-0	-	3-0
Northeast (NEC)	-	1-0	-	1-0
Southeastern (SEC)	14-10	10-14	1-3*	25-27
Southern (SOCON)	2-0	0-1	-	2-1
Southland (SLC)	3-0	-	-	3-0
Southwestern Athletic (SWAC)	11-0	-	2-0	13-0
Summit League (SUMMIT)	-	0-1	-	0-1
Sun Belt (SBC)	3-0	1-0	1-0	5-0

* - Neutral Site SEC Tournament Games, which do not affect conference record

PURCELL RECORD AGAINST ACTIVE SEC HEAD COACHES

	HOME	AWAY	NEUTRAL	TOTAL
Kristy Curry (Alabama)	1-1	0-1	-	1-2
Kelsi Musick (Arkansas)	-	-	-	-
Larry Vickers (Auburn)	-	-	-	-
Kelly Rae Finley (Florida)	0-1	2-0	2-1	
Katie Abrahamson-Henderson (Georgia)	1-0	1-1	-	2-1
Kenny Brooks (Kentucky)	-	0-1	-	0-1
Kim Mulkey (LSU)	1-0	0-2	-	1-2
Kellie Harper (Missouri)*	1-1	0-1	-	1-2*
Jennie Baranczyk (Oklahoma)	1-0	-	-	1-0
Yolett McPhee-McCuin (Ole Miss)	1-2	0-2	0-1	1-5
Dawn Staley (South Carolina)	0-2	0-1	-	0-3
Kim Caldwell (Tennessee)	-	0-1	-	0-1
Vic Schaefer (Texas)	0-1	-	-	0-1
Joni Taylor (Texas A&M)	2-0	2-0	0-2	4-2
Shae Ralph (Vanderbilt)	0-1	2-0	-	2-1

* - Purcell was 1-1 against Harper at home and 0-1 against Harper in Knoxville during her time at Tennessee, which is included in this total.

MSU'S RECORD WHEN...

CONFERENCE/NON-CONFERENCE	ALL	SEC	FREE THROW SHOOTING	ALL	SEC	SECOND CHANCE POINTS	ALL	SEC
Non-Conference Matchups	8-1	-	More FTs Made Than Opponent	6-1		More Second Chance Points	6-1	
Home	5-0	-	Less/Equal FTs Made Than Opponent	1-0		Less Second Chance Points	1-0	
Road	0-1	-	Both Make The Same Number of FTs	1-0		Equal Second Chance Points	1-0	
Neutral	2-0	-	Outshooting Opponents From FT Line	6-0				
Conference Matchups	-		Opponent Outshoots MSU From FT Line	2-1		FAST BREAK POINTS	ALL	SEC
Home	-		Both Shoot The Same Percentage From FT Line	-		More Fast Break Points	5-1	
Road	-					Less Fast Break Points	3-0	
						Equal Fast Break Points	-	
SCORING	ALL	SEC	TOTAL REBOUNDING	ALL	SEC	POINTS OFF THE BENCH	ALL	SEC
Outscoring Opponents in Quarter One	8-1		More Rebounds Than Opponent	8-1		More Points off the Bench	7-0	
Opponent Outscores MSU in Quarter One	-		Less Rebounds Than Opponent	-		Less Points off the Bench	1-1	
Score the Same in Quarter One	-		Equal Rebounds With Opponent	-		Equal Points off the Bench	-	
Outscoring Opponents in Quarter Two	5-0		OFFENSIVE/DEFENSIVE REBOUNDING	ALL	SEC			
Opponent Outscores MSU in Quarter Two	2-1		More Offensive Rebounds Than Opponent	5-0		TIME WITH LEAD	ALL	SEC
Score the Same in Quarter Two	1-0		Less Offensive Rebounds Than Opponent	1-1		MSU Leads For Longer Than Opponent	8-1	
Outscoring Opponents in the First Half	7-1		Equal Offensive Rebounds With Opponent	2-0		Opponent Leads For Longer Than MSU	-	
Opponent Outscores MSU in the First Half	-		More Defensive Rebounds Than Opponent	7-1		Tied Time With Lead	-	
Score the Same in the First Half	1-0		Less Defensive Rebounds Than Opponent	-				
Outscoring Opponents in Quarter Three	7-0		Equal Defensive Rebounds With Opponent	1-0		OPPONENT RANKINGS	ALL	SEC
Opponent Outscores MSU in Quarter Three	-					Against Top 10 AP Poll Opponents	-	
Score the Same in Quarter Three	1-1		FOULS	ALL	SEC	Against Top 25 AP Poll Opponents	-	
Outscoring Opponents in Quarter Four	5-0		More Fouls Than Opponent	2-1		Against Unranked AP Poll Opponents	7-1	
Opponent Outscores MSU in Quarter Four	3-1		Less Fouls Than Opponent	4-0				
Score the Same in Quarter Four	-		Same Amount of Fouls as Opponent	2-0		UNIFORM COLOR	ALL	SEC
Outscoring Opponents in the Second Half	6-0					Wearing Maroon Uniforms	1-0	
Opponent Outscores MSU in the Second Half	2-1		ASSISTS	ALL	SEC	Wearing White Uniforms	7-0	
Score the Same in the Second Half	-		More Assists Than Opponent	7-0		Wearing Black Uniforms	0-1	
			Less Assists Than Opponent	1-1				
SHOOTING PERCENTAGES	ALL	SEC	Same Amount of Assists as Opponent	-		DAYS OF THE WEEK	ALL	SEC
Outshooting Opponents	7-1		TURNOVERS	ALL	SEC	Playing On Monday	2-0	
Opponent Outshoots MSU	1-0		More Turnovers Than Opponent	2-1		Playing On Tuesday	1-0	
Outshooting Opponents in Quarter One	7-1		Less Turnovers Than Opponent	6-0		Playing On Wednesday	-	
Opponent Outshoots MSU in Quarter One	1-0		Same Amount of Turnovers as Opponent	-		Playing On Thursday	2-1	
Outshooting Opponents in Quarter Two	6-0					Playing On Friday	1-0	
Opponent Outshoots MSU In Quarter Two	2-1		STEALS	ALL	SEC	Playing On Sunday	2-0	
Outshooting Opponents in Quarter Three	5-1		More Steals Than Opponent	5-0				
Opponent Outshoots MSU In Quarter Three	3-0		Less Steals Than Opponent	2-1				
Outshooting Opponents in Quarter Four	5-0		Same Amount of Steals as Opponent	1-0				
Opponent Outshoots MSU In Quarter Four	3-1							
3 POINT SHOOTING	ALL	SEC	BLOCKS	ALL	SEC			
More 3PT FGs Made Than Opponent	2-1		More Blocks Than Opponent	8-1				
Less 3PT FGs Made Than Opponent	3-0		Less Blocks Than Opponent	-				
Both Make The Same Number of 3 PT FGs	3-0		Same Amount of Blocks as Opponent	-				
Outshooting Opponents From Three	5-1					POINTS OFF TURNOVERS	ALL	SEC
Opponent Outshoots MSU From Three	3-0		POINTS IN THE PAINT	ALL	SEC	More Points Off Turnovers	8-0	
Both Shoot The Same Percentage From Three	-		More Points in the Paint	8-0		Less Points Off Turnovers	0-1	
			Less Points in the Paint	0-1		Equal Points Off Turnovers	-	
			Equal Points in the Paint	-				



2025-26 Mississippi St. Women's Basketball
Combined Team Statistics
All games

Game Records

Record	Overall	Home	Away	Neutral
ALL GAMES	8-1	6-0	0-1	2-0
CONFERENCE	0-0	0-0	0-0	0-0
NON-CONFERENCE	8-1	6-0	0-1	2-0

Score by Periods

Team	1st	2nd	3rd	4th	OT	TOT
Mississippi St.	184	160	180	160	0	684
Opponents	91	112	138	141	0	482

Team Box Score

No.	Player				Total		3-Point		F-Throw		Rebounds													
		GP-GS	MIN	AVG	FG-FGA	FG%	3FG-3FGA	3FG%	FT-FTA	FT%	OFF	DEF	TOT	AVG	PF	DQ	A	TO	BLK	STL	PTS	AVG		
2	MCPHAUL, Destiney	9-9	267:07	29.7	42-75	.560	13-35	.371	18-23	.783	2	25	27	3.0	12	0	26	15	3	15	115	12.8		
40	FRANCIS, Madison	9-5	259:16	28.8	42-88	.477	3-19	.158	19-26	.731	26	33	59	6.6	24	1	17	23	28	13	106	11.8		
25	NWAEDOZI, Favour	9-9	212:54	23.7	43-74	.581	0-0	.000	19-35	.543	33	51	84	9.3	22	0	17	15	11	7	105	11.7		
5	PRATER, Chandler	9-9	198:15	22.0	23-59	.390	9-19	.474	29-33	.879	13	34	47	5.2	12	0	25	23	2	10	84	9.3		
10	LAMPLEY, Jaylah	9-0	187:45	20.9	32-65	.492	8-19	.421	7-14	.500	19	25	44	4.9	8	0	8	14	2	9	79	8.8		
4	CRISP, Trayanna	9-9	227:48	25.3	22-53	.415	13-33	.394	9-10	.900	2	17	19	2.1	11	0	23	11	1	9	66	7.3		
33	RICHARDSON, Kharyssa	9-4	194:29	21.6	18-58	.310	0-1	.000	19-22	.864	6	35	41	4.6	19	0	8	14	5	6	55	6.1		
1	KING, Saniyah	6-0	118:02	19.7	9-29	.310	4-14	.286	4-5	.800	0	13	13	2.2	8	0	8	8	0	5	26	4.3		
8	FANE, Awa	7-0	73:19	10.5	9-18	.500	4-9	.444	0-0	.000	2	5	7	1.0	8	0	4	6	0	2	22	3.1		
22	GRAY, Nataliyah	6-0	34:25	5.7	5-12	.417	0-3	.000	7-12	.583	2	11	13	2.2	6	0	3	7	1	2	17	2.8		
13	JIMÉNEZ, Rocío	5-0	14:50	3.0	4-7	.571	0-0	.000	1-2	.500	2	2	4	0.8	2	0	0	2	2	1	9	1.8		
23	WYLDER, Faith	3-0	11:50	3.9	0-1	.000	0-0	.000	0-0	.000	1	1	2	0.7	3	0	0	0	1	1	0	0.0		
Team											7	16	23					5						
Total		9	1800		249-539	.462	54-152	.355	132-182	.725	115	268	383	42.6	135	1	139	143	56	80	684	76.0		
Opponents		9	1795		178-513	.347	52-177	.294	74-108	.685	84	198	282	31.3	158	2	90	174	15	75	482	53.6		

Team Statistics

	MS	OPP
Scoring	684	482
Points per game	76.0	53.6
Scoring margin	+22.4	-
Field goals-att	249-539	178-513
Field goal pct	.462	.347
3 point fg-att	54-152	52-177
3-point FG pct	.355	.294
3-pt FG made per game	6.0	5.8
Free throws-att	132-182	74-108
Free throw pct	.725	.685
F-Throws made per game	14.7	8.2
Rebounds	383	282
Rebounds per game	42.6	31.3
Rebounding margin	+11.2	-
Assists	139	90
Assists per game	15.4	10.0
Turnovers	143	174
Turnovers per game	15.9	19.3
Turnover margin	+3.4	-
Assist/turnover ratio	1.0	0.5
Steals	80	75
Steals per game	8.9	8.3
Blocks	56	15
Blocks per game	6.2	1.7
Winning streak	4	-
Home win streak	6	-
Attendance	23963	3652
Home games-Avg/Game	6-3994	1-3652
Neutral site-Avg/Game	-	2-750

Team Results

Date	Opponent		Score	Att.
11/03/2025	Davidson	W	66-57	3462
11/07/2025	Georgia St.	W	88-62	6549
11/09/2025	Mississippi Val.	W	107-43	3566
11/13/2025	Jackson St.	W	82-55	3542
11/20/2025	at Texas Tech	L	62-69	3652
11/24/2025	vs Alcorn	W	65-51	750
11/25/2025	vs Middle Tenn.	W	69-47	750
11/30/2025	ULM	W	66-54	3411
12/04/2025	Pittsburgh	W	79-44	3433

GAME-BY-GAME STATISTICS

	W/L	REC	1ST	2ND	3RD	4TH	OT	PTS	MAR	FG-FGA	FG%	3FG-3FGA	3FG%	FT-FTA	FT%	O-D-REB	MAR	PF	AST	TO	STL	BLK	ATT
MISSISSIPPI STATE	W, 66-57	1-0	15	16	16	19	-	66	+9	21-51	41.2	3-9	33.3	21-31	67.7	14-28-42	+15	20	6	18	10	7	3,462
Davidson 11/3		0-1	14	17	13	13	-	57	-9	18-52	34.6	4-14	28.6	17-20	85.0	8-19-27	-15	21	11	17	10	1	
MISSISSIPPI STATE	W, 88-62	2-0	17	32	25	14	-	88	+26	33-64	51.6	10-20	50	12-16	75.0	12-32-44	+15	13	21	15	7	8	6,549
Georgia State 11/7		1-1	10	12	21	19	-	62	-26	23-60	38.3	7-22	31.8	9-14	64.3	7-22-29	-15	13	6	14	9	0	
MISSISSIPPI STATE	W, 107-43	3-0	22	25	27	31	-	107	+64	37-71	52.1	8-17	47.1	25-31	80.6	21-34-55	+30	7	21	14	13	11	3,566
Mississippi Valley State 11/9		0-2	8	11	16	8	-	43	-64	18-60	30.0	4-23	17.4	3-4	75.0	9-16-25	-30	23	8	21	10	4	
MISSISSIPPI STATE	W, 82-55	4-0	22	19	21	20	-	82	+27	32-58	55.2	4-14	28.6	14-22	63.6	8-30-38	+2	16	15	14	12	5	3,542
Jackson State 11/13		1-2	5	19	20	11	-	55	-27	23-64	35.9	6-23	26.1	3-6	50.0	13-23-36	-2	16	9	22	8	2	
MISSISSIPPI STATE	L, 62-69	4-1	31	2	12	17	-	62	-7	20-53	37.7	5-16	31.3	17-21	81.0	6-33-39	+3	20	8	22	3	6	3,652
Texas Tech 11/20		6-0	16	15	12	26	-	69	+7	26-66	39.4	3-19	15.8	14-17	82.4	8-28-36	-3	18	11	13	11	1	
MISSISSIPPI STATE	W, 65-51	5-1	17	17	16	15	-	65	+14	20-57	35.1	8-28	28.6	17-27	63.0	18-28-46	+12	14	16	18	14	4	750
Alcorn State 11/24		1-4	4	10	15	22	-	51	-14	19-55	34.5	8-24	33.3	5-11	45.5	11-23-34	-12	22	13	24	7	1	
MISSISSIPPI STATE	W, 69-47	6-1	18	17	16	18	-	69	+22	27-49	55.1	5-11	45.5	10-13	76.9	6-24-30	+6	21	20	16	4	6	750
Middle Tennessee State 11/25		3-4	8	11	16	12	-	47	-22	16-45	35.6	5-17	29.4	10-15	66.7	6-18-24	-6	16	11	19	9	1	
MISSISSIPPI STATE	W, 66-54	7-1	20	10	19	17	-	66	+12	26-63	41.3	4-15	26.7	10-12	83.3	19-19-38	+8	10	14	18	8	4	3,411
ULM 11/30		5-2	18	11	11	14	-	54	-12	22-52	42.3	8-18	44.4	2-2	100.0	11-19-30	-8	19	12	26	7	2	
MISSISSIPPI STATE	W, 79-44	8-1	20	22	28	9	-	79	+35	33-73	45.2	7-22	31.8	6-9	66.7	11-40-51	+10	14	18	8	9	5	3,433
Pitt 12/4		6-5	8	6	14	16	-	44	-35	13-59	22.0	7-17	41.2	11-19	57.9	11-30-41	-10	10	7	18	4	3	

GAME-BY-GAME STATISTIC LEADERS

	RESULT	POINTS	REBOUNDS	ASSISTS	STEALS	BLOCKS	MINUTES
Davidson 11/3	W, 66-57	McPhaul (20)	Nwaedozi (10)	McPhaul, Prater (2)	Prater (3)	Francis (6)	McPhaul (37:18)
Georgia State 11/7	W, 88-62	Nwaedozi (17)	Nwaedozi (10)	Crisp (6)	McPhaul, Prater (2)	McPhaul, Nwaedozi, Prater (2)	Crisp (28:59)
Mississippi Valley St. 11/9	W, 107-43	Prater (25)	Nwaedozi (16)	Prater (5)	Nwaedozi (3)	Francis (5)	McPhaul (24:55)
Jackson State 11/13	W, 82-55	Nwaedozi (18)	Nwaedozi (15)	Nwaedozi (4)	Crisp, Francis (3)	Francis (3)	Francis (29:51)
at Texas Tech 11/20	L, 62-69	McPhaul, Crisp (12)	Nwaedozi, Richardson (9)	McPhaul (4)	King, McPhaul, Prater (1)	Nwaedozi (2)	McPhaul (32:10)
vs. Alcorn State 11/24	W, 65-51	Francis (15)	Lampley (10)	Francis, Prater (4)	Francis (3)	Nwaedozi (2)	Francis (30:31)
vs. MTSU 11/25	W, 69-47	Francis (17)	Francis, Nwaedozi (6)	McPhaul (5)	Francis, King, Prater, Richardson (1)	Francis (6)	McPhaul (35:28)
ULM 11/30	W, 66-54	Nwaedozi (13)	Francis (13)	McPhaul, Prater (3)	Crisp, Francis, Lampley, McPhaul (2)	Francis (3)	Francis (36:03)
Pitt 12/4	W, 79-44	McPhaul (22)	Francis (10)	King (4)	Crisp, Francis, Lampley, McPhaul (2)	Francis, Nwaedozi (2)	Francis (29:24)
Charlotte 12/7							
Southern Miss 12/17							
at La Salle 12/20							
Samford 12/28							
Auburn 1/1							
at Oklahoma 1/4							
Tennessee 1/8							
at Ole Miss 1/11							
Vanderbilt 1/15							
Kentucky 1/18							
at Alabama 1/25							
at Tennessee 1/29							
Missouri 2/1							
at South Carolina 2/5							
Georgia 2/12							
at Arkansas 2/16							
Florida 2/19							
at Texas 2/22							
at Texas A&M 2/26							
LSU 3/1							

GAME-BY-GAME STATISTIC LEADERS

POINTS	REBOUNDS	ASSISTS	STEALS	BLOCKS	MINUTES
McPhaul 3, (2-1)	Nwaedozi 6, (5-1)	McPhaul 4, (3-1)	Francis..... 5, (5-0)	Francis..... 6, (6-0)	Francis..... 4, (4-0)
Nwaedozi 3, (3-0)	Francis..... 3, (3-0)	Prater 4, (4-0)	Prater 4, (3-1)	Nwaedozi 4, (3-1)	McPhaul 4, (3-1)
Francis..... 2, (2-0)	Lampley 1, (1-0)	Crisp..... 1, (1-0)	McPhaul 4, (4-1)	McPhaul 1, (1-0)	Crisp..... 1, (1-0)
Prater 1, (1-0)	Richardson..... 1, (0-1)	Francis..... 1, (1-0)	Crisp..... 3, (3-0)	Prater 1, (1-0)	
Crisp..... 1, (0-1)		King..... 1, (1-0)	King..... 2, (1-1)		
		Nwaedozi 1, (1-0)	Lampley..... 2, (2-0)		
			Nwaedozi 1, (1-0)		
			Richardson..... 1, (1-0)		

PLUS/MINUS BREAKDOWN													
	RESULT	KING	MCPHAUL	CRISP	PRATER	FANE	LAMPLEY	JIMENEZ	GRAY	WYLDER	NWAEDOZI	RICHARDSON	FRANCIS
Davidson 11/3	W, 66-57	-	+15	+3	-3	-5	+10	-	-	-	+5	+9	+11
Georgia State 11/7	W, 88-62	-	+25	+13	+25	+1	+20	-2	+11	-2	+20	+10	+9
Mississippi Valley St. 11/9	W, 107-43	-	+31	+30	+44	+36	+28	+12	+24	+14	+32	+23	+46
Jackson State 11/13	W, 82-55	+6	+25	+16	+17	+2	+15	-3	-2	0	+25	+15	+19
at Texas Tech 11/20	L, 62-69	-10	-10	-12	-3	0	+6	-5	-	-	-7	0	+6
vs. Alcorn State 11/24	W, 65-51	-3	+21	+17	+20	-7	-6	-	-8	-	+27	-7	+16
vs. MTSU 11/25	W, 69-47	+7	+18	+23	+26	-	-1	-	-	-	+17	+3	+17
ULM 11/30	W, 66-54	+2	+18	+7	+3	-	+6	-	-2	-	+9	+1	+16
Pitt 12/4	W, 79-44	+4	+36	+32	+16	-8	+15	-12	-1	-	+33	+25	+35
Charlotte 12/7													
Southern Miss 12/17													
at La Salle 12/20													
Samford 12/28													
Auburn 1/1													
at Oklahoma 1/4													
Tennessee 1/8													
at Ole Miss 1/11													
Vanderbilt 1/15													
Kentucky 1/18													
at Alabama 1/25													
at Tennessee 1/29													
Missouri 2/1													
at South Carolina 2/5													
Georgia 2/12													
at Arkansas 2/16													
Florida 2/19													
at Texas 2/22													
at Texas A&M 2/22													
LSU 3/1													
		KING	MCPHAUL	CRISP	PRATER	FANE	LAMPLEY	JIMENEZ	GRAY	WYLDER	NWAEDOZI	RICHARDSON	FRANCIS
TOTALS		+6	+169	+129	+147	+19	+93	-10	+22	+12	+161	+79	+175
GAMES LED IN			5 (5-0)		2 (2-0)		1 (0-1)				2 (2-0)		2 (1-1)

LEAD BREAKDOWN

	FIRST HALF			SECOND HALF/OT			FINAL			LARGEST					TIME			
	MSU	OPP	MAR	MSU	OPP	MAR	MSU	OPP	MAR	LEAD	DEFICIT	TIMES TIED	LEAD CHANGES	LED	TRAILED	TIED	BEST RUN	
Davidson 11/3	31	31	+0	35	26	+9	66	57	+9	10 (4th 1:23)	7 (2nd 4:23)	7	4	28:44	7:23	1:53	7 (2nd 3:23)	
Georgia State 11/7	49	22	+27	39	40	-1	88	62	+26	39 (3rd 3:25)	4 (1st 9:01)	2	1	36:40	2:21	:59	13 (2nd 4:19)	
Mississippi Valley St. 11/9	49	19	+30	58	24	+34	107	43	+64	64 (4th 1:28)	-	0	0	38:54	00:00	1:06	16 (3rd 8:38)	
Jackson State 11/13	41	24	+17	41	31	+10	82	55	+27	30 (4th 0:55)	-	0	0	39:26	00:00	:34	11 (4th 2:59)	
at Texas Tech 11/20	33	31	+2	29	38	-9	62	69	-7	15 (1st 0:00)	10 (4th 0:30)	4	3	27:48	10:01	2:11	7 (1st 4:42)	
vs. Alcorn State 11/24	34	14	+20	31	37	-6	65	51	+14	26 (2nd 6:36)	-	1	0	39:42	00:00	:18	23 (2nd 6:36)	
vs. MTSU 11/25	35	19	+16	34	28	+6	69	47	+22	25 (3rd 3:38)	2 (1st 8:34)	3	2	35:43	01:20	2:57	15 (2nd 0:36)	
ULM 11/30	30	29	+1	36	25	+11	66	54	+12	16 (3rd 2:14)	1 (2nd 1:41)	2	4	38:10	1:09	:41	13 (3rd 4:53)	
Pitt 12/4	42	14	+28	37	30	+7	79	44	+35	49 (4 th 5:49)	3 (1 st 9:02)	0	1	38:26	1:18	:16	13 (1 st 0:32)	
Charlotte 12/7																		
Southern Miss 12/17																		
at La Salle 12/20																		
Samford 12/28																		
Auburn 1/1																		
at Oklahoma 1/4																		
Tennessee 1/8																		
at Ole Miss 1/11																		
Vanderbilt 1/15																		
Kentucky 1/18																		
at Alabama 1/25																		
at Tennessee 1/29																		
Missouri 2/1																		
at South Carolina 2/5																		
Georgia 2/12																		
at Arkansas 2/16																		
Florida 2/19																		
at Texas 2/22																		
at Texas A&M 2/26																		
LSU 3/1																		

STARTING LINEUPS - STARTER/BENCH SCORING

STARTING LINEUPS BY GAME	1	2	3	4	5
Davidson 11/3	Crisp	McPhaul	Prater	Richardson	Nwaedozi
Georgia State 11/7	Crisp	McPhaul	Prater	Richardson	Nwaedozi
Mississippi Valley St. 11/9	Crisp	McPhaul	Prater	Richardson	Nwaedozi
Jackson State 11/13	Crisp	McPhaul	Prater	Richardson	Nwaedozi
at Texas Tech 11/20	Crisp	McPhaul	Prater	Francis	Nwaedozi
vs. Alcorn State 11/24	Crisp	McPhaul	Prater	Francis	Nwaedozi
vs. MTSU 11/25	Crisp	McPhaul	Prater	Francis	Nwaedozi
ULM 11/30	Crisp	McPhaul	Prater	Francis	Nwaedozi
Pitt 12/4	Crisp	McPhaul	Prater	Francis	Nwaedozi
Charlotte 12/7					
Southern Miss 12/17					
at La Salle 12/20					
Samford 12/28					
Auburn 1/1					
at Oklahoma 1/4					
Tennessee 1/8					
at Ole Miss 1/11					
Vanderbilt 1/15					
Kentucky 1/18					
at Alabama 1/25					
at Tennessee 1/29					
Missouri 2/1					
at South Carolina 2/5					
Georgia 2/12					
at Arkansas 2/16					
Florida 2/19					
at Texas 2/22					
at Texas A&M 2/26					
LSU 3/1					

STARTING LINEUP RECORDS	1	2	3	4	5
4-1	Crisp	McPhaul	Prater	Francis	Nwaedozi
4-0	Crisp	McPhaul	Prater	Richardson	Nwaedozi

	MISSISSIPPI STATE		OPPONENT	
	STARTERS	BENCH	STARTERS	BENCH
Davidson 11/3	47	19	29	28
Georgia State 11/7	53	35	50	12
Mississippi Valley St. 11/9	52	55	31	12
Jackson State 11/13	52	30	26	29
at Texas Tech 11/20	57	12	41	28
vs. Alcorn State 11/24	44	21	43	18
vs. MTSU 11/25	57	12	47	0
ULM 11/30	41	25	38	16
Pitt 12/4	56	23	22	22
Charlotte 12/7				
Southern Miss 12/17				
at La Salle 12/20				
Samford 12/28				
Auburn 1/1				
at Oklahoma 1/4				
Tennessee 1/8				
at Ole Miss 1/11				
Vanderbilt 1/15				
Kentucky 1/18				
at Alabama 1/25				
at Tennessee 1/29				
Missouri 2/1				
at South Carolina 2/5				
Georgia 2/12				
at Arkansas 2/16				
Florida 2/19				
at Texas 2/22				
at Texas A&M 2/26				
LSU 3/1				

	STARTERS	BENCH	STARTERS	BENCH
TOTALS	399	220	286	137
AVERAGES	44.3	24.4	31.8	15.2

MISCELLANEOUS STATISTICS

JUMP BALLS WON

Mississippi State	7 (6-1)
Opponents	2 (2-0)
Overtime	

SCORING SUMMARY

ALL GAMES

	1ST	2ND	3RD	4TH	OT	TOTAL
Mississippi State	184 (+93)	160 (+48)	180 (+42)	160 (+19)	-	684 (+202)
Opponents	91	112	138	141	-	482

SEC GAMES

	1ST	2ND	3RD	4TH	OT	TOTAL
Mississippi State						
Opponents						

WIN/LOSS MARGIN

	1	2	3	4	5	6	7	8	9	10-14	15-19	20+
Wins	-	-	-	-	-	-	-	-	1	2	-	5
Losses	-	-	-	-	-	-	1	-	-	-	-	-

LEADS AND DEFICITS

Largest Lead After First Quarter	17 (22-5), vs.Jackson State 11/13/25
Largest Halftime Lead	30 (49-19), vs.Mississippi Valley State 11/9/25
Largest Halftime Lead Blown	3 (33-31) at. Texas Tech 11/20/25
Largest Halftime Deficit	
Largest Halftime Deficit Overcome	
Largest 1st Half Lead	30 (2x) Last: (34-14), vs.Alcorn State 11/24/25
Largest 1st Half Lead Blown	
Largest 1st Half Deficit	
Largest 1st Half Deficit Overcome	
Largest Lead After Third Quarter	41 (76-35), vs. Mississippi Valley State 11/9/25
Largest 2nd Half Lead	64 (107-43), vs.Mississippi Valley State 11/9/25
Largest 2nd Half Lead Blown	
Largest 2nd Half Deficit	
Largest 2nd Half Deficit Overcome	
Largest Overall Lead	64 (107-43), vs.Mississippi Valley State 11/9/25
Largest Overall Lead Blown	
Largest Overall Deficit	7 (19-26), vs Davidson 11/3/25
Largest Overall Deficit Overcome	7 (19-26), vs Davidson 11/3/25
Largest Margin of Victory	64 (107-43), vs.Mississippi Valley State 11/9/25

HOME/ROAD/NEUTRAL SPLITS

Field Goal% / Opp. Field Goal% At Home	47.9 (182-380) / 33.7 (117-347)
Field Goal% / Opp. Field Goal% On The Road	37.7 (20-53) / 39.4 (26-66)
Field Goal% / Opp. Field Goal% At Neutral Site	44.3 (47-106) / 35.0 (35-100)
Three-Point Field Goal% / Opp. Three-Point Field Goal% At Home	37.1 (36-97) / 30.8 (36-117)
Three-Point Field Goal% / Opp. Three-Point Field Goal% On The Road	31.3 (5-16) / 15.8 (3-19)
Three-Point Field Goal% / Opp. Three-Point Field Goal% At Neutral Site	33.3 (13-39) / 31.7 (13-41)
Free Throw% / Opp Free Throw% At Home	72.7 (88-121) / 69.2 (45-65)
Free Throw% / Opp Free Throw% On The Road	81.0 (17-21) / 82.4 (14-17)
Free Throw% / Opp Free Throw% At Neutral Site	67.5 (27-40) / 57.7 (15-26)
Scoring Average / Opp. Scoring Average At Home	81.3 / 52.5
Scoring Average / Opp. Scoring Average On The Road	62 / 69
Scoring Average / Opp. Scoring Average At Neutral Site	67 / 49

ATTENDANCE

	GAMES	RECORD	TOTAL	AVERAGE	HIGHEST
Home	6	6-0	23,963	3,994	6,549
Away	1	0-1	3,652	3,652	3,652
Neutral	2	2-0	1,500	750	750

MISSISSIPPI STATE QUARTER BREAKDOWN

Most 1st Quarter Points	31, at. Texas Tech 11/20/25
Most 2nd Quarter Points	32, vs. Georgia State 11/7/25
Most 3rd Quarter Points	27, vs. Mississippi Valley State 11/9/25
Most 4th Quarter Points	31, vs. Mississippi Valley State 11/9/25
Most Overtime Points	
Fewest 1st Quarter Points	15, vs. Davidson, 11/3/25
Fewest 2nd Quarter Points	2, at. Texas Tech, 11/20/25
Fewest 3rd Quarter Points	12, at Texas Tech, 11/20/25
Fewest 4th Quarter Points	9, vs. Alcorn State, 11/24/25
Fewest Overtime Points	

OPPONENTS QUARTER BREAKDOWN

Most 1st Quarter Points	18, vs. ULM, 11/30/25
Most 2nd Quarter Points	17, vs. Davidson, 11/3/25
Most 3rd Quarter Points	21, vs. Georgia State, 11/7/25
Most 4th Quarter Points	26, at Texas Tech, 11/20/25
Most Overtime Points	
Fewest 1st Quarter Points	4, vs. Alcorn State, 11/24/25
Fewest 2nd Quarter Points	6, vs. Pitt, 12/4/25
Fewest 3rd Quarter Points	11, vs. ULM, 11/30/25
Fewest 4th Quarter Points	8, vs. Mississippi Valley State, 11/9/25
Fewest Overtime Points	

HALF BREAKDOWN

Most Mississippi State Half Points	58 (27, 31, 2H), vs. Mississippi Valley State, 11/9/25
Most Mississippi State 1st Half Points	49 (2x) Last (24, 25.) vs. Mississippi Valley State, 11/9/25
Most Mississippi State 2nd Half Points	58 (27, 31), vs. Mississippi Valley State, 11/9/25
Fewest Mississippi State Half Points	29 (12, 17, 2H), at Texas Tech, 11/20/25
Fewest Mississippi State 1st Half Points	30 (20, 10), vs. ULM,11/30/25
Fewest Mississippi State 2nd Half Points	29 (12, 17), at Texas Tech, 11/20/25
Most Opponent Half Points	40 (21, 19, 2H), vs. Georgia State, 11/7/25
Most Opponent 1st Half Points	31 (2x) Last (16, 15), at Texas Tech, 11/20/25
Most Opponent 2nd Half Points	40 (21, 19), vs. Georgia State, 11/7/25
Fewest Opponent Half Points	14 (2x) Last (8, 6, 1H), vs. Pitt, 12/4/25
Fewest Opponent 1st Half Points	14 (2x) Last (8, 6), vs. Pitt, 12/4/2
Fewest Opponent 2nd Half Points	24 (16, 8), vs. Mississippi Valley State, 11/9/25

MISSISSIPPI STATE OFFENSIVE PRODUCTION (FIELD-GOAL PERCENTAGE)

10 FG%	
20 FG%	
30 FG% (2, 1-1)	Last: 35.1, vs. Alcorn State, 11/24/25
40 FG% (3, 3-0)	Last: 45.2, vs. Pitt, 12/4/25
50 FG% (4, 4-0)	Last: 55.1, vs. Alcorn State, 11/24/25

(TOTAL GAMES, RECORD IN GAMES)

MISSISSIPPI STATE DEFENSIVE PRODUCTION (OPPONENT FIELD-GOAL PERCENTAGE)

10 FG%	
20 FG% (1, 1-0)	22.0, vs Pitt, 12/4/25
30 FG% (7, 6-1)	Last: 35.6, vs Middle Tennessee State, 11/25/25
40 FG% (1, 1-0)	Last: 42.3, vs ULM, 11/30/25
50 FG%	

(TOTAL GAMES, RECORD IN GAMES)

SPECIALTY SCORING STATISTICS

	OFF TURNOVERS				IN THE PAINT				SECOND CHANCE				FAST BREAKS				BENCH			
	MSU	OPP	MAR	1H/2H	MSU	OPP	MAR	1H/2H	MSU	OPP	MAR	1H/2H	MSU	OPP	MAR	1H/2H	MSU	OPP	MAR	1H/2H
Davidson 11/3	18	15	+3	7/11	28	26	+2	16/12	18	4	+14	11/7	6	2	+4	2/4	19	28	-9	9/10
Georgia State 11/7	24	14	+10	12/12	42	28	+14	18/24	10	7	+3	7/3	8	12	-4	7/1	35	12	+23	22/13
Mississippi Valley St. 11/9	29	9	+20	15/14	48	24	+24	20/28	27	4	+23	10/17	14	9	+5	9/5	55	12	+43	16/39
Jackson State 11/13	26	13	+13	15/11	52	30	+22	30/22	5	16	-11	3/2	9	10	-1	5/4	30	29	+1	14/16
at Texas Tech 11/20	10	17	-7	5/5	26	38	-12	12/14	9	8	+1	7/2	9	6	+3	5/4	12	28	-16	8/4
vs. Alcorn State 11/24	23	10	+13	17/6	24	22	+2	12/12	6	4	+2	2/4	10	11	-1	8/2	21	18	+3	9/12
vs. MTSU 11/25	23	8	+15	10/13	42	18	+24	20/22	10	7	+3	8/2	13	4	+9	7/6	12	0	+12	5/7
ULM 11/30	28	13	+15	10/18	36	24	+12	14/22	12	10	+2	8/4	6	2	+4	3/3	25	16	+9	6/19
Pitt 12/4	23	6	+17	21/2	44	10	+34	24/20	13	13	-	3/10	14	0	+14	10/4	23	22	+1	5/18
Charlotte 12/7																				
Southern Miss 12/17																				
at La Salle 12/20																				
Samford 12/28																				
Auburn 1/1																				
at Oklahoma 1/4																				
Tennessee 1/8																				
at Ole Miss 1/11																				
Vanderbilt 1/15																				
Kentucky 1/18																				
at Alabama 1/25																				
at Tennessee 1/29																				
Missouri 2/1																				
at South Carolina 2/5																				
Georgia 2/12																				
at Arkansas 2/16																				
Florida 2/19																				
at Texas 2/22																				
at Texas A&M 2/26																				
LSU 3/1																				

	OFF TURNOVERS				IN THE PAINT				SECOND CHANCE				FAST BREAKS				BENCH			
	MSU	OPP	MAR	1H/2H	MSU	OPP	MAR	1H/2H	MSU	OPP	MAR	1H/2H	MSU	OPP	MAR	1H/2H	MSU	OPP	MAR	1H/2H
TOTALS	157	90	+67	97/81	290	190	+100	136/154	105	57	+48	56/49	80	46	+34	51/29	202	136	+66	80/122
AVERAGES	17.4	10	+7.4	10.8/9	32.2	21.1	+11.1	15.1/17.1	11.7	6.3	+5.3	6.2/5.4	8.9	5.1	+3.8	5.7/3.2	22.4	15.1	+7.3	8.9/13.6
W/L/T IN EACH STAT	8 (8-0) / 1 (0-1) / 0 (0-0)				8 (8-0) / 1 (0-1) / 0 (0-0)				8 (7-1) / 0 (0-0) / 1 (1-0)				6 (5-1) / 3 (3-0) / 0 (0-0)				7 (7-0) / 2 (1-1) / 0 (0-0)			

A MISSISSIPPI STATE TEAM

Won 30 Consecutive Games	32, 11/10/17-3/3/18
Won 10 Consecutive Home Games	32, 3/17/17-2/10/19
Won 10 Consecutive Road Games.....	14, 12/20/18-1/9/20
Lost Five Consecutive Games	5, 2/11/24-2/29/24
Defeated An AP No. 1 Team	vs. No. 1 UConn 66-64, 3/31/17
Defeated An AP Top-10 Team	vs. No. 10/11 Oklahoma 81-77, 1/9/25
Defeated An AP Top-10 Team At Home	vs. No. 10/11 Oklahoma 81-77, 1/9/25
Defeated An AP Top-25 Team	vs. No. 10/11 Oklahoma 81-77, 1/9/25
Defeated An AP Top-25 Team On The Road	at No. 23 Tennessee 72-55, 2/6/20
Overcame A 10-Point Deficit To Win	14, vs. Missouri, 3/5/25
Overcame A 10-Point Halftime Deficit To Win	11, at Auburn, 2/21/20
Overcame A Five-Point Deficit In Fourth Quarter To Win	6, at Kentucky, 2/1/24
Won An Overtime Game	at Kentucky, 77-74 (OT), 2/1/24
Lost An Overtime Game.....	at Ole Miss, 71-75 (OT), 2/18/24
Won A Double Overtime Game	at Vanderbilt, 85-77 (2OT), 2/13/25
Lost A Double Overtime Game	at Kentucky, 90-92 (2OT), 2/12/15
Scored 100+ Points	107, vs Mississippi Valley State, 11/9/25
Scored 100+ Points In Three-Straight Games	4, 11/15/18-11/24/18
Scored 100+ Points At Home.....	107, vs Mississippi Valley State, 11/9/25
Scored 100+ Points On The Road	102, at Chicago State, 12/8/24
Scored 100+ Points At Neutral Site	102, vs. Tulsa, 11/26/23
Scored 90+ Points	96, vs. Auburn, 1/23/25
Scored 90+ Points On The Road	102, at Chicago State, 12/8/24
Two Players Score 30+ Points.....	McCowan (35) and Vivians (30), vs. Oregon, 12/13/17
Three Players Score 20+ Points	Espinoza-Hunter (24), McCowan (24), Scott (20), vs. Arkansas, 3/10/19
Two Players Score 20+ Points	Jordan (21) and Okot (21), at Vanderbilt, 2/13/25
Made 50 Field Goals	53, vs. Judson College, 2/24/86
Made 40 Field Goals	40, at Chicago State, 12/8/24
Attempted 80+ Field Goals	87, vs. McNeese State, 12/1/21
Attempted 90+ Field Goals	90 at Vanderbilt, 2/13/25
Attempted 100+ Field Goals.....	104, vs. Montevallo 11/19/79
Shot 60% from the field	62.3, vs. Auburn, 1/23/25
Shot 55% from the field	55.1, vs Middle Tennessee, 11/25/25
Made 10+ Three-Point Field Goals	10, vs Georgia State, 11/7/25
Made 15 Three-Point Field Goals	18, vs. Troy, 12/14/20
Attempted 30+ Three-Point Field Goals.....	31, at LSU, 2/2/25
Shot 55% From Three	55.0 (11-20), vs. Missouri, 3/3/24
Shot 60% From Three	62.5 (5-8), at Ole Miss, 3/1/20
Shot 65% From Three	68.8 (11-16), vs. Old Dominion 12/19/22
Made 25+ Free Throws	25, vs. Mississippi Valley State, 11/9/25
Made 30+ Free Throws	33, vs. Louisiana Tech, 12/11/14
Attempted 30+ Free Throws	31, vs. Mississippi Valley State, 11/9/25
Attempted 45+ Free Throws	46, vs. Louisiana Tech, 12/11/14
Shot 90% From Free Throw Line (Min. 10 Made)	95 (20-21), vs. Chattanooga, 11/17/24
Had 65+ Rebounds	65, at Vanderbilt, 2/13/25
Had 70+ Rebounds	70, vs. Alcorn State, 11/6/23
Had 75+ Rebounds	78, vs. Judson College, 2/24/86
Had 25+ Assists	27, vs. South Carolina State, 12/29/24
Had 35+ Assists	37, vs. Memphis, 1/3/80
Had 10+ Blocked Shots	11, vs. Mississippi Valley State, 11/9/25
Had 15+ Steals.....	16, vs. South Carolina State, 12/29/24
Had 20+ Steals.....	20, vs. Mississippi Valley State, 11/24/15
Had 30+ Steals.....	30, vs. New Orleans, 11/17/13

AN OPPONENT


Scored 35 Points Or Less	35, vs. Jacksonville, 11/24/24
Scored 30 Points Or Less	29, vs. Alabama State, 11/13/24
Shot 60% From The Field.....	61.0%, vs. Florida, 2/11/24
Shot 55% From The Field.....	55.8%, vs. Clemson, 11/24/23
Shot Below 20% From The Field	18.9%, vs. Jacksonville, 11/24/24
Made 10 Or Less Field Goals.....	10, vs. Jacksonville, 11/24/24

A MISSISSIPPI STATE PLAYER

Scored 30 Points	36, Jerkaila Jordan at Penn State, 3/28/24
Scored 40 Points	40, Jerkaila Jordan at Missouri, 1/27/25
Scored 45 Points	47, Tan White vs. Vanderbilt (2OT), 2/3/05
Scored In Double Figures In 100-Straight Games	125, LaToya Thomas, 11/19/99-3/24/03
Scored In Double Figures In 10-Straight Games	17, Anastasia Hayes, 12/1/21-2/3/22
Scored 30 Points In Two-Straight Games.....	Tan White, vs. Arkansas, 3/3/05, vs. Auburn, 2/27/05
Scored 20 Points In Five-Straight Games	5, Jerkaila Jordan, 11/29/24-12/17/24
Scored 20 Points In 10-Straight Games	12, LaToya Thomas, 2/1/01-3/20/01
Had All Five Starters In Double Figures	vs. Tulsa, 11/26/23
Had Six Players Scored In Double Figures.....	6, vs Jackson State, 11/13/25
Had Five Players Scored In Double Figures In Two-Straight Games	2, vs. Murray State, 11/15/19, vs. Troy, 11/18/19
Made 15 Field Goals	18, Rickea Jackson vs. McNeese State, 12/1/21
Made 20 Field Goals	20, LaToya Thomas vs. Tulsa, 11/17/02
Made 10 Three-Point Field Goals	10, Lauren Park-Lane at Colorado State, 12/20/23
Made 10 Free Throws.....	10, Jerkaila Jordan at Penn Sate, 3/28/24
Made 15 Free Throws.....	18, Jennifer Fambrough vs. Northwestern State, 12/19/98
Had 15 Rebounds	15, Favour Nwaedozi, vs. Jackson State, 11/13/25
Had 20 Rebounds	23, Madina Okot at Vanderbilt, 2/13/25
Had 25 Rebounds	25, Teaira McCowan vs. Louisville, 3/30/18
Had 15 Rebounds In Consecutive Games.....	Favour Nwaedozi, 11/9/25 - 11/13/25
Had 10 Rebounds In Five-Straight Games.....	7, Teaira McCowan, 2/28/19-3/24/19
Had Four Players Record 10 Rebounds	Barnum, Carter, Montague, Rogers, vs. Mississippi Valley State, 2/29/23
Had 10 Offensive Rebounds	11, Jessika Carter vs. Jackson State, 12/14/23
Had 10 Defensive Rebounds.....	12, Favour Nwaedozi, vs Jackson State, 11/13/25
Had 15 Defensive Rebounds.....	15, Madina Okot at Vanderbilt, 2/13/25
Had 10 Assists	10, Darrione Rogers vs. Mississippi Valley State, 11/29/23
Had 15 Assists	17, Polly Branch vs. Bryan, 2/1/86
Blocked Five Shots	6, Madison Francis, vs. Middle Tennessee, 11/25/25
Blocked 10 Shots	10, Martha Alwal vs. Jacksonville State, 11/11/11
Had Six Steals.....	6, Mjracle Sheppard vs. LSU, 1/29/24
Had Seven Steals	7, Mjracle Sheppard vs. Kennesaw State, 12/11/23
Had 20 Points And 10 Assists.....	Lauren Park-Lane, 20 points and 10 assists vs. Miami (Fla.), 11/29/23
Had 15 Points And 15 Rebounds.....	Favour Nwaedozi, 18 points and 15 rebounds, vs. Jackson State 11/13/25
Had 20 Points And 15 Rebounds.....	Jerkaila Jordan, 24 points and 15 rebounds, vs. Belmont 12/14/24
Had 20 Points And 20 Rebounds.....	Madina Okot, 21 points and 23 rebounds at Vanderbilt, 2/13/25
Had A Double-Double In Three-Straight Games.....	3, Madina Okot, 12/8/24-12/17/24
Had A Double-Double In Five-Straight Games	8, Teaira McCowan, 2/28/19-3/29/19
Had Two Players Record A Double-Double	Jordan, Okot vs. Arkansas, 2/6/25
Had Three Players Record A Double-Double.....	Barnum, Carter, Montague vs. Mississippi Valley State, 2/29/23
Had 10 Double-Doubles In A Season.....	12, Madina Okot, 2024-25
Had A Triple-Double	Darrione Rogers, 14 points, 12 rebounds, 10 assists vs. Mississippi Valley State, 12/29/23
Had 15 Points, 10 Rebounds and Five Steals	Madina Okot, 17 points, 12 rebounds, Five steals, vs. Alabama State, 11/13/24
Had 15 Points, 10 Rebounds and Five Assists	Eniya Russell, 16 points, 10 rebounds, six assists at UMES, 12/20/24
Has 25 Points, Five Rebounds and Five Assists	Chandler Prater, 25 points, five rebounds, five assists, vs MVSU, 11/9/25

1 MISSISSIPPI STATE 66, DAVIDSON 57
Nov. 3, 2025 | Starkville, Miss. | Humphrey Coliseum | 3,462





Official Basketball Box Score - Final

Davidson at Mississippi St.

11/03/25 Humphrey Coliseum, Starkville

2025-26 Women's Basketball

Game Time: 6:32 PM

Game Duration: 2:04

Attendance: 3,462

Davidson - 57


Record: 0-1

Officials: Royce Belevins, Talisa Green, Pusani Spurlock

NO.	Name	Min	FG		FT	Rebounds		Fouls		TP	AS	TO	ST	Blocks		+/-	Shooting By Period				
			M	A		M	A	OR	DR					PF	FD		BS	BA	1st	FG%	2nd
26	Edina Strausz	C 11:29	1-2	0-0	4-6	2	0	2	1	3	6	1	2	2	0	0	0	1st	FG%	5-18	27.8%
7	Katie Donovan	G 37:50	2-5	2-2	0-0	0	5	5	4	2	6	4	3	3	0	-4	3PT%	1-6	16.7%		
14	Kyra Bruyndoncx	G 20:51	2-7	0-1	0-0	0	1	1	3	1	4	0	1	1	0	-18	FT%	3-4	75%		
21	Charlise Dunn	G 36:38	3-13	1-5	4-4	0	4	4	3	2	11	1	2	1	0	-8	2nd	FG%	7-12	58.3%	
44	Emilie Bessel	G 09:55	0-0	0-0	2-2	0	0	0	0	2	2	0	1	0	0	-4	3PT%	1-2	50.0%		
10	Ines Garcia Monje	25:07	4-9	0-2	3-4	3	3	6	4	5	11	1	3	1	0	-6	FT%	2-2	100%		
17	Candice Lienafa	05:34	0-0	0-0	0-0	0	0	0	0	1	0	0	0	0	0	-8	3rd	FG%	2-9	22.2%	
13	Sienna Dauer	17:13	1-2	0-0	0-0	0	3	3	1	2	2	0	1	1	0	-9	3PT%	0-2	0.0%		
11	Angeliki Ziaka	16:39	2-6	1-3	0-0	0	0	0	1	0	5	1	0	1	0	2	4th	FG%	4-13	30.8%	
3	Jasmine Timmerman	02:55	2-3	0-1	0-0	0	0	0	0	0	4	0	0	0	0	3	3PT%	2-4	50.0%		
4	Elena Alvarez Castellanos	16:20	1-5	0-0	4-4	0	1	1	4	2	6	3	4	0	0	5	FT%	3-4	75%		
Team						3 2 5		0 0 0		0 0 0								GM	FG%	18-52	34.6%
Totals						18-52 4-14 17-20		8 19 27		21 20 57		17 10 1		7 9 -9				3PT%	4-14	28.6%	
																Major Fouls: NONE					

2 MISSISSIPPI STATE 88, GEORGIA STATE 62
Nov. 7, 2025 | Starkville, Miss. | Humphrey Coliseum | 6,549





Official Basketball Box Score - Final

Georgia St. at Mississippi St.

11/07/25 Humphrey Coliseum, Starkville

2025-26 Women's Basketball

Game Time: 11:00 AM

Game Duration: 1:46

Attendance: 6,549

Georgia St. - 62

Record: 1-1

Officials: Maj Forsberg, Ashlee Goode, Cara Segge

NO.	Name	Min	FG M-A	3P M-A	FT M-A	Rebounds OR DR TOT	Fouls PF FD	TP	AS	TO	ST	Blocks BS BA	+/-	Shooting By Period			
23	Ari Dyson	F 24:42	5-8	0-0	0-0	0 3 3	1 0	10	0	2	1	0 0	-4	1st FG%	4-18	22.2%	
0	Morgan Robinson-Nwagwu	G 21:45	4-9	0-1	3-5	3 2 5	3 3	11	0	2	2	0 2	-8	3PT%	1-5	20.0%	
13	Cheyenne Holloman	G 27:23	1-7	0-2	0-0	0 4 4	3 3	2	0	0	0	0 2	-17	FT%	1-4	25%	
30	Crystal Henderson	G 30:21	6-11	3-6	4-7	0 3 3	1 4	19	5	3	2	0 0	-10	2nd FG%	4-14	28.6%	
31	Kaleigh Addie	G 25:29	3-6	2-3	0-0	0 2 2	1 0	8	1	2	1	0 2	-16	3PT%	0-4	0.0%	
5	Eghosa Obasuyi	09:20	1-3	1-2	0-0	0 1 1	0 2	3	0	0	0	0 1	-3	FT%	4-6	66.7%	
27	Gabbie Grooms	16:46	0-3	0-2	2-2	0 2 2	0 1	2	0	3	0	0 1	-22	3rd FG%	8-13	61.5%	
8	Nari Powers	15:18	1-7	0-3	0-0	0 3 3	2 0	2	0	1	2	0 0	-22	3PT%	3-5	60.0%	
10	Monna Julkunen	07:35	0-1	0-1	0-0	0 0 0	0 0	0	0	0	0	0 0	-16	FT%	2-2	100%	
42	Grace Lanier	11:41	0-1	0-0	0-0	0 0 0	2 0	0	0	0	1	0 0	-16	4th FG%	7-15	46.7%	
1	Savannah Robinson-Holmes	09:40	2-4	1-2	0-0	0 0 0	0 0	5	0	0	0	0 0	-2	3PT%	3-8	37.5%	
Team						4 2 6	0	0	1	0	0	0	0	GM FG%	23-60	38.3%	
Totals						23-60	7-22	9-14	7	22	29	13	13	62	FT%	9-14	64.3%
Major Fouls: NONE										Dead Ball Rebounds: 3,0							

Mississippi St. - 66			Record: 1-0												
NO.	Name	Min	FG M-A	3P M-A	FT M-A	Rebounds OR DR TOT	Fouls PF FD	TP	AS	TO	ST	Blocks BS BA	+/-		
25	Favour Nwaedoz	F 28:52	3-10	0-0	4-7	7 3 10	3 4	10	0	1	2	0 0	5		
33	Kharyssa Richardson	F 29:10	2-9	0-0	2-2	1 5 6	3 3	6	0	3	1	0 0	9		
2	Destiny McPhaul	G 37:18	6-10	2-5	6-6	1 4 5	3 4	20	2	2	0	0 0	15		
4	Trayanna Crisp	G 22:12	0-1	0-1	3-4	0 0 0	4 3	3	0	2	0	0 0	3		
5	Chandler Prater	G 21:52	3-4	1-1	1-2	0 7 7	4 1	8	2	3	3	0 0	-3		
40	Madison Francis	31:09	3-8	0-1	2-4	1 3 4	3 2	8	1	3	0	6 1	11		
10	Jaylah Lampley	27:10	4-9	0-1	3-6	3 3 6	0 4	11	1	2	2	1 0	10		
8	Awa Fane	02:18	0-0	0-0	0-0	0 0 0	0 0	0	0	1	0	0 0	-5		
Team						1 3 4	0	0	0	1					
Totals			21-51	3-9	21-31	14 28 42	20 21	66	6	18	10	7 1	9		
Major Fouls: NONE															

	DC	STATE	Points from		DC	STATE	Period by Period Scoring					
Biggest lead	7 (2 nd 4:43)	10 (4 th 1:23)	Turnovers		15	18	DC	1st	2nd	3rd	4th	TOT
Best Scoring Run	8 (2 nd 9:24)	7 (2 nd 3:23)	Paint		26	28		14	17	13	13	57
Lead Changes	4		Second Chance		4	18	STATE	15	16	16	19	66
Times Tied	7		Fast Breaks		2	6						
Time with Lead	07:23	28:44	Bench		28	19						

Mississippi St. - 88										Record: 2-0										Major Fouls: NONE									
NO.	Name	Min	FG M-A	3P M-A	FT M-A	Rebounds OR DR TOT	Fouls PF FD	TP	AS	TO	ST	Blocks BS BA	+/-	Shooting By Period															
25	Favour Nwaedoz	F 25:29	7-10	0-0	3-3	4 6 10	2 2	17	3	1	0	2	20	1st FG%	6-20	30.0%													
33	Kharyssa Richardson	F 22:55	2-6	0-0	2-4	0 3 3	2 2	6	2	1	1	1	20	3PT%	1-5	20.0%													
2	Destiny McPhaul	G 28:34	6-8	3-5	0-0	0 4 4	0 1	15	3	1	2	2	25	FT%	4-4	100%													
4	Trayanna Crisp	G 28:59	2-6	2-5	0-0	0 3 3	1 0	6	6	0	0	0	13	2nd FG%	11-13	84.6%													
5	Chandler Prater	G 22:10	2-7	1-2	4-4	0 4 4	0 3	9	3	4	2	2	25	3PT%	6-8	75.0%													
10	Jaylah Lampley	27:36	5-8	1-1	1-1	3 4 7	1 1	12	2	0	1	0	20	FT%	4-6	66.7%													
40	Madison Francis	22:13	4-10	0-2	2-3	4 2 6	3 3	10	1	4	0	1	9	3rd FG%	10-17	58.8%													
22	Nataliyah Gray	04:35	1-3	0-1	0-1	0 3 3	1 1	2	1	1	1	0	11	3PT%	3-6	50.0%													
8	Awa Fane	13:52	4-5	3-4	0-0	0 0 0	2 0	11	0	1	0	0	-2	FT%	2-3	66.7%													
23	Faith Wylder	02:36	0-1	0-0	0-0	1 0 1	1 0	0	0	0	0	0	-1	4th FG%	6-14	42.9%													
13	Rocio Jimenez	01:01	0-0	0-0	0-0	0 0 0	0 0	0	0	0	0	0	-2	3PT%	0-1	0.0%													
Team						0 3 3	0	0	2					GM FG%	33-64	51.6%													
Totals			33-64			10-20	12-16	12	32	44	13	13	88	21	15	7	8	0	26	FT%	10-20	50.0%							
Major Fouls: NONE										Dead Ball Rebounds: 1,0																			
															6PT%	12-16	75.0%												

GSU	
-----	--

MISSISSIPPI STATE 62, TEXAS TECH 69
Nov. 20, 2025 | Lubbock, Texas | United Supermarkets Arena | 3,652



Official Basketball Box Score - Final
Mississippi St. at Texas Tech
11/20/25 United Supermarkets Arena, Lubbock, TX
2025-26 Women's Basketball

Game Time: 6:00 PM
Game Duration: 2:11
Attendance: 3,652

Officials: Tiffany Bird Nelson, Maggie Tieman, Ily Seales

Mississippi St. - 62

Record: 4-1

NO.	Name	Min	FG	3P	FT	Rebounds	Fouls	TP	AS	TO	ST	Blocks	+/-
			M-A	M-A	M-A	OR DR TOT	PF FD					BS BA	
25	Favour Nwaedoz	F 23:51	4-8	0-0	1-2	2 7 9	4 1	9	1	2	0	2 0	-7
40	Madison Francis	F 23:09	5-12	0-2	0-1	0 4 4	5 1	10	0	3	0	1 1	6
2	Destiny McPhaul	G 32:10	4-7	2-5	2-2	1 3 4	0 1	12	4	1	1	1 0	-10
4	Trayanna Crisp	G 31:25	2-6	2-4	6-6	0 2 2	1 5	12	0	2	0	0 0	-12
5	Chandler Prater	G 25:49	1-6	0-0	5-6	2 4 6	4 6	7	2	4	1	0 0	-3
33	Kharyssa Richardson	24:44	1-5	0-0	1-2	1 8 9	3 1	3	0	3	0	1 0	0
1	Sanayah King	21:10	1-5	1-4	2-2	0 4 4	1 3	5	0	1	1	0 0	-10
10	Jaylah Lampley	10:49	1-2	0-0	0-0	0 0 0	0 0	2	1	2	0	0 0	6
8	Awa Fane	05:32	1-2	0-1	0-0	0 0 0	2 0	2	0	2	0	0 0	0
13	Rocio Jimenez	01:21	0-0	0-0	0-0	0 0 0	0 0	0	1	0	1	0 0	-5
Team						0 1 1	0 0	0	1	0	0	0 0	
Totals			20-53	5-16	17-21	6 33 39	20 18	62	8	22	3	6 1	-7

Major Fouls: NONE

Shooting By Period		
1 st FG%	10-19	52.6%
3PT%	3-7	42.9%
FT%	8-10	80%
2 nd FG%	1-3	7.7%
3PT%	0-2	0.0%
FT%	0-0	0%
3 rd FG%	5-11	45.5%
3PT%	0-3	0.0%
FT%	2-2	100%
4 th FG%	4-10	40.0%
3PT%	2-4	50.0%
FT%	7-9	77.8%
GM FG%	20-53	37.7%
3PT%	5-16	31.3%
FT%	17-21	81.0%

Dead Ball Rebounds: 3, 0

Texas Tech - 69

Record: 6-0

NO.	Name	Min	FG	3P	FT	Rebounds	Fouls	TP	AS	TO	ST	Blocks	+/-
			M-A	M-A	M-A	OR DR TOT	PF FD					BS BA	
1	Jalynn Bristol	F 29:42	7-18	1-3	3-4	2 3 5	3 2	18	3	4	2	0 2	4
11	Sarange Sarogo	F 04:05	0-0	0-0	0-0	0 0 0	2 0	0	0	1	0	0 0	-7
2	Gemma Nunez	G 28:45	1-5	0-1	2-2	1 2 3	2 1	4	4	1	4	0 1	16
5	Denae Fritz	G 34:33	1-6	0-4	0-0	1 1 2	2 2	2	0	0	2	0 0	11
20	Bailey Maupin	G 36:31	6-11	1-3	4-4	2 7 9	2 9	17	3	2	2	0 1	14
23	Jada Malone	20:09	4-8	0-0	1-1	2 2 4	2 1	9	0	2	1	0 2	2
0	Snudda Collins	31:37	6-16	1-3	4-6	0 8 8	2 5	17	1	2	0	1 0	3
10	Sidney Love	14:39	1-2	0-0	0-0	0 1 1	3 0	2	1	0	0	0 0	-8
Team						0 4 4	0 0	0	0	0	0	0 0	
Totals			26-66	3-19	14-17	8 28 36	18 20	69	11	13	11	1 6	7

Major Fouls: NONE

Shooting By Period		
1 st FG%	6-16	37.5%
3PT%	0-5	0.0%
FT%	4-4	100%
2 nd FG%	7-15	46.7%
3PT%	1-4	25.0%
FT%	0-2	0%
3 rd FG%	5-17	29.4%
3PT%	1-6	16.7%
FT%	1-2	50%
4 th FG%	8-18	44.4%
3PT%	1-4	25.0%
FT%	9-9	100%
GM FG%	26-66	39.4%
3PT%	3-19	15.8%
FT%	14-17	82.4%

Dead Ball Rebounds: 2, 0

	MSU	TTU
Biggest lead	15 (1 st 0:00)	10 (4 th 0:30)
Best Scoring Run	7 (1 st 4:42)	9 (2 nd 6:19)
Lead Changes	2	8
Times Tied	4	0
Time with Lead	27:48	10:01

Points from	MSU	TTU
Turnovers	10	17
Paint	26	38
Second Chance	9	8
Fast Breaks	9	6
Bench	12	28

Period by Period Scoring				
	1 st	2 nd	3 rd	4 th
MSU	31	2	12	17
TTU	16	15	12	26

MISSISSIPPI STATE 65, ALCORN STATE 51
Nov. 24, 2025 | Niceville, Fla. | Raider Arena | 750



Official Basketball Box Score - Final
Alcorn St. at Mississippi St.
11/24/25 Raider Arena, Niceville
2025-26 Women's Basketball

Game Time: 1:30 PM
Game Duration: 1:44
Attendance: 750

Officials: Jody Cantrell, Algenae Carr, Chastity Taylor

Alcorn St. - 51

Record: 1-4

NO.	Name	Min	FG	3P	FT	Rebounds	Fouls	TP	AS	TO	ST	Blocks	+/-
			M-A	M-A	M-A	OR DR TOT	PF FD					BS BA	
2	Nakia Cheatham	F 26:53	4-11	1-5	2-5	1 4 5	3 4	11	1	2	2	0 1	6
5	Jazlyn Johnson	G 13:05	2-7	1-3	0-0	2 2 4	1 0	5	0	0	0	0 0	-3
10	Dalaysia Hurt-Floyd	G 10:41	3-6	0-1	0-1	0 2 2	3 2	6	0	4	2	0 0	-4
11	Leyah Houston	G 09:34	0-1	0-0	0-0	0 0 0	1 0	0	0	2	0	0 0	-11
24	Kiarra Henderson	G 29:01	5-8	1-1	0-1	1 3 4	3 3	11	4	3	1	1 1	-5
30	Maya Claytor	28:54	4-11	4-10	0-0	0 5 5	1 1	12	1	1	1	0 0	-14
13	Lauren Nelson	20:58	1-4	1-3	1-2	1 1 2	5 2	4	2	2	0	0 0	-4
14	Arene Iyemekpolor	17:41	0-3	0-1	0-0	0 0 0	1 0	0	1	3	0	0 0	-11
15	Jeanee Anderson	09:01	0-1	0-0	2-2	0 0 0	2 1	2	1	1	2	0 0	-4
25	Chrisumti Walker	18:50	0-2	0-0	0-0	1 3 4	2 0	0	3	1	0	1 0	-14
3	Jayda Bowen	10:17	0-1	0-0	0-0	0 0 0	0 1	0	0	3	0	0 0	-10
Team						5 3 8	0 0	0	0	1	0	0 0	
Totals			19-55	8-24	5-11	11 23 34	22 14	51	13	24	7	1 4	-14

Major Fouls: Team (TF) 1st 10:00

Shooting By Period		
1 st FG%	2-13	15.4%
3PT%	0-5	0.0%
FT%	0-0	0%
2 nd FG%	4-11	36.4%
3PT%	2-5	40.0%
FT%	0-1	0%
3 rd FG%	5-15	33.3%
3PT%	3-8	37.5%
FT%	2-4	50%
4 th FG%	8-16	50.0%
3PT%	3-6	50.0%
FT%	3-6	50%
GM FG%	19-55	34.5%
3PT%	8-24	33.3%
FT%	5-11	45.5%

Dead Ball Rebounds: 3, 1

Mississippi St. - 65

Record: 5-1

NO.	Name	Min	FG	3P	FT	Rebounds	Fouls	TP	AS	TO	ST	Blocks	+/-
			M-A	M-A	M-A	OR DR TOT	PF FD					BS BA	
25	Favour Nwaedoz	F 21:58	2-4	0-0	0-2	1 3 4	3 2	4	1	2	1	2 0	27
40	Madison Francis	F 30:31	4-6	1-3	6-6	2 4 6	2 4	15	4	3	3	1 0	16
2	Destiny McPhaul	G 27:36	3-7	2-4	1-2	0 3 3	1 2	9	2	1	2	0 0	21
4	Trayanna Crisp	G 18:39	3-8	2-6	0-0	0 2 2	0 0	8	3	2	0	0 0	17
5	Chandler Prater	G 20:38	2-6	2-4	2-4	3 3 6	4 0	8	4	2	2	0 0	20
1	Sanayah King	21:21	0-5	0-3	2-2	0 1 1	2 1	2	0	1	2	0 0	-3
33	Kharyssa Richardson	23:59	3-6	0-0	4-4	0 3 3	2 2	10	1	2	2	0 0	-7
10	Jaylah Lampley	19:54	3-12	1-5	2-5	6 4 10	1 3	9	0	2	2	0 0	-6
8	Awa Fane	11:52	0-2	0-2	0-0	2 2 4	2 1	0	0	2	0	0 0	-7
22	Nataliyah Gray	03:32	0-1	0-1	0-2	1 0 1	1 1	0	1	1	0	1 0	-8
Team						3 3 6	0 0	0	0	0	0	0 0	
Totals			20-57	8-28	17-27	18 28 46	14 22	65	16	18	14	4 1	14

Major Fouls: NONE

Shooting By Period		
1 st FG%	4-12	33.3%
3PT%	2-7	28.6%
FT%	7-10	70%
2 nd FG%	7-15	46.7%
3PT%	3-9	33.3%
FT%	0-2	0%
3 rd FG%	4-13	30.8%
3PT%	2-4	50.0%
FT%	6-6	100%
4 th FG%	5-17	29.4%
3PT%	1-8	12.5%
FT%	4-9	44.4%
GM FG%	20-57	35.1%
3PT%	8-28	28.6%
FT%	17-27	63.0%

Dead Ball Rebounds: 5, 0

	ALS	MIS
Biggest lead	0 (1 st 10:00)	26 (2 nd 6:36)
Best Scoring Run	6 (3 rd 9:48)	23 (2 nd 6:36)
Lead Changes	0	0
Times Tied	1	0
Time with Lead	00:00	39:42

Points from	ALS	MIS
Turnovers	10	23
Paint	22	24
Second Chance	4	6
Fast Breaks	11	10
Bench	18	21

Period by Period Scoring				
	1 st	2 nd	3 rd	4 th
ALS	4	10	15	22
MIS	17	17	16	65

MISSISSIPPI STATE 69, MIDDLE TENNESSEE 47
Nov. 24, 2025 | Niceville, Fla. | Raider Arena | 750



Official Basketball Box Score - Final
Middle Tenn. at Mississippi St.
11/25/25 Raider Arena, Niceville
2025-26 Women's Basketball

Game Time: 1:30 PM
Game Duration: 1:46
Attendance: 750

Officials: Teresa Stuck, Roy Jackson, Chris Saucedo

Middle Tenn. - 47

Record: 3-4

NO.	Name	Min	FG M-A	3P M-A	FT M-A	Rebounds OR DR TOT	Fouls PF FD	TP	AS	TO	ST	Blocks BS BA	+/-
3	Alayna Contreras	G 24:35	3-8	2-5	1-2	0 1 1	4 2	9	0	5	0	0 1	-20
10	Kirston Verhulst	G 38:28	2-5	0-2	0-0	0 3 3	2 6	4	4	0	2	0 0	-17
12	Blair Baugus	G 39:19	3-8	0-0	3-6	2 3 5	4 6	9	3	3	2	1 1	-17
14	Savannah Davis	G 39:13	4-16	2-7	2-2	0 1 1	1 3	12	1	3	2	0 2	-24
22	Macie Phifer	G 36:13	4-7	1-3	4-5	0 9 9	3 3	13	2	2	2	0 1	-16
1	Yu Han Lin	07:07	0-1	0-0	0-0	0 0 0	1 1	0	1	1	0	0 0	-9
15	Nicole Dominguez Gureeva	00:41	0-0	0-0	0-0	0 0 0	0 0	0	0	0	0	0 0	-5
5	Carsyn Swaneay	10:37	0-0	0-0	0-0	0 0 0	1 0	0	0	1	1	0 0	4
11	Emily Monson	02:09	0-0	0-0	0-0	0 0 0	0 0	0	0	0	0	0 0	-7
42	Stanislava Kabernick	00:36	0-0	0-0	0-0	0 0 0	0 0	0	0	0	0	0 0	0
13	Jenna McClendon	01:02	0-0	0-0	0-0	0 0 0	0 0	0	0	0	0	0 0	0
Team						4 1 5	0	0	4				
Totals			16-45	5-17	10-15	6 18 24	16 21 47	11 19	9	1	6	-22	

MISSISSIPPI STATE 79, PITT 44
Dec. 4, 2025 | Starkville, Miss. | Humphrey Coliseum | 3,433



Official Basketball Box Score - Final
Pittsburgh at Mississippi St.
12/04/25 Humphrey Coliseum, Starkville
2025-26 Women's Basketball

Game Time: 6:02 PM
Game Duration: 1:41
Attendance: 3,433

Officials: Felicia Grinter, Teresa Stuck, Salf Esho

Pittsburgh - 44

Record: 6-5

NO.	Name		Min	FG M-A	3P M-A	FT M-A	Rebounds			Fouls		TP	AS	TO	ST	Blocks		BS	BA	+/-	
							OR	DR	TOT	PF	FD										
13	Lauren Rust	F	38:15	0-5	0-0	0-0	0	1	3	4	0	0	2	3	1	2	1	2	1	-30	
21	Fatima Diakhate	F	27:30	2-5	0-0	4-6	1	3	4	3	4	8	0	3	0	0	0	0	0	-10	
1	Theresa Hagans	G	25:56	0-11	0-2	0-0	1	5	6	1	1	0	2	1	3	0	1	3	0	-16	
2	Amiya Jenkins	G	16:34	1-2	1-1	1-2	0	2	2	0	1	4	0	3	0	0	0	0	0	-25	
23	Mikayla Johnson	G	30:32	3-17	0-5	4-7	0	6	6	3	5	10	1	5	0	0	0	3	-42		
10	Angela Le Faou		10:50	0-2	0-0	0-0	2	0	2	1	0	0	0	0	0	0	0	0	0	-24	
5	Jayda Queeley		14:04	0-3	0-0	2-4	0	3	3	1	3	2	0	2	0	1	0	0	0	-19	
8	Carla Viegas		15:35	5-8	5-7	0-0	0	1	1	1	0	15	0	0	0	0	0	0	0	-6	
15	Megan Hollingsworth		12:57	2-3	1-1	0-0	1	0	1	0	0	5	0	1	0	0	0	0	0	-10	
44	Macie Arzner		07:47	0-3	0-1	0-0	2	2	4	0	0	0	2	0	0	0	0	0	0	7	
Team							3	5	8	0	0	0	0	0	0	0	0	0	0	0	
Totals				13:59	7-17	11-19	11	30	41	10	14	44	7	18	4	3	5	-35			

Major Fouls: NONE

Shooting By Period			
1 st FG%	3-14	21.4%	
3PT%	1-1	100.0%	
FT%	1-2	50%	
2 nd FG%	1-12	8.3%	
3PT%	0-1	0.0%	
FT%	4-6	66.7%	
3 rd FG%	4-14	28.6%	
3PT%	1-3	33.3%	
FT%	5-9	55.6%	
4 th FG%	5-19	26.3%	
3PT%	5-12	41.7%	
FT%	1-2	50%	
GM FG%	13-59	22.0%	
3PT%	7-17	41.2%	
FT%	11-19	57.9%	

Dead Ball Rebounds: 3, 1

Mississippi St. - 79

Record: 8-1

NO.	Name		Min	FG		3P		FT		Rebounds			Fouls		TP	AS	TO	ST	Blocks		+/-
				M-A	M-A	M-A	M-A	M-A	M-A	OR	DR	TOT	PF	FD					BS	BA	
25	Favour Nwaedozi	F	18:18	7-10	0-0	0-1	3	4	7	0	3	14	2	0	0	2	0	33			
40	Madison Francis	F	29:24	4-10	0-1	2-4	3	7	10	1	2	10	2	2	2	2	0	35			
2	Destiney McPhaul	G	22:14	8-13	2-7	4-4	0	4	4	1	3	22	2	1	2	0	0	36			
4	Trayanna Crisp	G	19:57	3-6	2-4	0-0	0	2	2	1	1	8	2	0	2	0	1	32			
5	Chandler Prater	G	18:36	1-7	0-2	0-0	1	4	5	2	0	2	2	0	0	0	0	16			
1	Saniyah King		22:29	3-8	2-4	0-0	0	3	3	3	1	8	4	3	1	0	1	4			
10	Jaylah Lampley		22:27	3-6	1-3	0-0	2	5	7	1	0	7	1	0	2	1	0	15			
33	Kharyssa Richardson		20:26	2-7	0-0	0-0	0	5	5	1	0	4	2	0	0	0	0	25			
8	Awa Fane		13:48	2-3	0-0	0-0	0	1	1	1	0	4	1	0	0	0	0	-8			
22	Nataliyah Gray		05:26	0-2	0-1	0-0	0	2	2	1	0	0	0	1	0	0	0	-1			
13	Rocio Jiménez		06:55	0-1	0-0	0-0	0	1	1	2	0	0	0	1	0	0	0	-12			
Team								2	2	4	0	0	0	0	0						
Totals				33:73	7-22	6-9	11	40	51	14	10	79	18	8	9	5	3	35			

Major Fouls: NONE

Shooting By Period			
1 st FG%	8-19	42.1%	
3PT%	2-8	25.0%	
FT%	2-3	66.7%	
2 nd FG%	9-17	52.9%	
3PT%	2-3	66.7%	
FT%	2-3	66.7%	
3 rd FG%	12-21	57.1%	
3PT%	2-5	40.0%	
FT%	2-3	66.7%	
4 th FG%	4-16	25.0%	
3PT%	1-6	16.7%	
FT%	0-0	0%	
GM FG%	33-73	45.2%	
3PT%	7-22	31.8%	
FT%	6-9	66.7%	

Dead Ball Rebounds: 1, 0

	PITT	STATE
Biggest lead	3 (1 st 9:02)	49 (4 th 5:49)
Best Scoring Run	16 (4 th 2:01)	13 (1 st 0:32)
Lead Changes	1	
Times Tied	0	
Time with Lead	01:18	38:26

Points from	PITT	STATE
Turnovers	6	23
Paint	10	44
Second Chance	13	13
Fast Breaks	0	14
Bench	22	23

Period by Period Scoring					
	1st	2nd	3rd	4th	TOT
PITT	8	6	14	16	44
STATE	20	22	28	9	79

IN THE POLLS

ASSOCIATED PRESS POLL

Week Three - Released/Updated on Dec. 1

RANK	SCHOOL	RECORD	POINTS
1	UConn	7-0	790 (22)
2	Texas	8-0	777 (10)
3	South Carolina	7-1	719
4	UCLA	8-1	713
5	LSU	8-0	652
6	Michigan	6-1	629
7	Maryland	9-0	599
8	TCU	9-0	561
9	Oklahoma	7-1	546
10	Iowa State	9-0	502
11	North Carolina	8-1	463
12	Iowa	8-0	453
13	Ole Miss	7-0	396
14	Baylor	7-1	355
15	Vanderbilt	8-0	335
16	USC	5-2	288
17	Kentucky	8-1	284
18	Notre Dame	5-1	276
19	Tennessee	5-2	245
20	Michigan State	8-0	233
21	Washington	7-0	172
22	Louisville	7-2	105
23	Ohio State	6-1	84
24	Oklahoma State	8-1	83
25	West Virginia	6-1	64

OTHERS RECEIVING VOTES: NC State 26; Nebraska 19; Richmond 7; Texas Tech 7; Princeton 6; Oregon 6; Georgia 3; Stanford 2; Fairfield 1; Alabama 1

USA TODAY/WBCA COACHES' POLL

Week Five - Released/Updated on Dec. 2

RANK	SCHOOL	RECORD	POINTS
1	UConn	7-0	772
2	Texas	8-0	745
3	South Carolina	7-1	707
4	UCLA	8-1	670
5	LSU	8-0	645
6	Maryland	9-0	602
7	TCU	8-0	575
8	Michigan	6-1	554
9	Oklahoma	7-1	546
10	North Carolina	8-1	478
11	Iowa State	9-0	459
12	Iowa	8-0	397
13	Ole Miss	7-0	393
14	Vanderbilt	8-0	331
15	Baylor	7-1	330
16	Kentucky	8-1	302
17	Tennessee	5-2	290
18	USC	5-2	286
19	Notre Dame	5-1	230
20	Michigan State	8-0	207
21	Louisville	7-2	126
22	Washington	8-0	122
23	Oklahoma State	8-1	67
24	Ohio State	6-1	62
25	North Carolina State	5-3	54

OTHERS RECEIVING VOTES: West Virginia 44; Alabama 25; Duke 11; Texas Tech 10; Princeton 10; Georgia 7; Oregon 6; Nebraska 6; South Dakota State 3; Stanford 1; Richmond 1; Indiana 1s

NET RANKINGS

Updated on Dec. 5

CURRENT NET RANKING - 39

Average NET Win	224
Average NET Loss	22
vs. Top 100	1-1
QUAD 1 (0-1)	
Home	0-0
Away	0-1
(L, 22 Texas Tech)	
Neutral	0-0
QUAD 2 (1-0)	
Home	1-0
(W, 44 Davidson)	
Away	0-0
Neutral	0-0
QUAD 3 (0-0)	
Home	0-0
Away	0-0
Neutral	0-0
QUAD 4 (7-0)	
Home	5-0
(W, 106 ULM) (W, 206 Georgia State) (W, 249 Pitt) (W, 278 Jackson State)	
(W, 353 MVSU)	
Away	0-0
Neutral	2-0
(W, 211 MTSU) (W, 344 Alcorn)	

SEC STANDINGS (GAMES THROUGH DEC. 4)

	CONFERENCE				OVERALL					Streak	AP	Coaches
	W-L	Pct.	H	A	W-L	Pct.	H	A	N			
Georgia	0-0	.000	0-0	0-00	10-0	1.000	6-0	2-0	2-0	W10	0-0	0-0
Alabama	0-0	.000	0-0	0-0	9-0	1.000	7-0	0-0	2-0	W9	0-0	0-0
LSU	0-0	.000	0-0	0-0	9-0	1.000	4-0	3-0	2-0	W9	0-0	0-0
Texas	0-0	.000	0-0	0-0	9-0	1.000	7-0	0-0	2-0	W9	4-0	3-0
Vanderbilt	0-0	.000	0-0	0-0	9-0	1.000	4-0	2-0	3-0	W9	0-0	0-0
Ole Miss	0-0	.000	0-0	0-0	8-0	1.000	4-0	2-0	2-0	W8	1-0	1-0
Kentucky	0-0	.000	0-0	0-0	9-1	.900	4-0	4-0	1-1	W2	1-1	1-1
Mississippi State	0-0	.000	0-0	0-0	8-1	.889	6-0	0-1	2-0	W4	0-0	0-0
Oklahoma	0-0	.000	0-0	0-0	8-1	.889	5-0	1-0	2-1	W7	0-1	1-1
South Carolina	0-0	.000	0-0	0-0	8-1	.889	5-0	1-0	2-1	W1	2-1	2-1
Texas A&M	0-0	.000	0-0	0-0	6-1	.857	3-0	1-0	2-1	W2	0-0	0-0
Auburn	0-0	.000	0-0	0-0	8-2	.800	5-1	1-1	2-0	L2	0-0	0-0
Florida	0-0	.000	0-0	0-0	8-2	.800	5-0	1-2	2-0	L1	0-0	0-0
Missouri	0-0	.000	0-0	0-0	8-2	.800	4-1	1-0	3-1	W4	0-0	0-0
Tennessee	0-0	.000	0-0	0-0	6-2	.750	3-0	3-1	0-1	W1	0-2	0-2
Arkansas	0-0	.000	0-0	0-0	7-3	.700	5-1	0-2	2-0	L2	0-0	0-0



1

SANIYAH KING

SO. | G | 5-7 | WASHINGTON, D.C. | BISHOP IRETON HS | HOWARD *



SCAN OR [CLICK HERE](#) FOR FULL BIO/STATISTICS

SEASON HIGHS

Points8, vs Pitt, 12/4/25
Rebounds4, at Texas Tech, 11/20/25
Assists4, vs Pitt, 12/4/25
Blocks
Steals2, vs Alcorn State, 11/24/25
FG Made3, vs Pitt, 12/4/25
FG Attempted8, vs Pitt, 12/4/25
3-PT FG Made2, vs Pitt, 12/4/25
3-PT FG Attempted4, (2x) Last vs Pitt, 12/4/25
FT Made2, (2x) Last vs Alcorn State, 11/24/25
FT Attempted2, (2x) Last vs Alcorn State, 11/24/25
Minutes25, vs MTSU, 11/25/25

SEC HIGHS

Points
Rebounds
Assists
Blocks
Steals
FG Made
FG Attempted
3PT FG Made
3PT FG Attempted
FT Made
FT Attempted
Minutes

CAREER HIGHS

Points25, at Morgan State, 2/22/25*
Rebounds7, vs N.C. Central, 2/8/25*
Assists9, (2x) Last vs Delaware State, 1/4/25*
Blocks1, (6x) Last vs Maryland Eastern Shore, 3/14/25*
Steals4, (2x) Last vs South Carolina State, 2/3/25*
FG Made8, (4x) Last at Morgan State, 2/22/25*
FG Attempted18 (2x) Last at College of Charleston, 3/24/25*
3-PT FG Made5, at Morgan State, 2/22/25*
3-PT FG Attempted7, at Morgan State, 2/22/25*
FT Made7, vs N.C. Central, 2/8/25*
FT Attempted9, vs N.C. Central, 2/8/25*
Minutes40, at Hofstra, 12/8/24*

NOTEABLES

SOPHOMORE (2025-26)

- Collected season-highs of eight points and four assists against Pitt with a pair of makes from deep (Dec. 4).
- Scored a season-high five points against Middle Tennessee State (Nov. 25).
- Made her Bulldog debut on a minutes restriction against Jackson State after rehabbing a preseason ankle injury.
- Will serve as point guard for the Bulldogs during the 2025-26 season.

FRESHMAN (2024-25) - HOWARD*

- Spent her freshman season at Howard University.
- Started in 31 of 32 games played.
- Averaged 11.5 points, 4.5 assists, 3.1 rebounds and 1.5 steals per game.
- Named MEAC Rookie of the Week 11 times throughout the season.
- Named MEAC Rookie of the Year.
- Her 145 total assists ranked second among all freshman in Division I basketball.

PERSONAL

- Attended Bishop Ireton HS.

KING'S GAME-BY-GAME STATS

DATE	OPPONENT	GS	MIN	FG-FGA	FG%	3FG-3FGA	3FG%	FT-FTA	FT%	OFF-DEF	REB	PF	AST	TO	STL	BLK	PTS
Nov. 3	DAVIDSON		DNP														
Nov. 7	GEORGIA STATE		DNP														
Nov. 9	MISSISSIPPI VALLEY STATE		DNP														
Nov. 13	JACKSON STATE		14:28	1-4	.250	0-1	.000	0-1	.000	0-2	2	1	2	0	0	0	2
Nov. 20	at Texas Tech		21:10	1-5	.200	1-4	.250	2-2	1.000	0-4	4	1	0	1	1	0	5
Nov. 24	vs Alcorn State		21:21	0-5	.000	0-3	.000	2-2	1.000	0-1	1	2	0	1	2	0	2
Nov. 25	vs Middle Tennessee		24:56	2-2	1.000	1-1	1.000	0-0	.000	0-2	2	0	1	2	1	0	5
Nov. 30	ULM		13:38	2-5	.400	0-1	.000	0-0	.000	0-1	1	1	1	1	0	0	4
Dec. 4	PITT		22:29	3-8	.375	2-4	.500	0-0	.000	0-3	3	3	4	3	1	0	8
Dec. 7	CHARLOTTE																
Dec. 14	SOUTHERN MISS																
Dec. 17	ALABAMA STATE																
Dec. 20	at La Salle																
Dec. 28	SAMFORD																
Jan. 1	AUBURN																
Jan. 4	at Oklahoma																
Jan. 8	TENNESSEE																
Jan. 11	at Ole Miss																
Jan. 15	VANDERBILT																
Jan. 18	KENTUCKY																
Jan. 25	at Alabama																
Jan. 29	at Tennessee																
Feb. 1	MISSOURI																
Feb. 5	at South Carolina																
Feb. 12	GEORGIA																
Feb. 16	at Arkansas																
Feb. 19	FLORIDA																
Feb. 22	at Texas																
Feb. 26	at Texas A&M																
Mar. 1	LSU																

LED TEAM IN...

Category	Number of Times	Record When
Points	-	-
Rebounds	-	-
Assists	1	1-0
Blocks	-	-
Steals	1	1-0
Minutes	-	-
3 FG Made	2	2-0
FT Made	-	-
Plus/Minus	-	-

PLAYER PRODUCTION CHART

Category	24-25*	25-26	Career
10+ Points	21	-	21
20+ Points	4	-	4
30+ Points	-	-	-
3+ 3FG Made	4	-	4
5+ FT Made	7	-	7
5+ Assists	17	-	17
10+ Assists	-	-	-
5+ Rebounds	5	-	5
10+ Rebounds	-	-	-
3+ Blocks	-	-	-
3+ Steals	5	-	5

YEAR	TEAM	GP	GS	MIN/AVG	FG-FGA	FG%	3FG-3FGA	3FG%	FT-FTA	FT%	OFF-DEF	REB	RPG	AST	APG	TO	STL	SPG	BLK	BPG	PTS	PPG	DBL	DBL
2024-25*	HU	32	31	1029/32.2	127-351	36.2	34-100	34.0	80-107	74.8	24-74	98	3.1	145	4.5	105	49	1.5	6	0.2	368	11.5	0	
2025-26	MSU	6	0	118/19.7	9-29	31.0	4-14	28.6	4-5	80.0	0-13	13	2.2	8	1.3	8	5	0.8	0	0.0	26	4.3	0	
TOTALS		38	31	1147/30.2	136-380	35.8	38-114	33.3	84-112	75.0	24-87	111	2.9	153	4.0	113	54	1.4	6	0.2	394	10.4	0	



2

DESTINEY MCPHAUL

R-SR. | G | 5-9 | PHILADELPHIA, PA. | WEST CATHOLIC HS | NORTHWEST FLORIDA STATE COLLEGE

SCAN OR [CLICK HERE](#) FOR FULL BIO/STATISTICS

SEASON HIGHS

Points	22, vs Pitt, 12/4/25
Rebounds	5, vs Davidson, 11/3/25
Assists	5, vs Middle Tennessee, 11/25/25
Blocks	2, vs Georgia State, 11/7/25
Steals	2, (7x) Last vs Pitt, 12/4/25
FG Made	8, vs Pitt, 12/4/25
FG Attempted	13, vs Pitt, 12/4/25
3-PT FG Made	3, vs Georgia State, 11/7/25
3-PT FG Attempted	7, vs Pitt, 12/4/25
FT Made	6, vs Davidson, 11/3/25
FT Attempted	6, vs Davidson, 11/3/25
Minutes	37, vs Davidson, 11/3/25

SEC HIGHS

Points	19, vs. Missouri, 3/5/25
Rebounds	6, at Kentucky, 1/2/25
Assists	7, at Tennessee, 1/16/25
Blocks	1, (3x) Last at Tennessee, 1/16/25
Steals	2, (2x) Last vs. Ole Miss, 1/19/25
FG Made	7, vs. Missouri, 3/5/25
FG Attempted	10, (3x) Last vs. Tennessee, 1/16/25
3PT FG Made	4, vs. Missouri, 3/5/25
3PT FG Attempted	5, vs. Missouri, 3/5/25
FT Made	5, at Tennessee, 1/16/25
FT Attempted	6, at Tennessee, 1/16/25
Minutes	28, at Tennessee, 1/16/25

CAREER HIGHS

Points	22, vs Pitt, 12/4/25
Rebounds	6, at Kentucky, 1/2/25
Assists	7, at Tennessee, 1/16/25
Blocks	2, (2x) Last vs Georgia State, 11/7/25
Steals	5, vs. South Carolina State, 12/29/24
FG Made	8, vs Pitt, 12/4/25
FG Attempted	13, vs Pitt, 12/4/25
3PT FG Made	4, (2x) Last vs Missouri, 3/5/25
3-PT FG Attempted	7, vs Pitt, 12/4/25
FT Made	6, vs Davidson, 11/3/25
FT Attempted	6, (3x) Last vs Davidson, 11/3/25
Minutes	37, vs Davidson, 11/3/25

NOTEABLES

- R-SENIOR (2025-26)
- Set a new career-high with 22 points in 22 minutes against Pitt in the ACC/SEC Challenge, including 61.5 percent shooting from the floor (Dec. 4)
 - Named to Emerald Coast Classic All-Tournament team with performances againsts Alcorn and MTSU.
 - Collected 15 points on 75 percent shooting against Georgia State (Nov. 7).
 - Scored a career-high 20 points in the season opener against Davidson (Nov. 3) on 60% shooting.
 - Also brought in five rebounds and two steals as well as dishing out two assists.
 - Entering her second season in the Maroon and White.
 - Returning to her natural position of shooting guard this season.
 - One of three returners from last year's NCAA Tournament Team.
 - Leading returning scorer (8.1 ppg)

- PRIOR TO MSU
- Spent two seasons at NW Florida St.
 - Averaged 14.4 points, 4.2 rebounds and 4.2 assists in 32.1 minutes her sophomore year.
 - 2024 NJCAA First Team All-American
 - Scored 475 points sophomore year, the fourth-most in a single season in program history.
 - Redshirted her true freshman season at Temple due to NCAA Transfer Rules.

MCPHAUL'S GAME-BY-GAME STATS

DATE	OPPONENT	GS	MIN	FG-FGA	FG%	3FG-3FGA	3FG%	FT-FTA	FT%	OFF-DEF	REB	PF	AST	TO	STL	BLK	PTS
Nov. 3	DAVIDSON	*	37:18	6-10	.600	2-5	.400	6-6	1.000	1-4	5	3	2	2	2	0	20
Nov. 7	GEORGIA STATE	*	28:34	6-8	.750	3-5	.600	0-0	.000	0-4	4	0	3	1	2	2	15
Nov. 9	MISSISSIPPI VALLEY STATE	*	24:55	3-6	.500	0-1	.000	3-3	1.000	0-2	2	0	3	1	2	0	9
Nov. 13	JACKSON STATE	*	25:12	4-8	.500	0-1	.000	2-4	.500	0-2	2	2	2	2	2	0	10
Nov. 20	at Texas Tech	*	32:10	4-7	.571	2-5	.400	2-2	1.000	1-3	4	0	4	1	1	1	12
Nov. 24	vs Alcorn State	*	27:36	3-7	.429	2-4	.500	1-2	.500	0-3	3	1	2	1	2	0	9
Nov. 25	vs Middle Tennessee	*	35:28	4-8	.500	1-4	.250	0-2	.000	0-3	3	3	5	4	0	0	9
Nov. 30	ULM	*	33:40	4-8	.500	1-3	.333	0-0	.000	0-0	0	2	3	2	2	0	9
Dec. 4	PITT	*	22:14	8-13	.615	2-7	.286	4-4	1.000	0-4	4	1	2	1	2	0	22
Dec. 7	CHARLOTTE																
Dec. 14	SOUTHERN MISS																
Dec. 17	ALABAMA STATE																
Dec. 20	at La Salle																
Dec. 28	SAMFORD																
Jan. 1	AUBURN																
Jan. 4	at Oklahoma																
Jan. 8	TENNESSEE																
Jan. 11	at Ole Miss																
Jan. 15	VANDERBILT																
Jan. 18	KENTUCKY																
Jan. 25	at Alabama																
Jan. 29	at Tennessee																
Feb. 1	MISSOURI																
Feb. 5	at South Carolina																
Feb. 12	GEORGIA																
Feb. 16	at Arkansas																
Feb. 19	FLORIDA																
Feb. 22	at Texas																
Feb. 26	at Texas A&M																
Mar. 1	LSU																

LED TEAM IN...		
Category	Number of Times	Record When
Points	3	2-1
Rebounds	-	-
Assists	4	3-1
Blocks	1	1-0
Steals	4	3-1
Minutes	3	2-1
3 FG Made	6	5-1
FT Made	2	2-0
Plus/Minus	4	4-0

PLAYER PRODUCTION CHART			
Category	24-25	25-26	Career
10+ Points	14	5	19
20+ Points	-	2	2
30+ Points	-	-	-
3+ 3FG Made	3	1	4
5+ FT Made	3	1	4
5+ Assists	4	1	5
10+ Assists	-	-	-
5+ Rebounds	3	1	4
10+ Rebounds	-	-	-
3+ Blocks	-	-	-
3+ Steals	4	-	4

YEAR	TEAM	GP	GS	MIN/AVG	FG-FGA	FG%	3FG-3FGA	3FG%	FT-FTA	FT%	OFF-DEF	REB	RPG	AST	APG	TO	STL	SPG	BLK	BPG	PTS	PPG	DBL	DBL
2024-25	MSU	31	1	693/22.4	85-182	46.7	25-66	37.9	55-67	82.1	17-68	85	2.7	78	2.5	66	36	1.2	6	0.2	250	8.1	0	
2025-26	MSU	9	9	267/29.7	42-75	56.0	13-35	37.1	18-23	78.3	2-25	27	3.0	26	2.9	15	15	1.7	3	0.3	115	12.8	0	
TOTALS		40	10	960/24.0	127-257	49.4	38-101	37.6	73-90	81.1	19-93	112	2.8	104	2.6	81	51	1.3	9	0.2	365	9.1	0	



4

TRAYANNA CRISP

SR. | G | 5-8 | GOODYEAR, ARIZ. | MILLENNIUM HS | ARIZONA STATE * | NORTH CAROLINA !

SCAN OR [CLICK HERE](#) FOR FULL BIO/STATISTICS



SEASON HIGHS

Points	12, (2x) Last at Texas Tech, 11/20/25
Rebounds	4, vs Jackson State, 11/13/25
Assists	6, vs Georgia State, 11/7/25
Blocks	1, vs Jackson State, 11/13/25
Steals	3, vs Jackson State, 11/13/25
FG Made	5, vs Jackson State, 11/13/25
FG Attempted	11, vs Jackson State, 11/13/25
3-PT FG Made	2, (5x) Last vs Pitt, 12/4/25
3-PT FG Attempted	7, vs Jackson State, 11/13/25
FT Made	6, at Texas Tech, 11/20/25
FT Attempted	6, at Texas Tech, 11/20/25
Minutes	31, at Texas Tech, 11/20/25

SEC HIGHS

Points	
Rebounds	
Assists	
Blocks	
Steals	
FG Made	
FG Attempted	
3PT FG Made	
3PT FG Attempted	
FT Made	
FT Attempted	
Minutes	

CAREER HIGHS

Points	23, vs Washington, 2/16/24*
Rebounds	7, vs Washington, 2/16/24*
Assists	6, (2x) Last vs Georgia State, 11/7/25
Blocks	1 (8x) Last vs Jackson State, 11/13/25
Steals	4, (2x) Last vs Stanford, 1/26/24!
FG Made	10, vs Washington, 2/16/24*
FG Attempted	22, vs Washington, 2/16/24*
3-PT FG Made	5, vs Indiana, 11/25/24!
3-PT FG Attempted	9, vs Indiana, 11/25/24!
FT Made	7, vs Colorado, 1/7/24*
FT Attempted	8, vs Colorado, 1/7/24*
Minutes	50, vs Washington, 2/16/24*

NOTEABLES

SENIOR (2025-26)

- Has made a three in nine consecutive games.
- Eight points against Pitt, including a pair of makes from distance (Dec. 4)
- Tied her season-high of 12 against Texas Tech (Nov. 20)
- Scored a season-high 12 points along with four rebounds, three assists and three steals against Jackson State (Nov. 13)
- Picked up six points and tied her career-high six assists in a win over Georgia State (Nov. 7)
- First season in the Maroon and White.

JUNIOR (2024-25) - NORTH CAROLINA !

- Played in 28 games, making one start.
- Averaged 5.6 points, 4.5 rebounds and 1.1 assists per game in 14.2 minutes.
- Scored season-high of 19 poitns at Louisville, where she went 7-12 from the field and 3-6 from beyond the arch.

SOPHOMORE (2023-24) - ARIZONA STATE *

- Played in 31 games, starting in all but three.
- Averaged 12.1 points, 2.9 rebounds, 2.1 assists and 1.3 steals in 34 minutes.
- Points, assists and steals ranked second on team in all categories.

FRESHMAN (2022-23) - ARIZONA STATE *

- Played in 28 games, starting in seven.
- Averaged 5.4 points, 2.3 rebounds and 1.3 assists in 21 minutes.

PERSONAL

- Three-time 5A State Champion at Goodyear Millenium HS in Arizona.

CRISP'S GAME-BY-GAME STATS

DATE	OPPONENT	GS	MIN	FG-FGA	FG%	3FG-3FGA	3FG%	FT-FTA	FT%	OFF-DEF	REB	PF	AST	TO	STL	BLK	PTS
Nov. 3	DAVIDSON	*	22:12	0-1	.000	0-1	.000	3-4	.750	0-0	0	4	0	2	0	0	3
Nov. 7	GEORGIA STATE	*	28:59	2-6	.333	2-5	.400	0-0	.000	0-3	3	1	6	0	0	0	6
Nov. 9	MISSISSIPPI VALLEY STATE	*	16:47	1-2	.500	1-1	1.000	0-0	.000	0-2	2	0	3	0	2	0	3
Nov. 13	JACKSON STATE	*	28:37	5-11	.455	2-7	.286	0-0	.000	0-4	4	2	3	1	3	1	12
Nov. 20	at Texas Tech	*	31:25	2-6	.333	2-4	.500	6-6	1.000	0-2	2	1	0	2	0	0	12
Nov. 24	vs Alcorn State	*	18:39	3-8	.375	2-6	.333	0-0	.000	0-2	2	0	3	2	0	0	8
Nov. 25	vs Middle Tennessee	*	30:22	2-4	.500	1-2	.500	0-0	.000	0-1	1	2	4	2	0	0	5
Nov. 30	ULM	*	30:50	4-9	.444	1-3	.333	0-0	.000	2-1	3	0	2	2	2	0	9
Dec. 4	PITT	*	19:57	3-6	.500	2-4	.500	0-0	.000	0-2	2	1	2	0	2	0	8
Dec. 7	CHARLOTTE																
Dec. 14	SOUTHERN MISS																
Dec. 17	ALABAMA STATE																
Dec. 20	at La Salle																
Dec. 28	SAMFORD																
Jan. 1	AUBURN																
Jan. 4	at Oklahoma																
Jan. 8	TENNESSEE																
Jan. 11	at Ole Miss																
Jan. 15	VANDERBILT																
Jan. 18	KENTUCKY																
Jan. 25	at Alabama																
Jan. 29	at Tennessee																
Feb. 1	MISSOURI																
Feb. 5	at South Carolina																
Feb. 12	GEORGIA																
Feb. 16	at Arkansas																
Feb. 19	FLORIDA																
Feb. 22	at Texas																
Feb. 26	at Texas A&M																
Mar. 1	LSU																

LED TEAM IN...

Category	Number of Times	Record When
Points	1	0-1
Rebounds	-	-
Assists	1	1-0
Blocks	-	-
Steals	3	3-0
Minutes	1	1-0
3 FG Made	5	4-1
FT Made	1	0-1
Plus/Minus	-	-

PLAYER PRODUCTION CHART

Category	22-23*	23-24*	24-25!	25-26	Career
10+ Points	5	24	6	2	37
20+ Points	-	1	-	-	1
30+ Points	-	-	-	-	-
3+ 3FG Made	-	6	2	-	8
5+ FT Made	1	3	-	1	5
5+ Assists	3	3	-	1	7
10+ Assists	-	-	-	-	-
5+ Rebounds	3	6	1	-	10
10+ Rebounds	-	-	-	-	-
3+ Blocks	-	-	-	-	-
3+ Steals	-	5	-	1	6

YEAR	TEAM	GP	GS	MIN/AVG	FG-FGA	FG%	3FG-3FGA	3FG%	FT-FTA	FT%	OFF-DEF	REB	RPG	AST	APG	TO	STL	SPG	BLK	BPG	PTS	PPG	DBL	DBL
2022-23*	ASU	28	7	605/21.6	51-170	30.0	14-59	23.7	36-50	72.0	16-49	65	2.3	37	1.3	38	16	0.6	1	0.0	152	5.4	0	
2023-24*	ASU	31	28	1065/34.4	140-345	40.6	42-126	33.3	52-68	76.5	20-69	89	2.9	66	2.1	51	41	1.3	4	0.1	374	12.1	0	
2024-25*	UNC	28	1	389/13.9	56-148	37.8	21-82	25.6	24-30	80.0	4-37	41	1.5	32	1.1	19	15	0.5	2	0.1	157	5.6	0	
2025-26	MSU	9	9	228/25.3	22-53	41.5	13-33	39.4	9-10	90.0	2-17	19	2.1	23	2.6	11	9	1.0	1	0.1	66	7.3	0	
TOTALS		96	45	2286/23.8	269-716	37.6	90-300	30.0	121-158	76.6	42-172	214	2.2	158	1.6	119	81	0.8	8	0.1	749	7.8	0	



5

CHANDLER PRATER

GR. | G/F | 5-10 | KANSAS CITY, MO. | NORTH KANSAS CITY HS | KANSAS * | OKLAHOMA STATE !

SCAN OR [CLICK HERE](#) FOR FULL BIO/STATISTICS

SEASON HIGHS				SEC HIGHS				CAREER HIGHS							
Points	25	vs Mississippi Valley State	11/9/25	Points	14	(2x) Last vs. Arkansas	2/6/25	Points	25	vs Mississippi Valley State	11/9/25	Rebounds	16	vs. Nebraska	3/13/23 *
Rebounds	7	vs Davidson	11/4/25	Rebounds	9	(2x) Last at Vanderbilt (20T)	2/13/25	Rebounds	16	vs. Nebraska	3/13/23 *	Assists	6	(3x), Last vs. Western Kentucky	3/17/23 *
Assists	5	vs Mississippi Valley State	11/9/25	Assists	5	vs. Missouri	3/5/25	Assists	6	(3x), Last vs. Western Kentucky	3/17/23 *	Blocks	5	vs. UT Arlington	1/16/22 *
Blocks	2	vs Georgia State	11/7/25	Blocks	2	(2x) Last at Georgia	1/12/25	Blocks	5	vs. UT Arlington	1/16/22 *	Steals	5	vs. New Orleans	11/8/23 *
Steals	3	vs Davidson	11/4/25	Steals	2	(3x), Last vs. Missouri	3/5/25	Steals	5	vs. New Orleans	11/8/23 *	FG Made	10	at TCU	3/4/23 *
FG Made	6	vs Mississippi Valley State	11/9/25	FG Made	6	vs. Arkansas	2/6/25	FG Made	10	at TCU	3/4/23 *	FG Attempted	19	vs. TCU	3/4/23 *
FG Attempted	11	vs Mississippi Valley State	11/9/25	FG Attempted	11	(2x) Last vs. Arkansas	2/6/25	FG Attempted	19	vs. TCU	3/4/23 *	3-PT FG Made	4	(2x) Last vs Mississippi Valley State	11/9/25
3-PT FG Made	4	vs Mississippi Valley State	11/9/25	3PT FG Made	2	(2x) Last vs. Auburn	1/23/25	3-PT FG Made	4	(2x) Last vs Mississippi Valley State	11/9/25	3-PT FG Attempted	6	vs Mississippi Valley State	11/9/25
3-PT FG Attempted	6	vs Mississippi Valley State	11/9/25	3PT FG Attempted	4	(2x) Last at LSU	2/2/25	3-PT FG Attempted	6	vs Mississippi Valley State	11/9/25	FT Made	13	at Arizona	12/8/22 *
FT Made	9	vs Mississippi Valley State	11/9/25	FT Made	6	at Auburn	3/2/25	FT Made	13	at Arizona	12/8/22 *	FT Attempted	13	at Arizona	12/8/22 *
FT Attempted	9	vs Mississippi Valley State	11/9/25	FT Attempted	6	at Auburn	3/2/25	FT Attempted	13	at Arizona	12/8/22 *	Minutes	41	at Vanderbilt (20T)	2/13/25
Minutes	26	at Texas Tech	11/20/25	Minutes	41	at Vanderbilt (20T)	2/13/25	Minutes	41	at Vanderbilt (20T)	2/13/25				

NOTEABLES

GRADUATE (2025-26)

- Grabbed her third 10+ point performance with 13 against MTSU, while also collecting five rebounds (Nov. 25).
- Seven points and six rebounds against Texas Tech (Nov. 20).
- Ten points and five rebounds against Jackson State (Nov. 13).
- Scored a career-high 25 points against Mississippi Valley State, including tying a career-high four makes from distance.
- Eight points and seven rebounds against Davidson (Nov. 3).

R-GRADUATE (2024-25)

- Made her Mississippi State debut on Nov. 11, 2024 against Memphis. Was her first game since a season-ending injury against Ohio State on Nov. 22.

PRIOR TO MSU

2023-24 (Oklahoma St.)

- Played in five games before suffering season ending injury.

2019-23 (Kansas)

- Played in 86 games, starting in 33.
- Won the 2023 WNIT
- Three Time Academic All-BIG 12 Selection
- Redshirted her true freshman year.

PERSONAL

- Attended North Kansas City HS.
- Member of the Student-Athlete Advisory Committee (SAAC) at Mississippi State
- Traveled to Atlanta to be apart of the SEC's Leadership Council Meetings.

PRATER'S GAME-BY-GAME STATS

DATE	OPPONENT	GS	MIN	FG-FGA	FG%	3FG-3FGA	3FG%	FT-FTA	FT%	OFF-DEF	REB	PF	AST	TO	STL	BLK	PTS
Nov. 3	DAVIDSON	*	21:52	3-4	.750	1-1	1.000	1-2	.500	0-7	7	4	2	3	3	0	8
Nov. 7	GEORGIA STATE	*	22:10	2-7	.286	1-2	.500	4-4	1.000	0-4	4	0	3	4	2	2	9
Nov. 9	MISSISSIPPI VALLEY STATE	*	23:22	6-11	.545	4-6	.667	9-9	1.000	2-3	5	0	5	2	0	0	25
Nov. 13	JACKSON STATE	*	23:57	3-4	.750	0-0	.000	4-4	1.000	2-3	5	0	0	3	1	0	10
Nov. 20	at Texas Tech	*	25:49	1-6	.167	0-0	.000	5-6	.833	2-4	6	4	2	4	1	0	7
Nov. 24	vs Alcorn State	*	20:38	2-6	.333	2-4	.500	2-4	.500	3-3	6	0	4	2	2	0	8
Nov. 25	vs Middle Tennessee	*	22:49	4-7	.571	1-2	.500	4-4	1.000	1-4	5	2	4	3	1	0	13
Nov. 30	ULM	*	19:01	1-7	.143	0-2	.000	0-0	.000	2-2	4	0	3	2	0	0	2
Dec. 4	PITT	*	18:36	1-7	.143	0-2	.000	0-0	.000	1-4	5	2	2	0	0	0	2
Dec. 7	CHARLOTTE																
Dec. 14	SOUTHERN MISS																
Dec. 17	ALABAMA STATE																
Dec. 20	at La Salle																
Dec. 28	SAMFORD																
Jan. 1	AUBURN																
Jan. 4	at Oklahoma																
Jan. 8	TENNESSEE																
Jan. 11	at Ole Miss																
Jan. 15	VANDERBILT																
Jan. 18	KENTUCKY																
Jan. 25	at Alabama																
Jan. 29	at Tennessee																
Feb. 1	MISSOURI																
Feb. 5	at South Carolina																
Feb. 12	GEORGIA																
Feb. 16	at Arkansas																
Feb. 19	FLORIDA																
Feb. 22	at Texas																
Feb. 26	at Texas A&M																
Mar. 1	LSU																

LED TEAM IN...			PLAYER PRODUCTION CHART							
Category	Number of Times	Record When	Category	20-21*	21-22*	22-23*	23-24!	24-25	25-26	Career
Points	1	1-0	10+ Points	3	11	14	3	9	3	43
Rebounds	-	-	20+ Points	-	-	2	-	-	1	3
Assists	4	4-0	30+ Points	-	-	-	-	-	-	-
Blocks	1	1-0	3+ 3FG Made	-	-	1	-	1	1	3
Steals	4	3-1	5+ FT Made	-	2	3	-	1	2	8
Minutes	-	-	5+ Assists	-	1	5	1	1	1	9
3 FG Made	3	3-0	10+ Assists	-	-	-	-	-	-	-
FT Made	3	3-0	5+ Rebounds	1	13	19	3	13	7	56
Plus/Minus	2	2-0	10+ Rebounds	-	-	6	1	-	-	7
			3+ Blocks	-	-	2	-	-	-	2
			3+ Steals	1	2	9	1	1	1	15

YEAR	TEAM	GP	GS	MIN/AVG	FG-FGA	FG%	3FG-3FGA	3FG%	FT-FTA	FT%	OFF-DEF	REB	RPG	AST	APG	TO	STL	SPG	BLK	BPG	PTS	PPG	DBL	DBL
2020-21*	KU	20	0	257/12.8	29-77	37.7	4-16	25.0	10-15	66.7	15-33	48	2.4	16	0.8	20	15	0.8	2	0.1	72	3.6	0	
2021-22*	KU	31	3	598/19.3	77-175	44.0	9-39	23.1	58-71	81.7	23-107	130	4.2	43	1.4	57	26	0.8	9	0.3	221	7.1	0	
2022-23*	KU	35	33	997/28.5	125-308	40.6	13-47	27.7	71-90	78.9	63-146	209	6.0	89	2.5	100	60	1.7	23	0.7	334	9.5	4	
2023-24*	OSU	5	0	105/21.0	17-40	42.5	1-5	20.0	5-6	83.3	9-21	30	6.0	10	2.0	15	7	1.4	3	0.6	40	8.0	1	
2024-25	MSU	34	12	768/22.6	80-189	42.3	19-58	32.8	37-42	88.1	35-109	144	4.2	52	1.5	71	29	0.9	11	0.3	216	6.4	0	
2025-26	MSU	9	9	198/22.0	23-59	39.0	9-19	47.4	29-33	87.9	13-34	47	5.2	25	2.8	23	10	1.1	2	0.2	84	9.3	0	
TOTALS		134	57	2924/21.8	351-848	41.4	55-184	29.9	210-257	81.7	158-450	608	4.5	235	1.8	286	147	1.1	50	0.4	967	7.2	5	



AWA FANE

JR. | G | 5-8 | THIES, SENEGAL | LIFE PREPATORY ACADEMY | PANOLA COLLEGE



SCAN OR [CLICK HERE](#) FOR FULL BIO/STATISTICS

SEASON HIGHS

Points	11, vs Georgia State, 11/7/25
Rebounds	4, vs Alcorn State, 11/24/25
Assists	2, vs Jackson State, 11/13/25
Blocks	
Steals	1, (2x) Last vs Jackson State, 11/13/25
FG Made	4, vs Georgia State, 11/7/25
FG Attempted	6, vs Mississippi Valley State, 11/9/25
3-PT FG Made	3, vs Georgia State, 11/7/25
3-PT FG Attempted	4, vs Georgia State, 11/9/25
FT Made	
FT Attempted	
Minutes	21, vs Mississippi Valley State, 11/9/25

SEC HIGHS

Points	
Rebounds	
Assists	
Blocks	
Steals	
FG Made	
FG Attempted	
3PT FG Made	
3PT FG Attempted	
FT Made	
FT Attempted	
Minutes	

CAREER HIGHS

Points	11, vs Georgia State, 11/7/25
Rebounds	4, vs Alcorn State, 11/24/25
Assists	2, vs Jackson State, 11/13/25
Blocks	
Steals	1, (2x) Last vs Jackson State, 11/13/25
FG Made	4, vs Georgia State, 11/7/25
FG Attempted	6, vs Mississippi Valley State, 11/9/25
3-PT FG Made	3, vs Georgia State, 11/7/25
3-PT FG Attempted	4, vs Georgia State, 11/9/25
FT Made	
FT Attempted	
Minutes	21, vs Mississippi Valley State, 11/9/25

NOTEABLES

JUNIOR (2024-25)

- Four points against Pitt (Dec. 4).
- Knocked down a trio of three pointers in the second quarter against Georgia State (Nov. 7). Finished with 11 points.
- First season in the Maroon and White.

SOPHOMORE (2023-24) - PANOLA COLLEGE

- Started in all 29 games played.
- Averaged 16.8 points, 4.3 rebounds 3.2 assists and 3.0 steals per game.
- Tallied season-high 30 points against Tyler JC (Jan. 22).
- Earned three or more steals 18 times throughout the season.
- 2025 NJCAA First Team All-American

FRESHMAN (2022-23) - PANOLA COLLEGE

- Played in 26 games, starting in 21.
- Averaged 16.7 points, 5.0 rebounds, and 3.2 assists per game.
- Scored 30 points in her first start against Midland College (Nov. 16)

PERSONAL

- Attended Life Preparatory Academy in Wichita, Kansas.
- Originally from Senegal.

FANE'S GAME-BY-GAME STATS

DATE	OPPONENT	GS	MIN	FG-FGA	FG%	3FG-3FGA	3FG%	FT-FTA	FT%	OFF-DEF	REB	PF	AST	TO	STL	BLK	PTS
Nov. 3	DAVIDSON		2:18	0-0	.000	0-0	.000	0-0	.000	0-0	0	0	0	1	0	0	0
Nov. 7	GEORGIA STATE		13:52	4-5	.800	3-4	.750	0-0	.000	0-0	0	2	0	1	0	0	11
Nov. 9	MISSISSIPPI VALLEY STATE		20:30	2-6	.333	1-2	.500	0-0	.000	0-2	2	1	1	0	1	0	5
Nov. 13	JACKSON STATE		5:27	0-0	.000	0-0	.000	0-0	.000	0-0	0	0	2	0	1	0	0
Nov. 20	at Texas Tech		5:32	1-2	.500	0-1	.000	0-0	.000	0-0	0	2	0	2	0	0	2
Nov. 24	vs Alcorn State		11:52	0-2	.000	0-2	.000	0-0	.000	2-2	4	2	0	2	0	0	0
Nov. 25	vs Middle Tennessee	DNP															
Nov. 30	ULM	DNP															
Dec. 4	PITT		13:48	2-3	.667	0-0	.000	0-0	.000	0-1	1	1	1	0	0	0	4
Dec. 7	CHARLOTTE																
Dec. 14	SOUTHERN MISS																
Dec. 17	ALABAMA STATE																
Dec. 20	at La Salle																
Dec. 28	SAMFORD																
Jan. 1	AUBURN																
Jan. 4	at Oklahoma																
Jan. 8	TENNESSEE																
Jan. 11	at Ole Miss																
Jan. 15	VANDERBILT																
Jan. 18	KENTUCKY																
Jan. 25	at Alabama																
Jan. 29	at Tennessee																
Feb. 1	MISSOURI																
Feb. 5	at South Carolina																
Feb. 12	GEORGIA																
Feb. 16	at Arkansas																
Feb. 19	FLORIDA																
Feb. 22	at Texas																
Feb. 26	at Texas A&M																
Mar. 1	LSU																

LED TEAM IN...

Category	Number of Times	Record When
Points	-	-
Rebounds	-	-
Assists	-	-
Blocks	-	-
Steals	-	-
Minutes	-	-
3 FG Made	1	1-0
FT Made	-	-
Plus/Minus	-	-

PLAYER PRODUCTION CHART

Category	25-26	Career
10+ Points	1	-
20+ Points	-	-
30+ Points	-	-
3+ 3FG Made	1	1
5+ FT Made	-	-
5+ Assists	-	-
10+ Assists	-	-
5+ Rebounds	-	-
10+ Rebounds	-	-
3+ Blocks	-	-
3+ Steals	-	-

YEAR	TEAM	GP	GS	MIN/AVG	FG-FGA	FG%	3FG-3FGA	3FG%	FT-FTA	FT%	OFF-DEF	REB	RPG	AST	APG	TO	STL	SPG	BLK	BPG	PTS	PPG	DBL	DBL
2025-26	MSU	7	0	73/10.4	9-18	50.0	4-9	44.4	0-0	.0	2-5	7	1.0	4	0.6	6	2	0.3	0	0.0	22	3.1	0	
TOTALS		7	0	73/10.4	9-18	50.0	4-9	44.4	0-0	.0	2-5	7	1.0	4	0.6	6	2	0.3	0	0.0	22	3.1	0	



10

JAYLAH LAMPLEY

FR. | G | 6-1 | FISHERS, IND. | LAWRENCE CENTRAL HS



SCAN OR [CLICK HERE](#) FOR FULL BIO/STATISTICS

SEASON HIGHS

Points	17, vs Jackson State, 11/13/25
Rebounds	10, vs Alcorn State, 11/24/25
Assists	3, vs Mississippi Valley State, 11/9/25
Blocks	1, (2x) Last vs Pitt, 12/4/25
Steals	2, (4x) Last vs Pitt, 12/4/25
FG Made	7, vs Jackson State, 11/13/25
FG Attempted	12, vs Alcorn State, 11/24/25
3-PT FG Made	2, (2x) Last vs ULM, 11/30/25
3-PT FG Attempted	5, vs Alcorn State, 11/24/25
FT Made	3, vs Davidson, 11/4/25
FT Attempted	6, vs Davidson, 11/4/25
Minutes	28, vs Georgia State, 11/7/25

SEC HIGHS

Points	
Rebounds	
Assists	
Blocks	
Steals	
FG Made	
FG Attempted	
3PT FG Made	
3PT FG Attempted	
FT Made	
FT Attempted	
Minutes	

CAREER HIGHS

Points	17, vs Jackson State, 11/13/25
Rebounds	10, vs Alcorn State, 11/24/25
Assists	3, vs Mississippi Valley State, 11/9/25
Blocks	1, (2x) Last vs Pitt, 12/4/25
Steals	2, (4x) Last vs Pitt, 12/4/25
FG Made	7, vs Jackson State, 11/13/25
FG Attempted	12, vs Alcorn State, 11/24/25
3-PT FG Made	2, (2x) Last vs ULM, 11/30/25
3-PT FG Attempted	5, vs Alcorn State, 11/24/25
FT Made	3, vs Davidson, 11/4/25
FT Attempted	6, vs Davidson, 11/4/25
Minutes	28, vs Georgia State, 11/7/25

NOTEABLES

FRESHMAN (2025-26)

- Collected seven points and seven rebounds against Pitt (Dec. 4).
- Secured fourth 10+ point performance vs ULM with two fourth-quarter threes.
- Nine points and career-high 10 rebounds against Alcorn State (Nov. 24).
- Scored a career-high 17 points on 87.5 percent shooting against Jackson State (Nov. 13).
- Nine points and five rebounds against Mississippi Valley (Nov. 9).
- Scored 12 points and collected seven rebounds against Georgia State (Nov. 7).
- Scored 11 points in her MSU debut against Davidson (Nov. 3), along with six rebounds, two steals and a block.
- First season in the Maroon and White.

PERSONAL

- Attended Lawrence Central HS and played under her mother, Jannon Lampley.
- 37th-ranked recruit in the class of 2025, according to ESPN.
- Averaged 18.0 points, 5.8 rebounds, 2.1 steals and 2.0 assists per game throughout HS career.
- Finished as Lawrence Central's all-time leading scoring, rebounding, and steals leader.
- 2023-24 Indiana Gatorade POTY after guiding Lawrence Central to an IHSAA 4A State Championship.

LAMPLEY'S GAME-BY-GAME STATS

DATE	OPPONENT	GS	MIN	FG-FGA	FG%	3FG-3FGA	3FG%	FT-FTA	FT%	OFF-DEF	REB	PF	AST	TO	STL	BLK	PTS
Nov. 3	DAVIDSON		27:09	4-9	.444	0-1	.000	3-6	.500	3-3	6	0	1	2	2	1	11
Nov. 7	GEORGIA STATE		27:36	5-8	.625	1-1	1.000	1-1	1.000	3-4	7	1	2	0	1	0	12
Nov. 9	MISSISSIPPI VALLEY STATE		23:15	4-11	.364	1-2	.500	0-0	.000	3-2	5	2	3	5	0	0	9
Nov. 13	JACKSON STATE		21:22	7-8	.875	2-2	1.000	1-2	.500	1-0	1	1	0	1	0	0	17
Nov. 20	at Texas Tech		10:48	1-2	.500	0-0	.000	0-0	.000	0-0	0	0	1	2	0	0	2
Nov. 24	vs Alcorn State		19:54	3-12	.250	1-5	.200	2-5	.400	6-4	10	1	0	2	2	0	9
Nov. 25	vs Middle Tennessee		12:22	1-2	.500	0-0	.000	0-0	.000	0-3	3	2	0	2	0	0	2
Nov. 30	ULM		22:51	4-7	.571	2-5	.400	0-0	.000	1-4	5	0	0	0	2	0	10
Dec. 4	PITT		22:27	3-6	.500	1-3	.333	0-0	.000	2-5	7	1	1	0	2	1	7
Dec. 7	CHARLOTTE																
Dec. 14	SOUTHERN MISS																
Dec. 17	ALABAMA STATE																
Dec. 20	at La Salle																
Dec. 28	SAMFORD																
Jan. 1	AUBURN																
Jan. 4	at Oklahoma																
Jan. 8	TENNESSEE																
Jan. 11	at Ole Miss																
Jan. 15	VANDERBILT																
Jan. 18	KENTUCKY																
Jan. 25	at Alabama																
Jan. 29	at Tennessee																
Feb. 1	MISSOURI																
Feb. 5	at South Carolina																
Feb. 12	GEORGIA																
Feb. 16	at Arkansas																
Feb. 19	FLORIDA																
Feb. 22	at Texas																
Feb. 26	at Texas A&M																
Mar. 1	LSU																

LED TEAM IN...

Category	Number of Times	Record When
Points	-	-
Rebounds	1	1-0
Assists	-	-
Blocks	-	-
Steals	2	2-0
Minutes	-	-
3 FG Made	2	2-0
FT Made	-	-
Plus/Minus	1	0-1

PLAYER PRODUCTION CHART

Category	25-26	Career
10+ Points	4	4
20+ Points	-	-
30+ Points	-	-
3+ 3FG Made	-	-
5+ FT Made	-	-
5+ Assists	-	-
10+ Assists	-	-
5+ Rebounds	5	5
10+ Rebounds	1	1
3+ Blocks	-	-
3+ Steals	-	-

YEAR	TEAM	GP	GS	MIN/AVG	FG-FGA	FG%	3FG-3FGA	3FG%	FT-FTA	FT%	OFF-DEF	REB	RPG	AST	APG	TO	STL	SPG	BLK	BPG	PTS	PPG	DBL	DBL
2025-26	MSU	9	0	188/20.9	32-65	49.2	8-19	42.1	7-14	50.0	19-25	44	4.9	8	0.9	14	9	1.0	2	0.2	79	8.8	0	
TOTALS		9	0	188/20.9	32-65	49.2	8-19	42.1	7-14	50.0	19-25	44	4.9	8	0.9	14	9	1.0	2	0.2	79	8.8	0	



13 ROCÍO JIMÉNEZ

R-SO. | C | 6-7 | ELÍAS PIÑA, DOMINICAN REPUBLIC | CENTRAL POINTE CHRISTIAN ACADEMY



SCAN OR [CLICK HERE](#) FOR FULL BIO/STATISTICS

SEASON HIGHS

Points	9, vs Mississippi Valley State, 11/9/25
Rebounds	3, vs Mississippi Valley State, 11/9/25
Assists	
Blocks	1, at Texas Tech, 11/20/25
Steals	1, vs Mississippi Valley State, 11/9/25
FG Made	4, vs Mississippi Valley State, 11/9/25
FG Attempted	5, vs Mississippi Valley State, 11/9/25
3-PT FG Made	
3-PT FG Attempted	
FT Made	1, vs Mississippi Valley State, 11/9/25
FT Attempted	2, vs Mississippi Valley State, 11/9/25
Minutes	5, vs Mississippi Valley State, 11/9/25

SEC HIGHS

Points	
Rebounds	
Assists	
Blocks	
Steals	
FG Made	
FG Attempted	
3PT FG Made	
3PT FG Attempted	
FT Made	
FT Attempted	
Minutes	

CAREER HIGHS

Points	9, vs Mississippi Valley State, 11/9/25
Rebounds	3, vs Mississippi Valley State, 11/9/25
Assists	
Blocks	1, at Texas Tech, 11/20/25
Steals	1, vs Mississippi Valley State, 11/9/25
FG Made	4, vs Mississippi Valley State, 11/9/25
FG Attempted	5, vs Mississippi Valley State, 11/9/25
3-PT FG Made	
3-PT FG Attempted	
FT Made	1, vs Mississippi Valley State, 11/9/25
FT Attempted	2, vs Mississippi Valley State, 11/9/25
Minutes	5, vs Mississippi Valley State, 11/9/25

NOTEABLES

R-SOPHOMORE (2025-26)

- Scored nine points on 4-5 shooting and collected three rebounds, one steal and a block in five minutes against Mississippi Valley (Nov. 9).
- Made her Mississippi State debut against Georgia State on November 7.

R-FRESHMAN (2024-25)

- Redshirted, did not see any action.

FRESHMAN (2023-24)

- Decided to redshirt and rehab in injury sustained prior to Mississippi State, reclassified to become a part of the program at the midseason point in December.

PERSONAL

- Played one season at Central Pointe Christian Academy, leading the team to a 21-5 record.
- Competed on the international stage as one of the youngest players within the Dominican Republic's FIBA Women's National Team Organization.
- Played basketball only three years prior to Mississippi State.

JIMÉNEZ'S GAME-BY-GAME STATS

DATE	OPPONENT	GS	MIN	FG-FGA	FG%	3FG-3FGA	3FG%	FT-FTA	FT%	OFF-DEF	REB	PF	AST	TO	STL	BLK	PTS
Nov. 3	DAVIDSON		DNP														
Nov. 7	GEORGIA STATE		1:01	0-0	.000	0-0	.000	0-0	.000	0-0	0	0	0	0	0	0	0
Nov. 9	MISSISSIPPI VALLEY STATE		5:00	4-5	.800	0-0	.000	1-2	.500	2-1	3	0	0	0	1	1	9
Nov. 13	JACKSON STATE		0:33	0-1	.000	0-0	.000	0-0	.000	0-0	0	0	0	0	0	0	0
Nov. 20	at Texas Tech		1:21	0-0	.000	0-0	.000	0-0	.000	0-0	0	0	0	1	0	1	0
Nov. 24	vs Alcorn State		DNP														
Nov. 25	vs Middle Tennessee		DNP														
Nov. 30	ULM		DNP														
Dec. 4	PITT		6:55	0-1	.000	0-0	.000	0-0	.000	0-1	1	2	0	1	0	0	0
Dec. 7	CHARLOTTE																
Dec. 14	SOUTHERN MISS																
Dec. 17	ALABAMA STATE																
Dec. 20	at La Salle																
Dec. 28	SAMFORD																
Jan. 1	AUBURN																
Jan. 4	at Oklahoma																
Jan. 8	TENNESSEE																
Jan. 11	at Ole Miss																
Jan. 15	VANDERBILT																
Jan. 18	KENTUCKY																
Jan. 25	at Alabama																
Jan. 29	at Tennessee																
Feb. 1	MISSOURI																
Feb. 5	at South Carolina																
Feb. 12	GEORGIA																
Feb. 16	at Arkansas																
Feb. 19	FLORIDA																
Feb. 22	at Texas																
Feb. 26	at Texas A&M																
Mar. 1	LSU																

LED TEAM IN...

Category	Number of Times	Record When
Points	-	-
Rebounds	-	-
Assists	-	-
Blocks	-	-
Steals	-	-
Minutes	-	-
3 FG Made	-	-
FT Made	-	-
Plus/Minus	-	-

PLAYER PRODUCTION CHART

Category	25-26	Career
10+ Points	-	-
20+ Points	-	-
30+ Points	-	-
3+ 3FG Made	-	-
5+ FT Made	-	-
5+ Assists	-	-
10+ Assists	-	-
5+ Rebounds	-	-
10+ Rebounds	-	-
3+ Blocks	-	-
3+ Steals	-	-

YEAR	TEAM	GP	GS	MIN/AVG	FG-FGA	FG%	3FG-3FGA	3FG%	FT-FTA	FT%	OFF-DEF	REB	RPG	AST	APG	TO	STL	SPG	BLK	BPG	PTS	PPG	DBL	DBL
2025-26	MSU	5	0	15/3.0	4-7	57.1	0-0	.0	1-2	50.0	2-2	4	0.8	0	0.0	2	1	0.2	2	0.4	9	1.8	0	
TOTALS		5	0	15/3.0	4-7	57.1	0-0	.0	1-2	50.0	2-2	4	0.8	0	0.0	2	1	0.2	2	0.4	9	1.8	0	



22

NATALIYAH GRAY

FR. | F | 6-3 | HOUSTON, TEXAS. | ALIEF TAYLOR HS



SCAN OR [CLICK HERE](#) FOR FULL BIO/STATISTICS

SEASON HIGHS

Points	15, vs Mississippi Valley State, 11/9/25
Rebounds	7, vs Mississippi Valley State, 11/9/25
Assists	1, (3x) Last vs Alcorn State, 11/24/25
Blocks	1, vs Alcorn State, 11/24/25
Steals	1, (2x) Last vs Mississippi Valley State, 11/9/25
FG Made	4, vs Mississippi Valley State, 11/9/25
FG Attempted	5, vs Mississippi Valley State, 11/9/25
3-PT FG Made	
3-PT FG Attempted	1, vs Georgia State, 11/7/25
FT Made	7, vs Mississippi Valley State, 11/9/25
FT Attempted	9, vs Mississippi Valley State, 11/9/25
Minutes	15, vs Mississippi Valley State, 11/9/25

SEC HIGHS

Points	
Rebounds	
Assists	
Blocks	
Steals	
FG Made	
FG Attempted	
3PT FG Made	
3PT FG Attempted	
FT Made	
FT Attempted	
Minutes	

CAREER HIGHS

Points	15, vs Mississippi Valley State, 11/9/25
Rebounds	7, vs Mississippi Valley State, 11/9/25
Assists	1, (3x) Last vs Alcorn State, 11/24/25
Blocks	1, vs Alcorn State, 11/24/25
Steals	1, (2x) Last vs Mississippi Valley State, 11/9/25
FG Made	4, vs Mississippi Valley State, 11/9/25
FG Attempted	5, vs Mississippi Valley State, 11/9/25
3-PT FG Made	
3-PT FG Attempted	1, vs Georgia State, 11/7/25
FT Made	7, vs Mississippi Valley State, 11/9/25
FT Attempted	9, vs Mississippi Valley State, 11/9/25
Minutes	15, vs Mississippi Valley State, 11/9/25

NOTEABLES

FRESHMAN (2025-26)

- Scored 15 points and collected seven rebounds, all coming in the second half against Mississippi Valley State (Nov. 9). Went 7-9 from the charity stripe.
- First season in the Maroon and White.

PERSONAL

- Played at Alief Taylor HS under Brandy Jones.
- Named First Team All-State her senior season.
- Earned First Team All-Region and All-District honors in all four of her seasons.
- Averaged 22.0 points, 11.7 rebounds, 2.7 blocks, 1.9 steals and 1.2 assists over her four-year career.
- Averaged a single-season best 26 points and 12.2 rebounds her senior season.

GRAY'S GAME-BY-GAME STATS

DATE	OPPONENT	GS	MIN	FG-FGA	FG%	3FG-3FGA	3FG%	FT-FTA	FT%	OFF-DEF	REB	PF	AST	TO	STL	BLK	PTS
Nov. 3	DAVIDSON		DNP														
Nov. 7	GEORGIA STATE		4:35	1-3	.333	0-1	.000	0-1	.000	0-3	3	1	1	1	1	0	2
Nov. 9	MISSISSIPPI VALLEY STATE		15:11	4-5	.800	0-0	.000	7-9	.778	1-6	7	2	1	3	1	0	15
Nov. 13	JACKSON STATE		2:48	0-0	.000	0-0	.000	0-0	.000	0-0	0	0	0	0	0	0	0
Nov. 20	at Texas Tech		DNP														
Nov. 24	vs Alcorn State		3:32	0-1	.000	0-1	.000	0-2	.000	1-0	1	1	1	1	0	1	0
Nov. 25	vs Middle Tennessee		DNP														
Nov. 30	ULM		2:53	0-1	.000	0-0	.000	0-0	.000	0-0	0	1	0	1	0	0	0
Dec. 4	PITT		5:26	0-2	.000	0-1	.000	0-0	.000	0-2	2	1	0	1	0	0	0
Dec. 7	CHARLOTTE																
Dec. 14	SOUTHERN MISS																
Dec. 17	ALABAMA STATE																
Dec. 20	at La Salle																
Dec. 28	SAMFORD																
Jan. 1	AUBURN																
Jan. 4	at Oklahoma																
Jan. 8	TENNESSEE																
Jan. 11	at Ole Miss																
Jan. 15	VANDERBILT																
Jan. 18	KENTUCKY																
Jan. 25	at Alabama																
Jan. 29	at Tennessee																
Feb. 1	MISSOURI																
Feb. 5	at South Carolina																
Feb. 12	GEORGIA																
Feb. 16	at Arkansas																
Feb. 19	FLORIDA																
Feb. 22	at Texas																
Feb. 26	at Texas A&M																
Mar. 1	LSU																

LED TEAM IN...

Category	Number of Times	Record When
Points	-	-
Rebounds	-	-
Assists	-	-
Blocks	-	-
Steals	-	-
Minutes	-	-
3 FG Made	-	-
FT Made	-	-
Plus/Minus	-	-

PLAYER PRODUCTION CHART

Category	25-26	Career
10+ Points	1	1
20+ Points	-	-
30+ Points	-	-
3+ 3FG Made	-	-
5+ FT Made	1	1
5+ Assists	-	-
10+ Assists	-	-
5+ Rebounds	1	1
10+ Rebounds	-	-
3+ Blocks	-	-
3+ Steals	-	-

YEAR	TEAM	GP	GS	MIN/AVG	FG-FGA	FG%	3FG-3FGA	3FG%	FT-FTA	FT%	OFF-DEF	REB	RPG	AST	APG	TO	STL	SPG	BLK	BPG	PTS	PPG	DBL	DBL
2025-26	MSU	6	0	34/5.7	5-12	41.7	0-3	.0	7-12	58.3	2-11	13	2.2	3	0.5	7	2	0.3	1	0.2	17	2.8	0	
TOTALS		6	0	34/5.7	5-12	41.7	0-3	.0	7-12	58.3	2-11	13	2.2	3	0.5	7	2	0.3	1	0.2	17	2.8	0	



23 FAITH WYLDER

SO. | C | 6-6 | NEW YORK, N.Y. | POTOMAC HOMESCHOOL CHRISTIAN ACADEMY | STONY BROOK *



SCAN OR [CLICK HERE](#) FOR FULL BIO/STATISTICS

SEASON HIGHS

Points.....	
Rebounds...1, (2x) Last vs Mississippi Valley State, 11/9/25	
Assists.....	
Blocks.....1, vs Mississippi Valley State, 11/9/25	
Steals.....1, vs Mississippi Valley State, 11/9/25	
FG Made.....	
FG Attempted.....1, vs Georgia State, 11/7/25	
3-PT FG Made.....	
3-PT FG Attempted.....	
FT Made.....	
FT Attempted.....	
Minutes.....8, vs Mississippi Valley State, 11/9/25	

SEC HIGHS

Points.....	
Rebounds.....	
Assists.....	
Blocks.....	
Steals.....	
FG Made.....	
FG Attempted.....	
3PT FG Made.....	
3PT FG Attempted.....	
FT Made.....	
FT Attempted.....	
Minutes.....	

CAREER HIGHS

Points.....3, vs Monmouth, 3/2/25*	
Rebounds...1, (4x) Last vs Mississippi Valley State, 11/9/25	
Assists.....	
Blocks.....	
Steals.....1, (3x) Last vs Mississippi Valley State, 11/9/25	
FG Made.....1, (2x) Last vs Monmouth, 3/2/25*	
FG Attempted.....2, at Campbell, 2/23/25*	
3-PT FG Made.....	
3-PT FG Attempted.....	
FT Made.....1, vs Monmouth, 3/2/25*	
FT Attempted.....4, vs Monmouth, 3/2/25*	
Minutes.....8, vs Mississippi Valley State, 11/9/25	

NOTEABLES

SOPHOMORE (2025-26)

- Made her Mississippi State debut against Georgia State on November 7.

FRESHMAN (2024-25) - STONY BROOK*

- Played in only six games due to injury.
- Tallied a season-high three points in six minutes of action against Monmouth.

WYLDER'S GAME-BY-GAME STATS

DATE	OPPONENT	GS	MIN	FG-FGA	FG%	3FG-3FGA	3FG%	FT-FTA	FT%	OFF-DEF	REB	PF	AST	TO	STL	BLK	PTS
Nov. 3	DAVIDSON		DNP														
Nov. 7	GEORGIA STATE		2:36	0-1	.000	0-0	.000	0-0	.000	1-0	1	1	0	0	0	0	0
Nov. 9	MISSISSIPPI VALLEY STATE		8:17	0-0	.000	0-0	.000	0-0	.000	0-1	1	1	0	0	1	1	0
Nov. 13	JACKSON STATE		0:57	0-0	.000	0-0	.000	0-0	.000	0-0	0	1	0	0	0	0	0
Nov. 20	at Texas Tech		DNP														
Nov. 24	vs Alcorn State		DNP														
Nov. 25	vs Middle Tennessee		DNP														
Nov. 30	ULM		DNP														
Dec. 4	PITT		DNP														
Dec. 7	CHARLOTTE																
Dec. 14	SOUTHERN MISS																
Dec. 17	ALABAMA STATE																
Dec. 20	at La Salle																
Dec. 28	SAMFORD																
Jan. 1	AUBURN																
Jan. 4	at Oklahoma																
Jan. 8	TENNESSEE																
Jan. 11	at Ole Miss																
Jan. 15	VANDERBILT																
Jan. 18	KENTUCKY																
Jan. 25	at Alabama																
Jan. 29	at Tennessee																
Feb. 1	MISSOURI																
Feb. 5	at South Carolina																
Feb. 12	GEORGIA																
Feb. 16	at Arkansas																
Feb. 19	FLORIDA																
Feb. 22	at Texas																
Feb. 26	at Texas A&M																
Mar. 1	LSU																

LED TEAM IN...

Category	Number of Times	Record When
Points	-	-
Rebounds	-	-
Assists	-	-
Blocks	-	-
Steals	-	-
Minutes	-	-
3 FG Made	-	-
FT Made	-	-
Plus/Minus	-	-

PLAYER PRODUCTION CHART

Category	24-25*	25-26	Career
10+ Points	-	-	-
20+ Points	-	-	-
30+ Points	-	-	-
3+ 3FG Made	-	-	-
5+ FT Made	-	-	-
5+ Assists	-	-	-
10+ Assists	-	-	-
5+ Rebounds	-	-	-
10+ Rebounds	-	-	-
3+ Blocks	-	-	-
3+ Steals	-	-	-

YEAR	TEAM	GP	GS	MIN/AVG	FG-FGA	FG%	3FG-3FGA	3FG%	FT-FTA	FT%	OFF-DEF	REB	RPG	AST	APG	TO	STL	SPG	BLK	BPG	PTS	PPG	DBL	DBL
2024-25*	SBU	6	0	21/3.5	2-4	50.0	0-0	.0	1-4	25.0	2-1	3	0.5	0	0.0	2	2	0.3	0	0.0	5	0.8	0	
2025-26	MSU	3	0	12/4.0	0-1	.0	0-0	.0	0-0	.0	1-1	2	0.7	0	0.0	0	1	0.3	1	0.3	0	0.0	0	
TOTALS		9	0	33/3.7	2-5	40.0	0-0	.0	1-4	25.0	3-2	5	0.6	0	0.0	2	3	0.3	1	0.1	5	0.6	0	



25

JR. | F | 6-3 | DELTA, NIGERIA | HAKUHO GIRLS' HS | MUKOGAWA WOMEN'S UNIVERSITY (JAPAN)

FAVOUR NWAEDOZI

SCAN OR [CLICK HERE](#) FOR FULL BIO/STATISTICS

SEASON HIGHS	SEC HIGHS	CAREER HIGHS
Points.....18, vs Jackson State, 11/13/25	Points.....18, vs Jackson State, 11/13/25	Points.....18, vs Jackson State, 11/13/25
Rebounds.....16, vs Mississippi Valley State, 11/9/25	Rebounds.....16, vs Mississippi Valley State, 11/9/25	Rebounds.....16, vs Mississippi Valley State, 11/9/25
Assists.....4, vs Jackson State, 11/13/25	Assists.....4, vs Jackson State, 11/13/25	Assists.....4, vs Jackson State, 11/13/25
Blocks.....2, (4x) Last vs Alcorn State, 11/24/25	Blocks.....2, (4x) Last vs Alcorn State, 11/24/25	Blocks.....2, (4x) Last vs Alcorn State, 11/24/25
Steals.....3, vs Mississippi Valley State, 11/9/25	Steals.....3, vs Mississippi Valley State, 11/9/25	Steals.....3, vs Mississippi Valley State, 11/9/25
FG Made.....7, vs Georgia State, 11/7/25	FG Made.....7, vs Georgia State, 11/7/25	FG Made.....7, vs Georgia State, 11/7/25
FG Attempted.....10, (3x) Last vs vs ULM, 11/30/25	FG Attempted.....10, (3x) Last vs vs ULM, 11/30/25	FG Attempted.....10, (3x) Last vs vs ULM, 11/30/25
3-PT FG Made.....	3PT FG Made.....	3-PT FG Made.....
3-PT FG Attempted.....	3PT FG Attempted.....	3-PT FG Attempted.....
FT Made.....6, vs Jackson State, 11/13/25	FT Made.....6, vs Jackson State, 11/13/25	FT Made.....6, vs Jackson State, 11/13/25
FT Attempted.....9, vs Jackson State, 11/13/25	FT Attempted.....9, vs Jackson State, 11/13/25	FT Attempted.....9, vs Jackson State, 11/13/25
Minutes.....29, vs Davidson, 11/4/25	Minutes.....29, vs Davidson, 11/4/25	Minutes.....29, vs Davidson, 11/4/25

NOTEABLES

JUNIOR (2025-26)

- 14 points on 70 percent shooting alongside seven rebounds and two blocks in 18 minutes against Pitt (Dec. 4).
- Led Bulldogs with 13 points against ULM (Nov. 30)
- Scored 13 on 62.5 percent shooting against MTSU with six rebounds (Nov. 25).
- Nine points and nine rebounds against Texas Tech (Nov. 20).
- Career-high 18 points with 15 rebounds against Jackson State (Nov. 13). Also led team in assists (4) and FTs made (6).
- Picked up 16 rebounds against Mississippi Valley (Nov. 9), which is tied for the best rebounding performance in the SEC this season. Also collected three steals.
- Career-high 17 points along with 10 rebounds in her second game in the Maroon and White.
- Collected a double-double in her first game at MSU against Davidson (Nov. 3), scoring 10 points and bringing in 10 rebounds, seven of which came on the offensive glass. Also collected a pair of steals.

SOPHOMORE-FRESHMAN (2023-25)

- Attended Mukogawa Women's University in Nishinomiya, Japan.
- Played for MWU's Basketball team, known as the Lavy's.
- In the 2025 spring season, she averaged 26 points and 17 rebounds per game, leading the Kensai Women's Spring Basketball Championship.

PERSONAL

- Originally from Nigeria, she moved to Japan during high school, attending Hakuho Girls' HS.
- Experienced a 14 hour time change when she moved to Starkville.

NWAEDOZI'S GAME-BY-GAME STATS

DATE	OPPONENT	GS	MIN	FG-FGA	FG%	3FG-3FGA	3FG%	FT-FTA	FT%	OFF-DEF	REB	PF	AST	TO	STL	BLK	PTS
Nov. 3	DAVIDSON	*	28:52	3-10	.300	0-0	.000	4-7	.571	7-3	10	3	0	1	2	0	10
Nov. 7	GEORGIA STATE	*	25:29	7-10	.700	0-0	.000	3-3	1.000	4-6	10	2	3	1	0	2	17
Nov. 9	MISSISSIPPI VALLEY STATE	*	19:03	3-6	.500	0-0	.000	1-4	.250	8-8	16	0	1	1	3	2	7
Nov. 13	JACKSON STATE	*	28:24	6-8	.750	0-0	.000	6-9	.667	3-12	15	3	4	4	1	1	18
Nov. 20	at Texas Tech	*	23:51	4-8	.500	0-0	.000	1-2	.500	2-7	9	4	1	2	0	2	9
Nov. 24	vs Alcorn State	*	21:58	2-4	.500	0-0	.000	0-2	.000	1-3	4	3	1	2	1	2	4
Nov. 25	vs Middle Tennessee	*	25:25	5-8	.625	0-0	.000	3-4	.750	2-4	6	4	3	2	0	0	13
Nov. 30	ULM	*	21:34	6-10	.600	0-0	.000	1-3	.333	3-4	7	3	2	2	0	0	13
Dec. 4	PITT	*	18:18	7-10	.700	0-0	.000	0-1	.000	3-4	7	0	2	0	0	2	14
Dec. 7	CHARLOTTE																
Dec. 14	SOUTHERN MISS																
Dec. 17	ALABAMA STATE																
Dec. 20	at La Salle																
Dec. 28	SAMFORD																
Jan. 1	AUBURN																
Jan. 4	at Oklahoma																
Jan. 8	TENNESSEE																
Jan. 11	at Ole Miss																
Jan. 15	VANDERBILT																
Jan. 18	KENTUCKY																
Jan. 25	at Alabama																
Jan. 29	at Tennessee																
Feb. 1	MISSOURI																
Feb. 5	at South Carolina																
Feb. 12	GEORGIA																
Feb. 16	at Arkansas																
Feb. 19	FLORIDA																
Feb. 22	at Texas																
Feb. 26	at Texas A&M																
Mar. 1	LSU																

LED TEAM IN...										PLAYER PRODUCTION CHART									
Category	Number of Times			Record When						Category	25-26	Career							
Points	3			3-0						10+ Points	6	6							
Rebounds	6			5-1						20+ Points	-	-							
Assists	1			1-0						30+ Points	-	-							
Blocks	4			3-1						3+ 3FG Made	-	-							
Steals	1			1-0						5+ FT Made	1	1							
Minutes	-			-						5+ Assists	-	-							
3 FG Made	-			-						10+ Assists	-	-							
FT Made	1			1-0						5+ Rebounds	8	8							
Plus/Minus	2			2-0						10+ Rebounds	4	4							
										3+ Blocks	-	-							
										3+ Steals	1	1							

YEAR	TEAM	GP	GS	MIN/AVG	FG-FGA	FG%	3FG-3FGA	3FG%	FT-FTA	FT%	OFF-DEF	REB	RPG	AST	APG	TO	STL	SPG	BLK	BPG	PTS	PPG	DBL	DBL
2025-26	MSU	9	9	213/23.7	43-74	58.1	0-0	.0	19-35	54.3	33-51	84	9.3	17	1.9	15	7	0.8	11	1.2	105	11.7	3	
TOTALS		9	9	213/23.7	43-74	58.1	0-0	.0	19-35	54.3	33-51	84	9.3	17	1.9	15	7	0.8	11	1.2	105	11.7	3	



33

KHARYSSA RICHARDSON

SR. | F | 6-2 | DOUGLASVILLE, GA. | NEW MANCHESTER HS | AUBURN * | OLE MISS !



SCAN OR [CLICK HERE](#) FOR FULL BIO/STATISTICS

SEASON HIGHS

Points	11, vs ULM, 11/30/25
Rebounds	9, at Texas Tech, 11/20/25
Assists	2, (2x) Last vs Pitt, 12/4/25
Blocks	2, vs Mississippi Valley State, 11/9/25
Steals	2, vs Alcorn State, 11/24/25
FG Made	3, (2x) Last vs Alcorn State, 11/24/25
FG Attempted	9, vs Davidson, 11/4/25
3-PT FG Made	
3-PT FG Attempted	1, vs Mississippi Valley State, 11/9/25
FT Made	7, vs ULM, 11/30/25
FT Attempted	7, vs ULM, 11/30/25
Minutes	29, vs Davidson, 11/4/25

SEC HIGHS

Points	21, vs Tennessee, 1/28/24!
Rebounds	16, vs Florida, 1/30/23*
Assists	2 (4x), Last vs LSU, 3/2/25!
Blocks	3, vs Florida, 1/30/23*
Steals	2, (2x) Last vs Vanderbilt, 2/26/23*
FG Made	9, vs Tennessee, 1/28/24!
FG Attempted	14, vs Florida, 1/30/23*
3PT FG Made	2, vs Tennessee, 1/28/24!
3PT FG Attempted	2, (3x) Last at LSU, 1/16/25!
FT Made	5, (2x) Last vs Alabama, 2/12/23*
FT Attempted	7, Alabama, 2/5/23*
Minutes	35, vs Florida, 1/30/23*

CAREER HIGHS

Points	21, vs Tennessee, 1/28/24!
Rebounds	16, vs Florida, 1/30/23*
Assists	3, vs Ball State, 3/21/25!
Blocks	3, vs Florida, 1/30/23*
Steals	4, vs Alcorn State, 12/30/23!
FG Made	9, vs Tennessee, 1/28/24!
FG Attempted	14, vs Florida, 1/30/23*
3-PT FG Made	2, vs Tennessee, 1/28/24!
3-PT FG Attempted	3, vs Arkansas Pine Bluff, 11/10/24!
FT Made	7, (2x) Last vs ULM, 11/30/25
FT Attempted	7, (3x) Last vs ULM, 11/30/25
Minutes	35, vs Florida, 1/30/23*

NOTEABLES

SENIOR (2025-26)

- Season-high 11 points including seven makes from the charity stripe against ULM (Nov. 30)
- Collected double-digit points for the first time as a Bulldog with 10 against Alcorn State on 50 percent shooting (Nov. 24).
- Season-high nine rebounds against Texas Tech (Nov. 20), which led the Bulldogs.
- Scored eight points against Mississippi Valley. (Nov.9).
- Scored six points and collected six rebounds in MSU debut vs Davidson (Nov. 3).
- First season in the Maroon and White.
- Selected to represent Bulldogs at SEC Media Days.

PRIOR TO MSU (2022-25)

- Spent 2022-23 season at Auburn before spending last two seasons at Ole Miss.
- Averaged 7.2 and 4.2 rebounds in 27 starts at Auburn her freshman year.
- Collected career-high 16 rebounds against Florida while at Auburn.
- Played in 62 games at Ole Miss, making seven starts.
- Collected 9 10+ point games across two seasons.
- Scored career-high 21 points as a Rebel against Tennessee, where she went 9-10 from the field.

PERSONAL

- Attended New Manchester HS
- 5A All-State Selection in 2021

RICHARDSON'S GAME-BY-GAME STATS

DATE	OPPONENT	GS	MIN	FG-FGA	FG%	3FG-3FGA	3FG%	FT-FTA	FT%	OFF-DEF	REB	PF	AST	TO	STL	BLK	PTS
Nov. 3	DAVIDSON	*	29:10	2-9	.222	0-0	.000	2-2	1.000	1-5	6	3	0	3	1	0	6
Nov. 7	GEORGIA STATE	*	22:55	2-6	.333	0-0	.000	2-4	.500	0-3	3	2	2	1	1	1	6
Nov. 9	MISSISSIPPI VALLEY STATE	*	19:15	3-7	.429	0-1	.000	2-2	1.000	0-2	2	1	1	0	0	2	8
Nov. 13	JACKSON STATE	*	18:24	1-5	.200	0-0	.000	0-0	.000	1-5	6	2	1	2	1	0	2
Nov. 20	at Texas Tech		24:44	1-5	.200	0-0	.000	1-2	.500	1-8	9	3	0	3	0	1	3
Nov. 24	vs Alcorn State		23:59	3-6	.500	0-0	.000	4-4	1.000	0-3	3	2	1	2	2	0	10
Nov. 25	vs Middle Tennessee		16:06	2-7	.286	0-0	.000	1-1	1.000	0-3	3	4	0	1	1	0	5
Nov. 30	ULM		19:30	2-6	.333	0-0	.000	7-7	1.000	3-1	4	1	1	2	0	1	11
Dec. 4	PITT		20:26	2-7	.286	0-0	.000	0-0	.000	0-5	5	1	2	0	0	0	4
Dec. 7	CHARLOTTE																
Dec. 14	SOUTHERN MISS																
Dec. 17	ALABAMA STATE																
Dec. 20	at La Salle																
Dec. 28	SAMFORD																
Jan. 1	AUBURN																
Jan. 4	at Oklahoma																
Jan. 8	TENNESSEE																
Jan. 11	at Ole Miss																
Jan. 15	VANDERBILT																
Jan. 18	KENTUCKY																
Jan. 25	at Alabama																
Jan. 29	at Tennessee																
Feb. 1	MISSOURI																
Feb. 5	at South Carolina																
Feb. 12	GEORGIA																
Feb. 16	at Arkansas																
Feb. 19	FLORIDA																
Feb. 22	at Texas																
Feb. 26	at Texas A&M																
Mar. 1	LSU																

LED TEAM IN...

Category	Number of Times	Record When
Points	-	-
Rebounds	1	1-0
Assists	-	-
Blocks	-	-
Steals	1	1-0
Minutes	-	-
3 FG Made	-	-
FT Made	1	1-0
Plus/Minus	-	-

PLAYER PRODUCTION CHART

Category	22-23*	23-24!	24-25!	25-26	Career
10+ Points	8	6	3	2	19
20+ Points	-	1	-	-	1
30+ Points	-	-	-	-	-
3+ 3FG Made	-	-	-	-	-
5+ FT Made	1	1	-	1	3
5+ Assists	-	-	-	-	-
10+ Assists	-	-	-	-	-
5+ Rebounds	14	5	1	4	24
10+ Rebounds	1	-	1	-	2
3+ Blocks	1	-	-	-	1
3+ Steals	1	2	-	-	3

YEAR	TEAM	GP	GS	MIN/AVG	FG-FGA	FG%	3FG-3FGA	3FG%	FT-FTA	FT%	OFF-DEF	REB	RPG	AST	APG	TO	STL	SPG	BLK	BPG	PTS	PPG	DBL	DBL
2022-23*	AU	28	27	597/21.3	79-182	43.4	0-8	.0	43-55	78.2	54-77	131	4.7	7	0.2	37	25	0.9	24	0.9	201	7.2	1	
2023-24*	OM	33	6	523/15.8	70-159	44.0	8-16	50.0	45-65	69.2	26-75	101	3.1	15	0.5	50	18	0.5	16	0.5	193	5.8	0	
2024-25*	OM	29	1	289/10.0	39-98	39.8	4-15	26.7	24-31	77.4	13-31	44	1.5	11	0.4	28	5	0.2	9	0.3	106	3.7	0	
2025-26	MSU	9	4	194/21.6	18-58	31.0	0-1	.0	19-22	86.4	6-35	41	4.6	8	0.9	14	6	0.7	5	0.6	55	6.1	0	
TOTALS		99	38	1603/16.2	206-497	41.4	12-40	30.0	131-173	75.7	99-218	317	3.2	41	0.4	129	54	0.5	54	0.5	555	5.6	1	



40

MADISON FRANCIS

FR. | F | 6-2 | LANCASTER, N.Y. | LANCASTER CENTRAL HS



SCAN OR [CLICK HERE](#) FOR FULL BIO/STATISTICS

SEASON HIGHS

Points	17, (2x) Last vs Middle Tennessee, 11/25/25
Rebounds	13, vs ULM, 11/30/25
Assists	4, vs Alcorn State, 11/24/25
Blocks	6, (2x) Last vs Middle Tennessee, 11/25/25
Steals	3, (2x) Last vs Alcorn State, 11/24/25
FG Made	7, (2x) Last vs Middle Tennessee, 11/25/25
FG Attempted	12, (2x) Last at Texas Tech, 11/20/25
3-PT FG Made	1, (2x) Last vs Middle Tennessee, 11/25/25
3-PT FG Attempted	4, vs Mississippi Valley State, 11/9/25
FT Made	6, vs Alcorn State, 11/24/25
FT Attempted	6, vs Alcorn State, 11/27/25
Minutes	36, vs ULM, 11/30/25

SEC HIGHS

Points	
Rebounds	
Assists	
Blocks	
Steals	
FG Made	
FG Attempted	
3PT FG Made	
3PT FG Attempted	
FT Made	
FT Attempted	
Minutes	

CAREER HIGHS

Points	17, (2x) Last vs Middle Tennessee, 11/25/25
Rebounds	13, vs ULM, 11/30/25
Assists	4, vs Alcorn State, 11/24/25
Blocks	6, (2x) Last vs Middle Tennessee, 11/25/25
Steals	3, (2x) Last vs Alcorn State, 11/24/25
FG Made	7, (2x) Last vs Middle Tennessee, 11/25/25
FG Attempted	12, (2x) Last at Texas Tech, 11/20/25
3-PT FG Made	1, (2x) Last vs Middle Tennessee, 11/25/25
3-PT FG Attempted	4, vs Mississippi Valley State, 11/9/25
FT Made	6, vs Alcorn State, 11/24/25
FT Attempted	6, vs Alcorn State, 11/27/25
Minutes	36, vs ULM, 11/30/25

NOTEABLES

FRESHMAN (2025-26)

- First career double-double against Pitt (10 points, 10 reb.) (Dec. 4).
- Named Tamika Catchings USBWA National Freshman of the Week on December 2.
- Eight points and career-high 13 rebounds against ULM (Nov. 30)
- Back-to-back 15+ point performances against Alcorn State and MTSU, which led her to being named Emerald Coast Classic MVP. Tied season-high of six blocks against MTSU (Nov. 25).
- Collected fourth straight 10+ point game in her first career start against Texas Tech (Nov. 20), finishing with 10.
- Secured season-highs of 17 points, eight rebounds and three assists against Mississippi Valley (Nov. 9).
- Collected eight points and six blocks in Mississippi State debut against Davidson (Nov. 3).
- Her six blocks were the most by any Bulldog since December 29, 2023.

PERSONAL (2025-26)

- Played four seasons at Lancaster HS under head coach Jayson Jaskier.
- Averaged 24.8 points, 12.6 rebounds, 4.5 steals, 3.6 assists and 3.0 blocks throughout her HS career.
- Collected over 2000 points and 1000 rebounds.
- Won Gold with 2024 USA Women's USA U18 National Team at 2024 Fiba U18 AmeriCup.
- One of 12 HS players to be elected to play in the 2025 USA Women's Nike Hoop Summit.
- Selected to participate in the 2025 USA Basketball U19 National Team Trials.
- Went viral during high school for throwing down in-game dunks.

FRANCIS' GAME-BY-GAME STATS

DATE	OPPONENT	GS	MIN	FG-FGA	FG%	3FG-3FGA	3FG%	FT-FTA	FT%	OFF-DEF	REB	PF	AST	TO	STL	BLK	PTS
Nov. 3	DAVIDSON		31:09	3-8	.375	0-1	.000	2-4	.500	1-3	4	3	1	3	0	6	8
Nov. 7	GEORGIA STATE		22:13	4-10	.400	0-2	.000	2-3	.667	4-2	6	3	1	4	0	1	10
Nov. 9	MISSISSIPPI VALLEY STATE		24:25	7-12	.583	1-4	.250	2-2	1.000	4-4	8	0	3	2	2	5	17
Nov. 13	JACKSON STATE		29:51	5-9	.556	0-3	.000	1-2	.500	1-1	2	4	1	1	3	3	11
Nov. 20	at Texas Tech	*	23:09	5-12	.417	0-2	.000	0-1	.000	0-4	4	5	0	3	0	1	10
Nov. 24	vs Alcorn State	*	30:31	4-6	.667	1-3	.333	6-6	1.000	2-4	6	2	4	3	3	1	15
Nov. 25	vs Middle Tennessee	*	32:32	7-11	.636	1-2	.500	2-2	1.000	3-3	6	4	3	0	1	6	17
Nov. 30	ULM	*	36:03	3-10	.300	0-1	.000	2-2	1.000	8-5	13	2	2	5	2	3	8
Dec. 4	PITT	*	29:24	4-10	.400	0-1	.000	2-4	.500	3-7	10	1	2	2	2	2	10
Dec. 7	CHARLOTTE																
Dec. 14	SOUTHERN MISS																
Dec. 17	ALABAMA STATE																
Dec. 20	at La Salle																
Dec. 28	SAMFORD																
Jan. 1	AUBURN																
Jan. 4	at Oklahoma																
Jan. 8	TENNESSEE																
Jan. 11	at Ole Miss																
Jan. 15	VANDERBILT																
Jan. 18	KENTUCKY																
Jan. 25	at Alabama																
Jan. 29	at Tennessee																
Feb. 1	MISSOURI																
Feb. 5	at South Carolina																
Feb. 12	GEORGIA																
Feb. 16	at Arkansas																
Feb. 19	FLORIDA																
Feb. 22	at Texas																
Feb. 26	at Texas A&M																
Mar. 1	LSU																

LED TEAM IN...

Category	Number of Times	Record When
Points	2	2-0
Rebounds	3	3-0
Assists	1	1-0
Blocks	6	6-0
Steals	5	5-0
Minutes	2	2-0
3 FG Made	1	1-0
FT Made	1	1-0
Plus/Minus	1	1-0

PLAYER PRODUCTION CHART

Category	25-26	Career
10+ Points	7	7
20+ Points	-	-
30+ Points	-	-
3+ 3FG Made	-	-
5+ FT Made	1	1
5+ Assists	-	-
10+ Assists	-	-
5+ Rebounds	6	6
10+ Rebounds	2	2
3+ Blocks	5	5
3+ Steals	2	2

YEAR	TEAM	GP	GS	MIN/AVG	FG-FGA	FG%	3FG-3FGA	3FG%	FT-FTA	FT%	OFF-DEF	REB	RPG	AST	APG	TO	STL	SPG	BLK	BPG	PTS	PPG	DBL	DBL
2025-26	MSU	9	5	259/28.8	42-88	47.7	3-19	15.8	19-26	73.1	26-33	59	6.6	17	1.9	23	13	1.4	28	3.1	106	11.8	1	
TOTALS		9	5	259/28.8	42-88	47.7	3-19	15.8	19-26	73.1	26-33	59	6.6	17	1.9	23	13	1.4	28	3.1	106	11.8	1	

2025-26 TV/RADIO ROSTER



1 SANIYAH KING
So. | G | 5-7 | Washington, D.C.
Howard



2 DESTINEY MCPHAUL
R-Sr. | G | 5-9 | Philadelphia, Pa.
Northwest Florida State College/Temple



4 TRAYANNA CRISP
Sr. | G | 5-8 | Goodyear, Ariz.
Arizona State/North Carolina



5 CHANDLER PRATER
Gr. | G/F | 5-10 | Kansas City, Mo.
Oklahoma State/Kansas



8 AWA FANE
Jr. | G/F | 5-8 | Thies, Senegal
Panola College



10 JAYLAH LAMPLEY
Fr. | G | 6-1 | Fishers, Ind.
Lawrence Central HS



13 ROCÍO JIMÉNEZ
R-Fr. | C | 6-7 | Elías Piña, Dominican Republic
Central Pointe Christian Academy



22 NATALIYAH GRAY
Fr. | F | 6-3 | Houston, Texas
Alief Taylor HS



23 FAITH WYLDER
So. | C | 6-6 | New York, N.Y.
Stony Brook



25 FAVOUR NWAEDOZI
Jr. | F | 6-3 | Delta, Nigeria
Mukogawa Women's University (Japan)



33 KHARYSSA RICHARDSON
Sr. | F | 6-2 | Douglasville, Ga.
Auburn/Ole Miss



40 MADISON FRANCIS
Fr. | F | 6-2 | Lancaster, N.Y.
Lancaster Central HS



SAM PURCELL
Head Coach
Fourth Season



FRED CASTRO
Associate Head Coach
Second Season



ANITA HOWARD
Assistant Coach
Second Season
















SAMANTHA WILLIAMS
Assistant Coach
Second Season



TONY DUKES
Assistant Coach/Scouting
Third Season

TV/RADIO CHART

1		SANIYAH KING Guard 5-7 So. Washington, D.C. Bishop Ireton HS Howard	GP-GS	PPG	RPG	APG	FG%	3FG%	FT%	SPG	MPG	<ul style="list-style-type: none"> Collected season-highs of eight points and four assists vs Pitt (Dec. 4), including a pair of threes. Scored five points against Texas Tech (Nov. 20) and Middle Tennessee State (Nov. 25) 2025 MEAC Rookie of the Year
		2025-26	6-0	4.3	2.2	1.3	31.0	28.6	80.0	0.8	19.7	
		CAREER	38-31	10.4	2.9	4.0	35.8	33.3	75.0	1.4	30.2	
2		DESTINEY MCPHAUL Guard 5-9 R-Sr. Philadelphia, Pa. West Catholic HS Temple Northwest Florida State CC	GP-GS	PPG	RPG	APG	FG%	3FG%	FT%	SPG	MPG	<ul style="list-style-type: none"> Career-high 22 points on 61.5 percent shooting against Pitt in 22 minutes (Dec. 4). 15 points on 75% shooting against Georgia State (Nov. 7) Scored 20 points for the first time on opening night against Davidson (Nov. 3) on 60 percent shooting.
		2025-26	9-9	12.8	3.0	2.9	56.0	37.1	78.3	1.7	29.7	
		CAREER	40-10	9.1	2.8	2.6	49.4	37.6	81.1	1.3	24.0	
4		TRAYANNA CRISP Guard 5-8 Sr. Goodyear, Ariz. Millennium HS Arizona State North Carolina	GP-GS	PPG	RPG	APG	FG%	3FG%	FT%	SPG	MPG	<ul style="list-style-type: none"> Eight points and Tied season-high of 12 against Texas Tech (Nov. 20). Scored a season-high 12 points with four rebounds, three assists and three steals vs Jackson State (Nov. 13) Tied career-high of six assists with six points vs Georgia State
		2025-26	9-9	7.3	2.1	2.6	41.5	39.4	90.0	1.0	25.3	
		CAREER	97-46	7.8	2.2	1.6	37.6	30.0	76.6	0.8	23.8	
5		CHANDLER PRATER Guard/Forward 5-10 Gr. Kansas City, Mo. North Kansas City HS Kansas Oklahoma State	GP-GS	PPG	RPG	APG	FG%	3FG%	FT%	SPG	MPG	<ul style="list-style-type: none"> 13 points and five boards vs MTSU (Nov. 20), her third 10+ point performance of the season. Seven points and six rebounds at Texas Tech (Nov. 20) Scored a career-high 25 points while tying career-high four makes from distance against Mississippi Valley (Nov. 9)
		2025-26	9-9	9.3	5.2	2.8	39.0	47.4	87.9	1.1	22.0	
		CAREER	134-57	7.2	4.5	1.8	41.4	29.9	81.7	1.1	21.8	
8		AWA FANE Guard 5-8 Jr. Thies, Senegal Life Preparatory Academy (Kan.) Panola College	GP-GS	PPG	RPG	APG	FG%	3FG%	FT%	SPG	MPG	<ul style="list-style-type: none"> Knocked down a trio of three-pointers in the second quarter against Georgia State (Nov. 7). Finished with 11 points. Spent first two seasons at the junior college level. 2025 NJCAA First Team All-American Earned 3+ steals 18 times last season.
		2025-26	7-0	3.1	1.0	0.6	50.0	44.4	.000	0.3	10.4	
		CAREER	6-0	3.1	1.0	0.6	50.0	44.4	.000	0.3	10.4	
10		JAYLAH LAMPLEY Guard 6-1 Fr. Fishers, Ind. Lawrence Central HS	GP-GS	PPG	RPG	APG	FG%	3FG%	FT%	SPG	MPG	<ul style="list-style-type: none"> Fourth 10+ point performance vs ULM (Nov. 30) Nine points and career-high 10 rebounds against Alcorn State (Nov. 24). Career-high 17 points on 7-8 shooting against Jackson State (Nov. 13).
		2025-26	9-0	8.8	4.9	0.9	49.2	42.1	50.0	1.0	20.9	
		CAREER	9-0	8.8	4.9	0.9	49.2	42.1	50.0	1.0	20.9	
13		ROCIO JIMÉNEZ Center 6-7 R-Sr. Elias Piña, Dominican Republic Central Pointe Christian Academy	GP-GS	PPG	RPG	APG	FG%	3FG%	FT%	BPG	MPG	<ul style="list-style-type: none"> Scored first career points against Mississippi Valley (Nov. 9) after earning nine points and three rebounds in five minutes. Redshirted first two seasons due to an injury sustained prior to Mississippi State. Reclassified to join the program in December of 2023.
		2025-26	5-0	1.8	0.8	0	57.1	.000	50.0	0.4	3.0	
		CAREER	5-0	1.8	0.8	0	57.1	.000	50.0	0.4	3.0	
22		NATALIYAH GRAY Forward 6-3 Fr. Houston, Texas Alief Taylor HS	GP-GS	PPG	RPG	APG	FG%	3FG%	FT%	BPG	MPG	<ul style="list-style-type: none"> Scored 15 points and collected seven rebounds, all in the second half against Mississippi Valley (Nov. 9). 91st ranked recruit in the 2025 class according to ESPN. Averaged 22.0 points, 11.7 rebounds, 2.7 blocks, 1.0 steals and 1.2 assists over high school career.
		2025-26	5-0	3.4	2.2	0.6	50.0	.000	58.3	0.2	5.8	
		CAREER	5-0	3.4	2.2	0.6	50.0	.000	58.3	0.2	5.8	
23		FAITH WYLDER Center 6-6 So. New York, N.Y. Pontomac Homeschool Christian Stony Brook	GP-GS	PPG	RPG	APG	FG%	3FG%	FT%	BPG	MPG	<ul style="list-style-type: none"> First season in the Maroon and White. Sidelined the majority of the 2024-25 season at Stony Brook due to injury.
		2025-26	3-0	0.0	0.7	0.0	.000	.000	.000	0.3	4.0	
		CAREER	9-0	0.6	0.6	0.0	40.0	.000	25.0	0.1	3.7	
25		FAVOUR NWAEDOZI Forward 6-3 Jr. Delta, Nigeria Hakuho Girls' HS (Japan) Mukogawa Women's University (Japan)	GP-GS	PPG	RPG	APG	FG%	3FG%	FT%	BPG	MPG	<ul style="list-style-type: none"> Led State with 13 and seven boards against ULM (Nov. 30) 13 points on 62.5 percent shooting vs MTSU (Nov. 25). Led team with a career-high 18 points, 15 rebounds and four assists on 75 percent shooting against Jackson State (Nov. 13) 17 points alongside 10 rebounds against Georgia State (Nov. 7)
		2025-26	9-9	11.7	9.3	1.9	58.1	.000	54.3	1.2	23.7	
		CAREER	9-9	11.7	9.3	1.9	58.1	.000	54.3	1.2	23.7	
33		KHARYSSA RICHARDSON Forward 6-2 Sr. Douglasville, Ga. New Manchester HS Auburn Ole Miss	GP-GS	PPG	RPG	APG	FG%	3FG%	FT%	BPG	MPG	<ul style="list-style-type: none"> Season-high 11 points vs ULM (Nov. 30) 10 points against Alcorn State (Nov. 24) on 50 percent shooting. Season-high nine boards against Texas Tech (Nov. 20). First season in the Maroon and White. Averaged 7.2 points and 4.7 rebounds freshman year at Auburn.
		2025-26	9-4	6.1	4.6	0.9	31.0	.000	86.4	0.6	21.6	
		CAREER	99-38	5.6	3.2	0.4	41.4	30.0	75.7	0.5	16.2	
40		MADISON FRANCIS Forward 6-2 Fr. Lancaster, N.Y. Lancaster Central HS	GP-GS	PPG	RPG	APG	FG%	3FG%	FT%	BPG	MPG	<ul style="list-style-type: none"> Tamika Catchings USBWA Freshman of the Week (Dec. 2) 3.3 BPG ranks first in the SEC and second in the nation. Back-to-back 15+ point performances, including tying season-high 17 with six blocks vs MTSU (Nov. 25) Made first career start at Texas Tech, scoring 10 (Nov. 20).
		2025-26	9-5	11.8	6.6	1.9	47.7	15.8	73.1	3.1	28.8	
		CAREER	9-5	11.8	6.6	1.9	47.7	15.8	73.1	3.1	28.8	
HC		SAM PURCELL Head Coach 4th Season ALMA MATER: Auburn	<ul style="list-style-type: none"> Entering 25-26, has won more overall games (67) and SEC games (24) than any head coach throughout their first three seasons in Bulldog history. Signed the program's second-best signing class when him and his staff inked Lampley, Francis and Gray, resulting in the 10th-ranked signing class. (2019 - 6th ranked class) Only coach to bring Mississippi State to at least one NCAA Tournament in first three seasons: He's done so twice. (2023, 2025). 									