



SOUTHERN MISS

LADY EAGLE BASKETBALL



8 NCAA TOURNAMENTS 1985, 1987, 1989, 1990, 1992, 1994, 1995, 1996 | 7 WNITS 1981, 2000, 2008, 2014, 2015, 2017, 2024
4 REGULAR SEASON TITLES 1989, 1993, 1994, 2023 | 4 CONFERENCE TOURNAMENT TITLES 1987, 1990, 1992, 1995



SOUTHERN MISS

Lady Eagles

7-3 (0-0)

Sun Belt Conference

Head Coach Missy Bilderback (Southern Miss, 2001)
Record at Southern Miss 7-3 (first season)
Division I Record 39-36 (third season)
vs. Mississippi State 0-1 (second meeting)
vs. Purcell 0-1 (second meeting)

Team Info

Last Game W, 81-73 vs. UAB (Dec. 7)
Last 10 Games 7-3 (.700)
Current NET/2024-25 186/274
2024-25 Record 10-21 (5-13 Sun Belt)

GAME ELEVEN

Date Sunday, December 14, 2025
Time 2 p.m. CT
Arena (Capacity) George Duke Humphrey Coliseum (9,100)
Site Starkville, Mississippi

TELEVISION/STREAM

Platform SEC Network+
PxP Bart Gregory
Color Analyst Brittany Lange

RADIO

Station 92.7 WFOR-FM (Southern Miss Sports Network)
PxP Jason Baker

LIVE STATS

Statbroadcast smttt.info/Stats
Media Center smttt.info/MediaWBB

SERIES HISTORY

Overall 22-25 (48th meeting)
In Conference Play 5-4 MAIAW (.556)
Sun Belt Era (Since 2022-23) 0-0 (first meeting)
At Reed Green Coliseum 14-10 (.583)
At Humphrey Coliseum 8-15 (.348)
Active Streak L8 since Dec. 14, 2013
Last 10 Games 1-9 (.100)
First Meeting Jan. 29, 1976 (L, 69-57)
Last Meeting Nov. 9, 2019 (L, 91-58)
Last Win Dec. 1, 2012 (W, 61-59)
Last Home (Streak) Dec. 1, 2012 (L3)
Last Road (Streak) Nov. 29, 2005 (L8)

MISSISSIPPI STATE

Bulldogs

9-1 (0-0)

Southeastern Conference



Head Coach Sam Purcell (Auburn, 2003)
Record at Mississippi State 76-36 (fourth season)
Division I Record 76-36 (fourth season)
vs. Southern Miss 0-0 (first meeting meeting)
vs. Bilderback 1-0 (second meeting)

Team Info

Last Game W, 89-59 vs. Charlotte (Dec. 7)
Last 10 Games 9-1 (.900)
Current NET/2024-25 41/33
2024-25 Record 22-12 (7-9 Southeastern)



STATISTICAL COMPARISON



NCAA SBC				SEC NCAA			
80.0	30	2	Scoring Offense	13	51	77.3	
69.2	277	12	Scoring Defense	5	26	54.1	
+10.8	93	6	Scoring Margin	10	29	+23.2	
.444	73	3	FG%	8	34	.469	
.411	248	10	Defensive FG%	8	29	.345	
.373	24	2	3P%	8	62	.349	
.318	256	10	Defensive 3P%	11	179	.298	
.693	190	7	FT%	11	146	.712	
40.70	75	5	Rebounds	6	30	43.40	
13.5	96	8	Off. Rebounds	12	112	13.3	
27.2	94	6	Def. Rebounds	5	28	30.1	
+3.5	136	6	Rebound Margin	4	21	+11.5	
13.1	35	2	TOs Committed	14	139	15.8	
16.50	214	12	TOs Forced	11	121	19.00	
+3.40	88	5	TO Margin	13	94	+3.20	
19.3	--	--	Points off TO	--	--	22.8	
1.05	71	1	A/TO Ratio	12	98	0.96	
13.7	159	7	Assists	9	88	15.2	
9.0	145	12	Steals	12	171	8.6	
2.6	253	9	Blocks	4	13	6.4	
16.1	101	2	Fouls	5	64	15.1	
21.9	139	9	Bench Points	5	86	25.0	

PROJECTED STARTERS	Pos.	Ht.	Yr.	Ex.	Hometown	GP-S	PPG	RPG	APG	STL	BLK	FG%	3P%	FT%	MPG
3 Jakayla JOHNSON	G	5-9	Gr.	TR	Clinton, Miss.	10-10	10.0	4.6	1.8	14	0	.480	.444	.842	23.1
Sixth-year, driving guard able to score from any level... 2024-25 First Team All-Sun Belt at ULM... Played under Bilderback at Jones JC (2020-22) and ULM (2023-25)															
8 Meloney THAMES	G	5-8	Gr.	TR	Philadelphia, Miss.	10-10	12.7	3.4	2.8	12	3	.388	.333	.613	28.3
Preseason All-Sun Belt Third Team... Two-time NJCAA All-American at Jones JC under Bilderback... Played first full DI season last year at ULM under Bilderback															
21 Carly KEATS	PG	5-7	Sr.	TR	Philadelphia, Miss.	10-10	13.0	2.6	2.9	11	1	.405	.405	.769	28.9
Reunites with Bilderback after two seasons at Arkansas... Made 21 starts last year in Fayetteville... All-region selection at Jones JC as a freshman under Bilderback															
22 Sakya WHITE	F	6-1	Gr.	TR	Tuscaloosa, Ala.	10-10	11.7	7.0	0.6	13	4	.553	--	.893	22.3
Sixth-year transfer able to average a double-double... Played under Bilderback at Jones JC (2021-23) and ULM (2024-25)... Two-time NJCAA All-American at Jones JC															
23 Hayleigh BRELAND	G	5-8	Sr.	TR	Wiggins, Miss.	10-10	10.7	3.7	2.9	12	1	.406	.382	.800	26.3
Quick guard transfer from Charlotte... Led 49ers with 11.4 points per game on 31 starts... Spent two seasons at Jackson State (2022-24) before move to Queen City															

RESERVES	Pos.	Ht.	Yr.	Ex.	Hometown	GP-S	PPG	RPG	APG	STL	BLK	FG%	3P%	FT%	MPG
0 Anaisha CARRIERE	G/F	6-3	So.	TR	Gulfport, Miss.	7-0	3.0	1.9	0.0	1	2	.529	.333	.400	8.0
2 Ramiah AUGURSON	G	6-1	Fr.	HS	Monroe, La.	10-0	3.2	1.5	0.2	5	2	.364	.000	.615	9.9
6 Brikayla GRAY	G	5-8	Gr.	TR/3L	Hebron, Miss.	10-0	3.8	3.9	1.2	10	5	.483	100	.563	18.2
10 Miriam PRINCE	G	5-7	Jr.	TR	Philadelphia, Miss.	3-0	2.0	0.3	0.3	0	0	.667	.667	--	6.7
12 Morgan SIEPER	G	6-0	Jr.	2L	Tampa, Fla.	10-0	4.6	2.0	1.1	9	0	.333	.278	100	17.1
20 Je'Mya EVANS	F	6-0	Sr.	1L	Gulfport, Miss.	9-0	2.3	2.9	0.1	1	0	.533	--	.625	6.9
32 Timya THURMAN	C	6-5	Jr.	TR	Linden, Ala.	7-0	2.9	1.7	0.0	0	4	.600	--	.500	7.9
35 Whitney HART	C	6-3	R-Fr.	RS	Baton Rouge, La.	8-0	4.4	3.6	0.0	2	4	.667	--	.500	8.3

Overall: 7-3 | Sun Belt: 0-0

Home: 6-0 | Away: 1-1 | Neutral: 0-2

Date	AP Poll	Opponent	Time/Result
NOVEMBER (6-2)			
3 Mon.	- - \$	NORTHERN ILLINOIS	W, 77-56
7 Fri.	- - +	WILLIAM CAREY	W, 92-80
10 Mon.	- -	BLUE MOUNTAIN CHRISTIAN	W, 113-39
13 Thu.	- -	at Jacksonville State	W, 67-61
18 Tue.	- -	SOUTHEASTERN	W, 86-53
22 Sat.	- -	NICHOLLS	W, 86-60
27 Thu.	- - #	vs. UAB	L, 77-72
28 Fri.	- 25 #	vs. North Carolina State	L, 110-56

DECEMBER (1-1)

1 Mon.	- -	at SMU	L, 83-70
7 Sun.	- -	UAB	W, 81-73
14 Sun.	- -	at Mississippi State	2 p.m.
18 Thu.	- - *	SOUTH ALABAMA	5 p.m.
20 Sat.	- - *	LOUISIANA	1 p.m.

JANUARY (0-0)

1 Thu.	- - *	ARKANSAS STATE	6 p.m.
3 Sat.	- - *	TROY	2 p.m.
10 Sat.	- - *	at App State	Noon
14 Wed.	- - *	at Texas State	11 a.m.
17 Sat.	- - *	at Arkansas State	2 p.m.
22 Thu.	- - *	MARSHALL	6 p.m.
24 Sat.	- - *	COASTAL CAROLINA	2 p.m.
28 Wed.	- - *	at Georgia Southern	5 p.m.
31 Sat.	- - *	at Old Dominion	Noon

FEBRUARY (0-0)

4 Wed.	- - *	JAMES MADISON	6 p.m.
7 Sat.	- - \$	at TBD	TBD
12 Thu.	- - *	ULM	5 p.m.
14 Sat.	- - *	TEXAS STATE	5 p.m.
18 Wed.	- - *	at Louisiana	6 p.m.
21 Sat.	- - *	at Troy	1 p.m.
25 Wed.	- - *	at South Alabama	5 p.m.
27 Fri.	- - *	at ULM	6:30 p.m.

MARCH (0-0)

3 Tue.	- - %	First Round	11:30 a.m. -or- 2 p.m.
4 Wed.	- - %	Second Round	11:30 a.m. -or- 2 p.m.
5 Thu.	- - %	Third Round	11:30 a.m. -or- 2 p.m.
6 Fri.	- - %	Fourth Round	11:30 a.m. -or- 2 p.m.
7 Sat.	- - %	Quarterfinals	Noon -or- 2:30 p.m.
8 Sun.	- - %	Semifinals	11:30 a.m. -or- 2 p.m.
9 Mon.	- - %	Championship	1 p.m.

ALL TIMES ARE CENTRAL AND SUBJECT TO CHANGE

! Exhibition // \$ MAC-SBC Challenge // + Education Day
Cancun Challenge – Riviera Tournament
% 2026 Visit Pensacola Sun Belt Conference Tournament
* Sun Belt Conference

ATHLETIC COMMUNICATIONS

Primary Contact Maxwell Greenough II
Email robert.greenough@usm.edu
Cell (228) 990-9620
Secondary Contact Kate Myles
Email kate.myles@usm.edu
Associate AD Jack Duggan (Southern Miss, 1989)
Assistant AD Jack MacDonald (Iowa State, 2018)
Assistant Director
Maxwell Greenough II (Southern Miss, 2022)
Graduate Assistants
Kate Myles (Mary Hardin-Baylor, 2024)
Myers Morgan (Queens (N.C.), 2024)
Zach Somdal (Troy, 2025)
Mailing Address 118 College Drive, #5017
Hattiesburg, MS 39406

UNIVERSITY INFORMATION

Location Hattiesburg, Miss. (39406)
Population 47,068 (2020)
Institution The University of Southern Mississippi
Founded March 30, 1910
Enrollment 15,226 (Fall 2024)
Nickname Lady Eagles
Colors Black & Gold
Conference Sun Belt Conference (Fourth season)
Band The Pride of Mississippi Marching Band
Mascot Seymour d'Campus
President Dr. Joe Paul
Director of Athletics Jeremy McClain
Senior Woman Administrator Sonya Varnell
Faculty Athletic Representative. .Dr. Joseph Weinberg

TEAM HISTORY

First Season 1975-76
All-Time Record (season) 838-637 (51st)
 Home 513-200
 Away 256-358
 Neutral 69-79
Conference Record 350-337
 MAIAW 23-37 (1975-81)
 Metro 96-48 (1982-95)
 C-USA 203-226 (1995-22)
 Sun Belt 28-26 (2022-present)
Regular Season Championships Four
 1989, 1993, 1994, 2023
Outright Conference Titles Two
 1993, 1994
Conference Tournament Record 43-44
 MAIAW 3-6 (Six appearances)
 Metro 20-9 (13 appearances)
 C-USA 18-26 (26 appearances)
 Sun Belt 2-3 (Three appearances)
Conference Tournament Title Games 10
 1985-87-89-90-92-95-2009-14-15-17
Conference Tournament Titles Four
 1987, 1990, 1992, 1995

POSTSEASON HISTORY

All-Time Postseason Record 15-18
NCAA Appearances Eight
 1985, 1987, 1989, 1990, 1992, 1994, 1995, 1996
NCAA Record 4-8
NCAA Sweet 16s One (1994)
WNIT Appearances Seven
 1981, 2000, 2008, 2014, 2015, 2017, 2024
WNIT Record 9-8
WNIT Super 16s Three (2008, 2015, 2024)
WNIT Great 8s One (2015)
AIAW Appearances One (1981)
AIAW Record 1-1
WBI Appearances One (2019)
WBI Record 1-1

THE BERNARD REED GREEN COLISEUM

Capacity 8,095
Year Opened 1965 (61st season)
First Game L, 66-52 vs. Belhaven; Dec. 4, 1975
Record at RGC 513-200 (.719)
Under Bilderback 6-0 (1.000)
Undefeated Seasons Three
 1988-89, 1989-90, 1993-94

2024-25 SEASON RECAP

Record 10-21 (5-13 Sun Belt)
H / A / N 8-6 / 2-11 / 0-4
Conference Finish 13th
Conference Tournament 0-1 (First Round)
Postseason None



NUMERICAL ROSTER

		Pos.	Ht.	Cl.	Ex.	Hometown	Previous School
0	Anaisha Carriere	G/F	6-3	So.	TR	Gulfport, Miss.	Mississippi State
2	Ramiah "Moonie" Augurson	G	6-1	Fr.	HS	Monroe, La.	Wossman HS
3	Jakayla Johnson	G	5-9	Gr.	TR	Clinton, Miss.	ULM
6	Brikayla Gray	G	5-8	Gr.	TR (3L)	Hebron, Miss.	ULM
8	Meloney Thames	G	5-8	Gr.	TR	Philadelphia, Miss.	ULM
10	Miriam Prince	G	5-7	Jr.	TR	Philadelphia, Miss.	ULM
12	Morgan Sieper	G	6-0	Jr.	2L	Tampa, Fla.	H.B. Plant HS
20	Je'Mya Evans	F	6-0	Sr.	1L	Gulfport, Miss.	Mississippi Gulf Coast CC
21	Carly Keats	PG	5-7	Sr.	TR	Philadelphia, Miss.	Arkansas
22	Sakyia White	F	6-1	Gr.	TR	Tuscaloosa, Ala.	ULM
23	Hayleigh Breland	G	5-8	Sr.	TR	Wiggins, Miss.	Charlotte
32	Timya Thurman	C	6-5	Jr.	TR	Linden, Ala.	Auburn
35	Whitney Hart	C	6-3	R-Fr.	RS	Baton Rouge, La.	Liberty Magnet HS

ALPHABETICAL ROSTER

		Pos.	Ht.	Cl.	Ex.	Hometown / Previous School(s)	
2	Ramiah "Moonie" Augurson	G	6-1	Fr.	HS	Monroe, La.	Wossman HS
23	Hayleigh Breland	G	5-8	Sr.	TR	Wiggins, Miss.	Charlotte
0	Anaisha Carriere	G/F	6-3	So.	TR	Gulfport, Miss.	Mississippi State
20	Je'Mya Evans	F	6-0	Sr.	1L	Gulfport, Miss.	Mississippi Gulf Coast CC
6	Brikayla Gray	G	5-8	Gr.	TR (3L)	Hebron, Miss.	ULM
35	Whitney Hart	C	6-3	R-Fr.	RS	Baton Rouge, La.	Liberty Magnet HS
3	Jakayla Johnson	G	5-9	Gr.	TR	Clinton, Miss.	ULM
21	Carly Keats	PG	5-7	Sr.	TR	Philadelphia, Miss.	Arkansas
10	Miriam Prince	G	5-7	Jr.	TR	Philadelphia, Miss.	ULM
12	Morgan Sieper	G	6-0	Jr.	2L	Tampa, Fla.	H.B. Plant HS
8	Meloney Thames	G	5-8	Gr.	TR	Philadelphia, Miss.	ULM
32	Timya Thurman	C	6-5	Jr.	TR	Linden, Ala.	Auburn
22	Sakyia White	F	6-1	Gr.	TR	Tuscaloosa, Ala.	ULM

COACHING STAFF

	Position	Alma Mater	Season (at USM)
Missy Bilderback	Head Coach	Southern Miss, 2001	First season
Lauren Pittman	Associate Head Coach	Southern Miss, 2014	First (Fourth)
Jonathan Williams	Assistant Head Coach	Faulkner, 2011	First season
Lauren Gross	Assistant Coach	Southern Miss, 2021	First season
Mack Gardner	Director of Operations	UT Martin, 2011	Fifth (Seventh)
Zakyia Weathersby	Graduate Assistant	UAB, 2021	First season
Daisha Bradford	Graduate Student Assistant	ULM, 2024	First season

SUPPORT STAFF

Julie Butler	Athletic Trainer	Southern Miss, 2018	Fourth (Eighth)
Brian King	Strength & Conditioning	Southern Miss, 2019	Second season
Kyle Degutis	Assistant Strength & Conditioning	Southern Illinois, 2024	Second season
Kylie Hall	Academic Advisor	West Alabama, 2000	First (10th)
Jason Baker	Voice of the Lady Eagles	Southern Miss, 2007	14th season
Maxwell Greenough II	Sports Information Director	Southern Miss, 2022	Fourth season
Kate Myles	Sports Information Secondary	Mary Hardin-Baylor, 2024	Second season
Ross White	Director of Creative Content	Harding, 2021	Fourth season
Madeline Holifield	Marketing	Ole Miss, 2024	First (Second)
Sarah Pazos	Marketing Secondary	Southern Miss, 2025	First season

PRONUNCIATION GUIDE

Ramiah "Moonie" AugursonRAH-MY-AH AUGER-SON	Carly Keatsrhymes with eats
Anaisha CarriereAH-NAY-SHAH CARE-EE-ER	Morgan SieperSEE-PURR
Je'Mya EvansJAH-MY-AH	Meloney ThamesMEL-OH-KNEE TIMS
Brikayla GrayBRI-KAYLA	Timya ThurmanTAH-MY-AH
Jakayla JohnsonJAH-KAYLA	Sakyia WhiteSAH-KY-AH

STARTERS RETURNING		GP-S	MIN	PTS	PPG	REB	RPG	AST	APG	TO	A/TO	STL	BLK	FGM-A	FG%	3P%	FT%
12	Morgan Sieper	31-31	965	267	8.6	93	3.0	75	2.4	62	1.21	29	10	98-284	.345	.313	.750
OTHERS RETURNING		GP-S	MIN	PTS	PPG	REB	RPG	AST	APG	TO	A/TO	STL	BLK	FGM-A	FG%	3P%	FT%
20	Je'Mya Evans	31-2	501	133	4.3	105	3.4	9	0.3	34	0.26	10	4	57-129	.442	--	.576
35	Whitney Hart																

--- DID NOT PLAY ---

STARTERS LOST		GP-S	MIN	PTS	PPG	REB	RPG	AST	APG	TO	A/TO	STL	BLK	FGM-A	FG%	3P%	FT%
45	Melyia Grayson	31-31	804	445	14.4	259	8.4	21	0.7	107	0.20	12	37	183-376	.487	.333	.727
14	Nyla Jean	30-25	1020	367	12.2	148	4.9	73	2.4	71	1.03	47	11	117-292	.401	.388	.762
11	Trinity Rowe	31-31	1025	221	7.1	64	2.1	82	2.6	69	1.19	26	0	78-206	.379	.383	.615
5	Bre Sutton	25-24	661	169	6.8	121	4.8	73	2.9	82	0.89	56	1	67-170	.394	.353	.408
TOTAL		117-111	3510	1202	38.8	592	19.1	249	8.0	329	0.76	141	49	445-1044	.426	110*	202*

*represents totals for each

OTHERS LOST		GP-S	MIN	PTS	PPG	REB	RPG	AST	APG	TO	A/TO	STL	BLK	FGM-A	FG%	3P%	FT%
0	Micah Cooper	29-6	319	75	2.6	56	1.9	24	0.8	19	1.26	7	2	33-86	.384	.571	.417
8	Jaime Gallatly	11-0	30	0	0.0	5	0.5	2	0.2	0	inf	1	0	0-5	.000	.000	--
24	Mikaylah Manley	30-4	536	164	5.5	70	2.3	34	1.1	50	0.68	17	3	68-147	.463	.364	.649
10	Samantha Shanks	28-1	275	37	1.3	30	1.1	22	0.8	28	0.79	15	0	12-50	.240	.206	.750
23	Ava Shields	15-0	63	14	0.9	2	0.1	0	0.0	2	0.00	0	1	5-12	.417	.364	--
TOTAL		113-11	1223	290	9.4	163	5.3	82	2.6	99	0.82	40	6	118-300	.393	19*	54*

*represents totals for each

PERCENTAGES	GP	GS	MIN	PTS	PPG	REB	RPG	AST	APG	TO	A/TO	STL	BLK	FGM-A	FG%	3PM	FTM
Returning Production	62	33	1466	400	12.9	198	6.4	84	2.7	96	0.88	39	14	155-413	.375	56	34
Lost Production	230	122	4733	1492	48.1	755	24.4	331	10.7	428	0.77	181	55	563-1344	.419	129	256
Returning %	21.2	21.3	23.6	21.1	20.8		20.2			18.3		17.7	20.2	21.6		30.2	12.5

DI TRANSFERS		GP-S	MIN	PTS	PPG	REB	RPG	AST	APG	TO	A/TO	STL	BLK	FGM-A	FG%	3P%	FT%
23	Hayleigh Breland	86-34	1444	514	6.0	203	2.7	123	1.4	101	1.22	66	3	184-546	.337	.289	.698
<i>at Charlotte (2024-25)</i>		<i>32-31</i>	<i>925</i>	<i>366</i>	<i>11.4</i>	<i>145</i>	<i>4.5</i>	<i>74</i>	<i>2.3</i>	<i>68</i>	<i>1.09</i>	<i>31</i>	<i>2</i>	<i>131-394</i>	<i>.332</i>	<i>.299</i>	<i>.704</i>
0	Anaisha Carriere	10-0	17	8	0.8	2	0.2	0	0.0	1	0.00	0	0	3-8	.375	.200	.333
<i>at Miss. State (2024-25)</i>		<i>10-0</i>	<i>17</i>	<i>8</i>	<i>0.8</i>	<i>2</i>	<i>0.2</i>	<i>0</i>	<i>0.0</i>	<i>1</i>	<i>0.00</i>	<i>0</i>	<i>0</i>	<i>3-8</i>	<i>.375</i>	<i>.200</i>	<i>.333</i>
6	Brikayla Gray	106-56	2454	668	6.3	491	4.6	106	1.0	118	0.90	93	22	273-633	.431	.289	.585
<i>at ULM (2024-25)</i>		<i>30-3</i>	<i>549</i>	<i>145</i>	<i>4.8</i>	<i>119</i>	<i>4.0</i>	<i>30</i>	<i>1.0</i>	<i>26</i>	<i>1.15</i>	<i>34</i>	<i>8</i>	<i>59-145</i>	<i>.407</i>	<i>.143</i>	<i>.481</i>
3	Jakayla Johnson	120-104	3195	1491	12.4	472	3.9	305	2.5	286	1.07	123	16	503-1201	.419	.341	.820
<i>at ULM (2023-25)</i>		<i>65-65</i>	<i>2028</i>	<i>1020</i>	<i>15.7</i>	<i>292</i>	<i>4.5</i>	<i>194</i>	<i>3.0</i>	<i>177</i>	<i>1.10</i>	<i>104</i>	<i>12</i>	<i>334-781</i>	<i>.428</i>	<i>.364</i>	<i>.840</i>
21	Carly Keats	89-59	2086	676	7.6	191	2.1	140	1.6	112	1.25	50	16	251-698	.360	.245	.797
<i>at Arkansas (2023-25)</i>		<i>59-31</i>	<i>1257</i>	<i>385</i>	<i>6.5</i>	<i>81</i>	<i>1.4</i>	<i>36</i>	<i>0.61</i>	<i>55</i>	<i>0.65</i>	<i>15</i>	<i>7</i>	<i>140-424</i>	<i>.330</i>	<i>.276</i>	<i>.846</i>
10	Miriam Prince	31-25	931	490	16.3	111	3.7	81	2.6	66	1.23	63	5	163-403	.404	.300	.699
<i>at ULM (2024-25)</i>		<i>1-0</i>	<i>10</i>	<i>0</i>	<i>0.0</i>	<i>1</i>	<i>1.0</i>	<i>1</i>	<i>1.0</i>	<i>0</i>	<i>1.00</i>	<i>1</i>	<i>0</i>	<i>0-2</i>	<i>.000</i>	<i>.000</i>	<i>--</i>
8	Meloney Thames	86-85	2736	1298	15.1	299	3.5	208	2.4	217	0.96	113	35	453-1269	.357	.297	.766
<i>at ULM (2024-25)</i>		<i>29-29</i>	<i>920</i>	<i>381</i>	<i>13.1</i>	<i>83</i>	<i>2.9</i>	<i>54</i>	<i>1.9</i>	<i>66</i>	<i>0.82</i>	<i>28</i>	<i>14</i>	<i>135-399</i>	<i>.338</i>	<i>.269</i>	<i>.743</i>
32	Timya Thurman	30-0	124	24	0.8	17	0.6	4	0.1	6	0.67	3	8	9-24	.375	--	.667
<i>at Auburn (2023-25)</i>		<i>30-0</i>	<i>124</i>	<i>24</i>	<i>0.8</i>	<i>17</i>	<i>0.6</i>	<i>4</i>	<i>0.1</i>	<i>6</i>	<i>0.67</i>	<i>3</i>	<i>8</i>	<i>9-24</i>	<i>.375</i>	<i>--</i>	<i>.667</i>
22	Sakyia White	150-112	3578	1747	11.6	1395	9.3	100	0.7	208	0.48	142	113	712-1302	.547	.154	.688
<i>at ULM (2024-25)</i>		<i>30-30</i>	<i>761</i>	<i>292</i>	<i>9.7</i>	<i>255</i>	<i>8.5</i>	<i>20</i>	<i>0.7</i>	<i>44</i>	<i>0.45</i>	<i>34</i>	<i>21</i>	<i>109-228</i>	<i>.478</i>	<i>.000</i>	<i>.740</i>

Career statistics listed first in bold (including junior college); Most recent school statistics listed below in italics

HIGH SCHOOL SIGNEES		Pos.	Ht.	Cl.	Ex.	Hometown / Previous School
2	Ramiah "Moonie" Augurson	G	6-1	Fr.	HS	Monroe, La. / Wossman HS



*Not to scale

2024-25 TEAM INFORMATION

Letterwinners R/L	2/10
Starters R/L	1/4
Newcomers	10 (1 HS / 0 JC / 9 TR)

ROSTER BREAKDOWN BY CLASS

Freshman	Two
Ramiah "Moonie" Augurson	
Whitney Hart (Redshirt)	

Sophomores	One
Anaisha Carriere	

Juniors	Three
Miriam Prince	
Morgan Sieper	
Timya Thurman	

Seniors	Three
Hayleigh Breland	
Je'Mya Evans	
Carly Keats	

Graduates	Four
Brikayla Gray	
Jakayla Johnson	
Meloney Thames	
Sakyia White	

ROSTER BREAKDOWN BY STATE

Florida	One
Morgan Sieper // Tampa (H.B. Plant HS)	

Alabama	Two
Timya Thurman // Linden (Linden HS)	
Sakyia White // Tuscaloosa (Central HS)	

Louisiana	Two
Ramiah "Moonie" Augurson // Monroe (Wossman HS)	
Whitney Hart // Baton Rouge (Liberty Magnet HS)	

Mississippi	Eight
Hayleigh Breland // Wiggins (Stone HS)	
Anaisha Carriere // Gulfport (Harrison Central HS)	
Je'Mya Evans // Gulfport (Harrison Central HS)	
Brikayla Gray // Hebron (West Jones HS)	
Jakayla Johnson // Clinton (Clinton HS)	
Carly Keats // Philadelphia (Neshoba Central HS)	
Miriam Prince // Philadelphia (Leake Academy)	
Meloney Thames // Philadelphia (Choctaw Central HS)	

ROSTER BREAKDOWN BY POSITION

Guards	Nine*
Ramiah "Moonie" Augurson // Freshman (HS)	
Hayleigh Breland // Senior (TR)	
Anaisha Carrere // Sophomore (TR)	
Brikayla Gray // Graduate (TR/3L)	
Jakayla Johnson // Graduate (TR)	
Carly Keats // Senior (TR)	
Miriam Prince // Junior (TR)	
Morgan Sieper // Junior (2L)	
Meloney Thames // Graduate (TR)	

Forwards	Three*
Anaisha Carriere // Sophomore (TR)	
Je'Mya Evans // Senior (1L)	
Sakyia White // Graduate (TR)	

Centers	Two
Whitney Hart // Redshirt Freshman (RS)	
Timya Thurman // Junior (TR)	

*Anaisha Carriere listed as a Guard AND Forward



PERSONAL
Full Name
..... Melissa Anne Bilderback (néé Wheat)
Born Feb. 14, 1978
Hometown Hattiesburg, Miss.
Spouse Chip Bilderback
Children Drew

EDUCATION
High School
..... Forrest County Agricultural HS, 1996
Associate's Pearl River CC, 1998
Bachelor's
Sports Administration
..... Southern Miss, 2001

PLAYING CAREER
Forrest County Agricultural HS 1993-96
Pearl River CC 1996-98

COACHING CAREER
Presbyterian Christian School 1999-15
Jones County Junior College 2015-23
Associate HC April 2015-May 2015
Head Coach 2015-2023
ULM 2023-25
Southern Miss 2025-present
(Head coach unless otherwise noted)

COACHING RECORD
Overall 719-186 (.796)
at PCS 482-117 (.805)
at JCJC 198-33 (.857)
at ULM 32-33 (.492)
at USM 7-3 (.700)

SUCCEEDED AS HEAD COACH
Sandra Sumrall Jones County JC, 2015
Brooks Donald Williams ULM, 2023
Joye Lee-McNelis Southern Miss, 2025

Missy Bilderback was named as the fifth head coach in Southern Miss women's basketball program history on March 23, 2025. A native of Hattiesburg, Miss., and alumna of The University of Southern Mississippi, Bilderback's return home was a dream realized in more ways than one.

While prepping at Forrest County Agricultural High School (Brooklyn, Miss.) just outside of the Hub City, Bilderback routinely attended some of Southern Miss' greatest games at Reed Green Coliseum. As some of the greatest Lady Eagles to ever wear the uniform made their way through Hattiesburg, Bilderback looked on from the stands.

After making her collegiate debut at Pearl River Community College (Poplarville, Miss.), Bilderback's admiration for Southern Miss and Coach Kay James only grew stronger. After a two-season career at the River that earned her the best female athlete award in 1998, she enrolled at Southern Miss and quickly got involved with the Lady Eagle program, soaking up every moment around James and her Lady Eagles.

While assisting the Lady Eagles on and off the court, Bilderback's love for basketball continued to push her towards her next step. In 1999, the first step on a decades-long path came from a surprising source: Presbyterian Christian School. At that time, PCS was a small, single-A member of the Mississippi Private School Association, and not an ideal starting spot for a young coach with aspirations of coaching at the highest levels.

However, with James' support and encouragement, Bilderback – just a senior in college at the time – took a leap of faith and accepted the offer to become the school's first girl's basketball coach. Over the next 16 years, Bilderback and the Bobcats grew together and reached heights once thought unreachable.

Slowly but surely, the college senior became a college graduate while the rookie head coach became one of the best in Mississippi. Bilderback compiled a 482-117 overall record with the Bobcats while leading the Bobcats to six MPSA/MAIS State Championships and two overall MAIS crowns in 2008 and 2014.

In 14 of their 16 seasons under Bilderback, the Bobcats posted at least 20 wins. Her success with PCS saw her earn praise from around the region. Bilderback was named the Hattiesburg American's Coach of the Year five times (2002, 2005, 2007, 2013, 2014) and coached in four MAIS All-Star Games (2001, 2003, 2006, 2016).

Eventually, it was time to make the move to the next level. Already an established entity in the high school prep circuit, Bilderback's next move and what followed it made her truly stand out from her peers. In 2015, she accepted a job at Jones County Junior College (Ellisville, Miss.) as the program's associate head coach. However, following the retirement of JC's head coach, Bilderback assumed the head role on April 29, 2015.

When she accepted the job in 2015, Jones had never been to the NJCAA National Tournament, nor had they captured an NJCAA Region 23 Tournament Title. Her first year in Ellisville was not quite one to silence the few critics that remained. Jones' record improved by just one game and the Bobcats once again fell out of the league tournament and did not win a game at the NJCAA Region 23 Tourney either.

After one year on the job, Bilderback assembled her first full signing class and did nothing short of the miraculous. The 2016-17 Jones Bobcats re-wrote the program's history books with a 30-2 season and 13-1 ledger in MACJC play, netting Bilderback and her squad the MACJC South Division title. At the league tournament on their home floor, Bilderback's squad finished a perfect 3-0 to claim the championship and continued their hot streak into the Region 23 Tournament, sweeping their way to the Region title and the program's first-ever berth in the NJCAA Tournament.

Bilderback's squad did more than just make the tournament, their statement-making season continued all the way to the Elite Eight before Jones ultimately fell 81-75 to Salt Lake City. Not just a flash in the pan either, Bilderback's breakout 2016-17 campaign was just the start of a seven-year stretch of domination in Ellisville.

From 2016 until 2023, Bilderback's squads won no less than 20 games and no fewer than 24 games in seasons not affected by COVID-19. The Bobcats rattled off seven-straight NJCAA Tournament appearances thanks to seven-consecutive Region 23 Tournament Championships. Her 2022 squad advanced to the Elite Eight again while the 2023 group set a program record and fought to the final four in Lubbock, Texas.

Her prowess in Ellisville netted her a 198-33 overall record with a gaudy 110-11 mark in MACJC/MACCC play. In eight seasons leading Jones, 30 Bobcats were named to All-MACCC teams while 20 were named to All-Region 23 teams. Twelve Bobcats earned NJCAA All-American laurels, highlighted by First Team All-Americans Alexis Tolefree (2017), Daishai Bradford (2022) and Sakyla White (2023).

In addition to their success at the junior college level, 44 players were able to earn spots on four-year rosters, including 40 on Division I squads. One of the best talent evaluators in the region and a proven talent developer, Bilderback earned the respect of coaches from around the country and fended off multiple offers to move to the next level.

Finally, after her Final Four run in 2023, Bilderback made the move to the Division I level. On March 29, 2023, she accepted the job at ULM, another program longing for success. In the previous four seasons, the Warhawks had won just 17 combined games and had not posted a winning record since 2011.

After assembling her first ULM squad – many her former stars at Jones – Bilderback quickly proved herself as one of the best turnaround coaches in the industry. A season-opening setback against Arkansas was followed by eight-straight victories, already the best in the last five years just nine games into the campaign.

The winning streaks continued, including a six-game unbeaten streak in the heart of Sun Belt Conference play that placed ULM within reach of one of the top spots in the Sun Belt Tournament. Entering the tournament, the Warhawks held the fifth seed and had not won in the conference postseason in seven years. Bilderback won her first game in the conference tournament and gave ULM its first quarterfinals appearance since 2013.

While ULM did fall short in pursuit of a conference tournament championship, the Warhawks did receive and accept a bid to play in the 2024 Postseason WNIT. ULM earned a first round bye and grabbed its first postseason win in 39 years in dominate fashion over Grambling State.

Bilderback knocked Southern Miss' Magnificent Seven out of the tournament in the next round to advance to the Postseason WNIT's Great Eight. ULM fell to Troy to end their postseason run, though the trip to the Great Eight was the program's best postseason since 1985.

ULM took a step back in 2024-25 but still managed to win 11 games and post a 7-11 Sun Belt Record. In two years in Monroe, Bilderback had won 32 games – the most in a two-year stretch at ULM since 2005. ULM earned three spots on All-Sun Belt Conference teams as Daisha Bradford (2024 second team) and Jakayla Johnson (2024 third team, 2025 first team) made names for themselves in the Sun Belt. Bradford also earned SBC Newcome of the Year honors in 2024 while Kaitlyn Manuel was named as the league's Sixth Woman of the Year

Bilderback is married to Chip Bilderback, a native of El Centro, Calif., and current head football coach at Columbia High School. The two have one son, Drew.

Season	School	Record	Conference	Notes/Postseason
1996-97	Pearl River CC	n/a		
1997-98	Pearl River CC	17-10		

Two seasons as Pearl River CC student-athlete

1998-99	Southern Miss	Student
---------	---------------	---------

Season	School	Record	Conference	Notes/Postseason
1999-00	Presbyterian Christian School	n/a		
2000-01	Presbyterian Christian School	n/a		
2001-02	Presbyterian Christian School	n/a		
2002-03	Presbyterian Christian School	n/a		
2003-04	Presbyterian Christian School	n/a		
2004-05	Presbyterian Christian School	n/a		
2005-06	Presbyterian Christian School	n/a		
2006-07	Presbyterian Christian School	30-6		District Champions
2007-08	Presbyterian Christian School	35-2		District Champions MPSA Class AAA Champions MPSA Overall Champions

2008-09	Presbyterian Christian School	25-7		
2009-10	Presbyterian Christian School	21-9		District Champions
2010-11	Presbyterian Christian School	24-8		District Champions
2011-12	Presbyterian Christian School	21-11		
2012-13	Presbyterian Christian School	29-7		District Champions
2013-14	Presbyterian Christian School	21-2		District Champions MAIS Class AAA Champions MAIS Overall Champions

2014-15	Presbyterian Christian HS	22-3		MAIS Class AAA Champions
16 seasons as PCS head coach		482-117		

Season	School	Record	Conference	Notes/Postseason
2015-16	Jones County JC	19-17	11-3 MACJC	
2016-17	Jones County JC	30-2	13-1 MACJC	South Division Champions MACJC Tournament Champions Region 23 Tournament Champions NJCAA Tournament Elite Eight
2017-18	Jones County JC	26-4	13-1 MACJC	South Division Champions MACJC Tournament Champions Region 23 Tournament Champions NJCAA Tournament Sweet 16
2018-19	Jones County JC	28-3	13-1 MACJC	South Division Champions MACJC Tournament Champions Region 23 Tournament Champions NJCAA Tournament Sweet 16
2019-20	Jones County JC	24-4	13-1 MACJC	South Division Champions MACJC Tournament Runners-Up Region 23 Tournament Champions NJCAA Tournament (canceled)
2020-21	Jones County JC	20-1	13-0 MACCC	South Division Champions Region 23 Tournament Champions NJCAA Tournament Sweet 16
2021-22	Jones County JC	25-8	10-4 MACCC	MACCC Tournament Champions Region 23 Tournament Champions NJCAA Tournament Final Four
2022-23	Jones County JC	26-4	14-0 MACCC	Regular Season Champions Region 23 Tournament Champions NJCAA Tournament Elite Eight
Eight seasons as Jones County JC head coach		198-33	100-11	Seven postseason appearances

Season	School	Record	Conference	Notes/Postseason
2023-24	ULM	21-14	10-8 Sun Belt	Postseason WNIT Great Eight
2024-25	ULM	11-19	7-11 Sun Belt	
Two seasons as ULM head coach		32-33	17-19	One postseason appearance

Season	School	Record	Conference	Notes/Postseason
2025-26	Southern Miss	7-3	0-0 Sun Belt	
First season as Southern Miss head coach		7-3	0-0	

Career Overview

Overall Head Coach Record (34th)	7189186	117-30	
Overall College Record (11th)	237-69	117-30	Eight postseason appearances
Overall Division I Record (third)	39-36	17-19	One postseason appearance

CONFERENCE HISTORY

MACJC/MACCC South Division Titles	Five
2017, 2018, 2019, 2020, 2021	
MACCC Regular Season Championships	One (2023)
MACJC/MACCC Tournament Title Games	Five
2017, 2018, 2019, 2020, 2022	
MACJC/MACCC Tournament Titles	Four
2017, 2018, 2019, 2022	

POSTSEASON HISTORY

Postseason WNIT Appearances	One
2024	
WNIT Super 16s	One (2024)
WNIT Great 8s	One (2024)
NJCAA Region 23 Tournament Titles	Seven
2017, 2018, 2019, 2020, 2021, 2022, 2023	
NJCAA Tournament Appearances	Seven
2017, 2018, 2019, 2020, 2021, 2022, 2023	
NJCAA Tournament Sweet 16	Six
2017, 2018, 2019, 2021, 2022, 2023	
NJCAA Tournament Elite Eight	Three
2017, 2022, 2023	
NJCAA Tournament Final Four	One (2022)
MPSA/MAIS State Titles	Six
2007, 2008, 2010, 2011, 2014, 2015	
MPSA/MAIS Overall Titles	Two (2008, 2014)

COACHING HONORS

Kathy Delaney-Smith Mid-Major COTY Watch List	One (2024)
NJCAA Region 23 Coach of the Year	Seven
2017, 2018, 2019, 2020, 2021, 2022, 2023	
Hattiesburg American Coach of the Year	Five
2002, 2005, 2007, 2013, 2014	
MPSA/MAIS All-Star Coach	Four
2001, 2003, 2006, 2015	

PLAYER HONORS

All-Conference	32
30 MACJC/MACCC; Three Sun Belt	
All-NJCAA Region 23	20
NJCAA All-American Selections	12
Four First Team (2017, 2021, 2022, 2023)	
One Second Team (2018)	
Two Third Team (2018, 2023)	
Five Honorable Mention (2017-18-19-22-23)	

CAREER WIN MILESTONES

Win	Date	Opponent
1	--	--
50	--	--
100	--	--
150	--	--
200	--	--
250	--	--
Game records prior to 2006-07 are unknown		
253	Oct. 30, 2006	Bowling Green W, 39-9
300	Jan. 4, 2008	Jackson Prep W, 55-37
350	Dec. 1, 2009	Simpson Academy W, 62-22
400	Dec. 16, 2011	Hancock HS W, 44-36
450	Dec. 10, 2013	at East Rankin Academy W, 46-38
482	Feb. 13, 2015	vs. Jackson Academy W, 53-37
500	Feb. 18, 2016	Hinds CC W, 71-58
550	Feb. 19, 2018	at East Central CC W, 77-64
600	Feb. 3, 2020	Hinds CC W, 70-60
650	March 3, 2022	vs. Coahoma CC W, 62-54
680	March 24, 2023	vs. Gulf Coast State W, 71-69
700	March 25, 2024	Grambling State W 102-76
719	Dec. 7, 2025	UAB W, 81-73

COLLEGE WIN MILESTONES

Win	Date	Opponent
1	Nov. 3, 2015	at Northeast Miss. CC W, 74-59
50	Nov. 3, 2017	Coahoma CC W, 106-57
100	March 5, 2019	vs. Northeast Miss. CC W, 72-61
150	Nov. 18, 2021	at Ark. State Mid-South W, 72-56
198	March 24, 2023	vs. Gulf Coast State W, 71-69
200	Nov. 16, 2023	vs. Milwaukee W, 73-67
237	Dec. 7, 2025	UAB W, 81-73



MISSISSIPPI STATE

Bulldogs

9-1 (0-0)

Southeastern Conference

UNIVERSITY INFORMATION

Location Mississippi State, Miss. (39762)
Population 4,968 (2020)
Institution Mississippi State University for Agriculture & Applied Sciences
Affiliation Mississippi Institutions of Higher Learning
Founded February 28, 1878
Enrollment 23,150 (Fall 2024)
Nickname Bulldogs
Colors Maroon & White
Conference Southeastern (since 1932*)
*does not include women's basketball
Band The Famous Maroon Band
President Dr. Mark E. Keenum
Athletic Director Zac Selmon
Website HailState.com
Main Phone (662) 325-0863
Ticket Office (662) 325-2600

COACHING STAFF

Head Coach Sam Purcell
Alma Mater Auburn, 2003
School Record 76-36 (fourth)
Career Record 76-36 (fourth)
Division I Record 76-36 (fourth)
Associate Head Coach Fred Castro
Assistants Tony Dukes, Antia Howard, Samantha Williams
Operations Amy Pryer, Jimmy Yu
Office Phone (662) 325-0198

2024-25 SEASON RECAP

Overall Record 22-12 (.647)
Home 10-4 (.714)
Away 6-7 (.462)
Neutral 6-1 (.857)
Conference Record 7-9 (.438)
Home 4-4 (.500)
Away 3-5 (.375)
Conference Finish 10th
Conference Tournament 1-1 (Second Round)
Postseason NCAA Tournament
First Round W, 59-46 vs. (8) Columbia
Second Round L, 96-59 at (1) Southern Calif.
Final NET 33
Against Southern Miss Did not play

2025-26 ROSTER OVERVIEW

Letterwinners R/L 2/10
Starters R/L 0/5
Newcomers 9
High School 3
Junior College 1
DI Transfer n/a
Other Transfers 1

SPORTS INFORMATION

Contact Will Simmons
Alma Mater Mississippi State, 2024
Email wsimmons@athletics.msstate.edu
Office n/a
Address P.O. Box 5327
Mississippi State, Mississippi 39762

ARENA INFORMATION

Name Humphrey Coliseum
Opened (Capacity) 1975 (9,100)

SOCIAL MEDIA DIRECTORY

Facebook /HailStateWBK
Instagram @hailstatewbk
Twitter @HailStateWBK

Overall: 9-1 | SEC: 0-0
Home: 7-0 | Away: 0-1 | Neutral: 2-0

Date	MSU/Opp	Opponent	Time/Result
OCTOBER (0-0)			
26 Sun.	- - !	UNION	W, 115-17
NOVEMBER (7-1)			
3 Mon.	- -	DAVIDSON	W, 66-57
7 Fri.	- -	GEORGIA STATE	W, 88-62
9 Sun.	- -	MISSISSIPPI VALLEY STATEW.	107-43
13 Thu.	- -	JACKSON STATE	W, 82-55
20 Thu.	- -	at Texas Tech	L, 69-62
24 Mon.	- - #	vs. Alcorn State	W, 65-51
25 Tue.	- - #	vs. Middle Tennessee	W, 69-47
30 Sun.	- -	ULM	W, 66-54
DECEMBER (2-0)			
4 Thu.	- - \$	PITTSBURGH	W, 79-44
7 Sun.	- -	CHARLOTTE	W, 89-59
14 Sun.	- -	SOUTHERN MISS	2 p.m.
17 Wed.	- -	ALABAMA STATE	6:30 p.m.
20 Sat.	- -	at La Salle	11 a.m.
28 Sun.	- -	SAMFORD	2 p.m.
JANUARY (0-0)			
1 Thu.	- - *	AUBURN	6:30 p.m.
4 Sun.	- 9 *	at Oklahoma	2 p.m.
8 Thu.	- 18 *	TENNESSEE	6:30 p.m.
11 Sun.	- 17 *	at Ole Miss	5 p.m.
15 Thu.	- 14 *	VANDERBILT	5:30 p.m.
18 Sun.	- 15 *	KENTUCKY	2 p.m.
25 Sun.	- RV *	at Alabama	2 p.m.
29 Thu.	- 18 *	at Tennessee	5:30 p.m.
FEBRUARY (0-0)			
1 Sun.	- - *	MISSOURI	2 p.m.
5 Thu.	- 3 *	at South Carolina	5:30 p.m.
12 Thu.	- RV *	GEORGIA	6:30 p.m.
16 Mon.	- - *	at Arkansas	6:30 p.m.
19 Thu.	- - *	FLORIDA	6:30 p.m.
22 Sun.	- 2 *	at Texas	1 p.m.
26 Thu.	- - *	at Texas A&M	7 p.m.
MARCH (0-0)			
1 Sun.	- 5 *	LSU	3 p.m.
4 Wed.	- - %	First Round	
5 Thu.	- - %	Second Round	
6 Fri.	- - %	Quarterfinals	
7 Sat.	- - %	Semifinals	
8 Sun.	- - %	Championship	

ALL TIMES ARE CENTRAL AND SUBJECT TO CHANGE

! Exhibition // \$ ACC/SEC Challenge
Emerald Coast Classic (Niceville, Fla.)
% Southeastern Conference Tournament
* Southeastern Conference

Series History

Overall 22-25 (.471)
Home 14-10 (.583)
Away 8-15 (.347)
Neutral
In Overtime 0-3 (.000)
In Double Overtime 0-1 (.000)
In Conference Play 5-4 (Mississippi AIAW)
First Meeting Jan. 29, 1976 (L, 69-57)
Last Meeting Nov. 9, 2019 (L, 91-58)
Active Streak Mississippi State W8 since Dec. 14, 2013
Bilderback vs. Mississippi State 0-1 (second meeting)
at ULM 0-1 (.000)
at Southern Miss 0-0 (First meeting)
Bilderback vs. Purcell 0-1 (second meeting)
at ULM 0-1 (.000)
at Southern Miss 0-0 (First meeting)

Combined Scoring

Most Points 192, xx (x)
Fewest Points 90, xx (x)
Average Final Score Mississippi State 70-68

Southern Miss Superlatives

Largest Win 38, Dec. 12, 1989 (W, 89-51)
Smallest Win 1 twice, last March 24, 2008 (W, 62-61)
Most Points 100, Feb. 7, 1996 (W, 100-79)
Fewest Points 40, Dec. 15, 2010 (L, 40-50)
Best Streak Eight (Dec. 4, 1978 - Jan. 10, 1987)

Mississippi State Superlatives

Largest Win 44, Dec. 14, 2018 (W, 86-42)
Smallest Win 1, Jan. 11, 1977 (W, 67-66)
Most Points 98, Nov. 20, 1998 (W, 98-94 OT)
Fewest Points 47, Dec. 10, 2006 (L, 47-57)
Best Streak Eight (Dec. 14, 2013 - Nov. 9, 2019)

By Month & Day

November 3-4 (.429)
December 9-13 (.409)
January 5-4 (.556)
February 4-3 (.572)
March 1-1 (.500)
Monday 2-2 (.500)
Tuesday 3-3 (.500)
Wednesday 5-5 (.500)
Thursday 2-3 (.400)
Friday 3-5 (.375)
Saturday 6-4 (.699)
Sunday 1-3 (.250)

PROJECTED STARTERS	Pos.	Ht.	Yr.	Hometown
2 Destiney McPHAU	R-Sr.	G	5-9	Philadelphia, Pa.
4 Trayana CRISP	Sr.	G	5-8	Goodyear, Ariz.
5 Chandler PRATER	Gr.	G/F	5-10	Kansas City, Mo.
25 Favour NWAEDOZI	Jr.	F	6-3	Delta, Nigeria
40 Madison FRANCIS	Fr.	F	6-2	Lancaster, N.Y.

RESERVES	Yr.	Pos.	Ht.	Hometown
1 Saniyah KING	So.	G	5-7	Washington, D.C.
8 Awa FANE	Jr.	G	5-8	Thies, Senegal
10 Jaylah LAMPLEY	Fr.	G	6-1	Fishers, Ind.
13 Rocio JIMÉNEZ	R-So.	C	6-7	Elias Piña, Dominican Republic
22 Nataliyah GRAY	Fr.	F	6-3	Houston, Texas
23 Faith WYLDER	So.	C	6-6	New York, N.Y.
33 Kharyssa RICHARDSON	Sr.	F	6-2	Douglasville, Ga.

GP-S	PPG	RPG	AST	STL	BLK	FG%	3P%	FT%	MPG
10-10	13.1	2.9	29	17	3	.545	.381	.760	29.6
10-10	7.7	2.0	25	10	1	.439	.432	.917	25.8
10-10	9.8	6.0	27	10	2	.423	.450	.853	22.4
10-10	12.1	9.5	17	7	12	.586	--	.543	23.8
10-6	12.0	6.6	18	14	35	.475	.136	.719	29.1

GP-S	PPG	RPG	AST	STL	BLK	FG%	3P%	FT%	MPG
7-0	3.7	2.4	11	5	0	.281	.267	.800	19.0
8-0	2.8	0.9	5	2	0	.450	.400	--	10.1
10-0	9.1	4.9	9	10	2	.521	.381	.467	20.8
6-0	1.5	0.7	0	1	2	.571	--	.500	2.7
7-0	2.7	2.0	3	2	1	.357	.000	.643	5.3
3-0	0.0	0.7	0	1	1	1.000	--	--	4.0
10-4	5.9	4.4	8	7	5	.328	.000	.792	20.6

Lady Eagles against Mississippi State

	GP-GS	MIN	MPG	FG-A	%	3P-A	%	FT-A	%	REB	RPG	A	TO	B	S	PTS	PPG
0 Anaisha Carriere	--	--	--	--	--	--	--	--	--	--	--	--	--	--	--	--	--
2 Ramiah Augurson	--	--	--	--	--	--	--	--	--	--	--	--	--	--	--	--	--
3 Jakayla Johnson	2-2	51	25.5	10-32	.313	3-9	.333	5-9	.556	10	5.0	5	4	0	6	28	14.0
6 Brikayla Gray	1-0	17	17.0	4-7	.572	0-0	--	2-3	.667	6	6.0	0	0	0	2	10	10.0
8 Meloney Thames	1-1	32	32.0	3-9	.333	0-6	.000	0-0	--	5	5.0	0	4	0	2	6	6.0
10 Miriam Prince	0-0	--	--	--	--	--	--	--	--	--	--	--	--	--	--	--	--
12 Morgan Sieper	--	--	--	--	--	--	--	--	--	--	--	--	--	--	--	--	--
20 Je'Mya Evans	--	--	--	--	--	--	--	--	--	--	--	--	--	--	--	--	--
21 Carly Keats	1-1	37	37.0	4-11	.364	3-8	.375	1-1	1.000	0	0.0	1	3	0	0	12	12.0
22 Sakyia White	1-1	27	27.0	2-6	.333	0-0	--	5-5	1.000	5	5.0	2	1	0	1	9	9.0
23 Hayleigh Breland	1-0	25	25.0	6-12	.500	3-6	.500	0-0	--	3	3.0	6	2	0	1	15	15.0
32 Timya Thurman	1-0	3	3.0	0-0	--	0-0	--	0-0	--	0	0.0	0	0	0	0	0	0.0
35 Whitney Hart	--	--	--	--	--	--	--	--	--	--	--	--	--	--	--	--	--
Totals	8-5	192	24.0	29-77	.377	9-29	.310	13-18	.722	29	3.6	14	14	0	12	80	10.0

Bulldogs against Southern Miss

	GP-GS	MIN	MPG	FG-A	%	3P-A	%	FT-A	%	REB	RPG	A	TO	B	S	PTS	PPG
1 Saniyah King	--	--	--	--	--	--	--	--	--	--	--	--	--	--	--	--	--
2 Destiny McPhaul	--	--	--	--	--	--	--	--	--	--	--	--	--	--	--	--	--
4 Trayana Crisp	--	--	--	--	--	--	--	--	--	--	--	--	--	--	--	--	--
5 Chandler Prater	--	--	--	--	--	--	--	--	--	--	--	--	--	--	--	--	--
8 Awa Fane	--	--	--	--	--	--	--	--	--	--	--	--	--	--	--	--	--
10 Jaylah Lampley	--	--	--	--	--	--	--	--	--	--	--	--	--	--	--	--	--
13 Rocío Jiménez	--	--	--	--	--	--	--	--	--	--	--	--	--	--	--	--	--
22 Nataliyah Gray	--	--	--	--	--	--	--	--	--	--	--	--	--	--	--	--	--
23 Faith Wylder	--	--	--	--	--	--	--	--	--	--	--	--	--	--	--	--	--
25 Favour Nwaedozi	--	--	--	--	--	--	--	--	--	--	--	--	--	--	--	--	--
33 Kharyssa Richardson	1-0	22	22.0	3-8	.375	0-0	--	1-1	1.000	3	3.0	0	2	0	3	7	7.0
40 Madison Francis	--	--	--	--	--	--	--	--	--	--	--	--	--	--	--	--	--
Totals	1-0	22	22.0	3-8	.375	0-0	--	1-1	1.000	3	3.0	0	2	0	3	7	7.0

Southern Miss Individual Records

Points
Game 31 by Patricia Nash (Feb. 7, 1996)
Career 127 by Nancy Faulk (1977-81)

Rebounds
Game 17 by Patricia Nash (Feb. 7, 1996)
Career 59 by Vera Perry (1989-92)

Assists
Game 14 by Kim DeDeaux (Feb. 15, 1979)
Career 36 by Renee Magee (1986-90)

Steals
Game 8 by Shirley Jones (Jan. 21, 1981)
Career 25 by Shirley Jones (1977-81)

Blocks
Game 4 by Brenda Williams (Dec. 17, 1986)
..... 4 by Stephanie Helgeson (March 24, 2008)
Career 8 by Stephanie Helgeson (2007-09)

Field Goal Percentage (10 made)
Game 73.3% (11-of-15) by Nancy Faulk (Feb. 2, 1980)
Career 66.7% (16-of-24) by Janice felder (1990-92)

Three-Pointers
Game 4 by LaShonda Jackson-Smith (Nov. 22, 1996)
..... 4 by Pauline Love (Nov. 29, 2007)
..... 4 by Kendra Reed (Dec. 16, 2008)
Career 9 by Kendra Reed (2005-09)

Free Throws
Game 9 by Gina Griffin (Jan. 31, 1990)
..... 9 by Tanya Bullock (Nov. 30, 1991)
..... 9 by Tanecka Carey (Dec. 16, 2011)
Career 35 by Nancy Faulk (1977-81)

Games Played
Career 8 by Gina Griffin (1985-90)
..... 8 by Renee Magee (1986-90)

Games Started
Career 8 by Renee Magee (1986-90)

Southern Miss Team Records

Points
Game 100 - Feb. 7, 1996 (Hattiesburg)

Rebounds
Game 68 - Feb. 7, 1996 (Hattiesburg)

Assists
Game 26 - Feb. 15, 1979 (Hattiesburg)

Steals
Game 25 - Jan. 12, 1981 (Hattiesburg)

Blocks
Game 7 - Dec. 17, 1986 (Hattiesburg)
..... 7 - Dec. 1, 2012 (Hattiesburg)

Field Goals Made
Game 39 - Dec. 4, 1978 (Starkville)
..... 39 - Dec. 12, 1989 (Hattiesburg)

Field Goals Attempted
Game 91 - Feb. 7, 1996 (Hattiesburg)

Field Goal Percentage
Game 60.9% (39-of-64) - Dec. 4, 1978 (Starkville)
..... 60.9% (39-of-64) - Dec. 12, 1989 (Hattiesburg)

Three Pointers Made
Game 7 - Dec. 16, 2008 (Hattiesburg)

Three Pointers Attempted
Game 21 - Dec. 1, 1995 (Starkville)

Free Throws Made
Game 28 - Jan. 21, 1981 (Hattiesburg)

Free Throws Attempted
Game 39 - Jan. 21, 1981 (Hattiesburg)

Free Throw Percentage
Game 83.3% (20-of-24) - Jan. 6, 1978 (Hattiesburg)
..... 83.3% (20-of-24) - Dec. 16, 2015 (Starkville)

All-Time Series Meetings

Year	Date	USM/MSU	W/L	Score		Location
1976	J 29	-/-	L	57-69	*	Hattiesburg
1976	F 21	-/-	L	54-67		Starkville
1977	J 11	-/-	L	66-67	*	Hattiesburg
1978	J 6	-/-	W	90-74	*	Hattiesburg
1978	J 30	-/-	L	68-74	*	Starkville
1978	D 4	-/-	W	86-58	*	Starkville
1979	F 15	-/-	W	85-68	*	Hattiesburg
1980	F 2	-/-	W	90-79	*	Starkville
1981	J 21	-/-	W	90-84	*	Hattiesburg
1984	D 8	-/-	W	85-79		Starkville
1985	D 7	-/-	W	63-62		Hattiesburg
1986	D 17	-/-	W	60-57		Hattiesburg
1987	J 10	-/-	W	58-55		Starkville
1987	D 5	-/-	L	55-64		Hattiesburg
1988	F 17	-/-	L	60-65		Starkville
1988	D 8	-/-	W	86-73		Starkville
1989	J 13	-/-	W	86-74		Hattiesburg
1989	D 12	25/NR	W	89-51		Hattiesburg
1990	J 31	18/NR	W	83-64		Starkville
1990	D 18	-/-	W	75-51		Hattiesburg
1991	F 20	-/-	W	65-50		Starkville
1991	N 30	-/-	W	89-74		Hattiesburg
1992	J 9	-/-	L (OT)	68-72		Starkville
1995	D 1	-/-	L	69-89		Starkville
1996	F 7	-/-	W	100-79		Hattiesburg
1996	N 22	-/-	W	80-73		Hattiesburg
1997	F 5	-/-	L	66-76		Starkville
1998	N 20	-/-	L (OT)	94-98		Hattiesburg
1999	D 5	-/-	L	61-82		Starkville
2000	D 19	-/-	L	53-68		Hattiesburg
2005	N 29	-/-	W	64-57		Starkville
2006	D 10	-/-	W	57-47		Hattiesburg
2007	N 29	-/-	L	56-77		Starkville
2008	M 24	-/-	W	62-61	1	Hattiesburg
2008	D 16	-/-	L	61-72		Hattiesburg
2009	D 2	-/-	L	52-85		Starkville
2010	D 15	-/-	L	40-50		Hattiesburg
2011	D 16	-/-	L	57-71		Starkville
2012	D 1	-/-	W	61-59		Hattiesburg
2013	D 14	-/-	L	61-71		Starkville
2014	M 24	-/-	L (2OT)	66-74	1	Starkville
2014	D 14	-/-	L	46-73		Hattiesburg
2015	D 16	-/-	L	65-78		Starkville
2016	D 9	NR/5	L	60-72		Hattiesburg
2017	N 19	NR/7	L	69-91		Starkville
2018	D 14	NR/5	L	42-86		Hattiesburg
2019	N 9	-/-	L	58-91		Starkville
2020	D 12	-/-		CANCELED		Hattiesburg

1 - Postseason WNIT
* Mississippi AIAW
Southern Miss AP Rank /Opponent AP Rank
Postseason

SATURDAY 13	SUNDAY 14	MONDAY 15	TUESDAY 16	WEDNESDAY 17	THURSDAY 18	FRIDAY 19	SATURDAY 20
- TRAVEL DAY -	2 p.m. Southern Miss at Mississippi State	Noon Golden Eagle Hotline at Walk-On's	10 a.m. Practice	10 a.m. Practice	5 p.m. Southern Miss vs. South Alabama	TBD Practice	1 p.m. Southern Miss vs. Louisiana
Coaches available upon request. No player media availability	Postgame media availability to take place in-person in men's film room.	- OFF DAY - No media availability	Players and coaches available upon request	Players and coaches available upon request	Postgame media availability to take place in-person in women's film room.	Players and coaches available upon request	Postgame media availability to take place in-person in women's film room.



Maxwell Greenough II

Assistant Director of
Athletic Communications

Alma Mater.....Southern Miss, '22 '24

Email.....robert.greenough@usm.edu

Cell.....(228) 990-9620

Office.....(601) 266-4503

Credentials

Media outlets interesting in covering Southern Miss women's basketball on either a season or individual-game basis should submit applications for credentials through the Southern Miss Athletics Communications Office. Email women's basketball contact **Maxwell Greenough** at for any and all credential requests.

Press seating at Reed Green Coliseum is located above the visiting team tunnel on the southwest corner. Media members are welcome to make their way to the baseline for photography during the game.

Interviews

Coach Bilderback and no more than two players will be made available after all home games in either the men's or women's basketball film room.

For interviews outside of the provided player and coaches, please contact **Maxwell Greenough** at least two days prior.

Parking

In standalone women's basketball games, parking is available on a first-come, first-serve basis around the M.K. Turk Circle, Kay James Drive, Wellness Center Lot, Payne Center Lot and Pete Taylor Park Lot.

When Southern Miss men's and women's basketball are playing a doubleheader, men's basketball parking passes will be required to park in M.K. Turk Circle, Kay James Drive, Wellness Center Lot, Pete Taylor Park Lot and Sports Field Lot.

Lady Eagle Basketball Hotline

Head coach Missy Bilderback, or another representative of Southern Miss women's basketball, will be at Walk-On's Sports Bistreaux, located at 4400 Hardy Street, in Hattiesburg, on Mondays beginning on Dec. 8 & 15 and then returning Jan. 5.

Recording times are from Noon to 1 p.m. in front of a live audience. Media interested in covering the Lady Eagles are welcome to attend.

Contact Information

Primary Contact.....Maxwell Greenough II

Email.....robert.greenough@usm.edu

Cell.....(228) 990-9620

Office.....(601) 266-4503

Associate AD.....Jack Duggan (Southern Miss, 1989)

Assistant AD.....Jack MacDonald (Iowa State, 2018)

Assistant Director.....Maxwell Greenough II (Southern Miss, 2022)

Graduate Assistants.....

.....Kate Myles (Mary Hardin-Baylor, 2024)

.....Myles Morgan (Queens, 2024)

.....Zach Somdal (Troy, 2025)

Mailing Address.....118 College Drive, #5017

.....Hattiesburg, MS 39406


An Ode to Joye, by Maxwell Greenough II

As we begin the 51st season of Southern Miss women's basketball, I would be remiss not to celebrate the life and legacy of **Joye Lee-McNelis**. Even with her brash outer shell and fiery competitive spirit, Coach McNelis wore many hats: wife, mother, Christian, friend, coach, colleague, mentor and, perhaps her favorite, Yaya. To me, she was an always encouraging guide to a young SID learning how to do the job, I could not, in retrospect, ask for a better first coach to work under than Joye Lee-McNelis. Though my four years working with her are just a fraction of her time on earth and in coaching, she quickly grew from a colleague, into a mentor and finally, into friend. Early on, we had both bonded over the fact we were each from South Mississippi towns "no bigger than a flea fart" as she said.

Coach McNelis was a lot of things to lots of people - lots and lots of people as I came to know over time. Everywhere we went, she could find someone in the crowd she already knew and just as easily turn every stranger into a long lost friend. I will admit, the few times I witnessed her on the recruiting trail, I was tempted to offer myself up for a spot on the team; she was that convincing and genuine when talking to her recruits and to her team. A true program builder, she knew just where to lay the foundations of each of her teams. At just 28 years old, she was named head coach at a major program in Memphis State. At this point, 34 years later, she had fine-tuned her style to meet the needs of everyone. However, it took guts to play for Joye Lee-McNelis, and that only makes sense knowing how hard she fought just to be there each day.

As many people know, Coach McNelis fought off lung cancer for over seven years before eventually passing away on June 23, 2025. It's that battle that inspired thousands of people and put a face to the word tenacity, because Coach McNelis had every opportunity to retire, to quit, to throw in the towel and go about her treatments. But that's not Joye. That's not Coach McNelis. Stubborn to the end and never on time for anything that she wasn't drug to by her DOBO, it didn't come as a surprise to us when Coach continued to fight each day, even as her cancer recurred in 2023 and as she started chemotherapy treatments in 2024. Over the course of this battle, she won a conference title, made the WNIT Super 16, was named as the USBWA's Pat Summitt Most Courageous Award winner, was inducted into the Southern Miss Legends Club, named as the USA TODAY Mississippi Woman of the Year and inducted into the Memphis Sports Hall of Fame. However, we knew her time was coming. Around the new year, after coming back from death's door, Coach McNelis began to plan her retirement - a day she hoped was years away, but now knew was rapidly approaching. When we announced her retirement on Feb. 25, 2025, the outpouring of love and admiration from around the country was truly overwhelming. I saw now why she wanted to hold on to coaching and how much she meant to so many people in the sport.

In her final game at Reed Green Coliseum, the team used her as motivation to rally for a comeback win over Louisiana, leading to a standing ovation as she addressed the crowd one last time with not a dry eye to be found in the building. After the season was over, she continued



Joye Lee-McNelis
1962-2025

her battle and even got to spend some time as Yaya - the name given to her by her granddaughters - and enjoy her retirement. However, the cancer never stopped and her body grew tired. On multiple occasions, the doctors said she had days to live, but she continued to stubbornly hang on. She celebrated her 63rd birthday on June 2, 2025, before being taken to the emergency room and eventually the Asbury Hospice Home in Hattiesburg. As her strength waned, former players, coaches and legends from around the country came to see her, letting her hold court one last time. On the afternoon of June 23, 2025, Coach McNelis passed away, finally free from the pain that cancer had placed on her.

Ahead of her funeral later that week, the women's basketball world mourned, and then began to celebrate the life of Coach McNelis. A lot of us were adjusting to a world without her, but one thing was constant - we were all thankful for being in the world with her. I am truly grateful for the love and respect she gave me as a young SID, not because she had to, but because that's what good people did and Coach McNelis was one of the best. Rest easy, my friend. You ran your race better than anyone else.

###

For those still wishing to support the #McNelisStrong cause and her personal charity - the Forrest General Patient Navigation Program - you can donate today by visiting smttt.info/McNelisStrong.

The Patient Navigation Fund supports cancer patients in the Hattiesburg area by providing transportation and mobility assistance to those in need. As a patient at the Forrest General Cancer Center over the last seven years, Coach McNelis found a special place in her heart for patients giving their all to fight cancer but lacking cars of their own or even a consistent person to help in getting them to and from appointments. Since 2017, Coach McNelis worked to support the fund's mission through fundraising and donations through her advocacy. Coach's life and advocacy continues to live on through the Patient Navigation Fund today.

Official Basketball Box Score -- Game Totals -- Final Statistics
Southern Miss vs Mississippi State
11/09/19 2 p.m. at Starkville, Miss. (Humphrey Coliseum)

Southern Miss 58 • 1-1

##	Player		Total			3-Ptr	Rebounds			PF		TP		A	TO	Blk	Stl	Min
			FG-FGA	FG-FGA	FT-FTA	Off	Def	Tot	Off					Def	Tot			
34	LEAPHART, Respect	f	2-8	0-0	2-2	3	1	4	3	6	0	0	0	0	0	0	20	
15	LANDING, Amber	c	0-0	0-0	0-0	1	2	3	3	0	0	3	1	0	0	5		
05	HAILES, Shonte	g	8-15	2-7	0-4	0	1	1	1	18	0	1	0	0	0	34		
21	ALMOND, Daishai	g	2-5	0-0	0-1	0	1	1	3	4	3	5	0	1	1	18		
25	MAYZE, Alarie	g	1-1	0-0	0-2	1	0	1	2	2	2	5	0	2	28			
00	ANDERSON, Camille		0-0	0-0	0-0	1	0	1	0	0	1	0	0	0	3			
02	KENNEDY, Allie		0-5	0-3	0-0	0	1	1	3	0	1	3	0	1	14			
03	GIBBS, Liz		2-5	0-0	2-2	0	0	0	4	6	2	3	0	0	13			
04	SMITH, Destiny		0-2	0-0	1-2	0	0	0	1	1	0	0	0	0	5			
11	SMALLWOOD, Jalise		0-1	0-0	0-0	0	0	0	2	0	1	0	0	1	10			
12	CARTER, Imani		4-6	0-0	1-2	0	2	2	1	9	0	2	1	0	25			
42	JONES, Kelsey		4-9	0-0	4-4	2	3	5	4	12	1	5	0	0	25			
Team						3	6	9					1					
Totals			23-57	2-10	10-19	11	17	28	27	58	11	28	2	5	1	200		
1st - FG %:			6-9	66.7%	2nd: 5-14	35.7%	3rd: 5-18	27.8%	4th: 7-16	43.8%	Game: 23-57	40.4%	Deadball					
3FG %:			0-2	0.0%	1-2	50.0%	0-3	0.0%	1-3	33.3%	2-10	20.0%	Rebounds					
FT %:			7-10	70.0%	2-2	100.0%	0-2	0.0%	1-5	20.0%	10-19	52.6%	3					

Mississippi State 91 • 1-0

		Total			3-Ptr	Rebounds									
##	Player		FG-FGA	FG-FGA	FT-FTA	Off	Def	Tot	PF	TP	A	TO	Blk	Stl	Min
04	Jessika Carter	f	5-8	0-0	2-3	3	6	9	2	12	0	1	3	1	24
05	Rickea Jackson	f	1-5	0-1	0-0	2	2	4	2	2	1	2	1	1	27
55	Chloe Bibby	f	5-7	2-3	4-4	2	4	6	1	16	1	0	0	0	25
01	Myah Taylor	g	2-2	0-0	4-4	0	2	2	5	8	3	4	0	3	20
24	Jordan Danberry	g	5-5	0-0	4-4	0	2	2	2	14	3	2	0	3	15
00	Jayla Hemingway		1-4	0-2	1-2	0	2	2	1	3	1	0	0	0	11
02	Andra Espinoza-Hunte		0-1	0-0	0-0	0	0	0	0	0	0	0	0	1	12
03	Aliyah Matharu		2-7	1-3	5-8	1	2	3	2	10	1	7	0	2	15
10	JaMya Mingo-Young		4-5	1-1	5-7	3	3	6	1	14	1	1	0	2	17
11	Xaria Wiggins		4-9	0-3	0-2	0	3	3	2	8	0	2	0	0	15
13	Promise Taylor		2-2	0-0	0-0	2	1	3	2	4	1	2	1	3	14
20	Yemiyah Morris		0-2	0-0	0-2	1	0	1	0	0	0	0	4	0	5
Team						0	2	2							
Totals			31-57	4-13	25-36	14	29	43	20	91	12	21	9	16	200
1st - FG %:			8-15	53.3%	2nd: 8-16	50.0%	3rd: 9-14	64.3%	4th: 6-12	50.0%	Game: 31-57	54.4%	Deadball		
3FG %:			2-4	50.0%	1-4	25.0%	0-1	0.0%	1-4	25.0%	4-13	30.8%	Rebounds		
FT %:			4-5	80.0%	10-13	76.9%	9-12	75.0%	2-6	33.3%	25-36	69.4%	6		

Officials: Starr Jefferson, Darren McClure, Gina Cross
 Technical fouls: Southern Miss-None. Mississippi State-None.
 Attendance: 7591

Score by periods	1st	2nd	3rd	4th	Total
Southern Miss	19	13	10	16	58
Mississippi State	22	27	27	15	91

STARKVILLE, Miss. - The Lady Eagles were led by Shonte Hailes and Starkville native Kelsey Jones, but Southern Miss (1-1) fell to the No. 10-ranked Bulldogs of Mississippi State (1-0) on Saturday afternoon in Humphrey Coliseum, 91-58.

Jakayla Southern Miss started out strong, winning the tip and having the first basket of the game scored by Shonte Hailes. The first quarter seemed like the full half instead of a 10 minute sliver because of the intensity on the court. Mississippi State held a slim 22-19 lead in that first quarter and ended up with a 49-32 edge at the half. The game got away from the Lady Eagles when the Bulldogs put up 27 points in the third. Southern Miss made a push back in the fourth and outscored MSU 16-15, but their fate was sealed. Despite the loss, the Lady Eagles played hard and never showed any quit.

The Lady Eagles were led by senior Shonte Hailes who had 18 points. Former Starkville High standout Kelsey Jones had 12 points and five rebounds. Daishai Almond led the team in assists with three. Imani Carter had a standout performance as she scored a career best nine points on 4-of-6 shooting and recorded one block. Freshman Liz Gibbs also made her name known tonight as she left the court going 2-for-5 overall and 2-for-2 from the free throw line. She also recorded two assists.

Head Coach Joye Lee-McNelis:

"That was the longest first quarter I've ever been a part of, it felt like the first half as hard as we played. I think we played as well as we could have in that first quarter and that's the truth of the matter. We played extremely well and we were within striking distance. I think the second and third quarters were the total opposite; they took control. I told them in the fourth quarter 'this is out of control, this is our goal: we've got to win the fourth quarter' and we did. We won it by one point. I told them 'the score is 0-0' and I told Shonte Hailes, 'this is your ball club and right now you've got to run the show, you've got to take control' and I thought she did a really good job."

"Imani and Liz were the two this week in practice that were difference makers. Liz can beat anybody off a bounce, it's just her decision making once she beats them and that's just being a freshman. We don't have anyone else that's a bucket-getter. It's truly Liz Gibbs. Liz does a great job of getting to the rim, she has great body control, she is shifty and the bottom line against a team like Mississippi State is you've got to have somebody who can be a bucket-getter. Liz Gibbs was that player. Imani has continued to make strides and I told her before the game she needed to be ready. I thought she did a great job. I felt like the two of them were major keys for us; Liz gave a punch of energy and Imani made drives to the basket, made good decisions with the ball in her hands... they were the super subs in this game."

The Lady Eagles Record When...

	2025-26	STK	Bilderback
Overall	7-3	W1	7-3
Home	6-0	W7	6-0
Away	1-1	L1	1-1
Neutral	0-2	L7	0-2
Conference	0-0	W1	0-0
Home	0-0	W1	0-0
Away	0-0	L4	0-0
Nonconference	7-3	W1	7-3
Home	6-0	W19	6-0
Away	1-1	L1	1-1
Neutral	0-2	L6	0-2
Overtime	0-0	W1	0-0
Postseason	0-0	L2	0-0
Home	0-0	W2	0-0
Away	0-0	L2	0-0
Neutral	0-0	L2	0-0
Ranked Opponent	0-1	L2	0-1
Leading at Half	6-0	W9	6-0
Trailing at Half	1-3	L3	1-3
Tied at Half	0-0	W2	0-0
Scoring <60	0-1	L6	0-1
Scoring 60-69	1-0	W2	1-0
Scoring 70-79	1-2	L2	1-2
Scoring 80-89	3-0	W14	3-0
Scoring 90+	2-0	W28	2-0
Opponent scores <50	1-0	W2	1-0
Opponent scores 50-59	2-0	W4	2-0
Opponent scores 60-69	2-0	W2	2-0
Opponent scores 70-79	1-1	W1	1-1
Opponent scores 80+	1-2	L2	1-2
1-5 Point Margin	0-1	L4	0-1
6-10 Point Margin	2-0	W2	2-0
11-15 Point Margin	1-1	L1	1-1
16+ Point Margin	4-1	L1	4-1
5+ Double-Figures	2-0	W4	2-0
Four Double-Figures	1-1	L1	1-1
Three Double-Figures	3-2	W1	3-2
Two Double-Figures	1-0	W1	1-0
One Double-Figure	0-0	L5	0-0
No Double-Figures	0-0	L6	0-0
Outrebound Opponent	4-1	L1	4-1
Fewer Boards than Opp.	2-2	W1	2-2
<30 Boards	0-1	L9	0-1
30-39 Boards	3-1	W1	3-1
40-44 Boards	2-0	W3	2-0
45-49 Boards	0-1	L2	0-1
50+ Boards	2-0	W21	2-0
Better FG%	6-0	W7	6-0
Worse FG%	1-3	L3	1-3
Shooting 50%+	3-0	W10	3-0
40-49.9%	2-2	L2	2-2
30-39.9%	2-1	L1	2-1
<30%	0-0	L2	0-0
Opponent over 40%	3-3	W1	3-3
Opponent under 40%	4-0	W5	4-0
Fewer TOs	7-1	W1	7-1
More TOs	0-2	L3	0-2
Fewer Fouls	4-0	W5	4-0
More Fouls	3-3	L3	3-3
Morning Tip (8-11:59)	1-0	W1	1-0
Afternoon Tip (12-5:59)	3-1	W1	3-1
Evening Tip (6 & later)	3-2	L2	3-2
November	6-2	L2	6-2
December	1-1	W1	1-1
January	0-0	W2	0-0
February	0-0	W1	0-0
March	0-0	L2	0-0
Monday	2-1	L1	2-1
Tuesday	1-0	W1	1-0
Wednesday	0-0	L5	0-0
Thursday	1-1	L1	1-1
Friday	1-1	L1	1-1
Saturday	1-0	W1	1-0
Sunday	1-0	W4	1-0

THIS DAY IN LADY EAGLE HISTORY

DEC. 14 Record (H/A/N)1-4 (0-3 / 1-1 / 0-0)
Streak.....L3
Last Time...L, 86-42 vs. #5 Mississippi State

All-Time Results on December 14

Year	Opponent	W/L	Score
1991	#16 Auburn	L	73-78
1996	at New Orleans	W	81-76
2013	at Mississippi State	L	61-71
2014	Mississippi State	L	46-73
2018	#5 Mississippi State	L	42-86
2025	at Mississippi State		

MISSISSIPPI STATE'S
SAM PURCELL

Purcell is in his fourth year in Starkville and has posted 20-win seasons in each year with the Bulldogs. An experienced recruiter, Purcell has brought in Top 20 classes each season at Mississippi State and had all nine of his classes at Louisville (2013-22) ranked inside the top 15.



PERSONAL

Hometown..... Dalton, Ga.
Alma Mater..... Auburn, 2003
Year in Coaching.....26th
As a Head Coach.....Fourth

PLAYING CAREER

Southern Union State CC (Ala.) 1999-00

COACHING CAREER

Auburn.....2000-05
Student Manager2000-03
Video Coordinator/Admin. Assistant2003-05
Tulsa (Assistant).....2005-07
Georgia Tech.....2007-13
Video Coordinator.....2007-09
Assistant Coach.....2009-13
Louisville.....2013-22
Assistant.....2013-17
Associate.....2017-22
Mississippi State.....2022-present
(head coach unless otherwise noted)

COACHING RECORD

Overall.....604-233 (.722)
Auburn (2000-05).....94-58 (.618)
Tulsa (2005-07).....37-25 (.597)
Georgia Tech (2007-13).....131-66 (.665)
Louisville (2013-22).....266-48 (.847)
Mississippi State (2022-present).....76-36 (.679)

ASSISTANT UNDER

Joe Ciampi.....Auburn, 2000-04
Neil Fortner.....Auburn, 2004-05
Charlene Thomas-Swinson.....Tulsa, 2005-07
MaChelle Joseph.....Georgia Tech, 2007-13
Jeff Walz.....Louisville, 2013-22

GAME ELEVEN - SOUTHERN MISS AT MISSISSIPPI STATE

Southern Miss travels to Starkville, Miss., for its final nonconference game of the 2025 calendar year - the Lady Eagles still have a to-be-named opponent in the MAC-SBC Challenge on Feb. 10, completing nonconference play. The game renews one of the Lady Eagles' most storied rivalries against in-state foe Mississippi State. Sunday's game is the first meeting since Nov. 9, 2019, which was the last of 17 straight meetings from 2005-2019, which included two meetings in the Postseason WNIT in 2008 and 2014.

Mississippi State leads the all-time series 25-22 after winning the last eight. Southern Miss is looking for its first win in Starkville since 2005. In fact, three current Lady Eagles were not born the last time Southern Miss won in Humphrey Coliseum: Ramiah Augurson (2007), Anaisha Carriere (2006) and Whitney Hart (2007)

Tipoff between the Lady Eagles and Bulldogs is set for 2 p.m. CT with airings on SEC Network+ and the Southern Miss Sports Network. Jason Baker opens the Lady Eagle Basketball Courtside Show at 1:30 p.m. CT (Color) with Bart Gregory (PxP) and Brittany Lange (Color) anchoring the SEC Network+ broadcast.

ABOUT SOUTHERN MISS

First-year head coach Missy Bilderback, the fifth head coach in school history, is back in her hometown to lead her alma mater. Bilderback has won at every level she's coached at so far, beginning with the MAIS high school level at Presbyterian Christian School, then at the NJCAA Division I level at Jones County JC/Jones College and most recently at fellow Sun Belt Conference member ULM.

Just three players and two letterwinners return from last year's Lady Eagle squad and are bolstered by 10 newcomers. Bilderback brought with her associate head coach Lauren Pittman and assistant coach Lauren Gross from ULM while adding former Mississippi Gulf Coast CC/Jackson State/Charlotte assistant Jonathan Williams as assistant head coach and retaining Southern Miss' director of operations Mack Gardner.

Southern Miss is coming off of a 10-21 season that saw them finish with a 5-13 record in Sun Belt Conference play and a quick exit in the first round of the league tournament. The performance was the program's worst since 2009-10, which saw Southern Miss finish 9-21. Oddly enough, both the 2009-10 season and 2024-25 season's poor performances came at the end of back-to-back 20-win seasons.

Rebuilding efforts appear to be going well after the offseason and Sun Belt Conference coaches selected Southern Miss to finish fifth with two Lady Eagles notching in on the Preseason All-Sun Belt Conference Team with Jakayla Johnson (first) and Meloney Thames (third) notching on the roster.

Missy Bilderback is first and only head coach to start their tenure in Hattiesburg 6-0 and just the second coach to ever win their first game as a head coach. Despite a rough late November, Southern Miss sits at 7-3 with one nonconference game left. When playing their best, these Lady Eagles could enjoy one of the best seasons of recent memory.

ABOUT MISSISSIPPI STATE

The Bulldogs are off to an excellent start in Sam Purcell's fourth season in Starkville with the second 9-1 start to a season in as many years under his leadership. The fourth-year head coach is 76-36 all-time with the Bulldogs with two NCAA Tournament appearances, including a trip to the second round last year.

REMEMBERING THE
ALL-AMERICAN

On Oct. 29, 2025, the women's basketball world lost one of its greatest representatives with the passing of Southern Miss legend Janice Felder. Simply put, Felder is the greatest basketball player to ever wear the Black & Gold - men's and women's basketball combined. Her efforts from 1990-94 are still the greatest stretch in program history and the story of Lady Eagle basketball would not be complete without Felder's name in the record books.



A four-year letterwinner, she scored 2,275 (19.4 per game) and grabbed 1,169 (10.0 per game) in 117 career games. The only player in Metro Conference women's basketball history to be named Metro Conference Player of the Year three times, she earned the praise of the nation as a senior in 1994, earning a spot on the Kodak All-American First Team. She later served as an assistant coach for sixth seasons at Southern Miss before returning to her hometown to coach at South Pike HS.

She is the only female athlete in school history to have her jersey retired and a street on campus, Felder Place, still bares her name. Southern Miss mourns her passing of one of its greatest. Visit smttt.info/Felder to read her full obituary.

In their last time out, Mississippi State rolled to an 89-59 win over Charlotte to run their win streak to five straight after a loss at Texas Tech on Nov. 20. MSU brough in nine newcomers this year after losing 10 letterwinners and all five starters from last year's NCAA Tournament team.

Three Bulldogs are averaging double-figures on the year, led by Destiney McPhaul's 13.1 points per game and followed by Favour Nwaedozi's 12.1 and Madison Francis' 12.0. Nwaedozi leads the team with 9.5 rebounds per game while McPhaul's 29 assists are tops of a trio of 20-assists players, including Chandler Prater (27) and Trayanna Crisp (25).

McPhaul also paces the group with 17 assists while Francis, a true freshman from Lancaster, N.Y., leads the team with 35 blocks, the most in Division I overall and second only to Portland's Julia Dalan in blocks per game with 3.50 to Dalan's 3.56.

As a team, Mississippi State is scoring 77.3 points per game and holding opponents to 54.1 for a plus-23.2 margin of victory. The team' 46.9 percent field goal percentage is 34th in Division I while their 34.5 defensive field goal percentage is 39th.

THE SOUTHERN MISS-MISSISSIPPI STATE SERIES

Southern Miss meets Mississippi for the 48th time since the series' start in 1976. Southern Miss took on Mississippi State in the Lady Eagles' first season of organized play, falling 69-57 at Reed Green Coliseum in the first meeting. The Bulldogs won the first three and four of the first five games before Southern Miss swung the series back in its favor with eight straight wins from Dec. 4, 1978, to Jan. 10, 1987.

Southern Miss won another seven consecutive games from 1988 to 1991 before Mississippi State began to claw

back the series record. Since 2000, Southern Miss has won just four of the 18 meetings and lost the last eight games by an average of 24 points per game.

Sunday's meeting will be the first between the two since a canceled game on Dec. 12, 2020, due to COVID-19. It will be the first game that counts since Nov. 9, 2019. Southern Miss is looking for its first win in the series since Dec. 1, 2012, and first win in Starkville since Nov. 29, 2005.

A SOUTHERN MISS WIN WOULD...

Move Southern Miss to 8-3 on the season . . . Give Southern Miss its 23rd win in the Mississippi State series, moving the series to 23-25 all-time . . . Make Southern Miss 9-16 at Humphrey Coliseum this season and 9-15 against Mississippi State all-time . . . Snap an eight game losing streak against the Bulldogs . . . Be Missy Bilderback's eighth win as head coach at Southern Miss and 40th as a Division I head coach, moving her record to 8-3 at Southern Miss and 40-36 in the NCAA . . . Mark Bilderback's first over Mississippi State and Sam Purcell . . . Make Southern Miss 839-637 all-time.

A SOUTHERN MISS LOSS WOULD...

Drop Southern Miss to 7-4 on the season . . . Give Mississippi State its 26th win all-time against Southern Miss ninth in a row . . . Make the series 26-22 all-time in favor of Mississippi State . . . Give Missy Bilderback her fourth loss at Southern Miss, placing her 7-4 at Southern Miss and 39-37 as a Division I head coach . . . Make Southern Miss 838-638 all-time.

LAST TIME OUT

Hailey Breland set a team high for most points in a game in the Bilderback era (all of 10 games) with a 25-point out burst in Southern Miss' 81-73 win over UAB. The win moved Southern Miss to 6-0 at Reed Green Coliseum this season and 7-3 on the year. The win snapped a three-game skid on the year and avenged the Lady Eagles' earlier loss to UAB on Nov. 27 this season.

Breland led a trio of double-figure Lady Eagles, including Morgan Sieper (16) and Meloney Thames (12). Sieper was able to reach double-figures after a cold spell since Nov. 22, where she went 0-of-14 from the floor in between, bouncing back to finish 5-of-8 overall and 4-of-7 behind the arc.

UAB won the rebounding battle 35-32 but Southern Miss was able to shoot 50 percent compared to the Blazers' 43.9 to edge out the win. The game featured 18 lead changes and 11 ties with UAB leading for 20:41 compared to Southern Miss' 15:17.

LAST GAME LAGNIAPPE

Southern Miss hit 12 three-point baskets for the third time this season, tying the program's third-most mark for the third time this season. Not notable on its own, but it sure is a lot of threes.

7,921 (SEVEN THOUSAND NINE HUNDRED TWENTY-ONE)

That's the number of days that passed since someone other than Joye Lee-McNelis led the Lady Eagles as head coach. In fact, the last game without McNelis at the helm was a 65-51 loss at Tulane on Feb. 27, 2004, officially eliminating Southern Miss from Conference USA Tournament contention and marking the end of Rick Reeves' tenure in Hattiesburg. That works out to 1,131 weeks and four days or to 21 years, 8 months and nine days.

Reeves, who is still coaching at NAIA University of the Cumberlands in Florence, Ky., collected his 550th career win last year and holds a 563-482 record ahead of his 35th season as a head coach. His departure from Southern

Miss at the end of the 2003-04 season to accept the head job at Gardner-Webb opened the door for McNelis' hiring ahead of the 2004-05 season.

Just six current Lady Eagles were alive for the final game of the Reeves tenure while seven were born after the McNelis era began at a press conference on May 14, 2004.

THE'S BILDER-BACK

Southern Miss alumna and Hattiesburg native Missy Bilderback was tapped as the fifth head coach in program history on March 23, 2025, one year to the date since Bilderback's ULM Warhawks knocked Southern Miss' Magnificent Seven out of the 2024 Postseason WNIT on March 23, 2024, in Monroe.

Bilderback holds a long history of coaching in the Hattiesburg city limits thanks to her 16 seasons as the head girl's basketball coach at Presbyterian Christian School. After building the program from the ground up, she oversaw the Bobcats' rise from one of the smallest schools in MAIS to one of its perennial powers.

After posting a 482-117 ledger at PCS, she succeeded Sandra Sumrall as head coach at Jones County Junior College in 2015. In eight years, she rewrote the history books of Jones women's basketball. The Bobcats, which had previously never been to the NJCAA Tournament, earned a bid to the postseason in the final seven years of her tenure, and captured 12 total conference and region championships.

Continuing her turnaround trend, her first year in ULM in 2023-24 saw the Warhawks win more games in that season than they had in the previous four combined. ULM advanced to the Great 8 of the WNIT before falling, but her handiwork was clear.

Missy isn't the only Bilderback to return home to take over as head coach. Her husband Chip returned to his old stomping grounds at Columbia High School and resumed his duties as head football coach after two years away. The couple's son, Drew, is a senior at Columbia High this year and plans to attend Southern Miss next fall.

TWO COACH BILDERBACKS?

As previously mentioned, Missy is not the only Bilderback coaching in the Pine Belt. Her husband Chip just won the MHSAA Class 4A State Championship in his first season back at Columbia High School, just 31 miles west of Hattiesburg. The Wildcats defeated Kosciusko 6-0 in Starkville on Friday, Dec. 5, to get Bilderback's and Columbia's second gold ball.

Chip took one season away from Columbia to move closer to Missy, coaching the 2024 campaign at Saint Frederick outside Monroe, La. His 8-3 record there combines with his 84-12 record in seven years at Columbia and a 16-8 record at Perry Central in two years to give him an 107-23 overall record in 10 seasons as a coach.

PITT STOP

Former Lady Eagle letterwinner and assistant coach Lauren Pittman is back at Reed Green Coliseum as Bilderback's associate head coach for the 2025-26 campaign. Pittman spent three years at Southern Miss from 2016-19 under Joye Lee-McNelis and played under McNelis from 2006-10. She's entering her eighth year working under Bilderback after two stints at Jones (2015-16 and 2019-23) and two years at ULM (2023-25).

The Clara, Miss., native played in 71 games with 31 starts in three years of action, redshirting her sophomore year in 2007-08, as a student-athlete. After a few years in the amateur circuit and at Petal High School as an assistant

NONCONFERENCE TRACKER

Northern Illinois

Record 2-7 (0-0 Mid-American)
Last Game . . . L, 105-52 at No. 10/11 Iowa State (Dec. 7)
Next Game at Purdue Fort Wayne (Dec. 14)
NET 306

William Carey

Record 8-0 (3-0 Southern States Athletic)
Last Game W, 65-62 at Blue Mountain Christian * (Dec. 6)
Next Game Southeastern Baptist (Dec. 13)

Blue Mountain Christian

Record 5-5 (1-3 Southern States Athletic)
Last Game L, 65-62 vs. William Carey * (Dec. 6)
Next Game at Tougaloo (Dec. 13)

Jacksonville State

Record 4-5 (0-0 Conference USA)
Last Game W, 60-35 vs. Brewton-Parker (Dec. 9)
Next Game Point (Dec. 13)
NET 254

Southeastern

Record 2-5 (1-0 Southland)
Last Game L, 69-52 vs. Northwestern State * (Dec. 7)
Next Game at Houston Christian * (Dec. 12)
NET 346

Nicholls

Record 4-3 (0-0 Southland)
Last Game . . . W, 101-54 vs. Louisiana Christian (Dec. 1)
Next Game UIW * (Dec. 16)
NET 312

UAB

Record 4-5 (0-0 American Athletic)
Last Game L, 81-73 at Southern Miss (Dec. 7)
Next Game Alcorn State (Dec. 15)
NET 151

(RV/RV) North Carolina State

Record 6-4 (0-0 Atlantic Coast)
Last Game W, 61-53 vs. Seton Hall (Dec. 7)
Next Game at Miami (Fla.) * (Dec. 14)
NET 39

SMU

Record 4-6 (0-1 Atlantic Coast)
Last Game L, 78-69 vs. Syracuse * (Dec. 7)
Next Game Coppin State (Dec. 10)
NET 148

Mississippi State

Record 9-1 (0-0 Southeastern)
Last Game W, 89-59 vs. Charlotte (Dec. 7)
Next Game Southern Miss (Dec. 14)
NET 41

TBD MAC

Record TBD
Last Game n/a
Next Game n/a
NET n/a

coach, she joined Bilderback's first staff at Jones JC in 2015. After one year in Ellisville, McNelis called her to work as her recruiting coordinator from 2016-19, after which she reunited with Bilderback and has been her right hand since then.

TOMCAT 4 LIFE

Wiggins, Miss., native Jonathan Williams returns to his home state after a year at Charlotte under former Southern Miss student-athlete and assistant coach Tomekia Reed. Williams spent the last four years under Reed, three at Jackson State (2021-24) and one at Charlotte (2024-25), helping her turn Jackson State women's basketball into a mid-major power before making the move to Charlotte.

Well respected in the Mississippi prep and training circuit, Williams has a diverse background of experience that has endeared him to the state. His addition to the staff played a large role in the signing of another former Stone High School athlete in Hayleigh Breland, but we'll get there later on.

What is a Tomcat, you may ask? Well, a male cat is all, but also the beloved mascot of the aforementioned Stone High School in Wiggins, Miss. Stone is the only high school in all of Stone County, which was home to just over 18,000 people in the 2020 census. The phrase "Tomcat for Life" or just "T4L" unites all Stone High grads and serves as a point of pride long after their last year in Wiggins.

THE PH.D. IS IN

Lauren Gross is back in the Hub City after completing her playing career and starting her coaching career at ULM under Bilderback. She played in 64 games with 35 starts in three seasons as a Lady Eagle from 2020-23.

She transferred to Southern Miss after a year at North Florida in 2018-19 before sitting out the 2019-20 season due to transfer rules - one of the last players to do so in the pre-portal world. She transferred a final time to Monroe, La., to finish her career in the 2023-24 season and joined Bilderback's staff last year as an assistant coach.

While at Southern Miss, she finished her bachelor's degree, master's degree and is nearing completion of her doctorate, making her by far the most educated member of the program.

STAFF ROUNDUP

Director of basketball operations Mack Gardner stayed on for his fifth season as DOB0 and seventh season overall with the Lady Eagles. Gardner originally spent two seasons with Southern Miss from 2011-13, working as a graduate assistant (2011-12) and assistant coach (2012-13) before returning in 2021-22 as DOB0.

Graduate assistant Zakyia Weathersby, a former letterwinner for Bilderback and star at UAB, joins the staff for her first year of coaching following her professional career overseas. Daisha Bradford, who starred for ULM in 2023-24 and played under Bilderback at Jones as well, is also on staff as a graduate student assistant.

Other regulars on the bench are athletic trainer Julie Butler, strength & conditioning coach Brian King and assistant strength & conditioning coach Kyle Degutis. Butler is in her fourth season with the Lady Eagles and eighth as a trainer at Southern Miss. King is in his second year leading the strength & conditioning program at Reed Green Coliseum, as is assistant coach Kyle Degutis.

RECAPPING THE 2024-25 SEASON

The Lady Eagles brought just five members of their 2023-

24 'Magnificent Seven' grouping and the loss of Jacorriah Bracey ahead of the season opener dropped that to four, meaning the 2024-25 team did not have any starting experience together. Three starters - Melyia Grayson, Nyla Jean and Morgan Sieper - and Mikaylah Manley, who played sparingly in 2023-24, were back and joined by eight newcomers.

Whitney Hart, a top-five Louisiana recruit by every major service, was out before the first exhibition due to an ACL tear, dropping the available roster to 11. Despite the on-court troubles, the group came together and did their best. The additions of Trinity Rowe and Bre Sutton anchored the back court, but Sutton dealt with injuries throughout the year and even Rowe began to fatigue at the end of the season due to her high minute load.

The biggest loss of all, though, was the team's head coach: Joye Lee-McNelis. Coach McNelis was forced to begin chemotherapy treatments to fight an extremely aggressive recursion of her lung cancer. Due to this, she was only able to make four games away from home in the regular season and unable to coach on the sidelines in nearly half of all home games.

With all this weighing on their shoulders, the 2024-25 squad fought like no other. They had the privilege to be play in the 50th season of women's sports at Southern Miss, giving them an impressive look into the history of women's sports and Lady Eagle Basketball.

The early goings were tough as the team struggled to learn to play as a group and a trip to The Bahamas for the Battle4Atlantis against some of the country's best teams did not help. Their youth showed at times, but when everything clicked from time-to-time, the Lady Eagles looked near-unbeatable. The only problem: consistent inconsistency.

Limping into the end of the season, the team played close games in the penultimate week of the regular season, but were unable to close out the games. A new fire was lit under the squad on February 25, 2025, when Coach McNelis told the team of her intention to retire at the end of the year. Inspired by their leader's perseverance, the Lady Eagles put together their best two-game stretch of the year with a near upset of NCAA-bound Arkansas State and a 64-53 win over Louisiana in McNelis' final game at Reed Green Coliseum.

Unfortunately, Georgia Southern overpowered the Lady Eagles in Pensacola to knock them out of the tournament, officially ending the McNelis era at Southern Miss. With the veteran coach hanging up her whistle, the search for her successor began. All but three members of the team entered the transfer portal as did the entire assistant coaching staff, save one.

Melyia Grayson solidified herself as a first ballot M-Club Hall of Famer, finishing top 10 career records in eight different categories, including the most games played in school history. She earned Second Team All-Sun Belt honors in her final campaign while Trinity Rowe ran away with the league's Freshman of the Year award.

WHO'S BACK

Just three players are back from last season's squad and only two earned letters in the campaign. Whitney Hart used a medical redshirt last season after tearing her ACL in the preseason. While unfortunate, Hart has spent the last year growing into her 6-foot, 3-inch frame and is now a force to be reckoned with. She was cleared for full contact practice over the summer and should be a top candidate for Freshman of the Year come March.

Associated Press Top 25
(Week Six // December 8, 2025)

Team	Record	Points	Prev
1 UConn	9-0	791 (23)	1
2 Texas	10-0	777 (9)	2
3 South Carolina	9-1	726	3
4 UCLA	9-1	711	4
5 LSU	10-0	649	5
6 Michigan	8-1	642	6
7 Maryland	590	11-0	7
8 TCU	10-0	566	8
9 Oklahoma	9-1	553	9
10 Iowa State	10-0	505	10
11 Iowa	9-0	474	12
12 North Carolina	9-2	422	11
13 Baylor	9-1	392	14
14 Vanderbilt	9-0	369	15
15 Kentucky	10-1	332	17
16 Southern California	7-2	328	16
17 Ole Miss	8-1	292	13
18 Tennessee	6-2	257	19
19 Notre Dame	6-2	179	18
20 Washington	8-1	163	21
21 Ohio State	7-1	160	23
22 Louisville	8-3	154	22
23 Oklahoma State	10-1	130	24
24 Nebraska	9-0	74	RV
25 Michigan State	8-1	72	20

Others receiving votes: Princeton 31, Texas Tech 24, Georgia 12, Alabama 11, **North Carolina State 8**, Oregon 3, Stanford 1, Illinois 1, West Virginia 1
Dropped out: #25 West Virginia (7-2)
New to poll: #24 Nebraska (9-0)

USA Today/WBCA Top 25
(Week Six // December 9, 2025)

Team	Record	Points	Prev
1 Connecticut	9-0	772 (28)	1
2 Texas	10-0	747 (3)	2
3 South Carolina	9-1	701	3
4 UCLA	9-1	673	4
5 LSU	10-0	651	5
6 Maryland	11-0	604	6
7 TCU	10-0	576	7
8 Michigan	8-1	568	8
9 Oklahoma	9-1	546	9
10 Iowa State	10-0	484	11
11 North Carolina	9-2	438	10
12 Iowa	9-0	430	12
13 Vanderbilt	9-0	379	14
14 Baylor	9-1	353	15
15 Kentucky	10-1	331	16
16 Mississippi	8-1	313	13
17 Southern California	7-2	288	18
18 Tennessee	6-2	272	17
19 Notre Dame	6-2	202	19
20 Louisville	8-3	146	21
21 Ohio State	7-1	127	24
22 Oklahoma State	10-1	116	23
23 Washington	8-1	102	22
24 Michigan State	8-1	87	20
25 Alabama	10-0	49	RV

Others receiving votes: Nebraska 41, Texas Tech 22, Duke 4, Princeton 11, West Virginia 10, **North Carolina State 9**, Georgia 6, Oregon 5, South Dakota State 4, Auburn 1
Dropped out: #25 North Carolina State (6-4)
New to poll: #25 Alabama (10-0)

Je'Mya Evans returns for her final season (assuming NCAA eligibility laws remain unchanged, which is a big assumption) and second at Southern Miss. She joined the squad last year after two seasons at Mississippi Gulf Coast CC (Perkinston, Miss.) where she took a massive step forward as a sophomore to help lead the Bulldogs to their first state and region title since 1977. Evans is a shifty forward that has the ability to play on the block and run in transition on the fast break.

Morgan Sieper - the most experienced starting Lady Eagle on the squad (Brikayla Gray owns more games played but Sieper has started in more games) - and her sharpshooting abilities anchor the majority of the returning production. She upped her scoring averages from 5.3 points in 2023-24 to 8.6 last season and is primed to jump to double-figure averages this year. Her length allows her to over reach her opponents and to extend beyond your normal 3 guard's defensive capabilities. Ahead of the 2025-26 season, she owns 25 career blocks and 53 career steals despite defense not being her direct specialty. She also finished second on last year's team with 75 assists.

NEW LOOK LADY EAGLES

Southern Miss welcomed 10 newcomers this offseason - the most since 2000-01, when 11 newcomers joined ahead of Rick Reeves' first season - after returning just three players from last season's team. Outside of the new locker room plates, the newcomers consist of one high school signee and nine transfers from Division I schools. Of those nine, five also played for Bilderback at Jones earlier in their careers while five also played under Bilderback at ULM. So, let's go over those additions, briefly.

Ramiah "Moonie" Augurson is the squad's only freshman after a standout career at Wossman HS (Monroe, La.) while the remaining nine newcomers all arrive after stints at a Division I school.

First, while technically a transfer, Brikayla Gray is no stranger to Southern Miss. She earned three letters around a redshirt season in four years as a Lady Eagle from 2020-24 before playing last season at ULM.

Speaking of ULM, five new Lady Eagles - including Gray - suited up for the Warhawks last season: Jakayla Johnson, Miriam Prince, Meloney Thames and Sakya White. Each of those four also spent time in the junior college ranks, with Miriam Prince playing the 2023-24 season at East Central CC.

Johnson, Thames and White all played at Jones College with each earning NJCAA All-American honors. Johnson has also played at Auburn (2022-23), Thames at Mississippi State (2023-24) and White played at North Alabama (2020-21) and Florida State (2023-24).

Together with Old Dominion's En'Dya Buford, Thames, White and Arkansas-to-Southern Miss transfer Carly Keats formed the group known as the 'Fab Four' at Jones, helping the Bobcats to the NJCAA Final Four in 2023. Keats played at Jones one season before moving to Arkansas (2023-25).

Continuing their connections, three Lady Eagles call Philadelphia, Miss., home though played at different high school - Keats (Neshoba Central HS), Prince (Leake Academy) and Thames (Choctaw Central HS).The trio makes up half of the six incoming Mississippi natives, joining Johnson, Hayleigh Breland and Anaisha Carriere.

Breland transfers after one season at Charlotte and two years at Jackson State before that. A native of Wiggins, Miss., she finished her high school career at Harrison

Central HS where she was teammates with Carriere and Lady Eagle returner Je'Mya Evans. Carriere spent last year at Mississippi State and was a part of the Bulldogs' highly-touted 2024 recruiting class.

Finally, Timya Thurman is one of two Alabama natives on the roster this year along with White. Thurman transfers to Hattiesburg after two years at Auburn and a standout career at Linden HS prior to that.

HOMECOMINGS & REUNIONS

As previously mentioned, there are a lot of connections between this Lady Eagle squad. Seven of 13 players on the 2025-26 team have previously played under one or more of the non-DOB0 coaches on staff. Including director of operations Mack Gardner, that number jumps to 10-of-13 with Moonie Augurson, Anaisha Carriere and Timya Thurman the only players new to this staff.

Four players share their ties from Jones College, where they played under head coach Missy Bilderback and associate head coach Lauren Pittman. The four former Bobcats are Jakayla Johnson, Carly Keats, Meloney Thames and Sakya White.

Johnson, Thames and White also played under Bilderback and Pittman at ULM alongside Brikayla Gray and Miriam Prince, where they also were mentored last year by assistant coach Lauren Gross.

That leaves Hayleigh Breland, who has not played for Bilderback, Pittman or Gross, but has played her entire collegiate career with assistant head coach Jonathan Williams. The duo share deep ties back to Wiggins, Miss., and Stone HS before embarking on their Division I journey together at Jackson State in 2022-23. Breland and Williams have been on the same staff each season since then and are now in their fourth together.

MISSISSIPPI MADE

With eight out of 13 Lady Eagles hailing from Mississippi this season, roughly 61.5 percent of the squad is suiting up in their home state this season. That's the most in-state student-athletes since the 1996-97 squad had nine Mississippi natives. The 1999-00 and 1998-99 teams also had eight Mississippi players.

The 2025-26 team is the first of the 21st century to have at least eight members hail from the Hospitality State. The most Mississippi players on one team came in 1993-94, where all 13 members of the squad were Mississippi natives. Not including this season, 24 former Southern Miss teams had at least eight Mississippi natives on the team with four teams having eight; seven having nine; three having 10; seven at least having 11*; two having 12; and the 1993-94 team leading the way with 13. *Note: the 1975-76 roster had 18 players with only 13 players listed with a hometown; 11 of those 13 were Mississippi natives.

Additionally, four of the five full-time members of the coaching staff are also Mississippi natives with Missy Bilderback (Hattiesburg), Lauren Pittman (Clara), Jonathan Williams (Wiggins) and Lauren Gross (Southaven) all coaching in their home state. Graduate assistant Zakya Weathersby (Collins) is also a Mississippi native.

THAT FIRST "W" FEELING

Missy Bilderback became the second head coach at Southern Miss to win her first game. She is the first to do so since Kay James did it on Nov. 29, 1977.

Her four predecessors took no longer than five games to find theirs with Bob McBee (1975-77) leading the Lady Eagles to their first-ever win over New Orleans on Jan.

STAT BREAKDOWN

SCORING (359 RANKED)	STAT	NCAA	SBC
<i>Offense</i>	80.0	30	2
Defense	69.2	277	12
<i>Margin</i>	+10.8	93	6

FIELD GOALS	STAT	NCAA	SBC
<i>Percentage</i>	.444	73	3
Opponent Percentage	.411	248	10

THREE POINTERS	STAT	NCAA	SBC
<i>Per Game</i>	8.7	37	3
<i>Attempts</i>	23.3	83	5
<i>Percentage</i>	.373	24	2
Opponent Percentage	.318	256	10

FREE THROWS	STAT	NCAA	SBC
Per Game	11.30	225	10
Attempts	16.30	217	12
Percentage	.693	190	7

REBOUNDS	STAT	NCAA	SBC
<i>Per Game</i>	40.70	75	5
<i>Offensive</i>	13.5	96	8
<i>Defensive</i>	27.2	94	6
Allowed	37.2	--	-
Margin	+3.5	136	6

ASSISTS	STAT	NCAA	SBC
<i>A/T Ratio</i>	1.05	71	1
Per Game	13.7	159	7
Allowed	14.1	--	-

STEALS	STAT	NCAA	SBC
Per Game	9.0	145	12
Allowed	6.1	--	-

BLOCKS	STAT	NCAA	SBC
Per Game	2.6	253	9
Allowed	2.3	--	-

TURNOVERS	STAT	NCAA	SBC
<i>Per Game</i>	13.1	35	2
Forced	16.50	214	12
<i>Margin</i>	+3.40	88	5

BENCH POINTS	STAT	NCAA	SBC
Per Game	21.9	139	9
Opponents	18.0	--	-

FOULS	STAT	NCAA	SBC
Per Game	16.1	101	2
Opponents	14.8	--	-

Carly Keats	STAT	NCAA	SBC
<i>Three point attempts</i>	74	27	3
<i>Three point percentage</i>	.405	87	2
<i>Three pointers</i>	30	16	2
<i>Three pointers per game</i>	3.00	23	2

Sakya White	STAT	NCAA	SBC
<i>Free throw percentage</i>	.893	28	1
Rebounds per game	7.0	208	9

Lady Eagles' Week-to-Week Rankings

Week	AP ¹	USAT/WBCA ²	CI-MM ³	NET ⁴
1	--	--	--	n/a
2	--	--	--	n/a
3	--	--	--	n/a
4	--	--	RV	n/a
5	--	--	--	175
6	--	--	RV	186
7				
8				
9				
10				
11				
12				
13				
14				
15				
16				
17				
18				
19				
20				
21				

¹ AP - Associated Press Top 25
² USAT/WBCA - USA Today/WBCA Top 25
³ CI-MM - CollegeInsider.com Mid-Major Top 25
⁴ NET - NCAA Evaluation Tool

CollegeInsider.com Mid-Major Top 25
(Week Six // December 9, 2025)

Team	Record	Points	Prev
1 Princeton	9-1	766 (26)	1
2 South Dakota State	7-2	740 (5)	2
3 James Madison	8-3	706	3
4 Troy	8-1	656	4
5 Green Bay	7-3	605	6
6 Murray State	7-2	587	9
7 <i>Ball State</i>	8-2	556	5
8 Liberty	6-2	547	12
9 High Point	9-1	472	14
10 Fairfield	5-3	455	8
11 Montana State	6-2	400	7
12 <i>UMass</i>	7-1	331	10
13 UC Santa Barbara	8-1	325	15
14 South Dakota	8-2	320	11
15 Charleston	6-2	310	13
16 Arkansas State	7-3	291	17
17 Columbia	6-4	285	20
18 Gonzaga	6-4	281	23
19 Howard	7-4	258	19
20 Harvard	6-5	201	24
21 Illinois State	5-4	156	18
22 Cleveland State	8-2	127	16
23 North Dakota State	7-2	108	RV
24 Abilene Christian	6-3	103	25
25 Santa Clara	8-3	84	RV

Others receiving votes: Belmont 82, Missouri State 40, *Old Dominion* 38, Vermont 30, McNeese 23, Lindenwood 20, Stephen F. Austin 20, Army 17, UC San Diego 16, Southern 15, Navy 14, **Southern Miss 14**, UT Arlington 13, Albany 11, Quinnipiac 11, Central Arkansas 7, California Baptist 6, Idaho 6, Youngstown State 5, Bryant 4, Fairleigh Dickinson 4, *Miami (Ohio)* 3, Robert Morris 2, Western Illinois 2, Pepperdine 1, UC Irvine 1
Dropped out: #21 Belmont (4-5), #22 California Baptist (6-3)
New to poll: #23 North Dakota State (7-2), #25 Santa Clara 8-3)

12, 1976. McBee's successor, Kay James, needed just 40 minutes on Nov. 29, 1977, to get her first win, interestingly enough also over New Orleans, but this time on the road and in the season opener.

After James' 22 years on the sidelines, Rick Reeves took over in 1999, finding his first win in his third game as head coach over Alcorn State on Nov. 26, 1999, in the Cabot Lodge Lady Eagle Thanksgiving Classic. Bilderback's immediate predecessor, Joye Lee-McNelis, grabbed her first win at Southern Miss in her second game with a Nov. 23, 2025, decision over Little Rock.

Coach	Season (game)	Opponent	Final
Bob McBee	1975-76 (5)	New Orleans	W, 66-44
Kay James	1977-78 (1)	at New Orleans	W, 101-46
Rick Reeves	1999-00 (3)	Alcorn State	W, 66-63
Joye Lee-McNelis	2004-05 (2)	Little Rock	W, 79-65
Missy Bilderback	2025-26 (1)	Northern Ill.	W, 77-56

FIRST-YEAR HEAD COACHES

With the talent on the 2025-26 roster, Bilderback also has a chance to be the best first-year head coach in school history. Only two head coaches, Kay James and Rick Reeves, posted winning records in their first season at Southern Miss. James finished 15-10 (.600) in her first year while Reeves posted a 17-13 (.567) ledger. Bob McBee won just five games with 14 losses in 1975-76 and Joye Lee-McNelis went 9-19 in her first season in Hattiesburg.

With the 2025-26 season not quite halfway through, Bilderback is already the first coach in school history to start 2-0 or better in the program's 51 seasons of play. Bilderback will need just 17 wins or a .600 win percentage to tie for the most wins and winningest season by a first-year head coach. Additionally, Reeves' 10-6 record in Conference USA is the only time a first-year head coach has posted a winning record in league play. See the full list of first-year head coaches and their records below:

Coach	Season	W-L	Pct.	Conf.	Pct.
Bob McBee	1975-76	5-14	.263	0-9	.000
Kay James	1977-78	15-10	.600	6-7	.462
Rick Reeves	1999-00	17-13	.567	10-6	.625
Joye Lee-McNelis	2004-05	9-19	.322	3-11	.213
Missy Bilderback	2025-26	7-3	.700	0-0	--

THE TURNAROUND QUEEN

One of Missy Bilderback's greatest abilities is her penchant for some first-year magic. Her first season at previous college jobs saw an increase in win percentages, including a remarkable +14 win differential at ULM from 2022-23 to 2023-24, seeing the Warhawks run to the Postseason WNIT Great 8. The Lady Eagles' 10-21 record last season and the team's heavy emphasis on experienced players put Bilderback in prime position to continue her first-year improvement streak.

Team	Prior Season	First Season	Dif.
Jones County JC	2014-15 19-8	2015-16 19-7	--
ULM	2022-23 7-23	2023-24 21-14	+14
Southern Miss	2024-25 10-21	2025-26 7-3	??

AGAINST MISSISSIPPI TEAMS

Southern Miss has played 11 teams within the Magnolia State and all five fellow Division I members. The Lady Eagles hold a 131-92 overall record against in-state opponents through 223 games.

The Lady Eagles will play three games against Mississippi competition with home games against William Carey and Blue Mountain Christian and a road trip to Starkville to take on Mississippi State.

Southern Miss is 95-34 against in-state teams in Reed

Green Coliseum and 32-51 on the road. Eight Mississippi opponents have taken on the Lady Eagles at least 10 times, led by 47 all-time meetings against Mississippi State.

Team	Conf.	Series	H	A	N
Alcorn State	SWAC	7-3	7-0	0-2	0-1
Belhaven	DIII	6-3	3-1	3-2	-
Blue Mt. Christian	NAIA	5-0	5-0	-	-
Delta State	DII	3-14	3-5	0-7	0-2
Jackson State	SWAC	15-11	9-4	5-5	1-2
Mississippi College	DII	17-11	10-5	7-6	-
Mississippi State	SEC	22-25	15-10	7-15	-
Miss. U. for Women	DIII	6-3	4-1	1-2	1-0
Miss. Valley State	SWAC	21-2	16-1	4-1	1-0
Ole Miss	SEC	7-19	3-7	3-10	1-2
William Carey	SSAC	22-1	20-0	2-1	-
Overall		131-92	95-34	32-51	4-7

AGAINST THE SOUTHEASTERN CONFERENCE

Southern Miss has played 12 of the 16 current members of the Southeastern Conference for a total of 138 games and a 55-83 overall record. The Lady Eagles have never played Arkansas, Oklahoma, Tennessee, Texas and Vanderbilt while playing at least 10 games against LSU (16), Mississippi State (47), Ole Miss (26) and South Carolina (19).

Southern Miss is 13-45 on the road against SEC competition and just 33-57 against active members of the Southeastern Conference. The league played its first conference campaign in 1981 with current SEC members Ole Miss and Mississippi State sharing the Mississippi AIAW with Southern Miss prior to their SEC membership. The Lady Eagles are 9-33 on the road against active SEC opponents.

Current Members	Series	H	A	N
Alabama	3-5	2-2	1-3	-
Arkansas	--	--	--	--
Auburn	2-4	2-1	0-3	-
Florida	6-3	3-0	0-2	3-1
Georgia	0-2	0-1	0-1	-
Kentucky	0-3	0-1	0-1	0-1
LSU	6-10	3-5	2-4	1-1
Mississippi State	22-25	14-10	8-15	-
Missouri	1-0	1-0	-	-
Oklahoma	--	--	--	--
Ole Miss	7-19	4-7	2-10	1-2
South Carolina	8-11	6-2	0-6	2-3
Tennessee	--	--	--	--
Texas	--	--	--	--
Texas A&M	0-1	-	-	0-1
Vanderbilt	--	--	--	--
Overall	55-83	35-29	13-45	7-9

Active Members (joined)	Series	H	A	N
Alabama (1981)	1-5	1-2	0-3	-
Auburn (1981)	2-4	2-1	0-3	-
Florida (1981)	4-2	2-0	0-2	2-0
Georgia (1981)	0-2	0-1	0-1	-
Kentucky (1981)	0-3	0-1	0-1	0-1
LSU (1981)	4-10	2-5	1-4	1-1
Mississippi State (1981)	17-21	11-8	6-13	-
Ole Miss (1981)	5-9	2-3	2-6	1-0
Texas A&M (2012)	0-1	-	-	0-1
Overall	33-57	20-21	9-33	4-3

WHEN PLAYING IN MISSISSIPPI

Southern Miss has played 812 games in Mississippi in its 51-season history and holds a 552-260 record in games occurring within the Magnolia State. The Lady Eagles have played in 11 different cities though the majority of Southern Miss' games in Mississippi - 713 - have been played at Reed Green Coliseum in Hattiesburg.

City	County	Record	A	N
Biloxi	Harrison	2-1	--	2-1
Blue Mountain	Tippah	1-1	--	1-1
Cleveland	Bolivar	0-8	0-7	0-1
Clinton	Hinds	10-11	7-6	3-5
Columbus	Lowndes	1-2	1-2	--
Hattiesburg	Forrest	515-201	2-1	--
Itta Bena	Leflore	4-1	4-1	--
Jackson	Hinds	9-7	8-7	1-0
Lorman	Jefferson	0-2	0-2	--
Oxford	Lafayette	3-10	3-10	--
Starkville	Oktibbeha	7-16	7-15	0-1
Overall		552-260	32-51	7-9

NCAA NEWBIES

Missy Bilderback is one of 61 NCAA Division I head coaches joining a new program this season. The 2025-26 schedule sees Southern Miss take on at least five first-year coaches and up to six, depending on MAC-SBC Challenge matchups in February. We will take a look at how the 2025-26 class of coaches are doing further into the season. See below for the fellow first years on the Lady Eagles' ledger this year, including NAIA William Carey.

Team	Coach	Last Stop#
Buffalo*	Kristen Sharkey	Syracuse (AHC)
Northern Illinois	Jacey Brooks	Buffalo (AHC)
SMU	Adia Barnes	Arizona (HC)
Southeastern	Jeff Dow	Incarnate Word (HC)
ULM	Scotty Fletcher	Pearl River CC (HC)
Western Michigan*	Kate Achter	Detroit Mercy (HC)
William Carey	Jessica Garriga	William Carey (AHC)

*Potential MAC-SBC Challenge matchup

AHC - Associate Head Coach // HC - Head Coach

As of Dec. 10, 2025, one first-year coach is still undefeated at their new home. See below for the five DI coaches, including Missy Bilderback, to start at least 5-0 in the 2025-26 season.

Team	Coach	Starting Record
Arizona	Becky Burke	*6-0
Arizona State	Molly Miller	11-0
Auburn	Larry Vickers	*8-0
BYU	Lee Cummand	*7-0
Southern Miss	Missy Bilderback	*6-0

*No longer undefeated

THE NEXT CHAPTER OF LADY EAGLE BASKETBALL

Last season marked the 50th campaign in the history of Southern Miss women's basketball and the 2025-26 season will be the program's 51st since officially sponsoring the sport in 1975-76. This year will also mark 45 seasons as a member of the NCAA after playing the first six as a member of the AIAW. Southern Miss claimed program victory No. 800 in 2024 and currently holds a 838-637 (.569) overall record since 1975, placing Southern Miss as one of the leaders of the Sun Belt historically.

Southern Miss will be playing its fourth year as a member of the Sun Belt Conference after joining the league in 2022-23. The Lady Eagles are a relatively young program in the league as only Texas State and Louisiana are the only programs younger with each playing in their 44th season. James Madison (1920-21) leads the group in its 104th season while Old Dominion owns three national titles in their history: 1979 AIAW, 1980 AIAW and 1985 NCAA. See below for the full listing of Sun Belt program histories.

AIAW/NCAA			
Team	Debut (Season)	All-Time	(last)
James Madison	1920-21 (104th)	1267-607	14 (2023)
Old Dominion	1969-70 (57th)	1190-519	28 (2008)
Southern Miss	1975-76 (51st)	837-637	9 (1996)

Arkansas State	1974-75 (52nd)	825-652	1 (2025)
Marshall	1969-70 (57th)	779-781	2 (2024)
Georgia Southern	1973-74 (53rd)	765-727	3 (1994)
Troy	1975-76 (51st)	740-717	9 (2021)
App State	1970-71 (56th)	736-781	4 (1999)
South Alabama	1974-75 (52nd)	694-774	1 (1987)
Georgia State	1975-76 (51st)	678-748	4 (2003)
ULM	1974-75 (52nd)	676-741	4 (1987)
Coastal Carolina	1974-75 (52nd)	627-783	Never
Texas State	1982-83 (44th)	617-628	2 (2003)
Louisiana	1982-83 (44th)	512-738	1 (2007)

*Includes games through Dec. 9, 2025

NEWCOMERS, NEWCOMERS, NEWCOMERS

In a poll originally conducted by Jason Spencer, assistant communications director and women's basketball contact at Sacramento State, a total of 16 schools have at least 10 newcomers on their 2025-26 squads. Southern Miss' 10 newcomers ranks 12th on the list alongside East Carolina, Houston, Stony Brook and Towson.

Additionally, Southern Miss' nine Division I transfers are the most in Division I alongside McNeese and ULM, who each have nine. See below for the top 20, including ties, Division I schools with the most newcomers in 2025-26.

School	Total	DI	DII	DIII	NAIA	JC	HS
Indiana State	14	6	2	-	3	3	-
Northern Arizona	14	6	-	1	1	0	6
ULM	14	9	1	-	-	4	-
McNeese	13	9	-	-	-	1	3
Santa Clara	13	7	-	-	-	-	6
South Dakota	13	7	2	-	-	-	4
Tarleton State	12	4	1	-	-	2	5
North Texas	11	4	-	-	1	2	4
Siena	11	6	-	-	1	-	4
UNC Asheville	11	7	-	-	-	2	2
Wichita State	11	7	-	-	1	3	-
East Carolina	10	5	-	-	-	-	5
Houston	10	7	-	-	-	-	3
Southern Miss	10	9	-	-	-	-	1
Stony Brook	10	5	-	-	-	1	4
Towson	10	5	-	-	-	-	5
Mississippi State*	9	4	-	-	-	1	3
Northern Kentucky	9	-	2	-	-	3	4
Ole Miss	9	8	-	-	-	-	1
TCU	9	6	-	-	-	-	3
Texas State	9	3	-	-	-	4	2

2025-26 opponents listed in bold italics

*One transfer classified as "other"

Additionally, this season's 10 newcomers are tied for the second most in program history, trailing only the 2000-01 team's 11 newcomers. Of note, every head coaches' first season had at least 10 newcomers, with only the 1976-77 team's 10 newcomers not coming in a coach's first season. See below for the 10 seasons with most newcomers in program history (not including the first season in 1975-76).

School	Total	DI	DII	DIII	NAIA	JC	HS	WO
2000-01*	11	1	-	-	-	3	7	-
2025-26 *	10	9	-	-	-	-	1	-
2004-05 *	10	1	-	-	-	1	8	-
1977-78 *	10**	-	-	-	2**	5	3	-
1976-77	10	-	-	-	-	-	6	4
2013-14	9	-	1	-	-	3	5	-
2010-11	9	-	-	-	-	2	6	1
2024-25	8	1	-	-	-	2	5	-
2021-22	8	2	-	-	-	-	6	-
2017-18	8	1	-	-	-	3	4	-
1994-95	8	-	-	-	-	1	6	1

* First year head coach

** 1977-78 had one transfer from AIAW Berry College and one transfer from NAIA William Carey.

YEARLY RESULTS

Season	Record	Conference	Coach
1975-76	5-14 (0-9)	Mississippi AIAW	McBee
1976-77	16-14 (2-8)	Mississippi AIAW	McBee
1977-78	15-10 (6-7)	Mississippi AIAW	James
1978-79	16-10 (6-6)	Mississippi AIAW	James
1979-80	15-11 (4-4)	Mississippi AIAW	James
1980-81	22-7 (5-3)	Mississippi AIAW	James
1981-82	16-11	Independent	James
1982-83	17-10 (3-1)	Metro	James
1983-84	18-10 (5-5)	Metro	James
1984-85	21-9 (8-2)	Metro	James
1985-86	12-15 (3-5)	Metro	James
1986-87	21-9 (6-6)	Metro%	James
1987-88	12-16 (6-6)	Metro	James
1988-89	26-5 (10-2)	Metro#	James
1989-90	27-5 (11-3)	Metro%	James
1990-91	17-12 (8-6)	Metro	James
1991-92	21-10 (9-3)	Metro%	James
1992-93	20-8 (10-2)	Metro#	James
1993-94	26-5 (10-2)	Metro%	James
1994-95	21-9 (7-5)	Metro#	James
1995-96	22-8 (11-3)	C-USA*	James
1996-97	13-14 (6-8)	C-USA	James
1997-98	14-13 (8-8)	C-USA	James
1998-99	11-17 (5-11)	C-USA	James
1999-00	17-13 (10-6)	C-USA	Reeves
2000-01	12-16 (5-11)	C-USA	Reeves
2001-02	11-17 (4-10)	C-USA	Reeves
2002-03	14-15 (6-8)	C-USA	Reeves
2003-04	14-13 (2-12)	C-USA	Reeves
2004-05	9-19 (3-11)	C-USA	McNelis
2005-06	14-15 (10-6)	C-USA	McNelis
2006-07	15-15 (9-7)	C-USA	McNelis
2007-08	21-14 (8-8)	C-USA	McNelis
2008-09	20-12 (11-5)	C-USA	McNelis
2009-10	9-21 (5-11)	C-USA	McNelis
2010-11	10-20 (5-11)	C-USA	McNelis
2011-12	13-18 (6-10)	C-USA	McNelis
2012-13	15-16 (6-10)	C-USA	McNelis
2013-14	27-7 (13-3)	C-USA	McNelis
2014-15	25-11 (13-5)	C-USA	McNelis
2015-16	14-16 (7-11)	C-USA	McNelis
2016-17	23-11 (13-5)	C-USA	McNelis
2017-18	15-15 (7-9)	C-USA	McNelis
2018-19	18-14 (9-7)	C-USA	McNelis
2019-20	15-15 (7-11)	C-USA	McNelis
2020-21	7-12 (5-11)	C-USA	McNelis
2021-22	18-12 (9-8)	C-USA	McNelis
2022-23	21-10 (13-5)	Sun Belt#	McNelis
2023-24	20-14 (10-8)	Sun Belt	McNelis
2024-25	10-21 (5-13)	Sun Belt	McNelis
2025-26	7-3 (0-0)	Sun Belt	Bilderback
838-637		350-337	

Postseason Appearance

Regular Season Champion | * Division Champion

% Tournament Champion

Record by Head Coach Era

Coach	Tenure	Record (Conf.)
Bob McBee	1975-77	21-28 (2-17)
Kay James	1977-99	403-224 (147-98)
Rick Reeves	1999-04	68-74 (27-47)
Joye Lee-McNelis	2004-25	339-308 (174-175)
Missy Bilderback	2025-pres.	7-3 (0-0)

Record by Conference Era

Conference	Tenure	Record (Conf.)
MAIAW	1975-81	89-66 (23-37)
Independent	1981-82	16-11
Metro	1982-95	259-122 (96-48)
C-USA	1995-22	416-390 (203-226)
Sun Belt	2022-pres.	58-48 (28-26)

PRODUCTION CHARTS

Double-Figure Scoring Games							
	'21	'22	'23	'24	'25	'26	Total*
Johnson	(16)	(4)	0	28	25	6	59/6
White	13	(28)	(28)	1	16	6	36/6
Gray	6	10	-	5	5		26/21
Keats	--	--	(15)	8	10	8	26/8
Breland	--	--	0	3	19	3	25/3
Thames	--	(23)	(24)	-	16	9	25/9
Sieper	--	--	--	5	10	1	16/16
Evans	--	--	(1)	(17)	4		4/4
Augurson	--	--	--	--	--	2	2/2
Thurman	--	--	--	0	0	1	1/1
Prince	--	--	--	(23)	0		0/0

20-Point Scoring Games							
	'21	'22	'23	'24	'25	'26	Total*
Johnson	(6)	(2)	0	10	9		19/0
Thames	--	(8)	(7)	-	6		6/0
Breland	--	--	0	0	4	1	5/1
White	2	(10)	(11)	0	0	1	3/1
Keats	--	--	(1)	0	0	1	1/1
Sieper	--	--	--	1	0		1/1
Evans	--	--	(0)	(6)	0		0/0
Prince	--	--	--	(9)	0		0/0

Double-Figure Rebounding Games							
	'21	'22	'23	'24	'25	'26	Total*
White	11	(18)	(25)	0	8	2	21/2
Johnson	(2)	(0)	0	1	1	1	3/1
Evans	--	--	(1)	(5)	1	1	2/2
Gray	0	0	-	2	0		2/2
Breland	--	--	0	0	1	1	2/1
Prince	--	--	--	(1)	0		0/0
Thames	--	(0)	(1)	-	0		0/0

Five-Plus Assists							
	'21	'22	'23	'24	'25	'26	Total*
Johnson	(2)	(0)	1	5	8	1	15/1
Breland	--	--	0	2	4	2	8/2
Sieper	--	--	--	1	1		2/2
Thames	--	(5)	(4)	-	2	2	4/2
Gray	0	1	-	0	0		1/1
Keats	--	--	(6)	0	0	1	1/1
Prince	--	--	--	(5)	0		0/0

Three-Plus Steals							
	'21	'22	'23	'24	'25	'26	Total*
Johnson	(8)	(2)	0	7	8	2	17/2
Gray	1	1	-	3	5	2	12/7
Breland	--	--	0	4	2	1	7/1
Sieper	--	--	--	2	4		6/6
White	3	(3)	(2)	1	2	1	7/1
Thames	--	(8)	(2)	-	2	1	3/1
Keats	--	--	(4)	0	0	1	1/1
Evans	--	--	(0)	(5)	0		0/0
Prince	--	--	--	(12)	0		0/0

Three-Plus Blocks							
	'21	'22	'23	'24	'25	'26	Total*
Breland	2	(3)	(2)	0	2		4/0
Thuman	--	--	--	1	0		1/0
Evans	--	--	(1)	(0)	0		0/0
Thames	--	(0)	(1)	-	0		0/0

Double-Doubles							
	'21	'22	'23	'24	'25	'26	Total*
White	7	(18)	(24)	0	4	2	13/2
Johnson	(1)	(0)	0	1	1	1	3/1
Breland	--	--	0	0	1		1/0
Evans	--	--	(1)	(5)	1		1/1
Gray	0	0	-	1	0		1/1
Thames	--	(0)	(1)	-	0		0/0

*Division I career/at Southern Miss
At Southern Miss
Previous four-year school // (At junior college)

OLD DOGS, NEW TRICKS

Three Lady Eagles are in their sixth season of women's basketball this year. Brikayla Gray, Jakayla Johnson and Sakyia White make up a 54-person list of Division I players to begin their collegiate career in 2020-21. This number includes junior college and lower division years. The longest tenured players in seasons played are Saint Louis' Zya Nugent, Mississippi State's Chandler Prater and Oregon State's Lizzy Williamson.

In addition to Prater, Southern Miss will face off against six other sixth-year players. Three play at Georgia Southern (McKenna Eddings, Shanti Simmons, Destiny Garrett), two are at South Alabama (Cordasia Harris & Ronaltha Marc) and one is at Texas State (Deja Jones).

Southern Miss' three sixth-year players are tied for the most in Division I with Grand Canyon, Georgia Southern and TCU

UP FOR THE CHALLENGE

Entering its third season, the MAC-SBC Challenge has been a key fixture in the two leagues' schedules since its inception in the 2023-24 season. The 2025-26 edition began with all 13 MAC programs traveling to their Sun Belt counterparts for the first round of games on opening day.

The Sun Belt now holds a 32-29 advantage after finishing 8-5 over MAC teams on Nov. 3. The Sun Belt took the first iteration of games 15-9, thanks to 9-3 showing on their home courts in the first round and a 6-6 finish in round two. The MAC won eight of 12 matches on their home courts to open the 2024-25 slate and then went 7-5 in Sun Belt territory to take the season's challenge 15-9.

The second matchups for the 2025-26 season are set for Feb. 10. Georgia State is not participating in this year's event and MAC newcomer UMass will be playing its first game in the challenge this year. See below for the Sun Belt Conference's history in the MAC-SBC Challenge.

City	Record	%	23-24	24-25	25-26
App State	3-2	.600	2-0	0-2	1-0
Arkansas State	2-3	.400	2-0	0-2	0-1
Coastal Carolina	2-1	.667	--	2-0	0-1
Georgia Southern	4-1	.800	1-1	2-0	1-0
Georgia State	2-2	.500	1-1	1-1	--
James Madison	3-2	.600	0-2	2-0	1-0
Louisiana	1-4	.200	1-1	0-2	0-1
Marshall	1-2	.333	--	0-2	1-0
Old Dominion	2-3	.400	2-0	0-2	0-1
South Alabama	2-1	.667	1-1	--	1-0
Southern Miss	3-2	.600	1-1	1-1	1-0
Texas State	3-2	.600	2-0	1-1	0-1
Troy	2-3	.400	1-1	0-2	1-0
ULM	2-1	.667	1-1	--	1-0
Sun Belt	32-29	.525	15-9	9-15	8-5

SUN BELT NOTABLES

The Sun Belt Conference is celebrating 50 years in 2026, merging celebrations over the spring semester of the 2025-26 seasons into the fall semester of 2026-27. The league began as a non-football league in 1976 and eventually added women's for the 1982-83 season, the first season the NCAA sponsored women's athletics.

James Madison again took the league's preseason No. 1 spot for the third time in as many seasons. JMU won the 2023 Sun Belt Tournament to make the NCAA Tournament but fell short in 2024 and 2025, making the WBIT each season. The Dukes' Peyton McDaniel, the 2024-25 Player of the Year, also claimed the Preseason Player of the Year award.

Missy Bilderback's squad was picked to finish fifth. She

is one of two first-year head coaches in the Sun Belt this season, though she is in her third year in the league overall. Texas State's Zenarae Antoine is the longest-tenured head coach in the Sun Belt with 15 years at the helm, though Louisiana's Garry Brodhead and Troy's Chanda Rigby are the longest tenured as members of the Sun Belt with 14 years experience each.

BUCKLING THE SUN BELT

Southern Miss enters its fourth year as a member of the Sun Belt Conference after all 17 programs officially joined the league on July 1, 2022. The addition of Southern Miss was considered by many as the crown jewel of the league's expansion efforts as the move united the Sun Belt both culturally and geographically.

With the addition of Southern Miss, the Sun Belt now spans 10 contiguous states from West Virginia to Texas. Hattiesburg sits within 400 miles of six league opponents and no further than 300 miles from four. The move to the new league helped reinvigorate the Golden Eagle athletic department after 27 years in Conference USA, the longest-tenured member in C-USA's history. Since the 2022-23 season, Southern Miss has won six conference titles, including the Lady Eagles' share of the 2023 regular season banner.

Southern Miss has an especially rich history with four of its fellow league members, having played at least 20 games against South Alabama (40), ULM (30), Marshall (29) and Louisiana (22). The Lady Eagles also reunited with former C-USA member Old Dominion when the two both moved to the Sun Belt Conference.

BACK AT HER ALMA MATER

First-year head coach Missy Bilderback is one of 35 active Division I women's basketball head coaches leading their alma mater in the 2025-26 season. Bilderback completed her bachelor's degree in sports administration at The University of Southern Mississippi in 2001 and is the third head coach in the program's 51-year history to hold a bachelor's degree from Southern Miss, joining the program's first head coach Bob McBee (1975-77) and Bilderback's predecessor Joye Lee-McNelis (2004-25). Former head coach Kay James (1977-99) also earned her master's degree at Southern Miss early in her career.

Across the hall at Reed Green Coliseum, Southern Miss men's basketball head coach Jay Ladner also holds a degree from Southern Miss, completing his bachelor's degree in 1988. With Bilderback and Ladner leading their teams this season, Southern Miss is joined by Florida State, Maine, Nicholls, Purdue, Saint Thomas, Seton Hall Southern Indiana and Syracuse as the only Division I athletic departments with graduates leading both of their basketball programs.

Even further, The University of Southern Mississippi is also led by one of its own graduates in Dr. Joseph S. Paul. A 1975 graduate of Southern Miss, Dr. Paul was officially named as the 11th university president on Nov. 1, 2022, after serving as interim since July 16. This makes Southern Miss one of four DI institutions with their president, men's basketball and women's basketball head coaches all working at their alma mater. Southern Miss is joined by Nicholls State University (Dr. Jay Clune, Tevon Saddler, Justin Payne); Seton Hall University (Reverend Monsignor Joseph R. Reilly, Shaheen Holloway, Anthony Bozzella); and University of Southern Indiana (Steven J. Bridges, Stan Gouard, Rick Stein).

THERE'S NO PLACE LIKE HOME

The Bernard Reed Green Coliseum has been home to Lady Eagle Basketball since the program's first season in 1975-76, and even served as home court for the club

sport predecessor Southernettes before the first season of official sponsorship. The Lady Eagles own a 513-200 all-time record on their home floor and have hosted 16 postseason games (13-3) at RGC as well as the 1985 Metro Conference Tournament where Southern Miss advanced to the final game. Southern Miss won its 500th game at Reed Green Coliseum on Nov. 7, 2024.

Southern Miss has won its last 19 nonconference home games and has not lost out of conference at Reed Green since Dec. 11, 2022. Overall, Southern Miss is 31-2 at home in nonconference since the start of the 2021-22 season.

The Coliseum is named after Reed Green, a 1934 graduate of Mississippi State Teachers College, former head coach of the freshman football team (1934), assistant football coach (1935-36), head football coach (1937-42, 1946-48), head basketball coach (1934-41, 45-46), head baseball coach (1947) and first full-time director of athletics in the school's history. Green worked as athletic director from 1949 until his retirement in 1973, overseeing Southern Miss' move from the NAIA to the NCAA's major college division in 1963 as well as construction and improvement of every on-campus facility.

The Bernard Reed Green Coliseum was dedicated in Green's honor on Dec. 11, 1965, against Alabama. RGC is in its 61st season of operation by the University and serves as home to both basketball teams, university commencement and a variety of university and community events throughout the year.

THE NEW RGC

Speaking of Reed Green Coliseum, some big changes are in store for the old dome in the coming years. Southern Miss Athletics announced its new vision for the 61-year-old Bernard Reed Green Coliseum on May 1, 2024. Dubbed 'Reed Green Rising,' the plan for the new and improved RGC includes a myriad of fan- and player-focused upgrades, including a new north main entrance, improved box office, re-imagined south facade, practice facility, weight room and luxury suites.



Renovations also include two new scoreboards, wrap-around ribbon boards along the full circumference of the inner dome, 200 premium loge-style seats along the top of the bowl, 625 sideline premium seats, a new arena club level with drink rails and casual seating, updated concessions and restroom facilities, ADA accessibility improvements and a reduction in capacity from 8,095 to around 6,800.

The Coliseum just completed its 60th season of competition in 2024-25 and has gone largely unchanged since its first game outside of a minor renovation in 2009. The Reed Green Rising campaign will transform the overall and competitive experience at RGC. The project has an overall budget of around \$43 million and is primarily funded by a \$35 million bond measure approved by the Mississippi IHL Board in November 2023. Southern Miss will incur the remaining \$7-8 million itself and pay off the expense with the City of Hattiesburg's 'Your Penny at Work' tax, which charges a one percent tax on transactions at Hattiesburg restaurants, hotels and motels with half of that percent going to Southern Miss for facility upgrades and the other half to the City's Parks & Recreation Office. Southern Miss' portion of the tax amounts to roughly \$150,000 per month and around \$1.8

million per year. For more on the tax and its efforts, visit yourpennyatwork.com.

In total, the renovation will add 33,000 square feet of new space to the cramped Coliseum footprint through new entrances and concourse additions. The project is finalizing its plans construction set to begin in a limited capacity in January 2026 and full-scale construction at the end of the 2025-26 season. Construction is slated to take no less than 24 months.

The long-awaited roof restoration was completed in late 2024, revitalizing the aging outer shell of the Coliseum. Visit ReedGreenRising.com for more information and to see the full renderings.

300: THIS IS LADY EAGLE BASKETBALL

Southern Miss women's basketball is steeped in tradition and, despite not competing year-in and year-out for national titles, is one of a handful of programs that can claim a truly high honor. In 2023, former Lady Eagle head coach Joye Lee-McNelis won her 300th game at Southern Miss, becoming the second Southern Miss head coach to win 300 games as a Division I coach after Kay James' 335 Division I victories from 1981-99.

Individually, McNelis and James were one of 113 total women's basketball coaches to win 300 games at one institution in the Division I era while McNelis was one of 12 coaches in the NCAA to win 200-plus games at two different games, winning 229 at Memphis before returning to her alma mater.

McNelis' 300th victory, when combined with James' 335, made Southern Miss just one of six programs with two head coaches to win 300-plus games in the division I era, joining Duke, James Madison, Maryland, Miami (Fla.) and Rutgers.

Program	Head Coaches	*Division I Record
Duke	Gail Goestenkors (1992-2007) Joanne P. McCallie (2007-20)	396-99 330-107
James Madison	Shelia Moorman (1982-97) Kenny Brooks (2002-16)	302-134 337-122
Maryland	Chris Weller (1981-2002)** Brenda Frese (2002-pres.)	373-247 605-169
Miami (Fla.)	Ferene Labati (1988-05) Katie Meyer (2005-24)	303-195 362-236
Rutgers	Theresa Grentz (1981-95)** C. Vivian Stringer (1995-2022)	318-112 531-289
Southern Miss	Kay James (1981-99)** Joye Lee-McNelis (2004-25)	335-186 339-308

* Only games leading an active Division I institution

** These coaches were hired at their program prior to the NCAA's sponsorship of women's athletics in the 1981-82 season. Chris Weller (5), Theresa Grentz (5) and Kay James (4) all coached seasons in the AIAW prior to NCAA sponsorship and those wins are not included in the totals

CONFERENCE HISTORY

Southern Miss is playing its fourth season in the Sun Belt Conference after moving all 17 of its programs to the league on July 1, 2022, for the 2022-23 academic year. The Sun Belt is the fourth conference home for the Lady Eagles since 1975 and third since NCAA sponsorship in 1981.

For its first six seasons (1975-81), Southern Miss played in the Mississippi Association of Intercollegiate Athletics for Women (MAIAW), the aptly-named Mississippi branch of the overall AIAW umbrella, which oversaw all women's athletics prior to the NCAA lifting its de facto ban on women's athletics ahead of the 1981-82 season. The MAIAW was one of the nation's top leagues, akin to today's SEC, with early powerhouse Mississippi College

POINTS BY CLASS

Opponent	Fr.	So.	Jr.	Sr.	Gr.
NIU	4	6	11	21	35
WCU	5	2	14	30	41
BMCU	19	6	7	35	46
at JAX	10	0	2	19	36
SLU	5	2	15	24	40
NSU	6	3	5	34	38
vs. UAB	4	0	0	24	44
vs. NCSU	10	2	2	20	22
at SMU	2	0	0	14	54
UAB	2	0	16	37	26
at MSST					
USA					
LA					
ARST					
TU					
at APP					
at TXST					
at ARST					
MU					
CCU					
at GASO					
at ODU					
JMU					
at TBD					
ULM					
TXST					
at LA					
at TU					
at USA					
at ULM					
Totals	69	21	72	258	382
Per Game	6.9	2.1	7.2	25.8	38.2

STARTERS' SCORING

Opponent	Starters	%	Bench	%	Total
NIU	54	70.13	23	29.87	77
WCU	71	77.17	21	22.82	92
BMCU	68	60.18	45	39.83	113
at JAX	50	74.63	17	25.38	67
SLU	61	70.93	25	29.07	86
NSU	61	70.93	25	29.07	86
vs. UAB	64	88.89	8	11.11	72
vs. NCSU	34	60.71	22	39.29	56
at SMU	63	90.00	7	10.00	70
UAB	55	67.91	26	32.09	81
at MSST					
USA					
LA					
ARST					
TU					
at APP					
at TXST					
at ARST					
MU					
CCU					
at GASO					
at ODU					
JMU					
at TBD					
ULM					
TXST					
at LA					
at TU					
at USA					
at ULM					
Totals	581	72.63	219	27.37	800
Per Game	58.10		21.90		80.00

ACTIVE LEADERS

Category	Leader*	Total
Games Played	Brikayla Gray	116
Games Started	Jakayla Johnson	92
Minutes	Jakayla Johnson	2,744
Minutes/Game	Meloney Thames	30.8
Points	Jakayla Johnson	1,192
Points/Game	Meloney Thames	13.0
Rebounds	Sakyia White	674
Assists	Jakayla Johnson	249
Blocks	Sakyia White	58
Steals	Jakayla Johnson	137
FGM	Jakayla Johnson	397
3PM	Jakayla Johnson	113
FTM	Jakayla Johnson	285

*At Division I programs only

SEASON +/- TRACKER

Player	Last Game	Season	USM
		Total	Total
Carriere	DNP	+13	+13
Augurson	+1	+8	+8
Johnson	-8	+117	+117
Gray	+8	-1	+60
Thames	+2	+103	+103
Prince	DNP	0	0
Sieper	+19	+23	+23
Evans	+8	+33	-91
Keats	+1	+60	+60
White	-3	+68	+68
Breland	+9	+93	+93
Thurman	DNP	+13	+13
Hart	+3	+23	+23
Team	+8	+108	

THE FIRSTS

Jump Balls Controlled

Southern Miss	7	5-2
Opponent	3	2-1

First Team to Score

Southern Miss	6	5-1
Opponent	4	2-2

First Points Scored (Last Game)

Sakyia White	3	at SMU (Dec. 1)
Carly Keats	3	vs. NCSU (Nov. 28)
Jakayla Johnson	2	at JSU (Nov. 13)
Hayleigh Breland	1	UAB (Dec. 7)
Whitney Hart	1	SLU (Nov. 18)

First Shot Made (Last Game)

Layup	6	at SMU (Dec. 1)
Three-Pointer	3	UAB (Dec. 7)
Jumper	0	n/a
Free Throw	1	NSU (Nov. 22)

First Off the Bench (Last Game)

Augurson/Carriere/Gray/Sieper	2	at JSU (Nov. 13)
Brikayla Gray	2	UAB (Dec. 7)
Whitney Hart	1	SLU (Nov. 18)
Augurson/Gray/Hart/Sieper	1	NSU (Nov. 22)
Augurson/Gray/Sieper	1	NIU (Nov. 3)
Augurson/Gray/Sieper/Thurman	1	vs. NCSU (Nov. 28)
Gray/Evans	1	at SMU (Dec. 1)
Gray/Hart/Sieper	1	vs. UAB (Nov. 27)

Charges Drawn (Last Game)

Meloney Thames	3	1 vs. NCSU (Nov. 28)
Hayleigh Breland	1	1 vs. NIU (Nov. 3)
Anaisha Carriere	1	1 vs. BMCU (Nov. 10)
Whitney Hart	1	1 at JSU (Nov. 13)
Miriam Prine	1	1 vs. NCSU (Nov. 28)

and eventual powerhouse Delta State calling the league home.

After one season as an NCAA Independent in 1981-82, Southern Miss joined the Metropolitan College Athletic Conference (Metro) for the 1982-83 season. A non-football league, the Metro was one of the nation's best basketball conferences each year. However, its lack of a football sponsorship caused it to be picked apart by larger leagues as the ACC, Big East and SEC began to break apart the Metro's membership to prevent the newer league from growing.

In the first half of the 1990s, the Metro had lost and replaced half of its membership but struggled to maintain its prior success. In 1995, the five members of the Metro, including Southern Miss, merged with six members of the Great Midwest Conference, another non-football league, to form the Conference USA. The Metro did not bring VCU or Virginia Tech while the Great Midwest did not bring Dayton along, leaving C-USA 1.0 with 11 members in the 1995-96 season before adding Houston for the 1996-97 campaign.

After 13 seasons as a contender in the Metro, Southern Miss was now a founding member of another upstart league in Conference USA. For the next 27 seasons, Southern Miss was the only founding member to remain a full member in the league and longest-tenured full member (UAB did not sponsor football from 2015-16).

After 27 seasons and a total of 27 different programs that joined Lady Eagles in C-USA from 1995-22, Southern Miss looked to re-establish some regionality and did not have to look far. The early 2020s conference realignment boom saw Southern Miss and two other C-USA members (Marshall and Old Dominion) join the Sun Belt Conference alongside Coastal Athletic Association member James Madison.

The 2025-26 season is Southern Miss' 50th in a conference. The Lady Eagles hold a 350-337 all-time record in conference play with a 213-131 ledger at Reed Green Coliseum, including five undefeated seasons at home, last coming in 1993-94. In conference tournaments, Southern Miss is 43-44 with four tournament championships, all in the Metro.

Conference	W-L	%	H	A	Tour.
MAIAW (1975-81)	23-37	.383	14-19	9-18	3-6
Metro ¹ (1982-95)	96-48 ²	.667	58-14	38-33 ³	20-9
C-USA ⁴ (1995-22)	203-226	.473	126-86	77-140	18-26
Sun Belt (2022-)	28-26	.519	15-12	13-14	2-3
Overall	350-337	.509	213-131	137-205	43-44

¹Tulane was expelled from the Metro after a men's basketball point shaving scandal from 1985-89. Women's basketball members were still scheduled to play Tulane, but results did not count to overall league standings.

²Records are disputed in the 1982-83 season

³A neutral site loss to Louisville in 1982-83 is not included in the away totals

⁴Three C-USA games were canceled and not made up from 2020-22. Two games against Rice in 2021 were canceled due to COVID-19 and one game in 2022 against North Texas due to Winter Storm Lonan.

CLOUDY WITH A CHANCE OF THREES

Southern Miss opened the Bilderback era with a bang, especially from beyond the arc. The Lady Eagles drilled 12 three-point baskets for the first time in nearly nine years. That three-point shooting outburst has proved to not be a fluke, but a foretaste of what this season has in store for the Southern Miss faithful. Last season was Southern Miss' greatest beyond the arc as the Lady Eagles hit the most threes in school history (185) and hit the most per

game in school history (5.96).

Time will tell, but it appears this season's team could shatter that record with ease if things fall as easily as they did early on. Through the first 10 games of the year, Southern Miss is averaging 8.7 three-pointers per game, currently the 37th-most in Division I. Southern Miss hit 10-plus three-pointers in back-to-back games for just the second time in school history and for the first time since Feb. 2 and Feb. 6, 1998.

Check out the chart below for the current top-five three-point shooting seasons in Southern Miss history:

Season	Games	3PM	3P/G	3PA	3A/G	3P%
2025-26	10	87	8.70	233	23.30	.373
2024-25	31	185	5.97	537	17.32	.345
1997-98	27	147	5.44	486	18.00	.302
1996-97	27	145	5.37	417	15.44	.348
1999-00	30	160	5.33	497	16.57	.322
2003-04	27	139	5.15	385	14.26	.361

COMEBACK KIDS

With over 800 all-time wins as a program, each victory has its own unique story, with a few of those final scores coming in truly miraculous fashion. On Feb. 18, 2023, the Lady Eagles set a new program record for the largest comeback in school history in an 84-82 overtime victory at ULM. ULM scored 50 in the first half and led by 21 with 9:41 left in the third quarter. Southern Miss erased the deficit to force OT and escaped Monroe, La., with the win.

Southern Miss owns three comebacks of at least 20 points. The first came on Feb. 13, 1984, with an 83-82 final over South Alabama in Mobile. The second came on Feb. 6, 1999, at UAB via a 71-70 Southern Miss victory.

The 21-point comeback against ULM was not just the largest in school history, but the 26th-largest in Division I women's basketball history as well. Since their record setting performance, the Lady Eagles have had four games with a comeback of at least 10 points: Samford (Nov. 25, 2023), No. 19/20 Ole Miss (Dec. 2, 2023), Troy (Feb. 3, 2024) and UAB (March 20, 2024). The 14-point comeback against Troy is the largest since the start of the 2023-24 season.

WORKING OVERTIME

Southern Miss has played in 64 overtime games in their prior 50 seasons and holds a 28-36 overall record in contests of more than 40 minutes. The last time Southern Miss went to overtime was on March 23, 2024, against Murray State in the 2024 Postseason WNIT at Reed Green Coliseum. Southern Miss outlasted the Racers 78-67 to advance to the Super 16. Southern Miss' first overtime game came on January 29, 1977, against Louisiana - then Southwestern Louisiana - with the Ragin' Cajuns winning 85-84.

On four occasions Southern Miss has played a double-overtime game. The Lady Eagles are 1-3 in 2OT with the first time and only win in 2OT coming on March 10, 1990, in the Metro Conference Tournament Championship Game against South Carolina. Southern Miss won 95-88 to claim the Metro's trophy and automatic bid to the NCAA Tournament.

Other overtime notes:

- Southern Miss has played 38 different opponents in overtime, led by Memphis (seven games)
- Fourteen prior seasons (not including 2025-26) did not include an overtime game
- The most overtime games in one season came in 2014-15, with Southern Miss finishing 5-0 in five chances
- Southern Miss has played at least two overtime games

- in 18 seasons, last doing so in 2023-24
- Thirty-two overtime games have been a conference contest with Southern Miss leading those 17-15
- Southern Miss finished 1-1 in MAIAW, 0-2 in Metro, 14-10 in C-USA and is 2-2 in SBC contests
- Eight overtime games have been in conference tournament games: five Metro (3-2) and three C-USA (0-3) for a 3-5 total
- Seven postseason tournaments have featured an overtime game, last coming in 2024's win over Murray State. Southern Miss is 2-5 in postseason overtime, playing in double overtime in the 2014 WNIT against Mississippi State
- The Lady Eagles have gone to overtime in the NWIT/ WNIT, NCAA Tournament and WBI

NONCONFERENCE NOTABLES

Of Southern Miss' 11 known nonconference opponents, the slate seems to be one of the Lady Eagles best in recent memory. North Carolina State was a preseason top ten selection in both the AP and WBCA polls and is by far the toughest opponent on the Lady Eagles' ledger. The Wolfpack were also picked to finish second in the ACC Preseason Poll. See below for the full list of nonconference opponents and their preseason selections:

Opponent	Conference	Poll Selection (members)
N.C. State	Atlantic Coast	Second (18)
William Carey	Southern States (NAIA)	Second (11)
Blue Mt. Christian	Southern Stats (NAIA)	Eighth (11)
Mississippi St.	Southeastern	10th (16)
UAB	American	11th (13)
Jacksonville St.	Conference USA	12th (12)
Northern Illinois	Mid-American	13th (13)
SMU	Atlantic Coast	14th (18)
Nicholls	Southland	n/a*
Southland	Southland	n/a*

*The Southland Conference will not produce any preseason polls or teams for the 2025-26 season.

Additionally, three opposing athletes were named to their league's preseason all-conference teams:

Opponent	Conference	Players
Jacksonville St.	Conference USA	Mya Barnes*
N.C. State	Atlantic Coast	Zoe Brooks*
N.C. State	Atlantic Coast	Khamil Pierre*

*Only one team was announced

FIT CHECK

Southern Miss has four uniform combinations available: white, black, gold and pink. The Lady Eagles primarily wear white at home, though they traditionally wear pink in the month of February. Below is Southern Miss' record in each uniform since the 2021-22 season:

Uniform	2021-25	2025-26	Total (2021-now)
White	27-16 (.628)	6-1 (.857)	33-17 (.660)
Black	17-22 (.436)	1-2 (.333)	18-24 (.429)
Gold	17-15 (.531)	0-0 (-)	17-15 (.531)
Pink	8-4 (.667)	0-0 (-)	8-4 (.667)
	69-57 (.548)	7-3 (.700)	76-60 (.559)

RANKED STRUGGLES

Southern Miss' win over No. 19/20 Ole Miss on Dec. 2, 2023, was the program's first since Feb. 27, 2000. In that span, Southern Miss had lost 23-straight games to ranked opponents. All-time, Southern Miss is 18-60 against ranked competition in the AP Poll.

The Lady Eagles were beat from the jump against No. 25 North Carolina State, falling 110-56 with seven Wolfpack players finishing with double-figure efforts. Southern Miss is now 1-24 in its last 25 meetings against AP Top 25 teams.

BIG LEAGUE LADY EA6Z

Two members of the 2024-25 squad signed professional basketball contracts overseas, giving Southern Miss a total of 21 former players to join professional ranks.

Player	at USM	Player	at USM
Tanecka Carey	2011-13	Ashlee Kelly	2009-10
Ance Celmina	2011-13	Tierra Lassiter	2000-04
Domonique Davis	2021-24	Pauline Love	2007-10
Brittanny Dinkins	2013-17	Britttny Norris	2015-17
Jamierra Faulkner	2010-14	Brandy Reed	1994-96
Janice Felder	1990-94	La'Tasha Summerall	2001-02
Melyia Grayson	2020-25	Tajanay Viega	2015-17
Nyla Jean	2023-25	Tanesha Washington	2007-11
Dana Jones	1999-03	Mahoganie Williams	2023-24
Tamara Jones	2013-15	Denise Wilson	2003-04
Shell Joseph	1992-95	Active players in bold	

Southern Miss' all-time leader in games played Melyia Grayson signed with Greek powerhouse A.C. PAOK (Thessaloniki) while fellow 2025 senior Nyla Jean inked a contract with Turkish club Kırklareli Basketbol (Kırklareli). In addition to the two professional additions, 2024 graduate Domonique Davis opens her second season overseas after a successful debut with Hungarian club Vasas Akademia (Budapest), now playing with ASC Sepsii SIC (Sfantu Gheorghe, Romania).

FUN BELT BACK AT THE BEACH

The 2026 Visit Pensacola Sun Belt Women's Basketball Championship will be the first of a five-year contract extension signed between the Sun Belt Conference, Pensacola Sports and Visit Pensacola.

The Sun Belt Conference announced on Thursday, Oct. 24, 2024 that Pensacola, Fla., had been selected to host the 2026, 2027, 2028, 2029 and 2030 Sun Belt Men's and Women's Basketball Championships as part of the league's ongoing partnership with Pensacola Sports and Visit Pensacola. The five-year extension builds on the initial five-year agreement that originally brought the Sun Belt Basketball Championships to Pensacola in 2021.

"The Sun Belt Conference is excited to extend our partnership with Pensacola. There is no better place for our basketball championships to thrive and showcase the growth of the Sun Belt Conference," said Sun Belt Conference Commissioner Keith Gill. "Our student-athletes, coaches and fans have established traditions around starting March Madness in Pensacola—a community that has embraced the rising brand of Sun Belt basketball."

The landmark extension will make Pensacola, Fla., the longest-tenured (2021-2030) and most-frequent (10-time) host of the Sun Belt Basketball Championships, surpassing the city of New Orleans, La., which has hosted the championships on eight occasions, including seven-straight years from 2014-2020. The 2026 Sun Belt Basketball Championships will take place from March 3-9, 2026, with all games being played at the Pensacola Bay Center. All games will be broadcast on ESPN+ with the women's championship game airing on ESPNU.

In addition to an extended stay in Pensacola, the Sun Belt Conference re-worked its tournament bracket from five rounds to seven spanning all seven days from March 3-9. Both the men's and women's sides will play two games per day beginning on March 3 as No. 12 plays No. 13 and No. 11 plays No. 14. From then on, two teams are added each day until the semifinals on March 8. In total, there will be a first round, second round, third round, fourth round, quarterfinals, semifinals and championship game. The No. 1 and No. 2 seeds will need to win just two games to claim the tournament title. In the extreme, seeds 11-

NET BREAKDOWN

	Q1	Q2	Q3	Q4
Overall	--	0-1	--	5-2
Games Remaining	1	2	6	10
Nonconference	--	0-1	--	5-2
Home	-	-	-	5-0
Away	-	-	-	0-2
Neutral	-	0-1	-	-
Conference	--	--	--	--
Home	-	-	-	-
Away	-	-	-	-
Neutral	-	-	-	-
	Q1	Q2	Q3	Q4
Overall	--	0-1	--	5-2
Home	-	-	-	5-0
Away	-	-	-	0-2
Neutral	-	0-1	-	-

Q1 Games (H: 1-25 / N: 1-35 / A: 1-45)

NET	Opponent	Score	Date
41	A Mississippi State		Dec. 13

Q2 Games (H: 26-55 / N: 36-65 / A: 46-80)

NET	Opponent	Score	Date
39	N North Carolina State	L, 110-56	Nov. 28
50	H James Madison		Feb. 4
75	A Troy		Feb. 21

Q3 Games (H: 56-90 / N: 66-105 / A: 81-130)

NET	Opponent	Score	Date
75	H Troy		Jan. 3
103	A App State		Jan. 10
107	A Georgia Southern		Jan. 28
117	A South Alabama		Feb. 25
119	A Old Dominion		Jan. 31
126	A Arkansas State		Jan. 17

Q4 Games (H: 91+ / N: 106+ / A: 131+)

NET	Opponent	Score	Date
114	H Marshall		Jan. 22
117	H South Alabama		Dec. 18
126	H Arkansas State		Jan. 1
128	H Coastal Carolina		Jan. 24
131	H ULM		Feb. 12
131	A ULM		Feb. 27
148	A SMU	L, 83-70	Dec. 1
151	N UAB	L, 77-72	Nov. 27
151	H UAB	W, 81-73	Dec. 7
254	A Jacksonville State	W, 67-61	Nov. 13
270	A Texas State		Jan. 14
270	H Texas State		Feb. 14
306	H Northern Illinois	W, 77-56	Nov. 3
321	H Nicholls	W, 86-60	Nov. 22
328	H Louisiana		Dec. 20
328	A Louisiana		Feb. 18
346	H Southeastern	W, 86-53	Nov. 18

- NET RATINGS ARE FROM DEC. 8, 2025 -

IN-SEASON BIRTHDAYS

November	Birthday
1	Associate Head Coach Jonathan Williams
10	Brikeyla Gray
18	Jakayla Johnson

December	Birthday
9	Assistant Coach Lauren Gross

January	Birthday
2	Meloney Thames
7	Anaisha Carriere

February	Birthday
3	Morgan Sieper
6	Miriam Prince
14	Head Coach Missy Bilderback

LADY EAGLES IN OVERTIME

Date	Opponent	W/L	Score	OT
J 29 1977	Louisiana	L	84-85	OT
D 15 1977	vs. Middle Tennessee	L	75-82	OT
F 8 1978	at Mississippi Valley State	L	72-77	OT
N 18 1980	at MUW	W	82-80	OT
M 26 1982	vs. Temple	L	88-94	OT
D 15 1985	at New Orleans	L	82-89	OT
M 5 1985	Memphis	L	75-77	OT
D 21 1985	at Jackson State	W	56-54	OT
F 17 1986	at Florida	L	80-91	OT
M 6 1987	vs. Memphis	W	74-72	OT
J 30 1988	at Louisville	L	84-89	OT
M 11 1988	vs. South Carolina	L	77-86	OT
D 3 1988	Alabama	W	84-79	OT
J 6 1990	at Louisville	L	78-82	OT
M 10 1990	vs. #17/19 South Carolina	W	95-88	2OT
D 3 1991	at UAB	L	91-93	2OT
J 9 1992	at Mississippi State	L	68-72	OT
M 11 1993	vs. Charlotte	W	68-64	OT
D 10 1994	vs. #13/13 Florida	W	93-92	OT
M 16 1995	vs. SMU	L	95-96	OT
D 9 1995	#21/21 Ole Miss	L	74-76	OT
F 1 1996	Tulane	W	84-82	OT
F 21 1996	at Tulane	L	67-72	OT
F 8 1998	Memphis	W	83-81	OT
F 16 1998	at Houston	W	80-74	OT
F 27 1998	vs. UAB	L	72-74	OT
N 20 1998	Mississippi State	L	94-98	OT
J 29 1999	Cincinnati	L	70-79	OT
M 16 2000	at Georgia Tech	L	71-76	OT
J 21 2001	at Memphis	W	65-62	OT
F 9 2003	Marquette	W	82-79	OT
M 2 2003	at East Carolina	W	62-61	OT
D 9 2005	Jackson State	W	76-67	OT
F 22 2008	#19/25 UTEP	L	72-73	OT
F 28 2009	Memphis	L	74-77	OT
M 8 2009	vs. UCF	L	54-65	OT
F 12 2010	at Memphis	L	85-89	OT
N 26 2010	Louisiana	W	76-73	OT
J 20 2011	at Tulane	W	86-81	OT
J 23 2011	East Carolina	W	70-67	OT
N 24 2012	McNeese	W	68-59	OT
D 18 2012	at UT Martin	L	80-87	OT
F 21 2013	Memphis	L	74-80	OT
J 18 2014	at Tulane	L	71-73	OT
J 22 2014	at UTEP	L	85-86	OT
J 25 2014	East Carolina	W	82-80	OT
M 24 2014	at Mississippi State	L	66-74	2OT
J 4 2015	at Louisiana Tech	W	79-77	OT
J 8 2015	UTSA	W	69-60	OT
J 15 2015	at Middle Tennessee	W	77-75	OT
F 5 2015	Middle Tennessee	W	70-65	OT
M 22 2015	TCU	W	77-73	OT
N 20 2015	at Chattanooga	L	48-53	OT
J 25 2018	Charlotte	L	79-85	2OT
M 25 2019	North Alabama	L	65-69	OT
M 13 2020	vs. Marshall	L	67-71	OT
F 19 2021	Florida International	L	58-59	OT
F 7 2022	UTSA	W	60-57	OT
F 19 2022	at UTEP	L	79-86	OT
J 28 2023	at Texas State	L	52-62	OT
F 18 2023	at ULM	W	84-82	OT
F 24 2023	at Louisiana	W	69-64	OT
M 1 2024	at Louisiana	L	57-58	OT
M 23 2024	Murray State	W	78-67	OT

RECORD BREAKDOWN

Games in Overtime	64
Overall Record	28-36
Home/Away/Neutral	14-11 / 10-18 / 4-7
Games in 2OT	4 (1-3)

14 will need to seven games to win the conference title compared to past iterations where they needed just five.

The redesigned bracket will greatly increase the value of the regular season and help with itinerary for all 28 men's and women's teams traveling to Pensacola.

AWARD SZN

Two Lady Eagles earned spots on Preseason All-Sun Belt Conference teams. Jakayla Johnson earned a spot on the Preseason First Team, the second time she has done so in her career. Last season, Johnson also earned preseason First Team honors at ULM and finished the 2024-25 campaign as an All-Sun Belt First Team selection.

Meloney Thames also earned a spot on the Preseason Third Team, the first time Southern Miss has two preseason selections since 2022 when Domonique Davis (1st) and Melyia Grayson (2nd) earned preseason nods. Thames played her first full Division I season last year at ULM, averaging 13.1 points per game for the Warhawks.

As a team, Southern Miss was picked to finish fifth in the Preseason Coaches Poll, taking in 125 total votes. Southern Miss was picked to finish sixth last season and has bested its preseason selection only once, doing so in 2022-23 when the Lady Eagles were picked to finish fourth and proceeded to win a share of the regular season title and earn the third overall seed.

Season	Pick	SBC Record	Actual Finish (Seed)
2022-23	Fourth	13-5	Tied-First (Third)
2023-24	Third	10-8	Tied-Fifth (Sixth)
2024-25	Sixth	5-13	13th (13th)
2025-26	Fifth	--	--

Thames was also named to the Cancun Challenge Yucatan Tournament All-Tournament Team after her 12.0 point per game average in the event.

THE SOUTHERN MISS 1,000-POINT CLUB

Entering the 2025-26 season, 31 Lady Eagles have broken through the 1,000-point plateau while wearing a Southern Miss uniform. The All-American Janice Felder leads the career charts with 2,275 total points over 117 career games.

Last season, Melyia Grayson (2020-25) moved from the lower end of the rankings to the sixth all-time mark, passing her former teammate Domonique Davis (2021-24) in her final game. Ahead of the 2025-26 season, only three current Lady Eagles had even scored a point in a Southern Miss uniform. Brikeyla Gray leads the group with 523 total, Morgan Sieper is second with 446 points since 2023 and is followed by Je'Mya Evans' 133 points scored in the 2024-25 season. This trio has a combined for 1,102 points in the Black & Gold.

Player (Seasons)	GP	PTS	PPG
1 Janice Felder (1990-94)	117	2,275	19.44
2 Portland McCaskill (1981-85)	112	2,129	19.01
3 Jamierra Faulkner (2010-14)	124	2,056	16.58
4 Patricia Nash (1992-96)	118	1,874	15.88
5 Nancy Faulk (1977-81)	103	1,696	16.47
6 Melyia Grayson (2020-25)	137	1,640	11.97
7 Domonique Davis (2021-24)	92	1,624	17.65
8 Nedra Hosey (1993-97)	118	1,616	13.69
9 Pauline Love (2007-10)	95	1,576	16.59
10 Kendra Reed (2005-09)	126	1,537	12.20
11 Joye Nell Lee (1980-84)	108	1,514	14.02
12 Brittanny Dinkins (2013-17)	134	1,479	11.04
13 Wilhelmina Smith (1981-85)	111	1,425	12.84
14 Tanya Bullock (1990-94)	118	1,408	11.93
15 Amber Eugene (2005-09)	123	1,298	10.55
16 Jerontay Clemons (2012-16)	111	1,267	11.41

17 Shonte Hailes (2016-20)	110	1,264	11.49
18 LaShonda Jackson-Smith (94-95, 96-99)	111	1,249	11.25
Angela Atterberry (1996-00)	107	1,249	11.67
20 Alexis Hall (1988-91)	92	1,184	12.87
21 Gina Griffin (1986-90)	119	1,167	9.81
22 Tanesha Washington (2007-11)	124	1,132	9.13
23 Renee Magee (1986-90)	121	1,077	8.90
24 Sharon Varnado (1984-88)	111	1,065	9.59
25 Tamara Jones (2013-15)	69	1,057	15.32
26 Angela Johnson (1997-01)	113	1,037	9.18
27 Megan Brown (2014-19)	132	1,035	7.84
28 Shirley Jones (1977-81)	104	1,026	9.87
29 Jayla King (2015-18)	93	1,025	11.02
30 Respect Leaphart (2016-20)	126	1,022	8.11
31 Pam McCoy (1978-81)	67	1,015	15.15

CAREER SCORING

While there is a high likelihood that no one reaches 1,000 career points at Southern Miss this season, the 2025-26 squad brings in plenty of career points. Six Lady Eagles have experience at the junior college level with four playing under Missy Bilderback at Jones County JC.

Entering the 2025-26 season, Jakayla Johnson already owned 1,092 points at the Division I level, leading Southern Miss' active players. However, Sakyia White has scored the most total points at the college level and owns 1,747 ahead of the season thanks to 1,103 total points at Jones. A full list of total career scoring marks, including seasons at junior colleges, is below.

Player	Seasons	DI	JUCO	Total
Sakyia White	2020-26	761	1103	1864
Jakayla Johnson	2020-26	1190	399	1591
Meloney Thames	2021-26 ²	508	917	1425
Carly Keats	2022-26	515	291	806
Brikeyla Gray	2020-26 ¹	714	--	714
Je'Mya Evans	2022-26	154	435	589
Hayleigh Breland	2022-26	621	--	621
Miriam Prince	2023-26	6	490	496
Morgan Sieper	2023-26	492	--	492
Timya Thurman	2023-26	44	--	44
Whitney Hart	2024-26 ³	35	--	35
Ramiah Augurson	2025-26	32	--	32
Anaisha Carriere	2024-26	29	--	29
Totals		4829	3635	8464

- 1 - Redshirt in 2022-23 at Southern Miss
- 2 - Did not play in 2023-24 at Mississippi State
- 3 - Redshirt in 2024-25 at Southern Miss

UP NEXT

Southern Miss opens its fourth season of Sun Belt Conference play on Thursday, Dec. 18, against long-time rival South Alabama.

Tipoff is set for 5 p.m. as the first of two games at Reed Green Coliseum that night. The game will be the 41st all-time meeting between Southern Miss and South Alabama with the Lady Eagles leading the series 26-14.

Jason Baker and Kay James will have the call on the Southern Miss Sports Network while Lee Roberts and Larry Boyd will anchor the ESPN+ broadcast.

Southern Miss' opponents in the AP Poll

	APP	ARST	CCU	GASO	JAX	JMU	LA	MU	MSST	NSU	NCSU	NIU	ODU	SMU	USA	SLU	TXST	TU	UAB	ULM
Pre	--	--	--	--	--	--	--	--	--	--	9	--	--	--	--	--	--	--	--	--
N 10	--	--	--	--	--	--	--	--	--	--	10	--	--	--	--	--	--	--	--	--
N 17	--	--	--	--	--	--	--	--	--	--	16	--	--	--	--	--	--	--	--	--
N 24	--	--	--	--	--	--	--	--	--	--	25	--	--	--	--	--	--	--	--	--
D 1	--	--	--	--	--	--	--	--	--	--	RV	--	--	--	--	--	--	--	--	--
D 8	--	--	--	--	--	--	--	--	--	--	RV	--	--	--	--	--	--	--	--	--
D 15																				
D 22																				
D 29																				
J 5																				
J 12																				
J 19																				
J 26																				
F 2																				
F 9																				
F 16																				
F 23																				
M 2																				
M 9																				
M 16																				
Final																				

Southern Miss' opponents in the WBCA Poll

	APP	ARST	CCU	GASO	JAX	JMU	LA	MU	MSST	NSU	NCSU	NIU	ODU	SMU	USA	SLU	TXST	TU	UAB	ULM
Pre	--	--	--	--	--	RV	--	--	--	--	8	--	--	--	--	--	--	--	--	--
N 11	--	--	--	--	--	--	--	--	--	--	9	--	--	--	--	--	--	--	--	--
N 18	--	--	--	--	--	--	--	--	--	--	16	--	--	--	--	--	--	--	--	--
N 25	--	--	--	--	--	--	--	--	--	--	24	--	--	--	--	--	--	--	--	--
D 2	--	--	--	--	--	--	--	--	--	--	25	--	--	--	--	--	--	--	--	--
D 9	--	--	--	--	--	--	--	--	--	--	--	--	--	--	--	--	--	--	--	-
D 16																				
D 23																				
D 30																				
J 6																				
J 13																				
J 20																				
J 27																				
F 3																				
F 10																				
F 17																				
F 24																				
M 3																				
M 10																				
M 17																				
Final																				

Southern Miss' opponents in the CollegeInsider.com Mid-Major Coaches Poll

	APP	ARST	CCU	GASO	JAX	JMU	LA	MU	NSU	NIU	ODU	USA	SLU	TXST	TU	UAB	ULM
Pre	--	19	--	--	--	3	--	--	--	--	--	--	--	--	21	--	--
N 11	--	21	--	--	--	6	--	--	--	--	--	--	--	--	17	--	--
N 18	--	19	--	--	--	2	--	--	--	--	--	--	--	--	10	--	--
N 25	--	RV	--	--	--	5	--	--	--	--	20	--	--	--	10	--	--
D 2	--	17	--	--	--	3	--	--	--	--	RV	RV	--	--	4	--	--
D 9	--	16	--	--	--	3	--	--	--	--	RV	--	--	--	4	--	--
D 16																	
D 23																	
D 30																	
J 6																	
J 13																	
J 20																	
J 27																	
F 3																	
F 10																	
F 17																	
F 24																	
M 3																	
M 10																	
M 17																	
Final																	

Rankings in bold indicate a week where Southern Miss played that team; Rankings as of Dec. 9, 2025

NEXT WEEK

Southern Miss vs. South Alabama
Thursday, December 18, 2025
Hattiesburg, Miss. // Reed Green Coliseum



About the Jaguars

Record 6-3 (0-0 Sun Belt Conference)
Last Game L, 75-61 at Florida (Dec. 7)
Next Game North Alabama (Dec. 14)
Current NET/2024-25 308/118

Head Coach Yolisha Jackson
Alma Mater Jacksonville, 2004
Record at USA 21-50 (third season)
Career Record 21-50 (third season)
Division I Record 21-50 (third season)

Series History

Overall 26-14 (41st meeting)
Home 16-4 (.800)
Away 10-10 (.500)
Neutral 0-0
First Meeting ..Jan. 15, 1976 // Hattiesburg // W, 56-48
Last Meeting Feb. 19, 2025 // Mobile // L, 66-57

Last Five Meetings

Year	Date	Rank	W/L	Score	Location
2023	F 4	-/-	W	61-50	* Hattiesburg
2024	J 13	-/-	W	77-69	* Hattiesburg
2024	J 27	-/-	W	77-43	* Mobile
2025	J 18	-/-	W	78-49	* Hattiesburg
2025	F 19	-/-	L	57-66	* Mobile

*Sun Belt Conference

Southern Miss vs. Louisiana

Saturday, December 20, 2025
Hattiesburg, Miss. // Reed Green Coliseum



About the Ragin' Cajuns

Record 0-9 (Sun Belt Conference)
Last Game L, 61-54 vs. Morehead State (Dec. 7)
Next Game at Texas State * (Dec. 17)
Current NET/2024-25 167/327

Head Coach Garry Brodhead
Alma Mater Louisiana, 1980
Record at LA 215-190 (14th season)
Career Record 215-190 (14th season)
Division I Record 215-190 (14th season)

Series History

Overall 17-5 (23rd meeting)
Home 12-1 (.923)
Away 4-4 (.500)
Neutral 1-0 (1.000)
First Meeting ..Dec. 16, 1976 // Hattiesburg // W, 79-74
Last Meeting Feb. 28, 2025 // Hattiesburg // W, 64-53

Last Five Meetings

Year	Date	Rank	W/L	Score	Location
2023	F 24	-/-	W (OT)	69-64	* Lafayette
2024	F 1	-/-	W	55-48	* Hattiesburg
2024	M 1	-/-	L (OT)	57-58	* Lafayette
2025	J 11	-/-	L	68-77	* Lafayette
2025	F 28	-/-	W	64-53	* Hattiesburg

	Opponent	Quarter Scoring						Field Goals		Three-Pointers		Free Throws		Rebounds											
		1	2	3	4	OT	PTS	+/-	M-A	%	M-A	%	M-A	%	O	D	T	+/-	A	TO	+/-	S	B	PF	
N 3	SOUTHERN MISS	20	19	15	23	--	77	+21	28-71	.394	12-23	.522	9-9	1.000	15	29	44	+11	18	10	+8	8	4	14	
	Northern Illinois	10	20	12	14	--	56		19-50	.380	5-19	.263	13-17	.765	5	28	33		10	18		5	3	13	
N 7	SOUTHERN MISS	24	24	19	25	--	92	+12	33-70	.471	10-22	.455	16-21	.762	15	24	39	--	22	10	+3	8	4	20	
	William Carey	24	14	20	22	--	80		27-68	.397	9-23	.391	17-23	.739	16	23	39	--	18	13		5	2	14	
N 10	SOUTHERN MISS	25	29	41	18	--	113	+74	46-72	.639	8-16	.500	13-19	.684	13	39	52	+30	16	11	+12	12	3	6	
	Blue Mountain Christian	9	6	12	12	--	39		15-59	.254	5-23	.217	4-4	1.000	5	17	22		8	23		6	1	19	
N 13	Southern Miss	15	12	24	16	--	67	+6	23-59	.390	4-18	.222	17-26	.654	12	23	35		7	13	+11	15	1	17	
	at Jacksonville State	18	15	12	16	--	61		22-53	.415	9-24	.375	8-14	.571	12	32	44	-9	9	24		3	4	19	
N 18	SOUTHERN MISS	15	24	18	29	--	86	+33	33-66	.500	9-23	.391	11-17	.647	14	30	44	+12	15	13	+2	6	5	17	
	Southeastern	11	11	16	15	--	53		20-60	.333	2-18	.111	11-13	.846	10	22	32		6	15		7	0	14	
N 22	SOUTHERN MISS	17	32	20	17	--	86	+26	31-77	.403	12-30	.400	12-22	.545	25	28	53	+14	17	16	+8	11	1	18	
	Nicholls	9	22	14	15	--	60		22-58	.379	5-17	.294	11-19	.579	12	27	39		14	24		8	6	19	
N 27	Southern Miss	15	13	18	26	--	72		28-70	.400	7-27	.259	9-11	.818	15	31	46	+10	11	15		7	2	14	
	vs. UAB	23	21	13	20	--	77	-5	29-66	.439	11-33	.333	8-12	.667	8	28	36		21	12	-3	3	0	12	
N 28	Southern Miss	9	15	11	21	--	56		23-73	.315	7-28	.250	3-4	.750	9	25	34		6	16		3	3	17	
	vs. #25/24 N.C. State	30	28	29	23	--	110	-54	43-77	.558	9-19	.474	15-20	.750	13	39	52	-18	25	7	-9	13	2	11	
D 1	Southern Miss	17	17	12	24	--	70		26-59	.441	6-19	.316	12-16	.750	8	20	28		11	15	+1	11	2	25	
	at SMU	18	20	19	26	--	83	-13	27-58	.466	6-15	.400	23-28	.821	13	27	40	-12	15	16		8	5	11	
D 7	SOUTHERN MISS	17	29	9	26	--	81	+8	29-58	.500	12-27	.444	11-18	.611	9	23	32		14	12	+1	9	1	13	
	UAB	21	21	18	13	--	73		25-57	.439	10-32	.313	13-17	.765	10	25	35	-3	15	13		3	0	16	
D 14	Southern Miss																								
D 18	SOUTHERN MISS																								
D 20	SOUTHERN MISS																								
J 1	SOUTHERN MISS																								
J 3	SOUTHERN MISS																								
J 10	Southern Miss																								
J 14	Southern Miss																								
J 17	Southern Miss																								
J 22	SOUTHERN MISS																								
J 24	SOUTHERN MISS																								
J 28	Southern Miss																								
J 31	Southern Miss																								
F 4	SOUTHERN MISS																								
F 7	Southern Miss																								
F 12	SOUTHERN MISS																								
F 14	SOUTHERN MISS																								
F 18	Southern Miss																								
F 21	Southern Miss																								
F 25	Southern Miss																								
F 27	Southern Miss																								

Opponent	Quarter Scoring					PTS	+/-	Field Goals		Three-Pointers		Free Throws		Rebounds				A	TO	+/-	S	B	PF
	1	2	3	4	OT			M-A	%	M-A	%	M-A	%	O	D	T	+/-						
Season Total	174	214	187	225	--	800	+108	300-675	.444	87-233	.373	113-163	.693	135	272	407	+35	137	131	+34	90	26	161
Opponents	173	178	165	176	--	692		249-606	.411	71-223	.318	123-167	.737	104	268	372		141	165		61	23	148
Sun Belt Total																							
Opponents																							
At Reed Green Coliseum	118	157	122	138	--	535	+174	200-414	.483	63-141	.447	72-106	.679	91	173	264	+64	102	72	+34	54	18	88
Opponents	84	94	92	91	--	361		128-352	.364	36-132	.273	69-93	.742	58	142	200		71	106		34	12	95
In True Away Games	32	29	36	40	--	137		49-118	.415	10-37	.270	29-42	.690	20	43	63		18	28		26	3	42
Opponents	36	35	31	42	--	144	-7	49-111	.441	15-39	.385	31-42	.738	25	59	84	-21	24	40	-12	11	9	30
At Neutral Sites	24	28	29	47	--	128		51-143	.357	14-55	.255	12-15	.800	24	56	80		17	31		10	5	31
Opponents	53	49	42	43	--	187	-59	72-143	.503	20-52	.385	23-32	.719	21	67	88	-8	46	19	-12	16	2	23

2025-26 SUN BELT STANDINGS

2025-26 SUN BELT STANDINGS		CONFERENCE			OVERALL			STREAK		
	Team	W-L	PCT	GB	W-L	PCT	H	A	NET	[SBC]
1	Troy	0-0	--	--	8-1	.889	4-0	2-1	75	W5 (L1)
2	Old Dominion	0-0	--	--	7-1	.875	8-1	2-0	119	W7 (L1)
3	Arkansas State	0-0	--	--	8-3	.727	4-1	2-2	125	W6 (W2)
	James Madison	0-0	--	--	8-3	.727	5-2	1-1	50	W5 (W20)
5	Marshall	0-0	--	--	7-3	.700	5-1	1-2	113	W2 (L1)
	Southern Miss	0-0	--	--	7-3	.700	6-0	1-1	186	W1 (W1)
7	App State	0-0	--	--	6-3	.667	4-1	2-2	100	L1 (L6)
	Georgia Southern	0-0	--	--	6-3	.667	4-1	2-2	107	W5 (W2)
	South Alabama	0-0	--	--	6-3	.667	5-1	1-2	118	L2 (L3)
10	ULM	0-0	--	--	5-3	.625	5-0	0-3	131	L2 (L2)
11	Coastal Carolina	0-0	--	--	5-5	.500	4-1	1-4	129	L1 (W1)
12	Georgia State	0-0	--	--	4-6	.400	3-1	1-5	256	L3 (W1)
13	Texas State	0-0	--	--	2-6	.250	1-3	1-3	270	L1 (W1)
14	Louisiana	0-0	--	--	0-9	.000	0-4	0-3	327	L11 (L1)

2025-26 Sun Belt Conference Preseason Coaches Poll

Team	Head Coach	At School (SBC)	Preseason Rec. (SBC)	Points (1st)
1. James Madison	Sean O'Regan	10th (Fourth)	210-81 (44-10)	189 (9)
2. Arkansas State	Destinee Rogers	Fifth	55-57 (32-36)	174 (3)
3. Troy	Chanda Rigby	14th	255-157 (159-77)	171 (1)
4. Old Dominion	DeLisha Milton-Jones	Sixth (Fourth)	99-59 (33-21)	151 (1)
5. Southern Miss	Missy Bilderback	First (Third)	32-33 (17-19)	125
6. Coastal Carolina	Kevin Pederson	Fourth	49-46 (26-28)	104
7. Georgia State	Gene Hill	Eighth	92-114 (51-68)	102
8. Marshall	Juli Fuls	Second	15-20 (6-12)	100
9. App State	Alaura Sharp	Second	13-17 (9-9)	94
10. Georgia Southern	Hana Haden	Second	16-18 (6-12)	73
11. Louisiana	Garry Brodhead	14th	215-181 (120-111)	67
12. Texas State	Zenarae Antoine	15th (13th)	214-213 (110-104)	55
13. ULM	Scotty Fletcher	First	0-0 (0-0)	36
14. South Alabama	Yolisha Jones	Third	15-47 (4-32)	29

2025-26 Sun Belt Conference Preseason Awards

Preseason Player of the Year Peyton McDaniel (James Madison)

2025-26 Preseason All-Sun Belt First Team

En'Dya Buford	Old Dominion	G Gr.	Memphis, Tenn.
Zay Dyer	Troy	F Sr.	Atlanta, Ga.
Jakayla Johnson	Southern Miss	G Gr.	Clinton, Miss.
Peyton McDaniel	James Madison	G R-Sr.	Birdsboro, Pa.
Crislyn Rose	Arkansas State	G Jr.	Sachse, Texas

2025-26 Preseason All-Sun Belt Second Team

Ashanti Barnes	James Madison	F Gr.	Norfolk, Va.
Crystal Henderson	Georgia State	G Jr.	Marietta, Ga.
Rachel Leggett	Troy	G Sr.	Navarre, Fla.
Zyion Shannon	Arkansas State	G Sr.	Smyrna, Tenn.
Kristin Williams	Coastal Carolina	G Gr.	San Diego, Calif.

2025-26 Preseason All-Sun Belt Third Team

Ashley Baez	Troy	G Sr.	Santo Domingo, D.R.
Simone Cunningham	Old Dominion	G Sr.	Pleasant Grove, Ala.
Meredith Maier	Marshall	F Sr.	Fairmont, W.Va.
Elena Pericic	App State	F Sr.	Rijeka, Croatia
Meloney Thames	Southern Miss	G Gr.	Philadelphia, Miss.

2025-26 Sun Belt Players of the Week

Date	Player	PPG	RPG	APG	S	B
N 11	Fortuna Ngnawo (TU)	19.5	4.5	1.5	3	8
N 18	Peyton McDaniel (JMU)	19.5	8.0	1.0	1	0
N 25	Timaya Lewis-Eutsey (MU)	17.3	2.0	4.7	13	1
D 2	Peyton McDaniel (JMU)	23.5	6.5	0.5	1	1
D 9	Destiny Garrett (GASO)	20.5	5.0	2.5	5	1
D 16						
D 23						
D 30						
J 6						
J 13						
J 20						
J 27						
F 3						
F 10						
F 17						
F 24						
M 2						

Team Stats

	Offense	Defense	Margin
Troy	88.4	66.9	+21.5
Old Dominion	72.0	53.5	+18.5
App State	67.8	54.8	+13.0
Marshall	68.8	56.1	+12.7
Coastal Carolina	76.7	64.0	+12.7
South Alabama	75.7	64.6	+11.1
Southern Miss	80.0	69.2	+10.8
James Madison	72.5	62.4	+10.2
Arkansas State	76.1	68.1	+8.0
Georgia Southern	72.9	68.9	+4.0
ULM	61.4	60.4	+1.0
Texas State	59.9	65.1	-5.3
Georgia State	71.6	78.1	-6.6
Louisiana	56.9	73.9	-17.0

Scoring Leaders

	GP	PTS	AVG
Peyton McDaniel (James Madison)	11	223	20.3
Saniya Burks (Texas State)	8	148	18.5
Crystal Henderson (Georgia State)	9	143	15.9
Fortuna Ngnawo (Troy)	10	154	15.4
Zyion Shannon (Arkansas State)	11	168	15.3

Rebounding Leaders

	GP	REB	AVG
Zay Dyer (Troy)	10	122	12.2
Ashanti Barnes (James Madison)	11	101	9.2
Cordasia Harris (South Alabama)	9	78	8.7
Fortuna Ngnawo (Troy)	10	79	7.9
Kyra Anderson (Texas State)	8	63	7.9

Assists Leaders

	GP	AST	AVG
Zakiya Stephenson (James Madison)	11	53	4.8
Emma Smith (App State)	9	39	4.3
D'Yanis Jimenez (Coastal Carolina)	8	33	4.1
Crystal Henderson (Georgia State)	9	36	4.0
Chrysta Narcisse (South Alabama)	9	36	4.0

Steal Leaders

	GP	STL	AVG
Timaya Lewis-Eustey (Marshall)	10	35	3.5
Shanti Simmons (Georgia Southern)	9	27	3.0
Zyion Shannon (Arkansas State)	11	31	2.8
En'Dya Buford (Old Dominion)	8	22	2.8
Two players			2.6

Block Leaders

	GP	BLK	AVG
Riley Stack (Old Dominion)	8	25	3.1
Brianna McLeod (James Madison)	11	24	2.2
Cordasia Harris (South Alabama)	9	18	2.0
Fortuna Ngnawo (Troy)	10	16	1.6
Simone Cunningham (Old Dominion)	8	12	1.5

AROUND THE BELT

Wednesday, December 10, 2025

Oakwood at Troy	ESPN+
Noon	Troy, Ala. // Trojan Arena
UNT Dallas at Texas State	ESPN+
5 p.m.	San Marcos, Texas // Strahan Arena
UNCG at Coastal Carolina	ESPN+
5 p.m.	Conway, S.C. // HTC Center

Thursday, December 11, 2025

Davis & Elkins at Marshall	ESPN+
5 p.m.	Huntington, W.Va. // Cam Henderson Center
ULM at Indiana	B1G+
6 p.m.	Bloomington, Ind. // Assembly Hall

Friday, December 12, 2025

Coastal Georgia at Georgia Southern	ESPN+
10 a.m.	Statesboro, Ga. // Hill Convocation Center

Sunday, December 14, 2025

Kennesaw State at Georgia State	ESPN+
1 p.m.	Atlanta, Ga. // GSU Convocation Center
Marshall vs. Eastern Kentucky	ESPN+
2 p.m.	Lexington, Ky. // Clive M. Beck Center
North Alabama at South Alabama	ESPN+
2 p.m.	Mobile, Ala. // Mitchell Center
Southern Miss at Mississippi State	SECN+
2 p.m. Starkville, Miss. // Humphrey Coliseum	
Notre Dame at James Madison	ESPN+
3 p.m.	Harrisonburg, Va. // Atlantic Union Bank Center

Wednesday, December 17, 2025

App State at Marshall *	ESPN+
10 a.m.	Huntington, W.Va. // Cam Henderson Center
Troy at Old Dominion *	ESPN+
10 a.m.	Norfolk, Va. // Chartway Arena
James Madison at Coastal Carolina *	ESPN+
5 p.m.	Conway, S.C. // HTC Center
Louisiana at Texas State	ESPN+
5 p.m.	San Marcos, Texas // Strahan Arena
ULM at Arkansas State	ESPN+
7 p.m.	Jonesboro, Ark. // First National Bank Arena

Thursday, December 18, 2025

Georgia State at Georgia Southern *	ESPN+
4 p.m.	Statesboro, Ga. // Hill Convocation Center
South Alabama at Southern Miss *	ESPN+
5 p.m. Hattiesburg, Miss. // Reed Green Coliseum	

Saturday, December 20, 2025

App State at Georgia Southern *	ESPN+
Noon	Statesboro, Ga. // Hill Convocation Center
Georgia State at Coastal Carolina *	ESPN+
Noon	Conway, S.C. // HTC Center
James Madison at Marshall *	
Noon	Huntington, W.Va. // Cam Henderson Center
ULM at Texas State *	ESPN+
Noon	San Marcos, Texas // Strahan Arena
Louisiana at Southern Miss *	ESPN+
1 p.m. Hattiesburg, Miss. // Reed Green Coliseum	
South Alabama at Arkansas State *	ESPN+
2 p.m.	Jonesboro, Ark. // First National Bank Arena

Sunday, December 21, 2025

Troy at Alabama	SECN+
2 p.m.	Tuscaloosa, Ala. // Coleman Coliseum

Sunday, December 28, 2025

LaGrange at Georgia State	ESPN+
1 p.m.	Atlanta, Ga. // GSU Convocation Center
Arkansas State at Arkansas	SECN+
2 p.m.	Fayetteville, Ark. // Bud Walton Arena

PERIOD HIGHS & LOWS

Most First Quarter Points
Southern Miss . . . 25 (Blue Mountain Christian, Nov. 10)
Opponent 30 (vs. North Carolina State, Nov. 28)

Fewest First Quarter Points
Southern Miss 9 (vs. North Carolina State, Nov. 28)
Opponent 9 (Blue Mountain Christian, Nov. 10)
. 9 (Nicholls, Nov. 22)

Most Second Quarter Points
Southern Miss 32 (Nicholls, Nov. 22)
Opponent 28 (vs. North Carolina State, Nov. 28)

Fewest Second Quarter Points
Southern Miss 12 (at Jacksonville State, Nov. 13)
Opponent 6 (Blue Mountain Christian, Nov. 10)

Most First Half Points
Southern Miss . . . 54 (Blue Mountain Christian, Nov. 10)
Opponent 58 (vs. North Carolina State, Nov. 28)

Fewest First Half Points
Southern Miss . . 24 (vs. North Carolina State, Nov. 28)
Opponent 15 (Blue Mountain Christian, Nov. 10)

Most Third Quarter Points
Southern Miss . . . 41 (Blue Mountain Christian, Nov. 10)
Opponent 29 (vs. North Carolina State, Nov. 28)

Fewest Third Quarter Points
Southern Miss 9 (UAB, Dec. 7)
Opponent 12 (Northern Illinois, Nov. 3)
. 12 (Blue Mountain Christian, Nov. 10)
. 12 (at Jacksonville State, Nov. 13)

Most Fourth Quarter Points
Southern Miss 29 (Southeastern, Nov. 18)
Opponent 26 (at SMU, Dec. 1)

Fewest Fourth Quarter Points
Southern Miss 16 (at Jacksonville State, Nov. 13)
Opponent 12 (Blue Mountain Christian, Nov. 10)

Most Second Half Points
Southern Miss . . . 59 (Blue Mountain Christian, Nov. 10)
Opponent 52 (vs. North Carolina State, Nov. 28)

Fewest Second Half Points
Southern Miss . . 32 (vs. North Carolina State, Nov. 28)
Opponent 24 (Blue Mountain Christian, Nov. 10)

LEADS & DEFICITS

Largest Halftime Lead
39 points vs. Blue Mountain Christian (Nov. 10)

Largest Halftime Lead Blown
Four points vs. UAB (Dec. 7)

Largest Halftime Deficit
34 points vs. North Carolina State (Nov. 28)

Largest Halftime Deficit Overcome
Six points at Jacksonville State (Nov. 13)

Largest Lead
77 points (Q4 0:39) vs. Blue Mt. Christian (Nov. 10)

Longest Time with Lead
39:02 vs. Northern Illinois (Nov. 3)

Largest Lead Blown
Six points (Q1 8:56) vs. UAB (Nov. 27)

Largest Deficit
60 points (Q4 5:46) vs. North Carolina State (Nov. 28)

Largest Time in Deficit
39:01 vs. North Carolina State (Nov. 28)

Largest Deficit Overcome in Win
Eight points (Q2 3:23) at Jacksonville State (Nov. 13)
Eight points (Q3 1:13) vs. UAB (Dec. 7)

	OPPONENT	1 (streak)	2 (streak)	3 (streak)	4 (streak)	5 (streak)
N 3	NORTHERN ILLINOIS	Johnson (1)	Thames (1)	Keats (1)	White (1)	Breland (1)
N 7	WILLIAM CAREY	Johnson (2)	Thames (2)	Keats (2)	White (2)	Breland (2)
N 10	BLUE MT. CHRISTIAN	Johnson (3)	Thames (3)	Keats (3)	White (3)	Breland (3)
N 13	at Jacksonville State	Johnson (4)	Thames (4)	Keats (4)	White (4)	Breland (4)
N 18	SOUTHEASTERN	Johnson (5)	Thames (5)	Keats (5)	White (5)	Breland (5)
N 22	NICHOLLS	Johnson (6)	Thames (6)	Keats (6)	White (6)	Breland (6)
N 27	vs. UAB	Johnson (7)	Thames (7)	Keats (7)	White (7)	Breland (7)
N 28	vs. #25/24 N.C. State	Johnson (8)	Thames (8)	Keats (8)	White (8)	Breland (8)
D 1	at SMU	Johnson (9)	Thames (9)	Keats (9)	White (9)	Breland (9)
D 7	UAB	Johnson (10)	Thames (10)	Keats (10)	White (10)	Breland (10)
D 14	at Mississippi State					
D 18	SOUTH ALABAMA					
D 20	LOUISIANA					
J 1	ARKANSAS STATE					
J 3	TROY					
J 10	at App State					
J 15	at Texas State					
J 17	at Arkansas State					
J 22	MARSHALL					
J 24	COASTAL CAROLINA					
J 28	at Georgia Southern					
F 31	at Old Dominion					
F 4	JAMES MADISON					
F 7	at TBD					
F 12	ULM					
F 14	TEXAS STATE					
F 18	at Louisiana					
F 21	at Troy					
F 25	at South Alabama					
F 27	at ULM					

RANK	LINEUP (sorted by use)	TIMES USED	RECORD	LAST GAME USED
1	Johnson / Thames / Keats / White / Breland	10	7-3	UAB (Dec. 7)

RANK	LINEUP (sorted chronologically by first use)	TIMES USED	RECORD	LAST GAME USED
1	Johnson / Thames / Keats / White / Breland	10	7-3	UAB (Dec. 7)

	PLAYER	START	SEASON		DI CAREER		AT SOUTHERN MISS		
		STREAK	GP	GS	GP	GS	GP	GS	GS RECORD
0	Anaisha Carriere	-	7	0	17	0	6	0	--
2	Ramiah Augurson	-	10	0	10	0	10	0	--
3	Jakayla Johnson	10	10	10	105	92	10	10	7-3
6	Brikayla Gray	-	10	0	116	57	86	54	--
8	Meloney Thames	10	10	10	39	39	10	10	7-3
10	Miriam Prince	-	3	0	4	0	3	0	--
12	Morgan Sieper	-	10	0	75	56	75	56	27-29
20	Je'Mya Evans	-	9	0	40	2	40	2	0-2
21	Carly Keats	10	10	10	70	40	10	10	7-3
22	Sakyia White	10	10	10	97	58	10	10	7-3
23	Hayleigh Breland	10	10	10	96	43	10	10	7-3
32	Timya Thurman	-	7	0	37	0	7	0	--
35	Whitney Hart	-	8	0	8	0	8	0	--

HALFTIME MARGIN (2025-26)														
	1	2	3	4	5	6	7	8	9	10	11-15	16-19	20-24	25+
Leading	-	-	-	1	-	-	-	-	1	1	-	2	-	1
Trailing	-	-	-	1	-	1	-	-	-	-	-	1	-	1
MARGIN OF VICTORY/DEFEAT (2025-26)														
	1	2	3	4	5	6	7	8	9	10	11-15	16-19	20-24	25+
Wins	-	-	-	-	-	1	-	1	-	-	1	-	1	3
Losses	-	-	-	-	1	-	-	-	-	-	1	-	-	1
MARGIN OF VICTORY/DEFEAT (SINCE 2004-05)														
	1	2	3	4	5	6	7	8	9	10	11-15	16-19	20-24	25+
Wins	8	19	9	9	23	18	16	20	22	13	67	36	31	55
Losses	11	15	11	13	13	12	16	10	14	21	56	47	26	46
MARGIN OF VICTORY/DEFEAT (ALL-TIME)														
	1	2	3	4	5	6	7	8	9	10	11-15	16-19	20-24	25+
Wins	29	51*	36	26	45	35	37	38	46	25	151	97	88	132
Losses	35	39	31	29	26	31	34	22	27	36	120	72	52	83

* Two wins come via forfeit against West Florida and are recorded as 2-0 final scores

	POINTS			FG%		3P%		REBOUNDS		ASSISTS		STEALS		BLOCKS	
	USM	OPP	+/-	USM	OPP	USM	OPP	USM	OPP	USM	OPP	USM	OPP	USM	OPP
November	81.1	67.0	+14.1	.439	.401	.369	.313	43.4	37.1	14.0	13.9	8.8	6.3	2.9	2.3
December	75.5	78.0	-2.5	.470	.452	.391	.340	30.0	37.5	12.5	15.0	10.0	5.5	1.5	2.5
January	-	-	-	-	-	-	-	-	-	-	-	-	-	-	-
February	-	-	-	-	-	-	-	-	-	-	-	-	-	-	-
March	-	-	-	-	-	-	-	-	-	-	-	-	-	-	-

	POINTS			FG%		3P%		REBOUNDS		ASSISTS		STEALS		BLOCKS	
	USM	OPP	+/-	USM	OPP	USM	OPP	USM	OPP	USM	OPP	USM	OPP	USM	OPP
Sunday	81.0	73.0	+8.0	.500	.439	.444	.313	32.0	35.0	14.0	15.0	9.0	3.0	1.0	0.0
Monday	86.7	59.3	+27.3	.495	.365	.448	.281	41.3	31.7	15.0	11.0	10.3	6.3	3.0	3.0
Tuesday	86.0	53.0	+33.0	.500	.333	.391	.111	44.0	32.0	15.0	6.0	6.0	7.0	5.0	0.0
Wednesday	-	-	-	-	-	-	-	-	-	-	-	-	-	-	-
Thursday	69.5	69.0	+0.5	.395	.429	.244	.351	40.5	40.0	9.0	15.0	11.0	3.0	1.5	2.0
Friday	74.0	95.0	-21.0	.392	.483	.340	.429	36.5	45.5	14.0	21.5	5.5	9.0	3.5	2.0
Saturday	86.0	60.0	+26.0	.403	.379	.400	.294	53.0	39.0	17.0	14.0	11.0	8.0	1.0	6.0

Game Records						Score by Periods										
Record	Overall		Home	Away	Neutral	Team	1st	2nd	3rd	4th	OT	TOT				
ALL GAMES	1-3		1-0	0-1	0-2	Southern Miss.	58	74	50	97	0	279				
CONFERENCE	0-0		0-0	0-0	0-0	Opponents	92	90	79	82	0	343				
NON-CONFERENCE	1-3		1-0	0-1	0-2											

Team Box Score																						
No.	Player				Total		3-Point		F-Throw		Rebounds											
		GP-GS	MIN	AVG	FG-FGA	FG%	3FG-3FGA	3FG%	FT-FTA	FT%	OFF	DEF	TOT	AVG	PF	DQ	A	TO	BLK	STL	PTS	AVG
22	WHITE, Sakyla	4-4	101:33	25.4	22-38	.579	0-0	.000	7-8	.875	9	19	28	7.0	14	1	3	9	2	3	51	12.8
8	THAMES, Meloney	4-4	122:07	30.5	19-58	.328	6-27	.222	7-13	.538	1	11	12	3.0	6	0	11	4	2	5	51	12.8
23	BRELAND, Hayleigh	4-4	106:41	26.7	18-47	.383	6-16	.375	4-6	.667	6	11	17	4.3	8	0	7	6	0	2	46	11.5
21	KEATS, Carly	4-4	122:51	30.7	13-41	.317	11-32	.344	2-2	1.000	2	6	8	2.0	5	0	12	4	0	2	39	9.8
3	JOHNSON, Jakayla	4-4	81:00	20.3	11-23	.478	4-8	.500	3-4	.750	0	7	7	1.8	10	0	5	11	0	6	29	7.3
12	SIEPER, Morgan	4-0	70:31	17.6	5-16	.313	4-14	.286	2-2	1.000	1	9	10	2.5	5	0	2	6	0	4	16	4.0
6	GRAY, Brikeyla	4-0	86:53	21.7	4-12	.333	1-1	1.000	6-8	.750	8	18	26	6.5	6	0	2	5	2	7	15	3.8
35	HART, Whitney	2-0	12:33	6.3	3-4	.750	0-0	.000	0-0	.000	3	2	5	2.5	2	0	0	3	0	0	6	3.0
2	AUGURSON, Ramiah	4-0	34:04	8.5	5-11	.455	0-1	.000	2-2	1.000	0	3	3	0.8	5	0	1	0	1	0	12	3.0
20	EVANS, Je'Mya	4-0	27:39	6.9	4-4	1.000	0-0	.000	2-4	.500	3	5	8	2.0	7	0	0	3	1	10	2.5	
0	CARRIERE, Anaisha	1-0	10:23	10.4	1-3	.333	0-1	.000	0-0	.000	0	2	2	2.0	1	0	0	2	1	0	2	2.0
32	THURMAN, Timya	2-0	16:00	8.0	1-2	.500	0-0	.000	0-0	.000	1	2	3	1.5	0	0	0	1	1	0	2	1.0
10	PRINCE, Miriam	1-0	07:44	7.7	0-1	.000	0-1	.000	0-0	.000	0	0	0	0.0	0	0	1	0	0	0	0.0	
Team											7	4	11					2				
Total		4	800		106-260	.408	32-101	.317	35-49	.714	41	99	140	35.0	69	1	42	58	8	30	279	69.8
Opponents		4	800		124-258	.481	36-99	.364	59-77	.766	44	119	163	40.8	50	2	76	48	7	27	343	85.8

Team Statistics			USM	OPP
Scoring			279	343
Points per game			69.8	85.8
Scoring margin			-16.0	-
Field goals-att			106-260	124-258
Field goal pct			.408	.481
3 point fg-att			32-101	36-99
3-point FG pct			.317	.364
3-pt FG made per game			8.0	9.0
Free throws-att			35-49	59-77
Free throw pct			.714	.766
F-Throws made per game			8.8	14.8
Rebounds			140	163
Rebounds per game			35.0	40.8
Rebounding margin			-5.8	-
Assists			42	76
Assists per game			10.5	19.0
Turnovers			58	48
Turnovers per game			14.5	12.0
Turnover margin			-2.5	-
Assist/turnover ratio			0.7	1.6
Steals			30	27
Steals per game			7.5	6.8
Blocks			8	7
Blocks per game			2.0	1.8

Team Results						
Date	Opponent		Score	Att.		
11/27/2025	vs UAB	L	72-77	100		
11/28/2025	vs NC State	L	56-110	0		
12/01/2025	at SMU	L	70-83	1056		
12/07/2025	UAB	W	81-73	1576		

SCORE BY TIME

Time	USM Leads	USM Trails	Tied
First Quarter			
7:30	5-1	2-2	-
5:00	4-2	3-1	-
2:30	4-1	3-2	-
0:00	4-0	2-3	1-0
Second Quarter			
7:30	4-1	2-2	1-0
5:00	6-0	1-3	-
2:30	6-0	1-3	-
0:00	6-0	1-3	-
Third Quarter			
7:30	5-0	1-3	1-0
5:00	5-0	2-3	-
2:30	6-0	1-3	-
0:00	6-0	1-3	-
Fourth Quarter			
7:30	6-0	0-3	1-0
5:00	6-0	1-3	-
2:30	6-0	1-3	-
0:00	6-0	1-3	-
Overtime			
4:00	-	-	-
3:00	-	-	-
2:00	-	-	-
1:00	-	-	-
0:00	-	-	-

ATTENDANCE TRACKER

Date	Opponent	Game Att.	Total Att.	Avg. Att.
N 3	NORTHERN ILL.	1,620	1,620	1,620
N 7	WILLIAM CAREY	4,189	5,809	2,904
N 10	BLUE MOUNTAIN	1,407	7,216	2,405
N 13	at Jax State	1,167	8,383	2,095
N 18	SOUTHEASTERN	3,553	11,936	2,387
N 22	NICHOLLS	3,121	15,057	2,509
N 27	vs. UAB	100	15,157	2,165
N 28	vs. N.C. State	n/a	15,157*	1,894*
D 1	at SMU	1,056	16,213	1,801
D 7	UAB	1,576	17,789	1,778
D 14	at Miss. State			
D 18	SOUTH ALA.			
D 20	LOUISIANA			
J 1	ARK. STATE			
J 3	TROY			
J 10	at App State			
J 15	at Texas State			
J 17	at Ark. State			
J 22	MARSHALL			
J 24	C. CAROLINA			
J 28	at Ga. Southern			
J 31	at Old Dominion			
F 4	JAMES MADISON			
F 7	at TBD			
F 12	ULM			
F 14	TEXAS STATE			
F 18	at Louisiana			
F 21	at Troy			
F 25	at South Ala.			
F 27	at ULM			

Season Attendance Totals			
	Games	Total	Average
Home	6	15,466	2,577
Away	2	2,223	1,111
Neutral	2	100*	50*
Total	10	17,789*	1,778*
*Attendance not reported on Nov. 28 vs. N.C. State			

SPECIALTY STATS

	Off TO	Paint	Second Chance	Fast Break	Bench
USM	18	26	15	15	23
NIU	5	26	9	2	15
USM	21	36	17	15	21
WCU	8	24	19	0	15
USM	41	62	19	25	45
BMCU	7	16	2	4	13
USM	21	38	17	8	17
at JAXST	11	24	10	8	9
USM	21	42	11	10	25
SLU	15	26	6	10	12
USM	24	30	20	20	25
NSU	16	30	10	16	33
USM	12	38	16	8	8
vs. UAB	22	30	7	4	23
USM	0	22	2	7	22
vs. NCSU	22	58	13	27	37
USM	16	36	9	11	7
at SMU	20	34	9	9	19
USM	13	24	8	10	26
UAB	11	24	13	5	4
USM					
at MSST					
USM					
USA					
USM					
LA					
USM					
ARST					
USM					
TU					
USM					
at APP					
USM					
at TXST					
USM					
at ARST					
USM					
MU					
USM					
CCU					
USM					
at GASO					
USM					
at ODU					
USM					
JMU					
USM					
at TBD					
USM					
ULM					
USM					
TXST					
USM					
at LA					
USM					
at TU					
USM					
at USA					
USM					
at ULM					
TOTALS	TO	Paint	2nd	Break	Bench
USM	187	354	134	129	219
Opponents	137	292	98	85	180
Margin	+50	+62	+36	+44	+39
AVERAGES	TO	Paint	2nd	Break	Bench
USM	18.7	35.4	13.4	12.9	21.9
Opponents	13.7	29.2	9.8	8.5	18.0
Margin	+5.0	+6.2	+3.6	+4.4	+3.9

	OPPONENT	POINTS	REBOUNDS	ASSISTS	STEALS	BLOCKS
N 3	NORTHERN ILLINOIS	16 - Thames	9 - White	5 - Johnson	2 - Breland	1 - Four
N 7	WILLIAM CAREY	18 - Thames	6 - White	8 - Breland	2 - Two	2 - Thurman
N 10	BLUE MT. CHRISTIAN	17 - Augurson	10 - Evans	5 - Thames	4 - Breland	2 - Augurson
N 13	at Jacksonville State	17 - Johnson	8 - Two	4 - Keats	4 - White	1 - White
N 18	SOUTHEASTERN	17 - Keats	12 - Johnson	5 - Breland	2 - White	2 - Hart
N 22	NICHOLLS	23 - Keats	8 - Thames	4 - Gray	3 - Keats	1 - Gray
N 27	vs. UAB	17 - Johnson	11 - Breland	4 - Breland	3 - Johnson	1 - Two
N 28	vs. North Carolina State	12 - Two	8 - Gray	3 - Keats	1 - Three	1 - Three
D 1	at SMU	24 - White	13 - White	3 - Two	3 - Two	1 - Two
D 7	UAB	25 - Breland	6 - Two	6 - Keats	3 - Two	1 - Thames
D 14	at Mississippi State					
D 18	SOUTH ALABAMA					
D 20	LOUISIANA					
J 1	ARKANSAS STATE					
J 3	TROY					
J 10	at App State					
J 15	at Texas State					
J 17	at Arkansas State					
J 22	MARSHALL					
J 24	COASTAL CAROLINA					
J 28	at Georgia Southern					
J 31	at Old Dominion					
F 4	JAMES MADISON					
F 7	at TBD					
F 12	ULM					
F 14	TEXAS STATE					
F 18	at Louisiana					
F 21	at Troy					
F 25	at South Alabama					
F 27	at ULM					

Southern Miss Individual Highs	
Points 25 by Hayleigh Brenald (UAB, Dec. 7)
FG Made 10 by Sakyia White (at SMU, Dec. 1)
FG Attempts	.. 19 by Meloney Thames (vs. NCSU, Nov. 28)
FG % (8 att.)	..87.5% by Hayleigh Breland (BMCU, Nov. 10)
3P Made 6 by Carly Keats (NSU, Nov. 22)
3P Attempts	.. 10 by Meloney Thames (vs. NCSU, Nov. 28)
3P % (4 att.)80.0% by Meloney Thames (NIU, Nov. 3)
FT Made 6 by Sakyia White (BMCU, Nov. 10)
FT Attempts 9 by Meloney Thames (UAB, Dec. 7)
FT % (8 att.)33.3% by Meloney Thames (UAB, Dec. 7)
Rebounds 13 by Sakyia White (at SMU, Dec. 1)
Assists 8 by Hayleigh Breland (WCU, Nov. 7)
Steals 4 by Meloney Thames (BMCU, Nov. 10) 4 by Sakyia White (at JSU, Nov. 13)
Blocks 2 by Timya Thurman (WCU, Nov. 7) 2 by Ramiah Augurson (BMCU, Nov. 10) 2 by Whitney Hart (SLU, Nov. 18)
Fouls 5 by Sakyia White (at SMU, Dec. 1)
Minutes 37:04 by Meloney Thames (vs. UAB, Nov. 27)

Opponent Individual Highs	
Points 31 by Shaneal Corpuz (WCU, Nov. 7)
FG Made 9 by Shaneal Corpuz (WCU, Nov. 7) 9 by Adriana Jones (at JSU, Nov. 13)
FG Attempts 22 by Shaneal Corpuz (WCU, Nov. 7)
FG % (8 att.) 70.0% by Neveah Wingate (NIU, Nov. 3)
3P Made 5 by Brooklyn Cuevas (WCU, Nov. 7) 5 by Eleecia Carter (vs. UAB, Nov. 27)
3P Attempts 15 by Cali Smallwood (UAB, Dec. 7)
3P % (4 att.)83.3% by Brooklyn Cuevas (WCU, Nov. 7)
FT Made 12 by Shaneal Corpuz (WCU, Nov. 7)
FT Attempts 15 by Shaneal Corpuz (WCU, Nov. 7)
FT % (8 att.)87.5% by Tyi Skinner (at SMU, Dec. 1)
Rebounds 16 by Khamil Pierre (vs. NCSU, Nov. 28)
Assists 10 by Sofia Munoz (vs. UAB, Nov. 27)
Steals 4 by Zoe Brooks (vs. NCSU, Nov. 28)
Blocks 4 by Emani Burks (NSU, Nov. 22)
Fouls 5 by Molly Moffitt (vs. UAB, Nov. 27) 5 by Molly Moffitt (UAB, Dec. 7)
Minutes 38:59 by Eleecia Carter (vs. UAB, Nov. 27)

Game Records

Record	Overall	Home	Away	Neutral
ALL GAMES	7-3	6-0	1-1	0-2
CONFERENCE	0-0	0-0	0-0	0-0
NON-CONFERENCE	7-3	6-0	1-1	0-2

Score by Periods

Team	1st	2nd	3rd	4th	OT	TOT
Southern Miss.	174	214	187	225	0	800
Opponents	173	178	165	176	0	692

Team Box Score

No.	Player	Total					3-Point		F-Throw		Rebounds													
		GP-GS	MIN	AVG	FG-FGA	FG%	3FG-3FGA	3FG%	FT-FTA	FT%	OFF	DEF	TOT	AVG	PF	DQ	A	TO	BLK	STL	PTS	AVG		
21	KEATS, Carly	10-10	288:31	28.9	45-111	.405	30-74	.405	10-13	.769	4	22	26	2.6	13	0	29	12	1	11	130	13.0		
8	THAMES, Meloney	10-10	282:36	28.3	45-116	.388	18-54	.333	19-31	.613	8	26	34	3.4	12	0	28	8	3	12	127	12.7		
22	WHITE, Sakyia	10-10	223:10	22.3	46-83	.554	0-0	.000	25-28	.893	23	47	70	7.0	28	1	6	18	4	13	117	11.7		
23	BRELAND, Hayleigh	10-10	262:34	26.3	43-106	.406	13-34	.382	8-10	.800	17	20	37	3.7	19	0	29	13	1	12	107	10.7		
3	JOHNSON, Jakayla	10-10	231:17	23.1	36-75	.480	12-27	.444	16-19	.842	7	39	46	4.6	19	0	18	29	0	14	100	10.0		
12	SIEPER, Morgan	10-0	171:04	17.1	17-51	.333	10-36	.278	2-2	1.000	1	19	20	2.0	13	0	11	11	0	9	46	4.6		
35	HART, Whitney	8-0	66:08	8.3	14-21	.667	0-0	.000	7-14	.500	15	14	29	3.6	11	0	0	6	4	2	35	4.4		
6	GRAY, BriKayla	10-0	181:43	18.2	14-29	.483	1-1	1.000	9-16	.563	10	29	39	3.9	9	0	12	7	5	10	38	3.8		
2	AUGURSON, Ramiah	10-0	99:07	9.9	12-33	.364	0-1	.000	8-13	.615	5	10	15	1.5	10	0	2	8	2	5	32	3.2		
0	CARRIERE, Anaisha	7-0	56:15	8.0	9-17	.529	1-3	.333	2-5	.400	8	5	13	1.9	9	0	0	7	2	1	21	3.0		
32	THURMAN, Timya	7-0	54:59	7.9	9-15	.600	0-0	.000	2-4	.500	5	7	12	1.7	8	0	0	3	4	0	20	2.9		
20	EVANS, Je'Mya	9-0	62:29	6.9	8-15	.533	0-0	.000	5-8	.625	10	16	26	2.9	8	0	1	4	0	1	21	2.3		
10	PRINCE, Miriam	3-0	20:06	6.7	2-3	.667	2-3	.667	0-0	.000	0	1	1	0.3	2	0	1	3	0	0	6	2.0		
Team											22	17	39					2						
Total		10	2000		300-675	.444	87-233	.373	113-163	.693	135	272	407	40.7	161	1	137	131	26	90	800	80.0		
Opponents		10	2000		249-606	.411	71-223	.318	123-167	.737	104	268	372	37.2	148	2	141	165	23	61	692	69.2		

Team Statistics

	USM	OPP
Scoring	800	692
Points per game	80.0	69.2
Scoring margin	+10.8	-
Field goals-att	300-675	249-606
Field goal pct	.444	.411
3 point fg-att	87-233	71-223
3-point FG pct	.373	.318
3-pt FG made per game	8.7	7.1
Free throws-att	113-163	123-167
Free throw pct	.693	.737
F-Throws made per game	11.3	12.3
Rebounds	407	372
Rebounds per game	40.7	37.2
Rebounding margin	+3.5	-
Assists	137	141
Assists per game	13.7	14.1
Turnovers	131	165
Turnovers per game	13.1	16.5
Turnover margin	+3.4	-
Assist/turnover ratio	1.0	0.9
Steals	90	61
Steals per game	9.0	6.1
Blocks	26	23
Blocks per game	2.6	2.3
Winning streak	1	-
Home win streak	6	-
Attendance	15466	2223
Home games-Avg/Game	6-2578	2-1112
Neutral site-Avg/Game	-	2-50

Team Results

Date	Opponent		Score	Att.
11/03/2025	NIU	W	77-56	1620
11/07/2025	William Carey	W	92-80	4189
11/10/2025	Blue Mountain (MS)	W	113-39	1407
11/13/2025	at Jacksonville St.	W	67-61	1167
11/18/2025	Southeastern La.	W	86-53	3553
11/22/2025	Nicholls	W	86-60	3121
11/27/2025	vs UAB	L	72-77	100
11/28/2025	vs NC State	L	56-110	0
12/01/2025	at SMU	L	70-83	1056
12/07/2025	UAB	W	81-73	1576

TEAM HIGHS

Points	
Southern Miss	113 vs. BMCU (Nov. 10)
Opponent	110 vs. NCSU (Nov. 28)

Field Goals Made	
Southern Miss	46 vs. BMCU (Nov. 10)
Opponent	43 vs. NCSU (Nov. 28)

Field Goals Attempted	
Southern Miss	77 vs. NSU (Nov. 22)
Opponent	77 vs. NCSU (Nov. 28)

Field Goal Percentage	
Southern Miss	63.9% vs. BMCU (Nov. 10)
Opponent	55.8% vs. NCSU (Nov. 28)

Three Pointers Made	
Southern Miss	12 vs. NIU (Nov. 3)
	12 vs. NSU (Nov. 22)
	12 vs. UAB (Dec. 7)
Opponent	11 vs. UAB (Nov. 27)

Three Pointers Attempted	
Southern Miss	30 vs. NSU (Nov. 22)
Opponent	33 vs. UAB (Nov. 27)

Three-Point Percentage	
Southern Miss	52.2% vs. NIU (Nov. 3)
Opponent	47.4% vs. NCSU (Nov. 28)

Free Throws Made	
Southern Miss	17 at JSU (Nov. 13)
Opponent	23 at SMU (Dec. 1)

Free Throws Attempted	
Southern Miss	26 at JSU (Nov. 13)
Opponent	28 at SMU (Dec. 1)

Free Throw Percentage	
Southern Miss	100% vs. NIU (Nov. 3)
Opponent	100% vs. BMCU (Nov. 10)

Rebounds	
Southern Miss	53 vs. NSU (Nov. 22)
Opponent	52 vs. NCSU (Nov. 28)

Assists	
Southern Miss	22 vs. WCU (Nov. 7)
Opponent	25 vs. NCSU (Nov. 28)

Turnovers	
Southern Miss	16 vs. NSU (Nov. 22)
	16 vs. NCSU (Nov. 28)
Opponent	24 at JSU (Nov. 13)
	24 vs. NSU (Nov. 22)

Steals	
Southern Miss	15 at JSU (Nov. 13)
Opponent	13 vs. NCSU (Nov. 28)

Blocks	
Southern Miss	5 vs. SLU (Nov. 18)
Opponent	6 vs. NSU (Nov. 22)

Fouls	
Southern Miss	25 at SMU (Dec. 1)
Opponent	19 vs. BMCU (Nov. 10)
	19 at JSU (Nov. 13)
	19 vs. NSU (Nov. 22)

The Last Time - Southern Miss Individual

Scoring	
20+	25 // Hayleigh Breland (Dec. 7, 2025)
25+	25 // Hayleigh Breland (Dec. 7, 2025)
30+	32 // Melyia Grayson (Jan. 9, 2025)
35+	36 // Dominique Davis (Nov. 7, 2022)
40+	40 // Tamara Jones (Nov. 19, 2013)
Two players 15+	UAB (Dec. 7, 2025)
Two players 20+	Murray State (March 23, 2024)
Two players 25+	Murray State (March 23, 2024)
Three players 10+	Dec. 7, 2025
Three players 15+	Blue Mt. Christian (Nov. 10, 2025)
Four players 10+	vs. UAB (Nov. 27, 2025)
Five players 10+	Blue Mt. Christian (Nov. 10, 2025)
Six players 10+	Blue Mt. Christian (Nov. 10, 2025)
All Starters 10+	Blue Mt. Christian (Nov. 10, 2025)

Shooting	
10+ FGM	10 // Sakyia White (Dec. 1, 2025)
15+ FGM	15 // Melyia Grayson (Jan. 9, 2025)
20+ FGA	20 // Melyia Grayson (Feb. 28, 2025)
25+ FGA	25 // Melyia Grayson (Jan. 9, 2025)
30+ FGA	31 // Angela Atterberry (March 16, 2000)
5+ 3PM	5 // Hayleigh Breland Dec. 7, 2025
7+ 3PM	7 // Trinity Rowe (Dec. 29, 2024)
8+ 3PM	8 // Jamierra Faulkner (Jan. 15, 2014)
10+ 3PA	10 // Carly Keats (Nov. 28, 2025)
15+ 3PA	18 // Kendra Reed (Feb. 19, 2006)
10+ FTM	12 // Dominique Davis (March 23, 2024)
15+ FTM	18 // Kendra Reed (Feb. 19, 2006)
10+ FTA	10 // Nyla Jean (Feb. 22, 2025)
15+ FTA	16 // Dominique Davis (Nov. 18, 2022)
20+ FTA	20 // Kendra Reed (Feb. 19, 2006)

Rebounding	
10+	13 // Sakyia White (Dec. 1, 2025)
15+	17 // Je'Mya Evans (Nov. 7, 2024)
20+	24 // Pauline Love (Nov. 23, 2009)
25+	26 // Wilhelmina Smith (Feb. 17, 1984)
Two players 10+	Southeastern (Nov. 18, 2025)

Assists	
6+	6 // Carly Keats Dec. 7, 2025
8+	8 // Hayleigh Breland (Nov. 7, 2025)
10+	11 // Daishai Almond (Nov. 29, 2019)
15+	16 // Jamierra Faulkner (Nov. 8, 2013)
Two players 5+	Mississippi Valley State (Dec. 5, 2024)
Steals	
4+	4 // Sakyia White (Nov. 13, 2025)
6+	6 // Bre Sutton (Nov. 4, 2024)
8+	10 // Brittany Dinkins (Jan. 12, 2017)
10+	10 // Brittany Dinkins (Jan. 12, 2017)

Blocks	
4+	5 // Melyia Grayson (Jan. 16, 2025)
6+	6 // Melyia Grayson (Jan. 17, 2022)
8+	10 // Sonja Brown (Nov. 24, 2002)
10+	10 // Sonja Brown (Nov. 24, 2002)

Double-Doubles	
P/R	24/13 // Sakyia White (Dec. 1, 2025)
P/A	10/11 // Daishai Almond (Nov. 29, 2019)
20P/10R	24/13 // Sakyia White (Dec. 1, 2025)
30P/10R	32/14 // Melyia Grayson (Jan. 9, 2025)
20P/10A	24/10 // Brittany Dinkins (Dec. 1, 2016)
No-point D-D	15R/11B // Sonja Brown (Dec. 21, 2001)
Two players with D-D	Southeastern (Nov. 18, 2025)
Triple-Double	
	16P/10A/10S // Jamierra Faulkner (Dec. 15, 2012)

Other	
Played Full Game	Nyla Jean (March 4, 2025)
	Trinity Rowe (March 4, 2025)
Played 40+ minutes	Four players (March 23, 2024)
Fouled Out.	Sakyia White (Dec. 1, 2025)

The Last Time - Opponent Individual

Scoring	
20+	24 // Sofia Munoz Dec. 7, 2025
25+	26 // Adriana Jones (Nov. 13, 2025)
30+	31 // Shaneal Corpuz (Nov. 7, 2025)
Two players 15+	UAB Dec. 7, 2025
Three players 10+	UAB Dec. 7, 2025
Three players 15+	vs. #18/17 Baylor // Nov. 23, 2024
Four players 10+	UAB Dec. 7, 2025

Five players 10+	vs. N.C. State (Nov. 28, 2025)
Six players 10+	vs. N.C. State (Nov. 28, 2025)
Seven players 10+	vs. N.C. State (Nov. 28, 2025)
All Starters 10+	vs. N.C. State (Nov. 28, 2025)
No players 10+	William Carey // Nov. 11, 2024

Shooting	
10+ FGM	12 // Leah Johnson (March 4, 2025)
20+ FGA	22 // Shaneal Corpuz (Nov. 7, 2025)
25+ FGA	25 // Chellia Watson (Feb. 10, 2024)
4+ 3PM	4 // Two players (Dec. 7, 2025)
5+ 3PM	5 // Eleecia Carter (Nov. 27, 2025)
10+ 3PA	15 // Cali Smallwood (Dec. 7, 2025)
15+ 3PA	15 // Cali Smallwood (Dec. 7, 2025)
10+ FTM	12 // Shaneal Corpuz (Nov. 7, 2025)
10+ FTA	15 // Shaneal Corpuz (Nov. 7, 2025)
15+ FTA	15 // Shaneal Corpuz (Nov. 7, 2025)

Rebounding	
10+	12 // Monae' Duffy (Dec. 7, 2025)
15+	16 // Khamil Pierre (Nov. 28, 2025)
25+	25 // Regina Smith (March 5, 1985)

Assists	
6+	8 // Zamareya Jones (Nov. 28, 2025)
8+	8 // Zamareya Jones (Nov. 28, 2025)
10+	10 // Sofia Munoz (Nov. 27, 2025)
15+	16 // Bubba Bell (Feb. 6, 1984)

Steals	
4+	5 // Mimi McColliseter (Feb. 26, 2025)
10+	10 // Delora Walker (Dec. 8, 1995)

Blocks	
4+	4 // Zoe Brooks (Nov. 28, 2025)
10+	10 // Teresa Jenkins (Nov. 27, 1995)

Double-Doubles	
P/R	14/12 // Monae' Duffy (Dec. 7, 2025)
20P/10R	26/10 // Leah Johnson (March 4, 2025)
Triple Double	
	11P/10R/12A // Rana Elhousseini (Feb. 10, 2024)

Other	
Played Full Game	Tilly Boler // Dec. 8, 2023
Played 40+ Minutes	Two players // March 23, 2024
Fouled Out.	Molly Moffitt // Dec. 7, 2025

The Last Time - Southern Miss Team

Scoring	
80+	81 // UAB (Dec. 7, 2025)
90+	113 // Blue Mountain Christian (Nov. 10, 2025)
100+	113 // Blue Mountain Christian (Nov. 10, 2025)
110+	113 // Blue Mountain Christian (Nov. 10, 2025)
<50	42 // Georgia Southern (Feb. 5, 2025)
<40	37 // at Louisiana Tech (Jan. 24, 2016)
45+ Half	46 // 1H vs. UAB (Dec. 7, 2025)
50+ Half	59 // 2H vs. Blue Mt. Christian (Nov. 10, 2025)
55+ Half	59 // 2H vs. Blue Mt. Christian (Nov. 10, 2025)
60+ Half	65 // 2H FIU (Feb. 19, 2014)

Field Goals	
40+ FGM	46 // Blue Mt. Christian (Nov. 10, 2025)
50+ FGM	50 // UAB (Feb. 6, 1984)
<25 FGM	23 // vs. North Carolina State (Nov. 28, 2025)
<20 FGM	19 // Arkansas State (Feb. 26, 2025)
<15 FGM	14 // Louisiana (Feb. 1, 2024)
<40 FGA	39 // Little Rock (Dec. 22, 2009)
<50 FGA	47 // at Texas State (Feb. 22, 2025)
60+ FGA	77 // Nicholls (Nov. 22, 2025)
70+ FGA	73 // vs. North Carolina State (Nov. 28, 2025)
<30 FG%	27.1% // Troy (Feb. 1, 2025)
<40 FG%	31.5% // vs. N.C. State (Nov. 28, 2025)
50+ FG%	50.0% // UAB (Dec. 7, 2025)
60+ FG%	63.9% // Blue Mt. Christian (Nov. 10, 2025)

Three Pointers	
8+ 3PM	12 // UAB (Dec. 7, 2025)
10+ 3PM	12 // UAB (Dec. 7, 2025)
12+ 3PM	12 // UAB (Dec. 7, 2025)
No 3PM	Louisiana // Feb. 1, 2024
<5 3PA	5 // at Charlotte (March 5, 2022)
15+ 3PA	27 // UAB (Dec. 7, 2025)
20+ 3PA	27 // UAB (Dec. 7, 2025)
30+ 3PA	30 // Nicholls (Nov. 22, 2025)
Free Throws	
<5 FTM	3 // vs. North Carolina State (Nov. 28, 2025)
20+ FTM	26 // Texas State (Feb. 17, 2024)
25+ FTM	26 // Texas State (Feb. 17, 2024)

TEAM LOWS

Points

Southern Miss 56 vs. NCSU (Nov. 28)
Opponent 39 vs. BMCU (Nov. 10)

Field Goals Made

Southern Miss 23 at JSU (Nov. 13)
..... 23 vs. NCSU (Nov. 28)
Opponent 15 vs. BMCU (Nov. 10)

Field Goals Attempted

Southern Miss 58 vs. UAB (Dec. 7)
Opponent 50 vs. NIU (Nov. 3)

Field Goal Percentage

Southern Miss 31.5% vs. NCSU (Nov. 28)
Opponent 25.4% vs. BMCU (Nov. 10)

Three Pointers Made

Southern Miss 4 at JSU (Nov. 13)
Opponent 2 vs. SLU (Nov. 18)

Three Pointers Attempted

Southern Miss 16 vs. BMCU (Nov. 10)
Opponent 15 at SMU (Dec. 1)

Three-Point Percentage

Southern Miss 22.2% at JSU (Nov. 13)
Opponent 11.1% vs. SLU (Nov. 18)

Free Throws Made

Southern Miss 3 vs. NCSU (Nov. 28)
Opponent 4 vs. BMCU (Nov. 10)

Free Throws Attempted

Southern Miss 4 vs. NCSU (Nov. 28)
Opponent 4 vs. BMCU (Nov. 10)

Free Throw Percentage

Southern Miss 54.5% vs. NSU (Nov. 22)
Opponent 57.1% at JSU (Nov. 13)

Rebounds

Southern Miss 28 at SMU (Dec. 1)
Opponent 22 vs. BMCU (Nov. 10)

Assists

Southern Miss 6 vs. NCSU (Nov. 28)
Opponent 6 vs. SLU (Nov. 18)

Turnovers

Southern Miss 10 vs. NIU (Nov. 3)
..... 10 vs. WCU (Nov. 7)
Opponent 7 vs. NCSU (Nov. 28)

Steals

Southern Miss 3 vs. NCSU (Nov. 28)
Opponent 3 at JSU (Nov. 13)
..... 3 vs. UAB (Nov. 27)
..... 3 vs. UAB (Dec. 7)

Blocks

Southern Miss 1 at JSU (Nov. 13)
..... 1 vs. NSU (Nov. 22)
..... 1 vs. UAB (Dec. 7)
Opponent 0 vs. SLU (Nov. 18)
..... 0 vs. UAB (Nov. 27)
..... 0 vs. UAB (Dec. 7)

Fouls

Southern Miss 6 vs. BMCU (Nov. 10)
Opponent 11 vs. NCSU (Nov. 28)
..... 11 at SMU (Dec. 1)

30+ FTM 30 // Florida A&M (Nov. 30, 2013)
35+ FTM 35 // vs. Cal Poly (Dec. 16, 2006)
<5 FTA 4 // vs. North Carolina State (Nov. 28, 2025)
<10 FTA 9 // Georgia Southern (Feb. 5, 2025)
30+ FTA 21 // Texas State (Feb. 17, 2024)
35+ FTA 37 // Louisiana (Feb. 1, 2024)
40+ FTA 43 // ULM (Nov. 13, 2021)
45+ FTA 45 // vs. Cal Poly (Dec. 16, 2006)
50+ FTA 52 // at New Orleans (Jan. 5, 1999)
<60 FT% 54.5% (12-22) // Nicholls (Nov. 22, 2025)
80+ FT% 81.8% (9-11) // vs. UAB (Nov. 27, 2025)
90+ FT% 100% (9-9) // Northern Illinois (Nov. 3, 2025)
95+ FT% 100% (9-9) // Northern Illinois (Nov. 3, 2025)
100 FT% 100% (9-9) // Northern Illinois (Nov. 3, 2025)

Rebounds

<20 19 // Texas State (Feb. 9, 2023)
40+ 46 // vs. UAB (Nov. 27, 2025)
45+ 46 // vs. UAB (Nov. 27, 2025)
50+ 53 // Nicholls (Nov. 22, 2025)
60+ 60 // Mississippi Valley State (Nov. 27, 2021)
70+ 80 // Mississippi Valley State (March 2, 1995)
Margin 10+ +10 // vs. UAB (Nov. 27, 2025)
Margin 15+ +30 // Blue Mt. Christian (Nov. 10, 2025)
Margin 20+ +30 // Blue Mt. Christian (Nov. 10, 2025)
Margin 25+ +30 // Blue Mt. Christian (Nov. 10, 2025)
Margin 30+ +30 // Blue Mt. Christian (Nov. 10, 2025)
Margin -10 -12 // at SMU (Dec. 1, 2025)
Margin -15 -18 // vs. N.C. State (Nov. 28, 2025)
Margin -20 -22 // at Troy (Feb. 15, 2025)
Margin -30 -30 // Troy (Feb. 1, 2025)
B2B 50+ Nov. 7-11, 2024

Assists

<5 4 // at James Madison (Jan. 24, 2025)
15+ 17 // Nicholls (Nov. 22, 2025)
20+ 22 // William Carey (Nov. 7, 2025)
25+ 25 // Mississippi Valley State (Dec. 5, 2024)
30+ 31 // vs. Fairleigh Dickinson (Feb. 13, 1997)
35+ 36 // Nicholls (Feb. 20, 1981)

Steals

No Steals Little Rock // Dec. 3, 2008
<5 3 // vs. North Carolina State (Nov. 28, 2025)
10+ 11 // at SMU (Dec. 1, 2025)
15+ 15 // at Jacksonville State (Nov. 13, 2025)
20+ 20 // Mississippi College (Nov. 30, 2022)
25+ 25 // Loyola-New Orleans (Dec. 15, 2012)

Blocks

No Blocks at Louisiana (Jan. 11, 2025)
5+ 5 // Southeastern (Nov. 18, 2025)
8+ 8 // UTSA (Feb. 7, 2022)
10+ 11 // at ULM (Nov. 24, 2002)

Turnovers

<10 7 // Louisiana (Feb. 28, 2025)
15+ 15 // at SMU (Dec. 1, 2025)
20+ 22 // Arkansas State (Feb. 26, 2025)
25+ 25 // at Georgia State (Dec. 29, 2024)

Miscellaneous

B2B <50 Points Feb. 1-5, 2025
B2B 80+ Nov. 18-22, 2025
B2B 90+ Nov. 7-10, 2025
Won by 20-24 21 // Northern Illinois (Nov. 3, 2025)
Won by 25-29 26 // Nicholls (Nov. 22, 2025)
Won by 30-34 33 // Southeastern (Nov. 18, 2025)
Won by 35-39 36 // Samford (Nov. 18, 2018)
Won by 40-49 42 // William Carey (Nov. 6, 2023)
Won by 50+ 74 // Blue Mt. Christian (Nov. 10, 2025)
Lost by 20-24 21 // at Arkansas State (Feb. 12, 2025)
Lost by 25-29 27 // at Troy (Feb. 15, 2025)
Lost by 30-34 32 // at Alabama (Nov. 17, 2021)
Lost by 35-39 38 // at Missouri State (Dec. 20, 2024)
Lost by 40+ 54 // vs. #25/24 N.C. State (Nov. 28, 2025)
Won by 1 Louisiana // Jan. 5, 2023
Lost by 1 Arkansas State (Feb. 26, 2025)
Won by 2 #19/20 Ole Miss // Dec. 2, 2023
Lost by 2 at Memphis // Dec. 10, 2023
Won in OT Murray State // March 23, 2024
Won in 2OT vs. #17/19 South Carolina // March 10, 1990
Lost in OT at Louisiana // March 1, 2024
Lost in 2OT Charlotte // Jan. 25, 2018
Consecutive OT Games Jan. 4-8, 2015
10+ Comeback 13 // UAB (March 20, 2024)

15+ Comeback 17 // Coastal Carolina (Feb. 11, 2023)
20+ Comeback 21 // at ULM (Feb. 18, 2023)

The Last Time - Opponent Team

Scoring

<35 33 // Samford (Nov. 25, 2023)
<40 39 // Blue Mountain Christian (Nov. 10, 2025)
<50 39 // Blue Mountain Christian (Nov. 10, 2025)
90+ 110 vs. #25/24 N.C. State (Nov. 28, 2025)
100+ 110 vs. #25/24 N.C. State (Nov. 28, 2025)
110+ 110 vs. #25/24 N.C. State (Nov. 28, 2025)
45+ Half. 45 // 2H at SMU (Dec. 1, 2025)
50+ Half. 58 // 1H vs. #25/24 N.C. State (Nov. 28, 2025)
55+ Half. 58 // 1H vs. #25/24 N.C. State (Nov. 28, 2025)

Field Goals

<25 FG% 24.6% // William Carey (Nov. 11, 2024)
<30 FG% 25.4% // Blue Mt. Christian (Nov. 10, 2025)
<40 FG% 37.9% // Nicholls (Nov. 22, 2025)
50+ FG% 55.8% // vs. #25/24 N.C. State (Nov. 28, 2025)
60+ FG% 60.4% // at Rice (Jan. 18, 2020)
70+ FG% 70.8% // Ole Miss (Jan. 22, 1977)

Three Pointers

No 3PM Louisiana (Feb. 28, 2025)
10+ 3PM 10 // UAB (Dec. 7, 2025)
15+ 3PM 16 // at UAB (Dec. 1, 2024)
15+ 3PA 32 // UAB (Dec. 7, 2025)
20+ 3PA 32 // UAB (Dec. 7, 2025)
30+ 3PA 32 // UAB (Dec. 7, 2025)
40+ 3PA 41 // Arkansas State (Feb. 26, 2025)

Free Throws

<5 FTM 4 // vs. Georgia Southern (March 4, 2025)
20+ FTM 23 // at SMU (Dec. 1, 2025)
25+ FTM 26 // at Troy (Jan. 25, 2024)
<5 FTA 4 // Samford (Nov. 25, 2023)
<10 FTA 8 // vs. Georgia Southern (March 4, 2025)
30+ FTA 30 // at Bowling Green (Nov. 4, 2024)
35+ FTA 36 // at #10 Mississippi State (Nov. 9, 2019)
40+ FTA 44 // Charlotte (Jan. 25, 2018)
90+ FT% (10 att.) 92.3% (12-13) // ULM (Jan. 20, 2024)
100 FT% (10 att.) (15-15) // UAB (Jan. 9, 2021)

Rebounds

<25 22 // Blue Mountain Christian (Nov. 10, 2025)
40+ 40 // at SMU (Dec. 1, 2025)
45+ 52 // vs. #25/24 N.C. State (Nov. 28, 2025)
50+ 52 // vs. #25/24 N.C. State (Nov. 28, 2025)
55+ 58 // Troy (Feb. 1, 2025)

Assists

<5 2 // Louisiana (Feb. 28, 2025)
15+ 15 // UAB (Dec. 7, 2025)
20+ 25 // vs. #25/24 N.C. State (Nov. 28, 2025)
25+ 25 // vs. #25/24 N.C. State (Nov. 28, 2025)

Steals

No Steals South Alabama // Nov. 30, 2017
10+ 13 // vs. #25/24 N.C. State (Nov. 28, 2025)
15+ 17 // Ohio (Feb. 8, 2025)
20+ 20 // at Baylor (Nov. 16, 2014)

Blocks

No Blocks UAB (Dec. 7, 2025)
5+ 5 // at SMU (Dec. 1, 2025)
8+ 8 // at Western Kentucky (Dec. 30, 2021)
10+ 10 // VCU (Nov. 30, 2019)

Turnovers

<10 7 // vs. #25/24 N.C. State (Nov. 28, 2025)
20+ 24 // Nicholls (Nov. 22, 2025)
25+ 27 // North Dakota (Nov. 24, 2023)
30+ 33 // Mississippi College (Nov. 30, 2022)

Miscellaneous

B2B <50 Points Feb. 5-8, 2025
B2B 80+ Nov. 28 - Dec. 1, 2025
B2B 90+ Dec. 6-10, 1994

Game Records

Record	Overall	Home	Away	Neutral
ALL GAMES	5-13	3-6	2-7	0-0
CONFERENCE	5-13	3-6	2-7	0-0
NON-CONFERENCE	0-0	0-0	0-0	0-0

Score by Periods

Team	1st	2nd	3rd	4th	OT	TOT
Southern Miss.	258	218	274	287	0	1037
Opponents	278	276	271	324	0	1149

Team Box Score

No.	Player				Total		3-Point		F-Throw		Rebounds											
		GP-GS	MIN	AVG	FG-FGA	FG%	3FG-3FGA	3FG%	FT-FTA	FT%	OFF	DEF	TOT	AVG	PF	DQ	A	TO	BLK	STL	PTS	AVG
45	GRAYSON, Melyia	18-18	492:48	27.4	103-228	.452	4-13	.308	45-63	.714	46	119	165	9.2	59	3	14	73	26	5	255	14.2
14	JEAN, Nyla	18-18	636:59	35.4	68-169	.402	24-65	.369	58-74	.784	18	70	88	4.9	55	2	46	49	7	29	218	12.1
12	SIEPER, Morgan	18-18	555:59	30.9	51-150	.340	35-103	.340	4-6	.667	8	45	53	2.9	39	0	37	35	5	19	141	7.8
11	ROWE, Trinity	18-18	599:17	33.3	44-124	.355	35-95	.368	7-12	.583	2	30	32	1.8	25	0	44	33	0	16	130	7.2
24	MANLEY, Mikaylah	18-0	373:28	20.7	45-102	.441	3-8	.375	15-22	.682	18	27	45	2.5	33	0	19	34	2	10	108	6.0
5	SUTTON, Bre	12-11	282:09	23.5	21-62	.339	3-8	.375	11-25	.440	3	42	45	3.8	25	0	25	34	0	20	56	4.7
20	EVANS, Je'Mya	18-1	271:03	15.1	28-64	.438	0-0	.000	6-10	.600	11	34	45	2.5	33	1	3	17	2	5	62	3.4
0	COOPER, Micah	18-6	221:24	12.3	21-55	.382	4-5	.800	3-8	.375	9	32	41	2.3	22	0	13	11	1	5	49	2.7
10	SHANKS, Samantha	18-0	135:19	7.5	4-23	.174	4-18	.222	4-4	1.000	2	13	15	0.8	8	0	6	18	0	7	16	0.9
23	SHIELDS, Ava	8-0	22:31	2.8	1-1	1.000	0-0	.000	0-0	.000	1	0	1	0.1	1	0	0	1	0	0	2	0.3
8	GALLATLY, Jaime	6-0	09:04	1.5	0-0	.000	0-0	.000	0-0	.000	0	1	1	0.2	0	0	2	0	0	0	0	0.0
Team											29	47	76					17				
Total		18	3600		386-978	.395	112-315	.356	153-224	.683	147	460	607	33.7	300	6	209	322	43	116	1037	57.6
Opponents		18	3600		424-1098	.386	99-363	.273	202-289	.699	253	471	724	40.2	268	1	224	265	46	161	1149	63.8

Team Statistics

	USM	OPP
Scoring	1037	1149
Points per game	57.6	63.8
Scoring margin	-6.2	-
Field goals-att	386-978	424-1098
Field goal pct	.395	.386
3 point fg-att	112-315	99-363
3-point FG pct	.356	.273
3-pt FG made per game	6.2	5.5
Free throws-att	153-224	202-289
Free throw pct	.683	.699
F-Throws made per game	8.5	11.2
Rebounds	607	724
Rebounds per game	33.7	40.2
Rebounding margin	-6.5	-
Assists	209	224
Assists per game	11.6	12.4
Turnovers	322	265
Turnovers per game	17.9	14.7
Turnover margin	-3.2	-
Assist/turnover ratio	0.6	0.8
Steals	116	161
Steals per game	6.4	8.9
Blocks	43	46
Blocks per game	2.4	2.6
Winning streak	1	-
Home win streak	1	-
Attendance	17428	16216
Home games-Avg/Game	9-1936	9-1802
Neutral site-Avg/Game	-	0-0

Team Results

Date	Opponent		Score	Att.
12/29/2024	at Georgia St.	W	73-59	1384
01/02/2025	Old Dominion	L	47-65	1200
01/04/2025	App State	L	56-76	1166
01/09/2025	at ULM	L	75-84	838
01/11/2025	at Louisiana	L	68-77	569
01/16/2025	ULM	L	55-67	1234
01/18/2025	South Alabama	W	78-49	1291
01/24/2025	at James Madison	L	47-62	2320
01/26/2025	at Marshall	W	54-48	1132
01/30/2025	Texas St.	W	52-46	1307
02/01/2025	Troy	L	45-70	3613
02/05/2025	Ga. Southern	L	42-49	1202
02/12/2025	at Arkansas St.	L	53-74	5089
02/15/2025	at Troy	L	59-86	1857
02/19/2025	at South Alabama	L	57-66	504
02/22/2025	at Texas St.	L	57-62	2523
02/26/2025	Arkansas St.	L	55-56	3241
02/28/2025	Louisiana	W	64-53	3174

ANAISHA CARRIERE



Sophomore • Guard/Forward • Gulfport, Miss. • Harrison Central HS • Mississippi State

Synopsis: Transfers from Mississippi State, where she played one season under Sam Purcell . . . Reunites with former high school teammates Hayleigh Breland and Je'Mya Evans, who played the 2021-22 season together at Harrison Central . . . Named to the Clarion-Ledger's Dandy Dozen as a senior . . . Swing four able to play on the block and mid-range.

2025-26 Notables: Career-high six points against Northern Illinois (Nov. 3)



THE CARRIERE FILE

Position Guard/Forward
Height 6-3
Class Sophomore
Eligibility Left Three seasons
Hometown Gulfport, Miss.
High School Harrison Central HS
Previous School Mississippi State // 2024-25

STATISTICAL SUPERLATIVES

Category	'21	'22	'23	'24	'25	'26	Tot.
Double-Figures	--	--	--	--	0		0
20+ Points	--	--	--	--	0		0
10+ Rebounds	--	--	--	--	0		0
5+ Assists	--	--	--	--	0		0
3+ Steals	--	--	--	--	0		0
3+ Blocks	--	--	--	--	0		0
Double-Double	--	--	--	--	0		0
Triple-Double	--	--	--	--	0		0
Led in Scoring	--	--	--	--	0		0
Led in Rebounds	--	--	--	--	0		0
Led in Assists	--	--	--	--	0		0
Led in Steals	--	--	--	--	0		0
Led in Blocks	--	--	--	--	0	2	2

CAREER HIGHS

PTS	REB	AST	STL	BLK
6	4	--	1	1
2x, last 11/10/25	11/03/25 NIU	-	11/13/25 at JXST	2x, last 11/28/25
FGM	3PM	FTM	OFF REB	DEF REB
3	1	2	4	2
11/10/25 BMCU	2x, last 11/22/25 NIU	11/03/25 NIU	11/03/25 NIU	2x, last 11/28/25
FGA	3PA	FTA	MIN	TO
4	2	3	13:30	3
2x, last 11/10/25	2x, last 11/22/25	12/29/24 S.C. State	11/10/25 BMCU	11/10/25 BMCU

2025-26 GAME-BY-GAME STATISTICS

	OPPONENT	GS	MIN	FG	3P	FT	O-D-T	F	A	TO	S	B	PTS
N 3	NORTHERN ILLINOIS		8:58	2-4	0-0	2-2	4-0-4	1	0	0	0	1	6
N 7	WILLIAM CAREY		8:49	1-1	0-0	0-0	0-0-0	3	0	1	0	0	2
N 10	BLUE MOUNTAIN CHRISTIAN		13:30	3-4	0-0	0-2	2-0-2	1	2	1	0	0	5
N 13	at Jacksonville State		5:06	0-1	0-0	0-0	0-1-1	1	0	0	1	0	0
N 18	SOUTHEASTERN		4:18	1-2	0-0	0-1	1-0-1	0	0	0	0	0	2
N 22	NICHOLLS		5:11	1-2	1-2	0-0	1-2-3	2	0	1	0	0	3
N 27	vs. UAB						DID NOT PLAY - COACHING DECISION						
N 28	vs. #25/24 N.C. State		10:23	1-3	0-1	0-0	0-2-2	1	0	2	0	1	2
D 1	at SMU						DID NOT PLAY - COACHING DECISION						
D 7	UAB						DID NOT PLAY - COACHING DECISION						
D 14	at Mississippi State												
D 18	SOUTH ALABAMA												
D 20	LOUISIANA												
J 1	ARKANSAS STATE												
J 3	TROY												
J 10	at App State												
J 14	at Texas State												
J 17	at Arkansas State												
J 22	MARSHALL												
J 24	COASTAL CAROLINA												
J 28	at Georgia Southern												
J 31	at Old Dominion												
F 4	JAMES MADISON												
F 7	at TBD												
F 12	ULM												
F 14	TEXAS STATE												
F 18	at Louisiana												
F 21	at Troy												
F 25	at South Alabama												
F 27	at ULM												
M 3-9	at Sun Belt Conference Tournament												

Season	GP-GS	MIN	AVG	FG-A	%	3P-A	%	FT-A	%	O	D	T	AVG	PF-FO	A	TO	B	S	PTS	AVG
2024-25	10-0	17	1.7	3-8	.375	1-5	.200	1-3	.333	2	0	2	0.2	1-0	0	1	0	0	8	0.8
At MSU	10-0	17	1.7	3-8	.375	1-5	.200	1-3	.333	2	0	2	0.2	1-0	0	1	0	0	8	0.8
2025-26	7-0	56	8.0	9-17	.529	1-3	.333	2-5	.400	8	5	13	1.9	9-0	0	7	2	1	21	3.0
At USM	7-0	56	8.0	9-17	.529	1-3	.333	2-5	.400	8	5	13	1.9	9-0	0	7	2	1	21	3.0
Total	17-0	72	4.2	12-25	.480	2-8	.250	3-8	.375	10	5	15	0.9	10-0	0	8	2	1	29	1.7



RAMIAH "MOONIE" AUGURSON



Freshman • Guard • Monroe, La. • Wossman HS

Synopsis: The only true freshman on the Lady Eagle squad this season . . . No stranger to winning, Augurson helped Wossman High to four straight state championships in her four seasons of varsity basketball . . . She held a combined 117-17 overall record and never lost a district game, finishing 31-0 . . . Named to First Team All-State, Championship MVP and rated as the top recruit in Louisiana by multiple outlets . . . Able to play the two, three or four . . . Athletic ability and frame help her score at any level.

2025-26 Notables: First career points against Northern Illinois (Nov. 3) . . . Led all scorers with 17 points against Blue Mountain Christian (Nov. 10) in a breakout performance . . . Also had two blocks and finished 7-of-12 in the game . . . Second career game with double-figures against #25 North Carolina State (Nov. 28)

THE AUGURSON FILE

Position Guard
Height 6-1
Class Freshman
Eligibility Left Four seasons
Hometown Monroe, La.
High School Wossman HS

STATISTICAL SUPERLATIVES

Category	'21	'22	'23	'24	'25	'26	Tot.
Double-Figures	--	--	--	--	--	2	2
20+ Points	--	--	--	--	--	--	-
10+ Rebounds	--	--	--	--	--	--	-
5+ Assists	--	--	--	--	--	--	-
3+ Steals	--	--	--	--	--	--	-
3+ Blocks	--	--	--	--	--	--	-
Double-Double	--	--	--	--	--	--	-
Triple-Double	--	--	--	--	--	--	-
Led in Scoring	--	--	--	--	--	1	1
Led in Rebounds	--	--	--	--	--	--	-
Led in Assists	--	--	--	--	--	--	-
Led in Steals	--	--	--	--	--	--	-
Led in Blocks	--	--	--	--	--	1	1

CAREER HIGHS

PTS	REB	AST	STL	BLK
17	4	1	2	2
11/10/25 BMCU FGM	2x, last 11/22/25 3PM	2x, last 11/18/25 FTM	11/10/25 BMCU OFF REB	11/10/25 BMCU DEF REB
7	--	3	2	3
11/10/25 BMCU FGA	- 3PA	11/10/25 BMCU FTA	2x, last 11/22/25 MIN	11/28/25 vs. NCSU TO
12	1	3	21:17	3
11/10/25 BMCU	11/28/25 vs. NCSU	11/10/25 BMCU	11/28/25 vs. NCSU	11/18/25 SLU

2025-26 GAME-BY-GAME STATISTICS												
OPPONENT	GS	MIN	FG	3P	FT	O-D-T	F	A	TO	S	B	PTS
N 3 NORTHERN ILLINOIS		8:07	0-1	0-0	2-2	0-1-1	0	0	0	1	0	2
N 7 WILLIAM CAREY		9:16	0-1	0-0	0-0	2-2-4	1	1	1	1	0	0
N 10 BLUE MOUNTAIN CHRISTIAN		18:29	7-12	0-0	3-3	1-1-2	0	0	0	2	2	17
N 13 at Jacksonville State		5:50	0-0	0-0	1-2	0-0-0	1	0	2	0	0	1
N 18 SOUTHEASTERN		12:49	0-4	0-0	0-2	0-1-1	1	1	3	1	0	0
N 22 NICHOLLS		11:07	0-4	0-0	0-2	2-2-4	2	0	1	0	0	0
N 27 vs. UAB		0:01	0-0	0-0	0-0	0-0-0	0	0	0	0	0	0
N 28 vs. #25/24 N.C. State		21:17	4-10	0-1	2-2	0-3-3	3	0	1	0	0	10
D 1 at SMU		7:53	1-1	0-0	0-0	0-0-0	1	0	0	0	0	2
D 7 UAB		4:53	0-0	0-0	0-0	0-0-0	1	0	0	0	0	0
D 14 at Mississippi State												
D 18 SOUTH ALABAMA												
D 20 LOUISIANA												
J 1 ARKANSAS STATE												
J 3 TROY												
J 10 at App State												
J 14 at Texas State												
J 17 at Arkansas State												
J 22 MARSHALL												
J 24 COASTAL CAROLINA												
J 28 at Georgia Southern												
J 31 at Old Dominion												
F 4 JAMES MADISON												
F 7 at TBD												
F 12 ULM												
F 14 TEXAS STATE												
F 18 at Louisiana												
F 21 at Troy												
F 25 at South Alabama												
F 27 at ULM												
M 3-9 at Sun Belt Conference Tournament												

Season	GP-GS	MIN	AVG	FG-A	%	3P-A	%	FT-A	%	O	D	T	AVG	PF-FO	A	TO	B	S	PTS	AVG
2025-26	10-0	99	9.9	12-33	.364	0-1	.000	8-13	.615	5	10	15	1.5	10-0	2	8	2	5	32	3.2
Total	10-0	99	9.9	12-33	.364	0-1	.000	8-13	.615	5	10	15	1.5	10-0	2	8	2	5	32	3.2

JAKAYLA JOHNSON



Graduate Student • Guard • Clinton, Miss. • Clinton HS • Jones JC • Auburn • ULM

Synopsis: Sun Belt Player of the Year candidate . . . Named to All-Sun Belt Preseason First Team this season after earning First Team All-SBC honors in 2024-25 . . . Enters the 2025-26 season as the Sun Belt Conference's active leader in points scored while playing in the Sun Belt . . . Scored over 1,000 points at ULM in two seasons under Missy Bilderback . . . Played one season at Auburn after starring at Jones County JC from 2020-22 . . . WBCA Two-Year College Coaches All-American in 2020-21 at Jones . . . Redshirted in 2021-22 after an injury . . . Prepped at Clinton HS, leading the Lady Arrows to a runner-up 25-5 finish in the 6A State Championship

2025-26 Notables: First Southern Miss points against Northern Illinois (Nov. 3) . . . Scored in double-figures for first time against William Carey (Nov. 7) . . . Led Southern Miss with 17 points and eight rebounds at Jacksonville State (Nov. 13) . . . Notched a double-double against Southeastern (Nov. 18) with 12 points and 12 rebounds, matching a career-high on the glass . . . Match season-high 17 points against UAB (Nov. 27), all in the second half



THE JOHNSON FILE

Position Guard
Height 5-9
Class Graduate Student
Eligibility Left Last season
Hometown Clinton, Miss.
High School Clinton HS
Previous School ULM // 2023-25
. Auburn // 2022-23 & Jones College // 2020-22

STATISTICAL SUPERLATIVES

Category	'21	'22	'23	'24	'25	'26	Tot.
Double-Figures	[16]	[4]	0	28	25	6	59
20+ Points	(6)	(2)	0	10	9		19
10+ Rebounds	(2)	(0)	0	1	1	1	3
5+ Assists	(2)	(0)	1	5	8	1	15
3+ Steals	(8)	(2)	0	7	8	2	17
3+ Blocks	(0)	(0)	0	0	0		0
Double-Double	(1)	(0)	0	1	1	1	3
Triple-Double	(0)	(0)	0	0	0		0
Led in Scoring	(9)	(3)	0	13	10	2	25
Led in Rebounds	(3)	(0)	0	3	3	2	8
Led in Assists	(5)	(0)	4	5	15	2	26
Led in Steals	(7)	(2)	1	12	15	2	30
Led in Blocks	(2)	(0)	0	3	2		5

CAREER HIGHS (D1 ONLY)

PTS	REB	AST	STL	BLK
34	12	8	5	2
11/07/23 at Ark. FGM	2x, last 11/18/25 3PM	01/04/25 at GAST FTM	2x, last 11/11/24 OFF REB	2x, last 11/13/24 DEF REB
13	5	14	4	11
11/07/23 at Ark. FGA	03/06/24 vs. GASO 3PA	03/05/25 vs. GASO FTA	11/04/24 C. Baptist MIN	01/02/25 GASO TO
22	11	15	40:00	8
02/08/25 at USA	11/22/24 at Hawai'i	03/05/25 vs. GASO	12/21/23 at Calif.	01/04/24 at GAST

2025-26 GAME-BY-GAME STATISTICS																
OPPONENT	GS	MIN	FG	3P	FT	O-D-T	F	A	TO	S	B	PTS				
N 3 NORTHERN ILLINOIS	*	26:01	2-6	0-1	0-0	0-5-5	0	5	3	1	0	4				
N 7 WILLIAM CAREY	*	22:59	4-8	2-4	5-6	0-3-3	3	2	2	1	0	15				
N 10 BLUE MOUNTAIN CHRISTIAN	*	17:39	6-9	2-2	0-0	1-4-5	0	2	2	2	0	14				
N 13 at Jacksonville State	*	32:07	5-10	2-3	5-6	3-5-8	3	0	5	2	0	17				
N 18 SOUTHEASTERN	*	26:48	5-10	1-4	1-1	3-9-12	1	2	2	1	0	12				
N 22 NICHOLLS	*	24:43	3-9	1-5	2-2	0-6-6	2	2	4	1	0	9				
N 27 vs. UAB	*	30:34	6-11	3-5	2-2	0-2-2	2	2	3	3	0	17				
N 28 vs. #25/24 N.C. State	*	11:39	0-2	0-1	0-0	0-2-2	1	0	1	0	0	0				
D 1 at SMU	*	30:23	4-7	1-1	1-2	0-1-1	3	3	3	3	0	10				
D 7 UAB	*	8:24	1-3	0-1	0-0	0-2-2	4	0	4	0	0	2				
D 14 at Mississippi State																
D 18 SOUTH ALABAMA																
D 20 LOUISIANA																
J 1 ARKANSAS STATE																
J 3 TROY																
J 10 at App State																
J 14 at Texas State																
J 17 at Arkansas State																
J 22 MARSHALL																
J 24 COASTAL CAROLINA																
J 28 at Georgia Southern																
J 31 at Old Dominion																
F 4 JAMES MADISON																
F 7 at TBD																
F 12 ULM																
F 14 TEXAS STATE																
F 18 at Louisiana																
F 21 at Troy																
F 25 at South Alabama																
F 27 at ULM																
M 3-9 at Sun Belt Conference Tournament																

Season	GP-GS	MIN	AVG	FG-A	%	3P-A	%	FT-A	%	O	D	T	AVG	PF-FO	A	TO	B	S	PTS	AVG
2020-21	20-17	558	27.9	108-269	.401	10-43	.233	89-111	.802	48	64	112	5.6	45-0	59	60	3	48	315	15.8
2021-22	5-5	124	24.8	34-62	.548	5-15	.333	11-17	.647	5	9	14	2.8	7-0	15	17	1	14	84	16.8
At JC/JC	25-22	682	27.3	142-331	.429	15-58	.259	100-128	.781	53	73	126	5.0	52-0	74	77	4	62	399	16.0
2022-23	30-17	485	16.2	27-89	.303	7-24	.292	11-15	.733	18	36	54	1.8	43-0	37	32	4	19	72	2.4
At AU	30-17	485	16.2	27-89	.303	7-24	.292	11-15	.733	18	36	54	1.8	43-0	37	32	4	19	72	2.4
2023-24	35-35	1092	31.2	169-367	.460	48-130	.369	159-188	.846	34	132	166	4.7	75-1	96	89	6	51	545	15.6
2024-25	30-30	936	31.2	165-414	.399	46-128	.359	99-119	.832	30	96	126	4.2	66-2	98	88	6	53	475	15.8
At ULM	65-65	2028	31.2	334-781	.428	94-258	.364	258-307	.840	64	228	292	4.5	141-3	194	177	12	104	1020	15.7
2025-26	10-10	231	23.1	36-75	.480	12-27	.444	16-19	.842	7	39	46	4.6	19-0	18	29	0	14	100	10.0
At USM	10-10	231	23.1	36-75	.480	12-27	.444	16-19	.842	7	39	46	4.6	19-0	18	29	0	14	100	10.0
D1 Total	105-92	2744	26.1	397-945	.420	113-309	.366	285-341	.836	89	303	392	3.7	203-3	249	238	16	137	1192	11.4

BRIKAYLA GRAY



Graduate Student • Guard • Hebron, Miss. • West Jones HS • Southern Miss • ULM

Synopsis: A returning transfer to Southern Miss . . . Played in 30 games last year at ULM under Missy Bilderback . . . Prior to transferring to ULM, played 76 games over four seasons for the Lady Eagles, missing the 2022-23 season due to an injury . . . Enters the season as Southern Miss' active leader in points scored . . . Prior to Southern Miss, she played at West Jones HS and was a Second Team All-State selection . . . Played in the 2019 MHSAA North/South All-Star Game with future Lady Eagle Melyia Grayson and current Southern Miss coach Mack Gardner.

2025-26 Notables: Scored two in first game back in Hattiesburg against Northern Illinois (Nov. 3) . . . Led team with four assists against Nicholls (Nov. 22) . . . Led Lady Eagles with three steals at SMU (Dec. 1)



THE GRAY FILE

Position Guard
Height 5-8
Class Graduate Student
Eligibility Left Last season
Hometown Hebron, Miss.
High School West Jones HS
Previous School ULM // 2024-25

STATISTICAL SUPERLATIVES

Category	'21	'22	'23	'24	'25	'26	Tot.
Double-Figures	6	10	--	5	5		26
20+ Points	0	0	--	0	0		0
10+ Rebounds	0	0	--	2	0		2
5+ Assists	0	1	--	0	0		1
3+ Steals	1	1	--	3	5	2	12
3+ Blocks	0	0	--	0	0		0
Double-Double	0	0	--	1	0		1
Triple-Double	0	0	--	0	0		0
Led in Scoring	1	1	--	0	0		2
Led in Rebounds	1	8	--	6	2	2	19
Led in Assists	1	1	--	1	1	1	5
Led in Steals	2	7	--	5	7	3	24
Led in Blocks	0	3	--	4	4	4	15

CAREER HIGHS

PTS	REB	AST	STL	BLK
18	15	5	5	1
01/08/21 UAB FGM	02/01/24 Louisiana 3PM	11/20/21 Samford FTM	2x, last 01/30/25 OFF REB	26x, last 12/01/25 DEF REB
8	3	5	9	12
01/27/24 at USA FGA	12/30/21 at WKU 3PA	02/03/22 FIU FTA	02/01/24 Louisiana MIN	02/22/24 at ULM TO
16	7	7	40:21	5
12/30/21 at WKU	12/30/21 at WKU	2x, last 11/13/21	02/19/22 at UTEP	3x, last 03/09/22

2025-26 GAME-BY-GAME STATISTICS													
OPPONENT	GS	MIN	FG	3P	FT	O-D-T	F	A	TO	S	B	PTS	
N 3 NORTHERN ILLINOIS		14:25	1-1	0-0	0-0	1-4-5	1	4	1	1	1	2	
N 7 WILLIAM CAREY		15:38	0-2	0-0	0-0	0-3-3	0	1	0	0	0	0	
N 10 BLUE MOUNTAIN CHRISTIAN		19:30	4-6	0-0	0-1	0-2-2	0	0	1	0	0	8	
N 13 at Jacksonville State		16:21	2-3	0-0	1-3	1-0-1	1	0	0	1	0	5	
N 18 SOUTHEASTERN		14:20	1-3	0-0	1-2	0-1-1	0	1	0	0	1	1	
N 22 NICHOLLS		14:37	2-2	0-0	1-2	0-1-1	1	4	0	1	1	5	
N 27 vs. UAB		19:14	0-1	0-0	0-0	0-6-6	1	0	1	0	0	0	
N 28 vs. #25/24 N.C. State		21:48	2-6	1-1	1-2	2-6-8	1	0	3	1	1	6	
D 1 at SMU		24:30	1-2	0-0	3-4	2-4-6	3	1	1	3	1	5	
D 7 UAB		21:21	1-3	0-0	2-2	4-2-6	1	1	0	3	0	4	
D 14 at Mississippi State													
D 18 SOUTH ALABAMA													
D 20 LOUISIANA													
J 1 ARKANSAS STATE													
J 3 TROY													
J 10 at App State													
J 14 at Texas State													
J 17 at Arkansas State													
J 22 MARSHALL													
J 24 COASTAL CAROLINA													
J 28 at Georgia Southern													
J 31 at Old Dominion													
F 4 JAMES MADISON													
F 7 at TBD													
F 12 ULM													
F 14 TEXAS STATE													
F 18 at Louisiana													
F 21 at Troy													
F 25 at South Alabama													
F 27 at ULM													
M 3-9 at Sun Belt Conference Tournament													

Season	GP-GS	MIN	AVG	FG-A	%	3P-A	%	FT-A	%	O	D	T	AVG	PF-FO	A	TO	B	S	PTS	AVG
2020-21	18-5	315	17.5	51-106	.481	8-18	.444	15-27	.556	19	28	47	2.6	17-0	11	18	1	10	125	6.9
2021-22	29-28	887	30.6	83-214	.388	17-60	.283	30-51	.588	51	112	163	5.6	50-1	37	42	6	27	213	7.3
2022-23	0-0	--	--	--	--	--	--	--	--	--	--	--	--	--	--	--	--	--	--	--
2023-24	29-20	703	24.2	80-168	.476	0-5	.000	25-32	.781	49	113	162	5.6	30-0	28	32	7	22	185	6.4
At USM (1)	76-53	1905	25.1	214-488	.439	25-83	.301	70-110	.636	119	253	372	4.9	97-1	76	92	14	59	523	6.9
2024-25	30-3	549	18.3	59-145	.407	1-7	.143	26-54	.481	38	81	119	4.0	43-0	30	26	8	34	145	4.8
At ULM	30-3	549	18.3	59-145	.407	1-7	.143	26-54	.481	38	81	119	4.0	43-0	30	26	8	34	145	4.8
2025-26	10-0	182	18.2	14-29	.483	1-1	1.000	9-16	.563	10	29	39	3.9	9-0	12	7	5	10	38	3.8
At USM (tot)	86-53	2087	24.3	228-517	.441	26-84	.310	79-126	.627	129	282	411	4.8	106-1	88	99	19	69	561	6.5
Total	116-56	2636	22.7	287-662	.434	27-91	.297	105-180	.583	167	363	530	4.6	149-1	118	125	27	103	706	6.1

MELONEY THAMES



Graduate Student • Guard • Philadelphia, Miss. • Choctaw Central HS • Jones JC • Mississippi State • ULM

Synopsis: Three-point sniper able to shoot from any level . . . Preseason All-Sun Belt Third Team selection . . . Starting in 29 games last year at ULM, averaging 13.1 points per game in her first season of Division I action . . . Finished top 10 in the Sun Belt in points and points per game, recording 16 games with double-figures and six games with 20-plus . . . Redshirted at Mississippi State in 2023-24 . . . Spent two years under Bilderback at Jones County JC, earning NJCAA Honorable Mention All-American honors in 2021-22 and 2022-23 . . . Also named as an NJCAA All-Star as a freshman . . . Prepped at Choctaw Central HS . . . Named to Clarion Ledger Dandy Dozen listing as a senior, 2021 Mississippi/Alabama All-Star Game and MVP of 2017 MHSAA State Championship . . . Member of the Mississippi Band of Choctaw Indians

2025-26 Notables: Preseason All-Sun Belt Third Team selection . . . Led Southern Miss with 16 points in debut against Northern Illinois (Nov. 3) . . . Season-high 18 points against William Carey (Nov. 7) . . . Led team with season-high eight rebounds against Nicholls (Nov. 22) . . . Named to Cancun Challenge All-Tournament Team with 12.0 points, 3.0 rebounds and 2.0 assists per game

2025-26 GAME-BY-GAME STATISTICS													
	OPPONENT	GS	MIN	FG	3P	FT	O-D-T	F	A	TO	S	B	PTS
N 3	NORTHERN ILLINOIS	*	26:25	6-9	4-5	0-0	1-4-5	1	2	0	0	0	16
N 7	WILLIAM CAREY	*	29:47	6-13	2-4	4-5	0-1-1	2	5	1	1	1	18
N 10	BLUE MOUNTAIN CHRISTIAN	*	21:31	5-7	1-2	1-3	2-1-3	0	5	0	2	0	12
N 13	at Jacksonville State	*	31:04	2-7	2-4	1-4	0-3-3	2	1	3	1	0	7
N 18	SOUTHEASTERN	*	25:03	3-9	1-6	5-5	1-1-2	1	1	0	1	0	11
N 22	NICHOLLS	*	26:38	4-13	2-6	2-2	3-5-8	0	3	0	2	0	12
N 27	vs. UAB	*	37:05	5-12	0-5	2-2	1-4-5	3	3	1	0	1	12
N 28	vs. #25/24 N.C. State	*	20:27	5-19	2-8	0-0	0-1-1	0	1	0	0	0	12
D 1	at SMU	*	33:03	5-17	3-7	2-2	0-3-3	1	3	1	2	0	15
D 7	UAB	*	31:33	4-10	1-7	3-9	0-3-3	2	4	2	3	1	12
D 14	at Mississippi State												
D 18	SOUTH ALABAMA												
D 20	LOUISIANA												
J 1	ARKANSAS STATE												
J 3	TROY												
J 10	at App State												
J 14	at Texas State												
J 17	at Arkansas State												
J 22	MARSHALL												
J 24	COASTAL CAROLINA												
J 28	at Georgia Southern												
J 31	at Old Dominion												
F 4	JAMES MADISON												
F 7	at TBD												
F 12	ULM												
F 14	TEXAS STATE												
F 18	at Louisiana												
F 21	at Troy												
F 25	at South Alabama												
F 27	at ULM												
M 3-9	at Sun Belt Conference Tournament												

THE THAMES FILE

Position Guard
Height 5-8
Class Graduate Student
Eligibility Left Last season
Hometown Philadelphia, Miss.
High School Choctaw Central HS
Previous School ULM // 2024-25
Mississippi State // 2023-24 & Jones College // 2021-23

STATISTICAL SUPERLATIVES

Category	'21	'22	'23	'24	'25	'26	Tot.
Double-Figures	--	[23]	[24]	--	16	9	25
20+ Points	--	(8)	(7)	--	6		6
10+ Rebounds	--	(0)	(1)	--	0		0
5+ Assists	--	(5)	(4)	--	2	2	4
3+ Steals	--	(8)	(2)	--	2	1	3
3+ Blocks	--	(0)	(1)	--	0		0
Double-Double	--	(0)	(1)	--	0		0
Triple-Double	--	(0)	(0)	--	0		0
Led in Scoring	--	(12)	(6)	--	10	3	13
Led in Rebounds	--	(0)	(0)	--	1	1	2
Led in Assists	--	(5)	(7)	--	2	2	4
Led in Steals	--	(12)	(3)	--	5		5
Led in Blocks	--	(4)	(7)	--	4	2	6

CAREER HIGHS

PTS	REB	AST	STL	BLK
27	9	5	4	2
11/13/24 at SIU FGM	01/16/25 at USM 3PM	4x, last 11/10/25 FTM	01/09/25 at USM OFF REB	4x, last 2/28/25 DEF REB
10	5	10	3	8
2x, last 02/12/25 FGA	4x, last 02/20/25 3PA	01/09/25 USM FTA	2x, last 11/22/25 MIN	01/16/25 at USM TO
21	12	10	39:42	5
02/12/25 at Troy	01/18/25 at Ark. St.	01/09/25 USM	03/05/25 vs. GASO	2x, last 02/12/25

Season	GP-GS	MIN	AVG	FG-A	%	3P-A	%	FT-A	%	O	D	T	AVG	PF-FO	A	TO	B	S	PTS	AVG
2021-22	27-26	908	33.6	152-434	.350	55-204	.270	81-99	.818	29	52	81	3.0	52-1	75	79	9	53	440	16.3
2022-23	30-30	908	30.3	166-436	.381	72-204	.353	73-100	.730	46	89	135	4.5	50-0	79	72	12	32	477	15.9
At JCJC	57-56	1816	31.9	318-870	.366	127-408	.311	154-199	.774	75	141	216	3.8	102-1	154	151	21	85	917	16.1
2023-24	0-0	--	--	--	--	--	--	--	--	--	--	--	--	--	--	--	--	--	--	--
At MSU	0-0	--	--	--	--	--	--	--	--	--	--	--	--	--	--	--	--	--	--	--
2024-25	29-29	920	31.7	135-399	.338	56-208	.269	55-74	.743	15	68	83	2.9	73-2	54	66	14	28	381	13.1
At ULM	29-29	920	31.7	135-399	.338	56-208	.269	55-74	.743	15	68	83	2.9	73-2	54	66	14	28	381	13.1
2025-26	10-10	283	28.3	45-116	.388	18-54	.333	19-31	.613	8	26	34	3.4	12-0	28	8	3	12	127	12.7
At USM	10-10	283	28.3	45-116	.388	18-54	.333	19-31	.613	8	26	34	3.4	12-0	28	8	3	12	127	12.7
DI Total	39-39	1202	30.8	180-515	.350	74-262	.282	74-105	.705	23	94	117	3.0	85-2	82	74	17	40	508	13.0

MIRIAM PRINCE



Junior • Guard • Philadelphia, Miss. • Leake Academy • East Central CC • ULM

Synopsis: A developmental add that played in one game last year at ULM ... Quick-trigger shooter that excels from long range ... Explosive freshman campaign at East Central CC, winning MACCC Freshman of the Year and slotting on the All-MACCC First Team ... Prepped at Leake Academy, posting a combined 142-16 overall record as a four-year starter ... Won two state titles and the overall MAIS Title in 2020-21 ... Her father, Philip, is a Southern Miss alumnus and former men's basketball letterwinner.

2025-26 Notables: Made her Lady Eagle debut against Southeastern (Nov. 18), hitting a three-point basket for her first points in Division I

10

THE PRINCE FILE

Position Guard
Height 5-8
Class Junior
Eligibility Left Two seasons
Hometown Philadelphia, Miss.
High School Leake Academy
Previous School ULM // 2024-25
..... East Central CC // 2023-24

STATISTICAL SUPERLATIVES

Category	'21	'22	'23	'24	'25	'26	Tot.
Double-Figures	--	--	--	(23)	0		0
20+ Points	--	--	--	(9)	0		0
10+ Rebounds	--	--	--	(1)	0		0
5+ Assists	--	--	--	(5)	0		0
3+ Steals	--	--	--	(12)	0		0
3+ Blocks	--	--	--	(0)	0		0
Double-Double	--	--	--	(0)	0		0
Triple-Double	--	--	--	(0)	0		0
Led in Scoring	--	--	--	(17)	0		0
Led in Rebounds	--	--	--	(5)	0		0
Led in Assists	--	--	--	(13)	0		0
Led in Steals	--	--	--	(15)	0		0
Led in Blocks	--	--	--	(1)	0		0

CAREER HIGHS (DI ONLY)

PTS	REB	AST	STL	BLK
3	1	1	1	--
2x, last 11/22/25	2x, last 11/18/25	2x, last 11/18/25	11/04/24 C. Baptist	-
FGM	3PM	FTM	OFF REB	DEF REB
1	1	--	--	1
2x, last 11/22/25	2x, last 11/22/25	-	-	2x, last 11/18/25
FGA	3PA	FTA	MIN	TO
2	2	--	9:39	2
11/04/24 C. Baptist	11/04/24 C. Baptist	-	11/04/24 C. Baptist	11/18/25 SLU

2025-26 GAME-BY-GAME STATISTICS															
	OPPONENT	GS	MIN	FG	3P	FT	O-D-T	F	A	TO	S	B	PTS		
N 3	NORTHERN ILLINOIS													DID NOT PLAY - COACHING DECISION	
N 7	WILLIAM CAREY													DID NOT PLAY - COACHING DECISION	
N 10	BLUE MOUNTAIN CHRISTIAN													DID NOT DRESS	
N 13	at Jacksonville State													DID NOT PLAY - COACHING DECISION	
N 18	SOUTHEASTERN		5:31	1-1	1-1	0-0	0-1-1	2	1	2	0	0	3		
N 22	NICHOLLS		6:51	1-1	1-1	0-0	0-0-0	0	0	0	0	0	3		
N 27	vs. UAB													DID NOT PLAY - COACHING DECISION	
N 28	vs. #25/24 N.C. State		7:44	0-1	0-1	0-0	0-0-0	0	0	1	0	0	0		
D 1	at SMU													DID NOT PLAY - COACHING DECISION	
D 7	UAB													DID NOT PLAY - COACHING DECISION	
D 14	at Mississippi State														
D 18	SOUTH ALABAMA														
D 20	LOUISIANA														
J 1	ARKANSAS STATE														
J 3	TROY														
J 10	at App State														
J 14	at Texas State														
J 17	at Arkansas State														
J 22	MARSHALL														
J 24	COASTAL CAROLINA														
J 28	at Georgia Southern														
J 31	at Old Dominion														
F 4	JAMES MADISON														
F 7	at TBD														
F 12	ULM														
F 14	TEXAS STATE														
F 18	at Louisiana														
F 21	at Troy														
F 25	at South Alabama														
F 27	at ULM														
M 3-9	at Sun Belt Conference Tournament														

Season	GP-GS	MIN	AVG	FG-A	%	3P-A	%	FT-A	%	O	D	T	AVG	PF-FO	A	TO	B	S	PTS	AVG
2023-24	30-25	931	31.0	163-403	.404	64-213	.300	100-143	.699	26	85	111	3.7	30-0	81	66	5	63	490	16.3
At ECCC	30-25	931	31.0	163-403	.404	64-213	.300	100-143	.699	26	85	111	3.7	30-0	81	66	5	63	490	16.3
2024-25	1-0	10	10.0	0-2	.000	0-2	.000	0-0	-	0	1	1	1.0	0-0	1	0	0	1	0	0.0
At ULM	1-0	10	10.0	0-2	.000	0-2	.000	0-0	-	0	1	1	1.0	0-0	1	0	0	1	0	0.0
2025-26	3-0	20	6.7	2-3	.667	2-3	.667	0-0	.000	0	1	1	0.3	2-0	1	3	0	0	6	2.0
At USM	3-0	20	6.7	2-3	.667	2-3	.667	0-0	.000	0	1	1	0.3	2-0	1	3	0	0	6	2.0
DI Total	4-0	30	7.4	2-5	.400	2-5	.400	0-0	.000	0	2	2	0.5	2-0	2	3	0	1	6	1.5

MORGAN SIEPER



Junior • Guard • Tampa, Fla. • H.B. Plant HS

Synopsis: The leading returner from last year's squad, Sieper has been a mainstay in the Lady Eagle lineup in her first two seasons . . . Played in every game as a Lady Eagle with 65 appearances and 56 starts entering the 2025-26 campaign . . . Knocking on the door of the program's career three-point shooting charts with 96 made threes and 318 attempts . . . Sharp shooter from long range . . . Her length allows her to play the 2-3-4 and even move down to the post in small ball lineups . . . Serving as the vice president of the Southern Miss Student-Athlete Advisory Committee this season.

2025-26 Notables: Overcame a two-week slump to score a season-high 16 points with four three-pointers against UAB (Dec. 7) . . . Also had five rebounds in 27-plus minutes against the Blazers

12

THE SIEPER FILE

Position Guard
Height 6-0
Class Junior
Eligibility Left Two seasons
Hometown Tampa, Fla.
High School H.B. Plant HS

STATISTICAL SUPERLATIVES

Category	'21	'22	'23	'24	'25	'26	Tot.
Double-Figures	--	--	--	5	10	1	16
20+ Points	--	--	--	1	0		1
10+ Rebounds	--	--	--	0	0		0
5+ Assists	--	--	--	1	1		2
3+ Steals	--	--	--	2	4		6
3+ Blocks	--	--	--	0	0		0
Double-Double	--	--	--	0	0		0
Triple-Double	--	--	--	0	0		0
Led in Scoring	--	--	--	1	3		4
Led in Rebounds	--	--	--	3	1		4
Led in Assists	--	--	--	2	6		8
Led in Steals	--	--	--	6	7	1	14
Led in Blocks	--	--	--	7	8		15

CAREER HIGHS

PTS	REB	AST	STL	BLK
23	7	8	3	2
11/11/23 Akron FGM	11/24/23 N. Dakota 3PM	12/05/24 MVSU FTM	02/26/25 OFF REB	02/15/24 DEF REB
8	7	2	4	6
2x, last 11/24/24 FGA	11/11/23 Akron 3PA	10x, last 12/07/25 FTA	01/26/25 at Marshall MIN	02/01/25 Troy TO
18	10	3	40:29	5
11/24/24 vs. CU	2x, last 02/15/25	02/22/25 at TXST	03/23/24 Murray St.	2x, last 11/25/24

2025-26 GAME-BY-GAME STATISTICS

OPPONENT	GS	MIN	FG	3P	FT	O-D-T	F	A	TO	S	B	PTS
N 3 NORTHERN ILLINOIS		21:01	3-9	3-6	0-0	0-1-1	1	3	1	1	0	9
N 7 WILLIAM CAREY		14:40	2-6	0-3	0-0	0-2-2	1	1	1	0	0	4
N 10 BLUE MOUNTAIN CHRISTIAN		14:02	2-5	1-3	0-0	0-2-2	1	2	1	0	0	5
N 13 at Jacksonville State		18:27	1-5	0-2	0-0	0-2-2	1	1	1	2	0	2
N 18 SOUTHEASTERN		18:30	3-5	2-4	0-0	0-2-2	2	0	0	1	0	8
N 22 NICHOLLS		13:53	1-5	0-4	0-0	0-1-1	2	2	1	1	0	2
N 27 vs. UAB		10:17	0-3	0-3	0-0	0-1-1	0	1	3	1	0	0
N 28 vs. #25/24 N.C. State		23:20	0-2	0-2	0-0	1-3-4	2	0	1	1	0	0
D 1 at SMU		9:22	0-3	0-2	0-0	0-0-0	2	0	2	1	0	0
D 7 UAB		27:31	5-8	4-7	2-2	0-5-5	1	1	0	1	0	16
D 14 at Mississippi State												
D 18 SOUTH ALABAMA												
D 20 LOUISIANA												
J 1 ARKANSAS STATE												
J 3 TROY												
J 10 at App State												
J 14 at Texas State												
J 17 at Arkansas State												
J 22 MARSHALL												
J 24 COASTAL CAROLINA												
J 28 at Georgia Southern												
J 31 at Old Dominion												
F 4 JAMES MADISON												
F 7 at TBD												
F 12 ULM												
F 14 TEXAS STATE												
F 18 at Louisiana												
F 21 at Troy												
F 25 at South Alabama												
F 27 at ULM												
M 3-9 at Sun Belt Conference Tournament												

Season	GP-GS	MIN	AVG	FG-A	%	3P-A	%	FT-A	%	O	D	T	AVG	PF-FO	A	TO	B	S	PTS	AVG
2023-24	34-25	894	26.3	65-195	.333	40-139	.288	9-10	.900	22	72	94	2.8	45-0	38	44	15	24	179	5.3
2024-25	31-31	965	31.1	98-284	.345	56-179	.313	15-20	.750	16	77	93	3.0	63-0	75	62	10	29	267	8.6
2025-26	10-0	171	17.1	17-51	.333	10-36	.278	2-2	1.000	1	19	20	2.0	13-0	11	11	0	9	46	4.6
Total	75-56	2031	27.1	180-530	.340	106-354	.299	26-32	.813	39	168	207	2.8	121-0	124	117	25	62	492	6.6

JE'MYA EVANS



Senior • Forward • Gulfport, Miss. • Harrison Central HS • Mississippi Gulf Coast CC

Synopsis: Appeared in all 31 games last year with two starts in her first year at Southern Miss . . . Solid rotational post player . . . Prior to Southern Miss, she led Mississippi Gulf Coast CC to their best season in nearly 50 years . . . Named to All-NJCAA Region 23 Team and First Team All-MACCC as a sophomore at MGCCC . . . Played at Harrison Central HS alongside Anaisha Carriere and Hayleigh Breland.

2025-26 Notables: Reached double-figure boards against Blue Mountain Christian (Nov. 10)

20

THE EVANS FILE

Position Forward
Height 6-0
Class Senior
Eligibility Left One season
Hometown Gulfport, Miss.
High School Harrison Central HS
Previous School Mississippi Gulf Coast CC // 2022-24

STATISTICAL SUPERLATIVES

Category	'21	'22	'23	'24	'25	'26	Tot.
Double-Figures	--	--	(1)	(17)	4		4
20+ Points	--	--	(0)	(6)	0		0
10+ Rebounds	--	--	(1)	(5)	1	1	2
5+ Assists	--	--	(0)	(0)	0		0
3+ Steals	--	--	(0)	(5)	0		0
3+ Blocks	--	--	(1)	(0)	0		0
Double-Double	--	--	(1)	(5)	1		1
Triple-Double	--	--	(0)	(0)	0		0
Led in Scoring	--	--	(0)	(8)	1		1
Led in Rebounds	--	--	(2)	(7)	2	1	3
Led in Assists	--	--	(0)	(0)	0		0
Led in Steals	--	--	(0)	(5)	1		1
Led in Blocks	--	--	(3)	(5)	4		4

CAREER HIGHS (DI ONLY)

PTS	REB	AST	STL	BLK
12	17	1	2	1
11/23/24 vs. Baylor	11/07/24 BMCU	10x, last 11/18/25	02/19/25 at USA	5x, last 02/22/25
FGM	3PM	FTM	OFF REB	DEF REB
5	--	3	10	7
2x, last 01/16/25	-	2x, last 12/29/24	11/07/24 BMCU	2x, last 11/10/25
FGA	3PA	FTA	MIN	TO
11	--	5	33:44	4
11/07/24 BMCU	-	11/07/24 BMCU	11/23/24 vs. Baylor	2x, last 01/18/25

2025-26 GAME-BY-GAME STATISTICS												
OPPONENT	GS	MIN	FG	3P	FT	O-D-T	F	A	TO	S	B	PTS
N 3 NORTHERN ILLINOIS		6:42	0-2	0-0	0-0	1-3-4	0	0	1	0	0	0
N 7 WILLIAM CAREY		0:35	0-1	0-0	0-0	1-0-1	0	0	0	0	0	0
N 10 BLUE MOUNTAIN CHRISTIAN		13:29	2-4	0-0	1-2	3-7-10	0	0	0	0	0	5
N 13 at Jacksonville State						DID NOT PLAY - COACHING DECISION						
N 18 SOUTHEASTERN		5:53	0-1	0-0	0-0	0-1-1	1	1	0	0	0	0
N 22 NICHOLLS		8:10	2-3	0-0	2-2	2-0-2	0	0	0	0	0	6
N 27 vs. UAB		3:15	2-2	0-0	0-0	2-3-5	2	0	0	0	0	4
N 28 vs. #25/24 N.C. State		10:05	1-1	0-0	0-0	0-1-1	3	0	1	0	0	2
D 1 at SMU		6:15	0-0	0-0	0-2	0-0-0	2	0	1	0	0	0
D 7 UAB		8:05	1-1	0-0	2-2	1-1-2	0	0	1	1	0	4
D 14 at Mississippi State												
D 18 SOUTH ALABAMA												
D 20 LOUISIANA												
J 1 ARKANSAS STATE												
J 3 TROY												
J 10 at App State												
J 14 at Texas State												
J 17 at Arkansas State												
J 22 MARSHALL												
J 24 COASTAL CAROLINA												
J 28 at Georgia Southern												
J 31 at Old Dominion												
F 4 JAMES MADISON												
F 7 at TBD												
F 12 ULM												
F 14 TEXAS STATE												
F 18 at Louisiana												
F 21 at Troy												
F 25 at South Alabama												
F 27 at ULM												
M 3-9 at Sun Belt Conference Tournament												

Season	GP-GS	MIN	AVG	FG-A	%	3P-A	%	FT-A	%	O	D	T	AVG	PF-FO	A	TO	B	S	PTS	AVG
2022-23	23-10	375	16.3	32-90	.356	0-2	.000	13-23	.565	44	52	96	4.2	52-1	3	32	9	7	77	3.3
2023-24	28-28	791	28.3	159-332	.479	1-2	.500	39-74	.527	60	122	182	6.5	80-3	20	60	8	22	358	12.8
At MGCCC	51-38	1,166	22.9	191-422	.453	1-4	.250	52-97	.536	104	174	278	5.5	132-4	23	92	17	29	435	8.5
2024-25	31-2	502	16.2	57-129	.442	0-0	.000	19-33	.576	47	58	105	3.4	59-1	9	34	4	10	133	4.3
2025-26	9-0	62	6.9	8-15	.533	0-0	.000	5-8	.625	10	16	26	2.9	8-0	1	4	0	1	21	2.3
At USM	40-2	564	14.1	65-144	.451	0-0	.000	24-41	.585	57	74	131	3.3	67-1	10	38	4	11	154	3.9
DI Total	40-2	564	14.1	65-144	.451	0-0	.000	24-41	.585	57	74	131	3.3	67-1	10	38	4	11	154	3.9

CARLY KEATS



Senior • Point Guard • Philadelphia, Miss. • Neshoba Central HS • Jones JC • Arkansas

Synopsis: A true do-all point guard . . . Can move the ball from any position on the floor . . . If she's on the floor, she's within shooting range of the basket . . . Transfers to Southern Miss after two seasons at Arkansas . . . Played in 59 games with 31 starts, averaging 6.5 points per game for the Razorbacks . . . Began her career under Bilderback at Jones, earning First Team All-MACCC honors as a true freshman . . . Capped off her prep career with a 33-0 season at powerhouse Neshoba Central HS, winning the state title, MVP trophy, All-Region and All-State First Team honors, All-Tournament Team and All-Tournament MVP, Mississippi/Alabama All-Star Game MVP and Dandy Dozen Selection . . . Member of the Mississippi Band of Choctaw Indians

2025-26 Notables: Double-figures in debut against Northern Illinois (Nov. 3) . . . Season-high 13 against William Carey (Nov. 7) . . . Reset season-high with 17 against Southeastern (Nov. 18) to lead all scorers . . . Career-high 23 points against Nicholls (Nov. 22), with career-high eight field goals and six three-pointers . . . Set a new career-high with six assists against UAB (Dec. 7), reaching five-plus assists for the first time at the Division I level

21

THE KEATS FILE

Position Point Guard
Height 5-7
Class Senior
Eligibility Left Last season
Hometown Philadelphia, Miss.
High School Neshoba Central HS
Previous School Arkansas // 2023-25
 Jones College // 2022-23

STATISTICAL SUPERLATIVES

Category	'21	'22	'23	'24	'25	'26	Tot.
Double-Figures	--	--	[15]	8	10	8	26
20+ Points	--	--	(1)	0	0	1	1
10+ Rebounds	--	--	(0)	0	0		0
5+ Assists	--	--	(6)	0	0	1	2
3+ Steals	--	--	(4)	0	0	1	1
3+ Blocks	--	--	(0)	0	0		0
Double-Double	--	--	(0)	0	0		0
Triple-Double	--	--	(0)	0	0		0
Led in Scoring	--	--	(1)	0	2	3	5
Led in Rebounds	--	--	(0)	0	2		2
Led in Assists	--	--	[15]	1	1	3	5
Led in Steals	--	--	(5)	0	3	3	6
Led in Blocks	--	--	(4)	1	2	1	4

CAREER HIGHS (DI ONLY)

PTS	REB	AST	STL	BLK
23	5	6	3	2
11/22/25 NSU FGM	2x, last 12/29/24 3PM	12/07/25 UAB FTM	11/22/25 NSU OFF REB	12/21/23 vs. UIC DEF REB
8	6	5	1	5
11/22/25 NSU FGA	11/22/25 NSU 3PA	11/13/25 at JXST FTA	10x, last 12/07/25 MIN	2x, last 12/29/24 TO
16	11	6	40:00	4
01/07/24 Georgia	01/02/25 LSU	11/13/25 at JXST	01/07/24 Georgia	3x, last 11/22/25

2025-26 GAME-BY-GAME STATISTICS													
	OPPONENT	GS	MIN	FG	3P	FT	O-D-T	F	A	TO	S	B	PTS
N 3	NORTHERN ILLINOIS	*	31:00	4-12	4-7	0-0	0-3-3	2	3	1	1	1	12
N 7	WILLIAM CAREY	*	30:58	5-13	3-6	0-0	1-3-4	0	3	1	2	0	13
N 10	BLUE MOUNTAIN CHRISTIAN	*	18:30	5-9	3-7	2-2	0-4-4	0	1	0	1	0	15
N 13	at Jacksonville State	*	31:09	3-11	0-6	5-6	0-2-2	2	4	0	2	0	11
N 18	SOUTHEASTERN	*	24:37	7-13	3-7	0-0	0-2-2	2	3	2	0	0	17
N 22	NICHOLLS	*	29:25	8-12	6-9	1-3	1-2-3	2	3	4	3	0	23
N 27	vs. UAB	*	34:25	4-12	4-10	0-0	0-4-4	1	1	0	0	0	12
N 28	vs. #25/24 N.C. State	*	23:03	4-10	4-10	0-0	0-1-1	0	3	2	1	0	12
D 1	at SMU	*	31:11	2-12	1-7	2-2	1-1-2	4	2	1	1	0	7
D 7	UAB	*	34:13	3-7	2-5	0-0	1-0-1	0	6	1	0	0	8
D 14	at Mississippi State												
D 18	SOUTH ALABAMA												
D 20	LOUISIANA												
J 1	ARKANSAS STATE												
J 3	TROY												
J 10	at App State												
J 14	at Texas State												
J 17	at Arkansas State												
J 22	MARSHALL												
J 24	COASTAL CAROLINA												
J 28	at Georgia Southern												
J 31	at Old Dominion												
F 4	JAMES MADISON												
F 7	at TBD												
F 12	ULM												
F 14	TEXAS STATE												
F 18	at Louisiana												
F 21	at Troy												
F 25	at South Alabama												
F 27	at ULM												
M 3-9	at Sun Belt Conference Tournament												

Season	GP-GS	MIN	AVG	FG-A	%	3P-A	%	FT-A	%	O	D	T	AVG	PF-FO	A	TO	B	S	PTS	AVG
2022-23	30-28	829	27.6	111-274	.405	55-158	.348	14-20	.700	7	103	110	3.7	33-0	104	57	9	35	291	9.7
At JJC/JC	30-28	829	27.6	111-274	.405	55-158	.348	14-20	.700	7	103	110	3.7	33-0	104	57	9	35	291	9.7
2023-24	29-10	640	22.1	64-203	.315	31-122	.254	18-23	.783	5	33	38	1.3	23-0	18	23	4	9	177	6.1
2024-25	30-21	616	20.5	76-221	.344	41-139	.295	15-16	.938	1	42	43	1.4	9-0	18	32	3	6	208	6.9
At ARK	59-31	1257	21.3	140-424	.330	72-361	.276	33-39	.846	6	75	81	1.4	32-0	36	55	7	15	385	6.5
2025-26	10-10	289	28.9	45-111	.405	30-74	.405	10-13	.769	4	22	26	2.6	13-0	29	12	1	11	130	13.0
At USM	10-10	289	28.9	45-111	.405	30-74	.405	10-13	.769	4	22	26	2.6	13-0	29	12	1	11	130	13.0
DI Total	69-41	1546	22.4	185-535	.346	102-335	.304	43-52	.827	10	97	107	1.6	45-0	65	67	8	26	515	7.5

SAKYIA WHITE



Graduate Student • Forward • Tuscaloosa, Ala. • Central HS • North Alabama • Jones JC • Florida State • ULM

Synopsis: Transfers to her fifth school in six seasons of collegiate basketball . . . A rebounding machine, she posted eight games with 10-plus boards last year at ULM . . . Started in all 30 games for the Warhawks . . . She spent the 2023-24 season at Florida State and before that two year at Jones JC . . . Two-time First Team All-American at JCJC . . . Also played in the NJCAA All-Star Game in 2022 . . . First season at North Alabama in 2020-21, where she was named Atlantic Sun Freshman of the Year.

2025-26 Notables: Southern Miss debut against Northern Illinois (Nov. 3), scoring double-figures . . . First double-double of the year against Southeastern (Nov. 18) with 14 points and 10 rebounds . . . Exploded for a career-high 24 points along with 13 rebounds her second double-double of her career at SMU (Dec. 1) . . . Finished 10-of-13 from the floor to lead Southern Miss in scoring against the Mustangs

22



THE WHITE FILE

Position Forward

Height 6-1

Class Graduate Student

Eligibility Left Last season

Hometown Tuscaloosa, Ala.

High School Central HS

Previous School . . ULM // 2024-25, Fla. State // 2023-24

.. Jones College // 2021-23 & North Alabama // 2020-21

STATISTICAL SUPERLATIVES

Category	'21	'22	'23	'24	'25	'26	Tot.
Double-Figures	13	[28]	[28]	1	16	6	36
20+ Points	2	[10]	[11]	0	0	1	3
10+ Rebounds	11	[18]	[25]	0	8	3	22
5+ Assists	0	[0]	[0]	0	0		0
3+ Steals	3	[3]	[2]	1	2	1	7
3+ Blocks	2	[3]	[2]	0	2		4
Double-Double	7	[18]	[24]	0	4	2	13
Triple-Double	0	[0]	[0]	0	0		0
Led in Scoring	3	[13]	[13]	0	13	1	9
Led in Rebounds	17	[24]	[25]	0	13	5	35
Led in Assists	0	[1]	[1]	0	0		0
Led in Steals	7	[5]	[6]	1	5	2	15
Led in Blocks	9	[11]	[14]	1	8	3	21

CAREER HIGHS (DI ONLY)

PTS	REB	AST	STL	BLK
24	21	3	4	6
2x, last 12/01/25	02/26/25	2x, last 02/05/25	2x, last 11/13/25	03/11/21
FGM	3PM	FTM	OFF REB	DEF REB
10	1	8	11	14
2x, last 12/01/25	2x, last 02/06/21	11/24/24	01/11/25	02/26/25
FGA	3PA	FTA	MIN	TO
16	2	10	38:38	6
01/11/25	4x, last 11/17/24	11/24/24	03/11/21	2x, last 01/11/25
Ark. State	vs. St. M's	vs. St. M's	vs. UNF	

2025-26 GAME-BY-GAME STATISTICS													
	OPPONENT	GS	MIN	FG	3P	FT	O-D-T	F	A	TO	S	B	PTS
N 3	NORTHERN ILLINOIS	*	19:17	4-9	0-0	5-5	6-3-9	3	0	2	1	0	13
N 7	WILLIAM CAREY	*	16:57	4-5	0-0	0-0	2-4-6	4	1	2	0	0	8
N 10	BLUE MOUNTAIN CHRISTIAN	*	15:20	3-4	0-0	6-6	0-5-5	1	2	1	1	0	12
N 13	at Jacksonville State	*	27:33	3-8	0-0	1-1	1-7-8	2	0	1	4	1	7
N 18	SOUTHEASTERN	*	23:49	5-9	0-0	4-5	4-6-10	2	0	2	2	1	14
N 22	NICHOLLS	*	18:41	5-10	0-0	2-3	1-3-4	2	0	1	2	0	12
N 27	vs. UAB	*	27:30	6-11	0-0	3-4	3-3-6	3	0	4	2	1	15
N 28	vs. #25/24 N.C. State	*	13:24	2-5	0-0	0-0	1-2-3	4	1	0	0	0	4
D 1	at SMU	*	32:02	10-13	0-0	4-4	4-9-13	5	1	2	0	1	24
D 7	UAB	*	28:37	4-9	0-0	0-0	1-5-6	2	1	3	1	0	8
D 14	at Mississippi State												
D 18	SOUTH ALABAMA												
D 20	LOUISIANA												
J 1	ARKANSAS STATE												
J 3	TROY												
J 10	at App State												
J 14	at Texas State												
J 17	at Arkansas State												
J 22	MARSHALL												
J 24	COASTAL CAROLINA												
J 28	at Georgia Southern												
J 31	at Old Dominion												
F 4	JAMES MADISON												
F 7	at TBD												
F 12	ULM												
F 14	TEXAS STATE												
F 18	at Louisiana												
F 21	at Troy												
F 25	at South Alabama												
F 27	at ULM												
M 3-9	at Sun Belt Conference Tournament												

Season	GP-GS	MIN	AVG	FG-A	%	3P-A	%	FT-A	%	O	D	T	AVG	PF-FO	A	TO	B	S	PTS	AVG
2020-21	25-19	644	25.8	111-189	.587	2-10	.200	48-76	.632	74	167	241	9.6	73-0	17	46	22	28	272	10.9
At UNA	25-19	644	25.8	111-189	.587	2-10	.200	48-76	.632	74	167	241	9.6	73-0	17	46	22	28	272	10.9
2021-22	33-33	1013	30.7	239-416	.575	0-2	.000	76-119	.639	137	255	392	11.9	82-2	30	59	32	38	554	16.8
2022-23	30-30	862	28.7	224-408	.549	2-8	.250	99-136	.728	117	282	399	13.3	48-0	30	45	27	29	549	18.3
At JCJC	63-63	1875	29.8	463-824	.562	2-10	.200	175-255	.686	254	537	791	12.6	130-2	60	104	59	67	1103	17.5
2023-24	32-0	297	9.3	29-61	.475	0-0	.000	22-33	.667	51	57	108	3.4	35-0	3	14	11	13	80	2.5
At FSU	32-0	297	9.3	29-61	.475	0-0	.000	22-33	.667	51	57	108	3.4	35-0	3	14	11	13	80	2.5
2024-25	30-30	761	25.4	109-228	.478	0-6	.000	74-100	.740	90	165	255	8.5	71-1	20	44	21	34	292	9.7
At ULM	30-30	761	25.4	109-228	.478	0-6	.000	74-100	.740	90	165	255	8.5	71-1	20	44	21	34	292	9.7
2025-26	10-10	223	22.3	46-83	.554	0-0	.000	25-28	.893	23	47	70	7.0	28-1	6	18	4	13	117	11.7
At USM	10-10	223	22.3	46-83	.554	0-0	.000	25-28	.893	23	47	70	7.0	28-1	6	18	4	13	117	11.7
DI Total	97-59	1926	19.9	295-561	.526	2-16	.125	169-237	.713	238	436	674	6.9	207-2	46	122	58	88	761	7.8



HAYLEIGH BRELAND



Senior • Guard • Wiggins, Miss. • Harrison Central HS • Jackson State • Charlotte

Synopsis: Transfers from Charlotte where she led the 49ers with 11.4 points per game as one of the American Athletic Conference's best newcomers . . . Reunites with assistant head coach and fellow Wiggins native Jonathan Williams, whom she has played her entire collegiate career with . . . Started her college career at Jackson State, where she played 54 games over two years as a key rotational piece . . . Scored 19 double-figure games last year with Charlotte . . . Finished her high school career at Harrison Central HS, playing with Je'Mya Evans and Anaisha Carriere . . . Played at Stone HS in Wiggins prior to her senior year

2025-26 Notables: Scored nine in Southern Miss debut against Northern Illinois (Nov. 3) . . . First double-figure game against William Carey (Nov. 7) . . . Led team with five assists against Southeastern (Nov. 18) . . . Enjoyed a breakout performance against UAB (Dec. 7), leading all scorers with 25 points and five three-point baskets

THE BRELAND FILE

Position	Guard
Height	5-8
Class	Senior
Eligibility Left	Last season
Hometown	Wiggins, Miss.
High School	Harrison Central HS
Previous School	Charlotte // 2024-25 Jackson State // 2022-24

STATISTICAL SUPERLATIVES

Category	'21	'22	'23	'24	'25	'26	Tot.
Double-Figures	--	--	0	3	19	3	25
20+ Points	--	--	0	0	4	1	5
10+ Rebounds	--	--	0	0	1	1	2
5+ Assists	--	--	0	2	4	2	8
3+ Steals	--	--	0	4	2	1	7
3+ Blocks	--	--	0	0	0		0
Double-Double	--	--	0	0	1		1
Triple-Double	--	--	0	0	0		0
Led in Scoring	--	--	1	0	7	1	9
Led in Rebounds	--	--	0	0	9	1	10
Led in Assists	--	--	0	6	13	3	22
Led in Steals	--	--	0	4	8	3	15
Led in Blocks	--	--	0	1	2		3

CAREER HIGHS

PTS	REB	AST	STL	BLK
30	12	8	5	1
11/21/24 GWU FGM	01/08/25 at Tulsa 3PM	2x, last 11/07/25 FTM	2x, last 11/04/24 OFF REB	4x, last 11/07/25 DEF REB
12	6	7	5	8
11/21/24 GWU FGA	11/21/24 GWU 3PA	02/22/25 FAU FTA	2x, last 11/27/25 MIN	11/15/24 at UNCA TO
20	10	8	35:08	6
02/08/25 at UAB	12/16/24 Winthrop	02/22/25 FAU	02/12/25 Wichita St.	12/01/24 SE La.

2025-26 GAME-BY-GAME STATISTICS

[illegible]

Season	GP-GS	MIN	AVG	FG-A	%	3P-A	%	FT-A	%	O	D	T	AVG	PF-FO	A	TO	B	S	PTS	AVG
2022-23	23-0	127	5.5	11-31	.355	4-16	.250	4-8	.500	5	13	18	0.8	9-0	4	7	0	4	30	1.3
2023-24	31-3	392	12.6	42-121	.347	14-52	.269	20-27	.741	18	22	40	1.3	29-0	45	26	1	31	118	3.8
At JSU	54-3	519	9.6	53-152	.349	18-68	.265	24-35	.686	23	35	58	1.1	38-0	49	33	1	35	148	2.7
2024-25	32-31	925	28.9	131-394	.332	47-157	.299	57-81	.704	49	96	145	4.5	55-1	74	68	2	31	366	11.4
At UNCC	32-31	925	28.9	131-394	.332	47-157	.299	57-81	.704	49	96	145	4.5	55-1	74	68	2	31	366	11.4
2025-26	10-10	263	26.3	43-106	.406	13-34	.382	8-10	.800	17	20	37	3.7	19-0	29	13	1	12	107	10.7
At USM	10-10	263	26.3	43-106	.406	13-34	.382	8-10	.800	17	20	37	3.7	19-0	29	13	1	12	107	10.7
Total	96-44	1712	17.8	227-652	.348	78-259	.301	89-126	.706	89	151	240	2.5	112-1	152	114	4	78	621	6.5



TIMYA THURMAN



Junior • Center • Linden, Ala. • Linden HS • Auburn

Synopsis: A developing presence in the post . . . Transfer from Auburn, where she played 30 games over two years for the Tigers . . . Prior to going to the Plains, she was one of the most dominant players in Alabama at Linden HS . . . Averaged 25-plus points and 20-plus boards per game as a senior, earning a district title, district MVP, First Team All-State and a spot in the Mississippi/Alabama All-Star Game.

2025-26 Notables: First points at Southern Miss against Northern Illinois (Nov. 3) . . . Broke out for career-high 10 points against William Carey (Nov. 7) . . . Missed the Jacksonville State game (Nov. 13) with the flu

THE THURMAN FILE

Position	Center
Height	6-5
Class	Junior
Eligibility Left	Two seasons
Hometown	Linden, Ala.
High School	Linden HS
Previous School	Auburn // 2023-25

STATISTICAL SUPERLATIVES

Category	'21	'22	'23	'24	'25	'26	Tot.
Double-Figures	--	--	--	0	0	1	1
20+ Points	--	--	--	0	0		0
10+ Rebounds	--	--	--	0	0		0
5+ Assists	--	--	--	0	0		0
3+ Steals	--	--	--	0	0		0
3+ Blocks	--	--	--	1	0		1
Double-Double	--	--	--	0	0		0
Triple-Double	--	--	--	0	0		0
Led in Scoring	--	--	--	0	0		0
Led in Rebounds	--	--	--	0	0		0
Led in Assists	--	--	--	0	0		0
Led in Steals	--	--	--	0	0		0
Led in Blocks	--	--	--	3	0	2	5

CAREER HIGHS

PTS	REB	AST	STL	BLK
10	4	2	1	3
11/07/25 WCU FGM	2x, last 11/10/25 3PM	12/21/24 Ala. State FTM	2x, last 12/21/24 OFF REB	02/01/24 S. Carolina DEF REB
4	--	2	2	3
11/07/25 WCU FGA	- 3PA	2x, last 11/07/25 FTA	2x, last 12/21/24 MIN	11/10/25 BMCU TO
5	--	4	18:50	2
2x, last 11/07/25	-	11/07/25 WCU	12/21/24 Ala. State	02/01/24 S. Carolina

2025-26 GAME-BY-GAME STATISTICS

[illegible]

Season	GP-GS	MIN	AVG	FG-A	%	3P-A	%	FT-A	%	O	D	T	AVG	PF-FO	A	TO	B	S	PTS	AVG
2023-24	17-0	62	3.6	7-16	.438	0-0	-	3-5	.600	4	5	9	0.5	5-0	3	5	6	1	17	1.0
2024-25	13-0	62	4.8	2-8	.250	0-0	-	3-4	.750	2	6	8	0.6	8-0	1	1	2	2	7	0.5
At AU	30-0	124	4.1	9-24	.375	0-0	-	6-9	.667	6	11	17	0.6	13-0	4	6	8	3	24	0.8
2025-26	7-0	55	7.9	9-15	.600	0-0	.000	2-4	.500	5	7	12	1.7	8-0	0	3	4	0	20	2.9
At USM	7-0	55	7.9	9-15	.600	0-0	.000	2-4	.500	5	7	12	1.7	8-0	0	3	4	0	20	2.9
Total	37-0	179	4.8	18-39	.462	0-0	.000	8-13	.615	11	18	29	0.8	21-0	4	9	12	3	44	1.2

WHITNEY HART



Redshirt Freshamn • Center • Baton Rouge, La. • Libert Magnet HS

Synopsis: Did not play last season after suffering a preseason injury, taking a medical redshirt . . . Prepped at Liberty Magnet HS in Baton Rouge, La., where she led the Lady Patriots to the championship game as a senior . . . Named First Team All-LWSA, First Team All-Louisiana, All-LHSAA Tournament Team, All-Baton Rouge Metro MVP and The Advocate's Female Basketball Player of the Year

2025-26 Notables: Scored her first career points against Northern Illinois (Nov. 3) . . . Pulled down eight rebounds in just over 11 minutes on the floor against Blue Mountain Christian (Nov. 10) . . . Had a breakout performance at Jacksonville State, coming off the bench to score nine, including seven-straight points, to seal Southern Miss' first road win of the year . . . Led team with two blocks against Southeastern (Nov. 18) . . . Dealing with a nagging hamstring injury from preseason . . . Returned to practice prior to SMU game (Dec. 1) . . . Dressed out and played against UAB (Dec. 7)

35

THE HART FILE

PositionCenter
Height6-3
ClassRedshirt Freshman
Eligibility LeftFour seasons
HometownBaton Rouge, La.
High SchoolLiberty Magnet HS

STATISTICAL SUPERLATIVES

Category	'21	'22	'23	'24	'25	'26	Tot.
Double-Figures	--	--	--	--	--	--	-
20+ Points	--	--	--	--	--	--	-
10+ Rebounds	--	--	--	--	--	--	-
5+ Assists	--	--	--	--	--	--	-
3+ Steals	--	--	--	--	--	--	-
3+ Blocks	--	--	--	--	--	--	-
Double-Double	--	--	--	--	--	--	-
Triple-Double	--	--	--	--	--	--	-
Led in Scoring	--	--	--	--	--	--	-
Led in Rebounds	--	--	--	--	--	--	-
Led in Assists	--	--	--	--	--	--	-
Led in Steals	--	--	--	--	--	--	-
Led in Blocks	--	--	--	--	--	2	2














CAREER HIGHS

PTS	REB	AST	STL	BLK
9	8	--	1	2
11/13/25 at JXST	11/10/25 BMCU	-	2x, last 11/13/25	11/18/25 SLU
FGM	3PM	FTM	OFF REB	DEF REB
3	--	3	5	6
11/13/25 at JXST	-	11/13/25 at JXST	11/22/25 NSU	11/10/25 BMCU
FGA	3PA	FTA	MIN	TO
4	--	6	11:26	3
11/13/25 at JXST	-	11/22/25 NSU	11/10/25 BMCU	11/10/25 BMCU

2025-26 GAME-BY-GAME STATISTICS

OPPONENT	GS	MIN	FG	3P	FT	O-D-T	F	A	TO	S	B	PTS
N 3 NORTHERN ILLINOIS		5:59	1-2	0-0	0-0	1-0-1	4	0	0	0	1	2
N 7 WILLIAM CAREY		8:11	2-2	0-0	1-2	1-2-3	2	0	0	1	0	5
N 10 BLUE MOUNTAIN CHRISTIAN		11:26	1-3	0-0	0-0	2-6-8	1	0	3	0	1	2
N 13 at Jacksonville State		7:12	3-4	0-0	3-4	3-0-3	1	0	0	1	0	9
N 18 SOUTHEASTERN		10:02	2-3	0-0	1-2	0-3-3	0	0	0	0	2	5
N 22 NICHOLLS		10:46	2-3	0-0	2-6	5-1-6	1	0	0	0	0	6
N 27 vs. UAB		9:15	2-3	0-0	0-0	3-2-5	1	0	2	0	0	4
N 28 vs. #25/24 N.C. State												
D 1 at SMU												
D 7 UAB		3:18	1-1	0-0	0-0	0-0-0	1	0	1	0	0	2
D 14 at Mississippi State												
D 18 SOUTH ALABAMA												
D 20 LOUISIANA												
J 1 ARKANSAS STATE												
J 3 TROY												
J 10 at App State												
J 14 at Texas State												
J 17 at Arkansas State												
J 22 MARSHALL												
J 24 COASTAL CAROLINA												
J 28 at Georgia Southern												
J 31 at Old Dominion												
F 4 JAMES MADISON												
F 7 at TBD												
F 12 ULM												
F 14 TEXAS STATE												
F 18 at Louisiana												
F 21 at Troy												
F 25 at South Alabama												
F 27 at ULM												
M 3-9 at Sun Belt Conference Tournament												

Season	GP-GS	MIN	AVG	FG-A	%	3P-A	%	FT-A	%	O	D	T	AVG	PF-FO	A	TO	B	S	PTS	AVG
2024-25	0-0	--	--	--	--	--	--	--	--	--	--	--	--	--	--	--	--	--	--	--
2025-26	8-0	66	8.3	14-21	.667	0-0	.000	7-14	.500	15	14	29	3.6	11-0	0	6	4	2	35	4.4
Total	8-0	66	8.3	14-21	.667	0-0	.000	7-14	.500	15	14	29	3.6	11-0	0	6	4	2	35	4.4

	0	Anaisha Carriere Sophomore Guard/Forward Gulfport, Miss. Mississippi State												Carriere's Notables: Sophomore transfer from Mississippi State . . . Played in 10 games for the Bulldogs last season . . . Prepped at Harrison Central HS . . . Clarion-Ledger Dandy Dozen selection as a senior . . . Top rated Mississippi prospect out of high school by 247 Sports and ESPNW HoopGurlz
GP-GS		PPG	RPG	A	TO	B	S	PF-FO	FG%	3P%	FT%	MPG		
2025-26		7-0	3.0	1.9	0	7	2	1	9-0	.529	.333	.400	8.0	
Sun Belt		--	--	--	--	--	--	--	--	--	--	--	--	
DI CAREER	17-0	1.7	0.9	0	8	2	1	10-0	.480	.250	.375	4.2		
	2	Ramiah "Moonie" Augurson Freshman Guard Monroe, La. Wossman HS												Augurson's Notables: Lone freshman on roster . . . Member of four consecutive LHSAA State Championship squads at Wossman HS . . . Combined 117-17 ledger . . . 31-0 in district . . . No. 1 recruit in Louisiana in 2025 . . . 2025 Division II Non-Select Championship MVP . . . 2025 Class 4A First Team Honors
GP-GS		PPG	RPG	A	TO	B	S	PF-FO	FG%	3P%	FT%	MPG		
2025-26		10-0	3.2	1.5	2	8	2	5	10-0	.364	.000	.615	9.9	
Sun Belt		--	--	--	--	--	--	--	--	--	--	--	--	
DI CAREER	10-0	3.2	1.5	2	8	2	5	10-0	.364	.000	.615	9.9		
	3	Jakayla Johnson Graduate Student Guard Clinton, Miss. ULM												Johnson's Notables: Preseason All-SBC First Team selection . . . All-SBC First Team in 2025, All-SBC Third Team in 2024 . . . 1,000-point scorer in two seasons at ULM . . . Made 17 starts at Auburn in 2022-23 . . . WBCA All-American as a freshman in 2021 at JCJC . . . Prepped at Clinton HS, earning All-MHSAA First Team
GP-GS		PPG	RPG	A	TO	B	S	PF-FO	FG%	3P%	FT%	MPG		
2025-26		10-10	10.0	4.6	18	29	0	14	19-0	.480	.444	.842	23.1	
Sun Belt		--	--	--	--	--	--	--	--	--	--	--	--	
DI CAREER	105-92	11.4	3.7	249	238	16	137	203-3	.420	.366	.836	26.1		
	6	Brikayla Gray Graduate Student Guard Hebron, Miss. ULM												Gray's Notables: Both a newcomer and returner . . . Back in the Black & Gold after one season at ULM . . . Played 76 games from 2020-24 with a medical redshirt in 2022-23, scoring 523 points . . . Played in all 30 games for ULM last year . . . Southern Miss' active leader in points scored . . . Prepped at West Jones HS
GP-GS		PPG	RPG	A	TO	B	S	PF-FO	FG%	3P%	FT%	MPG		
2025-26		10-0	3.8	3.9	12	7	5	10	9-0	.483	1.000	.563	18.2	
Sun Belt		--	--	--	--	--	--	--	--	--	--	--	--	
DI CAREER	116-56	6.1	4.6	118	125	27	103	149-1	.434	.297	.583	22.7		
	8	Meloney Thames Graduate Student Guard Philadelphia, Miss. ULM												Thames' Notables: Preseason All-SBC Third Team selection . . . Started in all 30 games for ULM last year . . . Did not play in her season at Mississippi State (23-24) . . . Two-time NJCAA Honorable Mention All-American at Jones County JC . . . Four-year starter at Choctaw Central HS, earning 2021 All-State honors
GP-GS		PPG	RPG	A	TO	B	S	PF-FO	FG%	3P%	FT%	MPG		
2025-26		10-10	12.7	3.4	28	8	3	12	12-0	.388	.333	.613	28.3	
Sun Belt		--	--	--	--	--	--	--	--	--	--	--	--	
DI CAREER	39-39	13.0	3.0	82	74	17	40	85-2	.350	.282	.705	30.8		
	10	Miriam Prince Junior Guard Philadelphia, Miss. ULM												Prince's Notables: Played in one game at ULM last season . . . MACCC Freshman of the Year in 2023-24 at East Central CC, also named to All-MACCC First Team . . . Averaged 16.3 per game for the Warriors . . . Prepped at Leake Academy, winning back-to-back state titles as a sophomore and junior starter
GP-GS		PPG	RPG	A	TO	B	S	PF-FO	FG%	3P%	FT%	MPG		
2025-26		3-0	2.0	0.3	1	3	0	0	2-0	.667	.667	--	6.7	
Sun Belt		--	--	--	--	--	--	--	--	--	--	--	--	
DI CAREER	4-0	1.5	0.5	2	3	0	1	2-0	.400	.400	--	7.4		
	12	Morgan Sieper Junior Guard Tampa, Fla. H.B. Plant HS												Sieper's Notables: Only returning starter from last season's team . . . Started in all 31 games, averaging 8.6 points per game . . . Finished second on squad with 56 three-point baskets . . . Four-year letterwinner at H.B. Plant HS before Southern Miss . . . Won 2021 Class 7A FHSSA State Championship as sophomore
GP-GS		PPG	RPG	A	TO	B	S	PF-FO	FG%	3P%	FT%	MPG		
2025-26		10-0	4.6	2.0	11	11	0	9	13-0	.333	.278	1.000	17.1	
Sun Belt		--	--	--	--	--	--	--	--	--	--	--	--	
DI CAREER	75-56	6.6	2.8	124	117	25	62	121-0	.340	.299	.813	27.1		
	20	Je'Mya Evans Senior Forward Gulfport, Miss. Mississippi Gulf Coast CC												Evans' Notables: One of two letterwinners and three returners from last season . . . Transferred to Southern Miss after two years at Mississippi Gulf Coast CC . . . 2024 All-NJCAA Region 23 and All-MACCC selection . . . Helped MGCCC to first region title since 1977 . . . Led Harrison Central HS to Final Four in 2022
GP-GS		PPG	RPG	A	TO	B	S	PF-FO	FG%	3P%	FT%	MPG		
2025-26		9-0	2.3	2.9	1	4	0	1	8-0	.533	--	.625	6.9	
Sun Belt		--	--	--	--	--	--	--	--	--	--	--	--	
DI CAREER	40-2	3.9	3.3	10	38	4	11	67-1	.451	--	.585	14.1		
	21	Carly Keats Senior Point Guard Philadelphia, Miss. Arkansas												Keats' Notables: Senior transfer from Arkansas . . . Played in 59 games with 31 starts in two seasons for the Razorbacks . . . First Team All-NJCAA Region 23 and MACCC at Jones County JC in 2022-23 . . . Prepped at Neshoba Central HS, finishing 33-0 as a senior en route to a Class 5A State Title and 5A MVP Award
GP-GS		PPG	RPG	A	TO	B	S	PF-FO	FG%	3P%	FT%	MPG		
2025-26		10-10	13.0	2.6	29	12	1	11	13-0	.405	.405	.769	28.9	
Sun Belt		--	--	--	--	--	--	--	--	--	--	--	--	
DI CAREER	69-41	7.5	1.6	65	67	8	26	45-0	.346	.304	.827	22.4		
	22	Sakyia White Graduate Student Forward Tuscaloosa, Ala. ULM												White's Notables: Capable of averaging a double-double . . . Finished with 9.7 PPG and 8.5 RPG at ULM last year in 30 starts . . . Played at Florida State (23-24) and was a two-time First Team NJCAA All-American in 2022 and 2023 . . . Began college career at North Alabama . . . 2021 ASUN Freshman of the Year
GP-GS		PPG	RPG	A	TO	B	S	PF-FO	FG%	3P%	FT%	MPG		
2025-26		10-10	11.7	7.0	6	18	4	13	28-1	.554	--	.893	22.3	
Sun Belt		--	--	--	--	--	--	--	--	--	--	--	--	
DI CAREER	97-59	7.8	6.9	46	122	58	88	207-2	.526	.125	.713	19.9		
	23	Hayleigh Breland Senior Guard Wiggins, Miss. Charlotte												Breland's Notables: Senior transfer from Charlotte (24-25) and Jackson State (22-24) . . . Led 49ers with 11.4 points per game last year in 32 games and 31 starts . . . Two years at JSU saw her play 54 games for the Lady Tigers . . . Finished her high school career at Harrison Central HS . . . 2021-22 Dandy Dozen selection
GP-GS		PPG	RPG	A	TO	B	S	PF-FO	FG%	3P%	FT%	MPG		
2025-26		10-10	10.7	3.7	29	13	1	12	19-0	.406	.382	.800	26.3	
Sun Belt		--	--	--	--	--	--	--	--	--	--	--	--	
DI CAREER	96-44	6.5	2.5	152	114	4	78	112-1	.348	.301	.706	17.8		
	32	Timya Thurman Junior Center Linden, Ala. Auburn												Thurman's Notables: Two-year letterwinner at Auburn . . . Played in 30 total games for the Tigers . . . Prepped at Linden HS, averaging 25 points and 20 boards as a senior . . . Three-time First Team All-ASWA, 2023 Mississippi-Alabama All-Star selection, 2023 AHSAA Class 1A Player of the Year
GP-GS		PPG	RPG	A	TO	B	S	PF-FO	FG%	3P%	FT%	MPG		
2025-26		7-0	2.9	1.7	0	3	4	0	8-0	.600	--	.500	7.9	
Sun Belt		--	--	--	--	--	--	--	--	--	--	--	--	
DI CAREER	37-0	1.2	0.8	4	9	12	3	21-0	.462	--	.615	4.8		
	35	Whitney Hart Redshirt Freshman Center Baton Rouge, La. Liberty Magnet HS												Hart's Notables: One of three returners from 2024-25 roster . . . Did not play last season due to ACL tear . . . Used medical redshirt in 2024-25 season . . . Louisiana's No. 4 recruit in 2024 . . . 2024 All-Baton Rouge Metro MVP . . . 2024 All-State and All-District . . . 2024 Louisiana Female Basketball Player of the Year
GP-GS		PPG	RPG	A	TO	B	S	PF-FO	FG%	3P%	FT%	MPG		
2025-26		8-0	4.4	3.6	0	6	4	2	11-0	.667	--	.500	8.3	
Sun Belt		--	--	--	--	--	--	--	--	--	--	--	--	
DI CAREER	8-0	4.4	3.6	0	6	4	2	11-0	.667	--	.500	8.3		