

MISSISSIPPI STATE

WOMEN'S BASKETBALL

86 ALL-SEC HONORS | 61 ALL-AMERICAN HONORS | 13 NCAA TOURNAMENT APPEARANCES | 4 SWEET SIXTEENS | 2 NCAA FINAL FOURS | 3 SEC CHAMPIONSHIPS

2025-26 SCHEDULE

RECORD	10-1
NON-CONFERENCE	10-1
SEC	0-0
HOME	8-0
AWAY	0-1
NEUTRAL	2-0

DATE	MSU	OPP	OPPONENT	TV	TIME/RESULT
NOVEMBER (7-1)					
N3	-	-	Davidson	SECN+	W, 66-57
N7	-	-	Georgia State	SECN+	W, 88-62
N9	-	-	MS Valley State	SECN+	W, 107-43
N13	-	-	Jackson State	SECN+	W, 82-55
N20	-	-	at Texas Tech	ESPN+	L, 62-69
N24	-	-	vs Alcorn State!	Flo Sports	W, 65-51
N25	-	-	vs Middle Tenn!	Flo Sports	W, 69-47
N30	-	-	ULM	SECN+	W, 66-54
DECEMBER (3-0)					
D4	-	-	Pitt^	SECN	W, 79-44
D7	-	-	Charlotte	SECN+	W, 89-59
D14	-	-	Southern Miss	SECN+	W, 87-64
D17	-	-	Alabama State	SECN+	6:30 p.m.
D20	-	-	at La Salle		12 p.m.
D28	-	-	Samford	SECN+	2 p.m.
JANUARY					
J1	-	-	Auburn*	SECN+	6:30 p.m.
J4	-	9	at Oklahoma*	SECN+	2 p.m.
J8	-	18	Tennessee*	SECN+	6:30 p.m.
J11	-	17	at Ole Miss*	SECN	5 p.m.
J15	-	14	Vanderbilt*	SECN	5:30 p.m.
J18	-	15	Kentucky*	SECN+	2 p.m.
J25	-	RV	at Alabama*	SECN+	2 p.m.
J29	-	18	at Tennessee*	SECN+	5:30 p.m.
FEBRUARY					
F1	-	-	Missouri*	SECN+	2 p.m.
F5	-	3	at South Carolina*	SECN	5:30 p.m.
F12	-	-	Georgia*	SECN+	6:30 p.m.
F16	-	-	at Arkansas*	SECN	6:30 p.m.
F19	-	-	Florida*	SECN+	6:30 p.m.
F22	-	2	at Texas*	SECN	1 p.m.
F26	-	-	at Texas A&M*	SECN+	7 p.m.
MARCH					
M1	-	5	LSU*	SECN	3 p.m.
M4-8			2025 SEC Tournament		Greenville, S.C.

All Times Central | Rankings listed reflect date of game

* - SEC game | ^ - ACC/SEC Challenge | ! - Emerald Coast Classic

All games on ESPN networks (ESPN, ESPN2, ESPNU, and SECN) are also available through the ESPN App or ESPN.com/watch.

SERIES HISTORY

OVERALL	7-0
STREAK	W7
IN STARKVILLE	7-0
LAST MEETING	W, 83-29, Starkville, Miss., 11/13/24
LAST 10 MEETINGS	7-0
UNDER PURCELL	2-0

6

Madison Francis has collected six or more blocks in three games this season, making her the only player in the country to have three or more 6+ block games.

GAME 12 | DEC. 17, 2025 | 6:30 P.M. CT | STARKVILLE, MISS. | HUMPHREY COLISEUM



VS



MISSISSIPPI STATE BULLDOGS (10-1, 0-0 SEC)

In The Polls - AP: N/A | USA Today Coaches' Poll: N/A
NET Ranking: 42
Last Game: W, vs Southern Miss, 87-64 (12/14/25)
Streak: W6
Head Coach: Sam Purcell
Record at MSU: 77-36 (Fourth Season)
Career Record: SAME

ALABAMA STATE HORNETS (3-6, 0-0 SWAC)

In The Polls - AP: N/A | USA Today Coaches' Poll: N/A
NET Ranking: 318
Last Game: W, vs South Carolina State, 59-53 (12/12/25)
Streak: W1
Head Coach: Johnetta Hayes
Record at ASU: 3-6 (First Season)
Career Record: 157-159 (12th Season)

TIPPING IT OFF

LAST TIME OUT

- The Bulldogs defeated in-state for 87-64 to extend their winning streak to six games.
- Favour Nwaedozi collected the first 20 point-20 rebound game this season in the SEC, as she finished with 21 points and 23 rebounds.
- This was just the third 20 point-20 rebound game across Division 1 Women's Basketball this season.
- Chandler Prater collected her second-consecutive double double, as she earned 18 points on 8-11 shooting along with 10 rebounds.
- Destiney McPhaul collected her seventh game in double figures this season when she picked up 14.
- Trayanna Crisp tied her season high of 12 points. She has now knocked down a three in ten consecutive games.

SCOUTING THE OPPONENT - ALABAMA STATE

- Alabama State enters the contest with a 3-6 record.
- The Hornets will be facing off with their fifth power four conference opponent of the season, four of which have been SEC teams.
- Charlese McClendon leads the Hornets with 7.9 points per game.

STATE IN NON-CONFERENCE PLAY

- The Bulldogs are 10-1 in non-conference play this season.
- Under head coach Sam Purcell, State is 47-6 in regular season non-conference play.

HOW TO FOLLOW THE DAWGS

WATCH: SECN+

PxP - Bart Gregory
Analyst - Brittany Lange

LISTEN: Hail State On-Demand

Online - HailState.com
Radio - Starkville - 96.1
PxP - Jason Crowder
Analyst - Amy Pryor

LIVE STATS: Stat Broadcast

Online - msu.statbroadcast.com

SOCIAL MEDIA

@HailStateWBK

- Inside Humphrey Coliseum, the Bulldogs are 29-1 in regular season non-conference play. The only loss came in Purcell's second season against Miami, where only seven players were available for the game.
- Against opponents in the SWAC, State is 13-0, including holding a 11-0 record at home under Purcell.

A HOUSE DIVIDED

- Wednesday's matchup will feature a unique matchup between a pair of spouses.
- Bulldog assistant Anita Howard will face off against her husband, Theo Howard, who is in his first season as an assistant at Alabama State.
- Theo previously served as Head Women's Basketball Coach at East Georgia State College, while Anita was head coach at Georgia Southern.

BLOCK U!

- The Bulldogs rank fourth in the SEC and 12th nationally with 6.2 blocks per game.
- Freshman Madison Francis leads the charge with 35 total blocks, and ranks first in the SEC and second nationally with 3.3 per game.
- Francis' seven blocks against Charlotte is the most of any SEC player this season and is the fourth-best block performance in program history.

PROBABLE STARTERS (BASED OFF LAST GAME)

#	NAME	POS.	HT.	CL.	HOMETOWN	GP-GS	MPG	PPG	RPG	APG	FG%	FT%	OTHER
2	Destiney McPhaul	G	5-9	R-Sr.	Philadelphia, Pa.	11-11	29.8	13.2	2.6	3.0	54.6	74.1	1.6 SPG
4	Trayanna Crisp	G	5-8	Sr.	Goodyear, Ariz.	11-11	26.5	8.1	2.1	2.6	43.3	81.3	42.9 3FG%
5	Chandler Prater	G/F	5-10	Gr.	Kansas City, Mo.	11-11	23.2	10.5	6.4	2.7	46.3	85.7	1.1 SPG
25	Favour Nwaedozi	F	6-3	Jr.	Delta, Nigeria	11-11	24.5	12.9	10.7	1.6	58.7	55.6	1.2 BPG
40	Madison Francis	F	6-2	Fr.	Lancaster, N.Y.	11-7	28.8	11.5	6.5	1.6	44.5	72.2	3.3 BPG

11

The Bulldog's roster are all from 11 different states/countries. Seven states, three countries and Washington D.C. are all represented. New York is the only duplicate.

30

The Bulldogs have shot 30+ Free Throws in two games this season. They last time they shot 30+ free throws before this season was in 2023.

NUMERICAL ROSTER

#	NAME	POS.	HT.	CL.	EXP.	HOMETOWN / HIGH SCHOOL / PREVIOUS SCHOOL
1	Saniyah King	G	5-7	So.	TR	Washington, D.C. / Bishop Ireton HS / Howard
2	Destiney McPhaul	G	5-9	R-Sr.	1L	Philadelphia, Pa. / West Catholic HS / Temple / Northwest Florida State College
4	Trayanna Crisp	G	5-8	Sr.	TR	Goodyear, Ariz. / Millenium HS / Arizona State / North Carolina
5	Chandler Prater	G/F	5-10	Gr.^	1L	Kansas City, Mo. / North Kansas City HS / Kansas / Oklahoma State
8	Awa Fane	G	5-8	Jr.	TR	Thies, Senegal / Life Preparatory Academy / Panola College
10	Jaylah Lampley	G	6-1	Fr.	HS	Fishers, Ind. / Lawrence Central HS
13	Rocío Jiménez	C	6-7	R-So.	2L	Elías Piña, Dominican Republic / Central Pointe Christian Academy
22	Nataliyah Gray	F	6-3	Fr.	HS	Houston, Texas / Alief Taylor HS
23	Faith Wylder	C	6-6	So.	TR	New York, N.Y. / Pontomac Homeschool Christian Academy / Stony Brook
25	Favour Nwaedozi	F	6-3	Jr.	TR	Delta, Nigeria / Hakuho Girls' HS (Japan) / Mukogawa Women's University (Japan)
33	Kharyssa Richardson	F	6-2	Sr.	TR	Douglasville, Ga. / New Manchester HS / Auburn / Ole Miss
40	Madison Francis	F	6-2	Fr.	HS	Lancaster, N.Y. / Lancaster Central HS

^ Exercising extra year of eligibility granted by NCAA for 2020-21 season due to Covid-19

ALPHABETICAL ROSTER

#	NAME	POS.	HT.	CL.	EXP.	HOMETOWN / HIGH SCHOOL / PREVIOUS SCHOOL
4	Trayanna Crisp	G	5-8	Sr.	TR	Goodyear, Ariz. / Millenium HS / Arizona State / North Carolina
8	Awa Fane	G	5-8	Jr.	TR	Thies, Senegal / Life Preparatory Academy / Panola College
40	Madison Francis	F	6-2	Fr.	HS	Lancaster, N.Y. / Lancaster Central HS
22	Nataliyah Gray	F	6-3	Fr.	HS	Houston, Texas / Alief Taylor HS
8	Awa Fane	G	5-8	Jr.	TR	Thies, Senegal / Life Preparatory Academy / Panola College
13	Rocío Jiménez	C	6-7	R-So.	2L	Elías Piña, Dominican Republic / Central Pointe Christian Academy
10	Jaylah Lampley	G	6-1	Fr.	HS	Fishers, Ind. / Lawrence Central HS
2	Destiney McPhaul	G	5-9	R-Sr.	1L	Philadelphia, Pa. / West Catholic HS / Temple / Northwest Florida State College
25	Favour Nwaedozi	F	6-3	Jr.	TR	Delta, Nigeria / Hakuho Girls' HS (Japan) / Mukogawa Women's University (Japan)
5	Chandler Prater	G/F	5-10	Gr.^	1L	Kansas City, Mo. / North Kansas City HS / Kansas / Oklahoma State
33	Kharyssa Richardson	F	6-2	Sr.	TR	Douglasville, Ga. / New Manchester HS / Auburn / Ole Miss
23	Faith Wylder	C	6-6	So.	TR	New York, N.Y. / Pontomac Homeschool Christian Academy / Stony Brook

^ Exercising extra year of eligibility granted by NCAA for 2020-21 season due to Covid-19

COACHING STAFF

Head Coach	Sam Purcell	Fourth Season / Same Overall	Auburn '03
Associate Head Coach / Offensive Coordinator	Fred Castro	Second Season	Oklahoma '04
Assistant Coach / Recruiting Coordinator	Anita Howard	Second Season	Armstrong State '03
Assistant Coach	Samantha Williams	Second Season	Auburn '96
Senior Director of Scouting and Analytics / Assistant Coach	Tony Dukes	Third Season	Clayton State '13

SUPPORT STAFF

Assistant A.D. / Women's Basketball Recruiting Operations	Jimmy Yu	Fourth Season	Louisville '16
Director of Women's Basketball Operations	Amy Pryor	First Season	Oklahoma Baptist '10
Strength and Conditioning	Kaiti Jones	Fourth Season	Central Michigan '12
Athletic Trainer	Taylor Pitts	Fourth Season	Aquinas College '18
Counseling and Sports Psychology	Allison Rogers	Third Season	William Carey '12
Sports Information Director	Will Simmons	Second Season	Mississippi State '24
Creative Content Coordinator	Noah Madison	Third Season	Mississippi State '23

PRONUNCIATION GUIDE

NAME	PRONUNCIATION
Trayanna Crisp	Tray-Ah-Nuh
Awa Fane	Ah – Wuh Fah – Nay
Rocío Jiménez	Row – See – Oh Him – Men – Ez
Saniyah King	Suh – Ni – Yuh
Destiney McPhaul	Mick – Fall
Favour Nwaedozi	Favor Way-Doe-Zee

SOCIAL MEDIA ROSTER

NAME	TWITTER	INSTAGRAM
Saniyah King		__saniyahk
Destiney McPhaul	DestineyMcphaul	d1_des
Trayanna Crisp		tray4c
Chandler Prater	Channy_Chan25	chan_cp5
Awa Fane		faneawa8
Jaylah Lampley	JaylahLampley	jaylah.lampley
Rocío Jiménez	mxrociojimenez	rocio_jimenez_
Nataliyah Gray	D1Tally	d1_tally2
Faith Wylder		misswnba
Favour Nwaedozi	phavy_lucky25	iamphavylucky
Kharyssa Richardson	Kharyssa33	kharyssa
Madison Francis	Madison28185042	mattie.__.06

QUICK FACTS

UNIVERSITY INFORMATION

Location	Starkville, Miss.
Enrollment	23,150
Founded	Feb. 28, 1878
Nickname	Bulldogs
School Colors	Maroon (PANTONE 4102c) and White
Conference	Southeastern
President	Dr. Mark Keenum
Director of Athletics	Zac Selmon

HISTORY

Season of Basketball (First Season)	52nd (1974-75)
All-Time Record	852-680 (52nd Season)
All-Time Conference Record	240-329 (43rd Season)
SEC Regular-Season Titles (Last)	2 (2019)
SEC Tournament Titles (Last)	1 (2019)
SEC Tournament Record	27-45
NCAA Tournament Appearances (Last)	13 (2025)
NCAA Tournament Record	25-13
NCAA Final Four Appearances (Last)	2 (2018)
NCAA Championship Appearances (Last)	2 (2018)

HUMPHREY COLISEUM

Year Opened	(1975) 51st Season
All-Time Record (Win %)	493-219 (69.2%)
Record Under Purcell (Win %)	45-11 (80.3%)

2024-25 REVIEW

Overall Record	22-12
SEC Record (Finish)	7-9 (10th)
Home Record	10-4
Road Record	6-7
Neutral Record	6-1

2024-25 TEAM INFORMATION

Returners/Lost	3 (2 active)/9
Starters Returning/Lost	1/5 (Min. 10 Starts)
Newcomers	9
Freshmen	3
Sophomores	2
Juniors	3
Seniors	3
Graduates	1

WEB/SOCIAL MEDIA

Website	HailState.com
X (Twitter)/Instagram	@HailStateWBK
Facebook	Facebook.com/HailStateWBK
Hashtag	#HailState

MEDIA INFORMATION

CREDENTIALS

Outlets interested in obtaining credentials to cover Mississippi State women's basketball home games must apply for credentials at <https://hailst.at/MBKWBKcredentials>.

WEEKLY PRESS CONFERENCES

Throughout non-conference play, Head Coach Sam Purcell will typically host weekly media press conferences in the Humphrey Coliseum Media Room. All press conferences will be uploaded to HailState.com and Mississippi State Athletics' YouTube. Contact Communications Director Will Simmons for more information.

COMMUNICATIONS CONTACT INFORMATION

WILL SIMMONS

Assistant Director/Communications (WBB/WG)

EMAIL: wsimmons@athletics.msstate.edu

CELL: (662) 297-6734

MATCHUP BREAKDOWN



MISSISSIPPI ST	CATEGORY	ALABAMA STATE
10-1	RECORD	3-6
W6	STREAK	W1
78.2	POINTS/GAME	54.7
55.0	OPP. POINTS/GAME	69.7
+23.2	POINT MARGIN	-15.0
46.9	FIELD-GOAL PERCENTAGE	35.6
34.6	OPP. FIELD-GOAL PERCENTAGE	37.4
35.5	THREE-POINT FIELD-GOAL PERCENTAGE	24.5
31.0	OPP. THREE-POINT FIELD-GOAL PERCENTAGE	31.3
6.0	THREE-POINT FIELD GOALS MADE/GAME	4.0
6.5	OPP. THREE-POINT FIELD GOALS MADE/GAME	6.3
70.3	FREE-THROW PERCENTAGE	56.7
14.2	FREE THROWS MADE/GAME	8.4
20.2	FREE THROWS ATTEMPTED/GAME	14.9
44.5	REBOUNDS/GAME	40.6
14.0	OFFENSIVE REBOUNDS/GAME	13.9
30.5	DEFENSIVE REBOUNDS/GAME	26.7
+12.7	REBOUND MARGIN	-1.7
15.2	ASSISTS/GAME	9.7
15.5	TURNOVERS/GAME	23.8
18.4	TURNOVERS FORCED/GAME	18.2
+2.9	TURNOVER MARGIN	-5.6
1.0	ASSIST-TURNOVER RATIO	0.4
8.3	STEALS/GAME	9.4
6.2	BLOCKS/GAME	4.2

MISSISSIPPI STATE-ALABAMA STATE TEAM LEADERS

	MISSISSIPPI STATE	ALABAMA STATE
POINTS	McPhaul (13.2)	McClendon (7.9)
REBOUNDS	Nwaedozi (10.7)	Peterson (6.3)
ASSISTS	McPhaul (3.0)	Smith (2.3)
BLOCKS	Francis (3.3)	McClendon (0.9)
STEALS	McPhaul (1.6)	Flowers (1.7)
MINUTES	McPhaul (29.5)	Smith (25.2)

HONORS AND AWARDS

#2 Destiney McPhaul

- 2025 Emerald Coast Classic Bay Bracket All-Tournament Team

#40 Madison Francis

- USBWA National Freshman of the Week - Dec. 2

- 2025 Emerald Coast Classic Bay Bracket MVP

- Francis has collected six or more blocks in three contests making her the only player in the country to have three or more 6+ block games.
- The rest of the Southeastern Conference has only had two games of 6+ blocks.
- Favour Nwaedozi ranks 12th in the SEC with 1.2 BPG.
- The single-season block total at Mississippi State is held by two Bulldogs - Martha Alwal (2013-14) and Chanel Mokango (2008-09). They both collected 97 blocks in a season. Alwal did so at 2.7 BPG, while Mokango did it at 2.9 BPG.
- Martha Alwal also holds the freshman record for the most blocks with 82, averaging 2.7 per game.

CRASH THE GLASS!

- A huge part of the good start for the Bulldogs have been their prowess on the glass.
- State has outrebounded their opponents in all 10 games this season.
- Mississippi State is outrebounding their opponents by 12.7 rebounds per game, a mark that is in the top 10 nationally.
- The Bulldogs bring in 30.5 defensive rebounds per game, a mark that ranks fourth in the SEC and 18th nationally.
- State has not been outrebounded on the defensive side of the ball all season.
- Mississippi State ranks 17th in the nation with 44.5 rebounds per game.
- The Bulldogs believe they can do better however, as a point of emphasis has been to be more physical on their boxouts.

CONTINUING HOT STARTS

- Mississippi State has outscored their opponents in the first quarter of every game this year.
- Coach Purcell has challenged his team to continue those strong starts and play a full four quarters.
- State has begun to trend that way. In their last five games spanning back to November 25, the Bulldogs have outscored their opponents in 16 of the last 20 quarters, including 10 of their last 12.

A PHYSICAL BRAND OF BASKETBALL

- Mississippi State is taking an inside-out mindset on the offensive side of the ball.
- The Bulldogs have won every game this season where they have scored more points in the paint than their opponent.
- Against Texas Tech, State's only loss, the Bulldogs were outscored by 12 points in the paint.
- As a result of attacking the basket, the Dawgs are shooting more free throws.
- The Bulldogs have shot 30+ free throws in two games this season. Prior to this season, State had not shot 30+ free throws since December 29, 2023.

- Mississippi State hit 25+ free throws for the first time since December 4, 2022 against Mississippi Valley State when they made 25.

HUMPHREY COLISEUM AND THE ELITE BULLDOG FANBASE

- Humphrey Coliseum has been home to crowds that have finished the season in the top-25 of average attendance for 10 consecutive seasons.
- Only 11 programs in the nation have been inside the top-25 of average attendance for the past 10 seasons. This total does not include the 2020-21 season, where attendance was restricted due to COVID-19.
- Under head coach Sam Purcell, the Bulldogs hold a .803 winning percentage at home. (45-11)
- State has won 10+ games at home every season under Purcell.
- The Bulldogs are 493-219 (.692) in Humphrey Coliseum all-time.

HUMPHREY COLISEUM AVERAGE ATTENDANCE

YEAR	AVG ATTENDANCE	NCAA RANK	SEC RANK
25-26	3,909	29	8
24-25	5,111	24	6
23-24	5,109	25	4
22-23	5,096	16	4
21-22	4,691	15	4
20-21	980 (COVID)	14	6
19-20	7,681	9	3
18-19	8,446	5	2
17-18	7,439	7	3
16-17	6,641	7	3
15-16	5,162	16	4

D.R.I.V.E - TEAM MANTRA

- In each season at the helm of the Bulldog women's program, Coach Sam Purcell has identified a mantra to guide the team into the season.
- This year the mantra is DRIVE, which also serves as an acronym. (Determination, Resilience, Impact, Virtuousness, Excellence)
- Coach Purcell is challenging his team to have a serious drive this season. He says playing in the SEC requires 100% effort, night in and night out.

NEW FACES DONNING THE MAROON AND WHITE

- Nine new faces will be wearing the Maroon and White for the first time during the 2025-26 season.
- Coach Purcell brought in the second-best high school recruiting class in program history when he signed the 10th-ranked class according to ESPN. This includes F **Madison Francis** (No. 38), F **Nataliyah Gray** (No. 93) and G **Jaylah Lampley** (No. 37).
- The trio follows behind the 2019 signing class, which finished ranked sixth.
- Six players entered the transfer portal and found their destination in Starkville: G **Trayanna Crisp**, G **Awa Fane**, G **Saniyah**



CATEGORY	NCAA	SEC	VALUE
Assist/Turnover Ratio	94	11	0.98
Assists Per Game	89	9	15.2
Bench Points Per Game	97	6	24.1
Blocks Per Game	12	4	6.2
Field Goal Percentage	31	7	46.9
Field Goal Percentage Defense	24	7	34.6
Fouls Per Game	61	5	15.0
Free Throw Attempts Per Game	70	9	20.18
Free Throw Percentage	166	13	70.3
Free Throws Made Per Game	70	10	14.18
Rebound Margin	10	3	12.7
Defensive Rebounds Per Game	18	4	30.5
Offensive Rebounds Per Game	74	10	14.0
Rebounds Per Game	17	5	44.45
Scoring Defense	34	8	55.0
Steals Per Game	197	13	8.3
Three Point Attempts Per Game	285	12	16.9
Three Point Percentage	50	7	35.5
Three Point Percentage Defense	224	12	31.0
Three Pointers Per Game	191	11	6.0
Turnover Margin	107	13	2.91
Turnovers Forced Per Game	138	11	18.36
Turnovers Per Game	119	12	15.5
Winning Percentage	17	8	90.9

CATEGORY	NAME	NCAA	SEC	VALUE
Ast/TO Ratio	Destiney McPhaul	102	16	1.94
Blocks	Madison Francis	1	1	36
	Favour Nwaedozi	118	14	13
Blocks Per Game	Madison Francis	2	1	3.27
	Favour Nwaedozi	152	12	1.18
Double-Doubles	Favour Nwaedozi	11	4	5
FG Percentage	Favour Nwaedozi	25	6	58.7
Field Goals	Favour Nwaedozi	115	18	61
FT Percentage	Chandler Prater	60	5	85.7
Rebounds	Favour Nwaedozi	9	3	118
Off Reb Per Game	Favour Nwaedozi	12	1	4.3
Rebounds Per Game	Favour Nwaedozi	19	4	10.7

King, F Favour Nwaedozi, F Kharyssa Richardson and F/C Faith Wylder.

The Bulldogs see two active returners in **Chandler Prater** and **Destiney McPhaul**. **Rocio Jiménez** rounds out the roster as the third returner but had not seen action due to injury.

NEW ROSTER, NO PROBLEM.

• This year's roster sees nine new faces and only three returners (two active), tying Mississippi State for the second-least returning experience in the SEC. and putting Coach Sam Purcell in a familiar situation.

• In the previous three seasons of his tenure, Coach Purcell was able to earn a bid to the NCAA Tournament in two of those seasons: his debut 2022-23 roster and last seasons 24-25 roster. Below is a list of the roster outlook of both of those teams:

'22-23 NCAA Tournament Team:

- Seven Newcomers (Five Transfers), Eight Returners (Six Active)

'24-25 NCAA Tournament Team

- 10 Newcomers (Seven Transfers), Four Returners (Three Active)

AN ELITE FRESHMAN CLASS

- Coach Sam Purcell and his staff brought in the second-highest ranking recruiting class in program history with the 10th ranked signing class.
- In that class are freshmen (No. 38) Madison Francis, (No. 93) Nataliyah Gray and (No. 37) Jaylah Lampley.
- The best MSU signing class is the sixth-ranked 2019 class, making the 2025 signing class only the second top-10 class in MSU history.

PURCELL'S CONTINUED SUCCESS

- In his first three seasons at the helm, Coach Sam Purcell has guided the Bulldogs to three 20+ win seasons, making him the first coach in program history to do such.
- Coach Purcell is one of three active SEC coaches who have won 20+ games in their first 3 seasons at their current SEC schools.

COACH	SCHOOL	S1	S2	S3
Kim Mulkey	LSU	26-6	34-2	31-6
Jennie Baranczyk	Oklahoma*	25-9	26-7	23-10
Sam Purcell	Mississippi State	22-11	23-12	22-12

*OU was a BIG 12 Member during this time.

- Coach Purcell has led the Bulldogs to the NCAA Tournament twice in three seasons. No other coach in program history had taken a State team to the NCAA Tournament in their first three seasons.
- Entering 2025-26, Coach Purcell has won 67 overall games and 24 SEC games. Both marks are program bests of any coach through their first three seasons.
- Sam Purcell is the only head coach in program history and one of six in SEC women's basketball since 2000 to record consecutive seasons with 20 or more wins in each of their first three seasons

as an SEC Head Coach. Other SEC women's basketball head coaches since 2000 to surpass the 20-win mark in each of their first three seasons were Pokey Chatman, Nikki Fargas, Kim Mulkey (LSU), Holly Warlick (Tennessee) and Melanie Balcomb (Vanderbilt).

COACH	SCHOOL	S1	S2	S3
Pokey Chatman	LSU	33-3	31-4	30-8
Kim Mulkey	LSU	26-6	34-2	31-6
Nikki Fargas	LSU	23-11	22-12	21-13
Holly Warlick	Tennessee	27-8	29-6	30-6
Melanie Balcomb	Vanderbilt	22-10	26-8	24-8
Sam Purcell	Mississippi State	22-11	23-12	22-11

• A fourth-consecutive 20+ win season would make Purcell one of four SEC coaches since 2000 to do such, joining Mulkey, Warlick and Balcomb.

PRATER SET TO ANCHOR THE SQUAD

- Chandler Prater returns for her second season in the Maroon and White, and her seventh season overall, making her one of the longest tenured players in all of college basketball.
- Prater was named a "Top Dawg" by Strength and Conditioning Coach Kaiti Jones for her work in the weight room and on the court.
- After rehabbing an achilles injury during the 2023-24 season, Prater's Mississippi State debut also served as a return to the floor.
- In her first action since November 22, 2023, Prater collected nine points and nine rebounds in her MSU debut against Memphis on November 7, 2024.
- Prater finished the season averaging 6.4 points per game, 4.2 rebounds
- Throughout the 2024-25 season, Prater began to take on a larger role. She became a regular starter after making her third start as a Bulldog against LSU on February 2, 2025 and remained in the starting lineup for the remainder of the regular season and the SEC Tournament.
- From that point, Prater increased her production in nearly every category. Below is a list of Prater's averages in the 22 games before making the start and her averages over the last 12 games of the season.

PRATER PRODUCTION BEFORE/AFTER FEB. 2, 2025								
MPG	PPG	FG%	3FG%	FT%	RPG	APG	SPG	BPG
19.1	5.4	39.4	35.9	81.8	4.0	1.3	0.6	0.3
↓	↓	↓	↑	↓	↓	↓	↓	=
29.0	8.2	46.3	26.3	95.0	4.8	1.9	1.3	0.3

- Prater finished in double-figures 13 times during the 2024-25 season, five of which came in the last 12 games.
- She proved to be a rebounding force for the Bulldogs, collecting 5+ rebounds 13 times during the season. She collected a season-high nine rebounds three times.

MCPHAUL READY TO PRODUCE

- Destiney McPhaul is entering her second season in the Maroon and White after coming to Starkville as the No. 1 Ranked JUCO Transfer in 2024.
- McPhaul averaged 8.1 points, 2.7 rebounds, 2.5 assists and 1.2 steals per game during the 2024-25 campaign.
- McPhaul's breakout moment as a Bulldog came in the SEC Tournament last season, where she collected a career-high 19 points against Missouri on 77.8 percent shooting from the field, including going 4-5 from distance.
- McPhaul's performance was apart of a 31-0 run for the Bulldogs, who eventually would take down Missouri 75-55 and advance to the second round of the SEC Tournament.
- Coach Sam Purcell has stated the opportunity that McPhaul has this season. With the departure of All-SEC Second Team Member Jerkaila Jordan, McPhaul will return to her natural position of shooting guard.
- McPhaul has stated in media availabilites that she was happy to do anything to help the team last season, including playing the point guard spot, but that she feels more comfortable at the two.

OPPORTUNITY.

- Coach Sam Purcell has repeated one word constantly when talking about the 2025-26 season. Opportunity.
- The Bulldogs have the opportunity to play against opponents in the strongest conference in the country - the SEC. In the preseason AP Poll, five of the top 10 teams are from the Southeastern Conference. Purcell believes the strength of the conference will make his team battle-tested to where they will be playing their best basketball come March.
- With only two active returners and one returning starter, many players get the opportunity to step up and provide an impact that they weren't given the chance to do at previous schools.

FRANCIS TURNING HEADS

- Forward Madison Francis is slated to make a big impact in her freshman season for the Bulldogs.
- Francis earned Tamika Catchings USBWA Freshman of the Week Honors after averaging 12.5 points, 9.5 rebounds and 4.5 blocks against Middle Tennessee (Nov. 25) and ULM (Nov. 30)
- Francis was selected to attend SEC Media Days alongside Graduate Chandler Prater and Senior Kharyssa Richardson, an event that freshmen rarely attend.
- Francis says her selection to attend the event reinforces the trust that Coach Sam Purcell has given her early in her Bulldog career.
- Francis went viral before stepping foot in Starkville, as she threw down dunks in games during her high school career at Lancaster High. During her career, Francis did a bit of everything. In just her senior season, she averaged 32 points, 14.8 rebounds, 5.1 steals, 4.5 blocks and 3.9 assists per game.

- The forward from Lancaster, N.Y., also has gained experience that not many high school recruits get. She played with the 2024 USA Women's U18 National Team and won gold at the FIBA U18 AmeriCup.
- Franics was also selected to play in the 2025 USA Women's Nike Hoop Summit, an honor only 12 high school players across the nation received.

LAMPLEY DISPLAYS ELITE BALL KNOWLEDGE

- Coach Sam Purcell has raved about Lampley's basketball IQ and knowing when to make the right plays.
- He credits it to her upbringing, as her mother is a high school basketball coach, and coached Jaylah during her time in high school.

FROM NIGERIA, TO JAPAN AND NOW STARKVILLE

- Junior forward Favour Nwaedozi is arguably one of the more interesting transfer stories across the nation.
- Originally from Delta, Nigeria, Nwaedozi moved to Japan. She attenended Hakuho Girls' High School in Yokohama, Japan. From there, she began her collegiate career at Mukogawa Women's University in Nishinomiya, a six hour drive from Yokohama.
- In MUW's spring season, Nwaedozi averaged 26 points and 17 rebounds per game.
- Coach Sam Purcell credits his staff and connections they have made to finding Nwaedozi. When watching film, all it took for the Bulldogs to be interested in Nwaedozi was watching the way she ran the floor, Coach Purcell said in a media session.
- Nwaedozi signed to the Bulldogs and moved to Starkville, where she experienced a 14 hour time change.
- Now in the Maroon and White, Nwaedozi is slated to make an instant impact for the Bulldogs.

STRONG SCHEDULE AHEAD FOR THE BULLDOGS

- The schedule for this year's Bulldog squad proves to be one of the toughest in the league, as State is scheduled to face eight teams ranked inside the top 25 of the preseason AP poll.
- Five of those eight matchups against preseason top 25 teams take place away from Humphrey Coliseum

PORTAL PROWESS

- Once again, Coach Sam Purcell and his staff took advantage of the transfer portal, bringing in six new faces from many different levels of the game.
- Four players made the jump to Mississippi State from the Division 1 ranks - Trayanna Crisp (North Carolina), Saniyah King (Howard), Kharyssa Richardson (Ole Miss) and Faith Wylder (Stony Brook).
- Coach Purcell brought in a NJCAA All-American for the second straight season when Awa Fane (Panola College) committed to the Bulldogs.

OPPONENT RANKING SUMMARY (AS OF DEC. 15)



CATEGORY	NCAA	SWAC	VALUE
Assist/Turnover Ratio	355	9	0.41
Assists Per Game	336	7	9.7
Bench Points Per Game	139	9	21.9
Blocks Per Game	69	1	4.2
Field Goal Percentage	321	7	35.6
Field Goal Percentage Defense	99	1	37.4
Fouls Per Game	349	9	22.2
Free Throw Attempts Per Game	279	11	14.89
Free Throw Percentage	356	10	56.7
Free Throws Made Per Game	338	11	8.44
Rebound Margin	243	4	-1.7
Defensive Rebounds Per Game	111	2	26.7
Offensive Rebounds Per Game	80	3	13.9
Rebounds Per Game	74	2	40.56
Scoring Defense	285	3	69.7
Steals Per Game	116	4	9.4
Three Point Attempts Per Game	298	7	16.3
Three Point Percentage	333	8	24.5
Three Point Percentage Defense	238	7	31.3
Three Pointers Per Game	335	8	4.0
Turnover Margin	343	10	-5.56
Turnovers Forced Per Game	145	6	18.22
Turnovers Per Game	355	12	23.8
Winning Percentage	272	5	33.3

CATEGORY	NAME	NCAA	SWAC	VALUE
Blocks Per Game	Takaya Walters-Norman	210	3	1.00

MISSISSIPPI STATE WOMEN'S BASKETBALL

- The most interesting transfer story for the Bulldogs is Favour Nwaedozi, who transferred to Starkville after playing two seasons at Mukogawa Women's University in Nishinomiya, Hyōgo, Japan.

RICHARDSON & CRISP MAKING MSU HOME SENIOR YEAR

- Forward Kharyssa Richardson and Guard Trayanna Crisp have taken similar but different paths to Starkville, but are both set to make a impact for the Bulldogs this year.
- The duo are both on their third school. Richardson is no stranger to the Bulldogs, as she has played in the Southeastern Conference for all three of her prior seasons.
- Richardson played her freshman season at Auburn and made the 94 mile drive to Starkville from Oxford after spending the last two seasons at Ole Miss.
- Crisp stayed in her home state of Arizona for her freshman and sophomore seasons, playing for Arizona State. Last season, she played at North Carolina.
- Coach Sam Purcell has talked about the duo in media sessions and has reminded the success that these two in the past.
- As a freshman at Auburn, Richardson started in 27 of 28 games played. She averaged 7.2 points and 4.7 rebounds per game.
- Crisp started in 35 games during her two seasons at Arizona State, including 28 of 31 games played her sophomore season. Most notably, she averaged 12.1 points, 2.9 rebounds and 2.3 assists her sophomore year.
- Since the duo both transferred to Starkville, Coach Purcell has talked about getting them both back to playing back to those numbers.

JUCO => BULLDOG CONNECTIONS

- In each season of making the NCAA Tournament, Coach Purcell and his staff have had a NJCAA All-American join the squad. He grabbed his third NJCAA All-American Transfer in the form of Awa Fane.
- Below is a list of the NJCAA All-Americans that Purcell has added and their contributions to their NCAA Tournament Teams.

Ahlana Smith (2020 NJCAA First Team All-American)

'21-22 Season - 32 GP/GS - 9.3 ppg, 2.5 apg, 1.0 spg, 40.0 3FG%

Destiney McPhaul (2024 NJCAA First Team All-American)

'24-25 Season - 31GP/1GS - 8.1 ppg, 2.5 apg, 1.2 spg, 46.7 FG%

Awa Fane (2025 NJCAA First Team All-American)

KING AT THE POINT

- Saniyah King will facilitate the Bulldog offense at the point this season.
- In her freshman season at Howard University, King started in 31 of 32 games and averaged 11.5 points, 4.5 assists and 3.1 rebounds per game.
- King scored in double figures 20 times, including a season-high 25. She dished out 5+ assists 17 times last season.
- King totaled 145 assists throughout the season, which were

the secnd-most assists in the nation by any freshman during the 2024-25 season.

- King earned MEAC Rookie of the Year honors and was named Rookie of the Week 11 times during the 2024-25 season.

1-800 CALL SAM

- When Madison Francis was nearing the end of her recruiting process, she made a final visit in Starkville. She left that visit saying she needed to pray about the decision.
- Francis had a few visits remaining on her schedule. When at a visit, she found the sign she was looking for.
- When traveling, she continued seeing one billboard repeatedly: an advertisement that featured the phone number "1-800-Call-Sam".
- Francis took the advertisments as her sign that Mississippi State was the place for her. Coach Sam Purcell recalls the phone call he received from Francis as her saying those billboards were the signs she prayed for that Mississippi State was indeed the right place for her.

"TOP DAWGS" - EXCELLING IN THE WEIGHT ROOM

- Mississippi State's athleticism is both natural and built by hours in the weight room and conditioning sessions under the guidance and leadership of Strength and Conditioning Coach Kaiti Jones. A few key measurements from the team are listed below.

WINGSPAN

Rocio Jiménez: 6' 11.5"
Faith Wylder: 6' 9.5"
Favour Nwaedozi: 6' 8.5"
Kharyssa Richardson: 6' 5.5"
Madison Francis: 6' 5"

STANDING REACH

Rocio Jiménez: 8' 8"
Faith Wylder: 8' 7.5"
Favour Nwaedozi: 8' 6"
Madison Francis: 8' 3.5"

APPROACH HEIGHT (RUNNING VERTICAL HEIGHT)

Madison Francis: 10' 6"
Favour Nwaedozi: 10' 6"
Kharyssa Richardson: 10' 1"

APPROACH JUMP (RUNNING VERTICAL JUMP)

- Chandler Prater: 27.5"
- Graduate Chandler Prater and Freshman Madison Francis were named this season's "Top Dawg" award winners. The "Top Dawg" is an award that reflects overall physical competency and athleticism metrics, athletes awarded this honor are scored on a scale of 0-10, with 10 representing of the most elite level women's basketball players to date. The metrics taken into consideration are power, speed, strength, aerobic capacity and anaerobic power. Only the top two student-athletes are crowned "Top Dawgs" each offseason, owning that title until testing resumes the following year.
 - This is the first Top Dawg award for the duo.

DAWGS IN THE CLASSROOM

- Below is a list of the majors of the 2025-26 Bulldogs
- Trayanna Crisp** - Interdisciplinary Studies
Awa Fane - Kinesiology (Physical Education and Coaching)
Madison Francis - Undeclared
Nataliyah Gray - Business Adminstration
Rocio Jimenez - Kinesiology (Clinical and Exercise Physiology)
Saniyah King - Business Administration
Jaylah Lampley - Biological Sciences (Pre Medicine)
Destiney McPhaul - Interdisciplinary Studies
Favour Nwaedozi - Interdisciplinary Studies
Chandler Prater - Master of Applied Sciences in Organizational Leadership (Sport Leadership)
Kharyssa Richardson - Interdisciplinary Studies
Faith Wylder - Kinesiology (Clinical and Exercise Physiology)

HEAD COACH SAM PURCELL



Sam Purcell was named the ninth head coach in Mississippi State women's basketball history on Saturday, March 12, 2022. The 2025-26 season will be his fourth year as a head coach and his fourth leading the women's basketball program at Mississippi State.

THE 2024-25 SEASON SAW PURCELL LEAD MISSISSIPPI STATE BACK TO THE NCAA TOURNAMENT FOR THE SECOND TIME IN HIS THREE SEASONS AT THE HELM. The Bulldogs concluded the season with a 22-12 record, the third straight season they have finished with 20+ wins.

Purcell continued an excellent start to his young career as a head coach. **WITH ONLY THREE RETURNING PLAYERS FROM THE 2023-24 ROSTER, HE BECAME THE ONLY COACH IN PROGRAM HISTORY TO GUIDE HIS FIRST THREE TEAMS TO 20 OR MORE WINS. PURCELL HAS TOTALED THE MOST WINS (67), SEC WINS (24) AND MOST NCAA TOURNAMENT WINS (3) OF ANY COACH THROUGH THEIR FIRST THREE SEASONS IN PROGRAM HISTORY.**

Purcell guided Jerkaila Jordan to the tops of the Mississippi State record book during their time together. She concluded her career in the Maroon and White second in program history with 273 steals and fifth with 1,899 points. She brought home her second straight All-SEC Second Team Honor for her performance on the 2024-25 campaign.

After signing what was the second-best recruiting class in program history in his inaugural season, Purcell bested it in year three. The 2025 high school signing class ranked 10th among the nation and included two ESPNW top 50 recruits and one top 100 recruit.

With a win against Mercer on Nov. 20, 2024, Purcell became the fastest head coach to reach 50 wins at Mississippi State, achieving the mark in 73 games, which is eight faster than the next.

In 2023-24, Purcell led Mississippi State to a 23-12 record, 8-8 SEC, and became the only head coach in program history and one of six in the SEC women's basketball since 2000 to surpass the 20-win mark in each of their first two seasons. Purcell totaled the most wins (45), most SEC wins (17) and most NCAA Tournament wins (2) of any head coach through their first two seasons in program history.

Purcell **COACHED A PAIR OF BULLDOGS TO ALL-CONFERENCE HONORS DURING THE 2023-24 SEASON.** He led graduate student Jessika Carter to 2024 All-SEC Second Team and 2024 WBCA Honorable All-American accolades. Carter was selected with the 23rd overall pick in the Second Round of the 2024 WNBA Draft by the New York Liberty and was the ninth overall player to be drafted to the WNBA and the first under Purcell at Mississippi State. She was the first player from Mississippi State to be drafted since both Teaira McCowan and Anriel Howard were selected in 2019.

Purcell also led guard Jerkaila Jordan to 2024 All-SEC Second Team honors. Jordan set career-highs in points, rebounds, assists, steals, blocks and minutes totals in 2023-24 were all career-highs and was the only player in the SEC to average at least 15.0 points, 5.0 rebounds, 2.0 assists and 2.0 steals per game in 2023-24.

With a win over No. 9/9 LSU on Jan. 29, 2024, Purcell earned his first win over a top-25 and top-10 opponent as a head coach. It was Mississippi State's first top-10 win since a win at No. 10 Texas on Dec. 2, 2018. It was also the first sellout crowd of his tenure with 9,121 fans inside Humphrey Coliseum.

Mississippi State opened its second season under Purcell in 2023-24 ranked in the Associated Press Preseason Top-25 poll at No. 25, the program's first time listed in the preseason poll since 2020-21. The preseason spot also marked a return to the AP Top-25 poll after a 44-week absence. Mississippi State earned its highest rankings of the season when it was ranked No. 21 in both the week four editions of the AP Poll on Nov. 21 and the USA Today Coaches Poll on Nov. 22. The No. 21 ranking in the AP Poll tied the program's best in the poll since Jan. 25, 2021, while it tied the program's best ranking in the USA Today Coaches Poll since Jan. 26, 2021.

Under Purcell, Assistant Coaches Michelle Clark-Heard and Corry Irvin went on to earn head coaching positions at Mercer and Chicago State, respectively, while Graduate Assistant Luke Carns went on to be named Director of Player Personnel at Texas State following the 2023-24 season. It marked the latest staff under Purcell to advance their career after Assistant A.D. of Women's Basketball Joi Williams was named Men's Basketball Chief of Staff at South Florida and Graduate Assistant Kelby Jones earned an Assistant Coach position at Oklahoma State, each following the 2022-23 season.

Purcell's first season as a head coach was a season of 'firsts' for the up-and-coming coaching star. A handful of those 'firsts' included his first game as a head coach, his first win, and his first NCAA Tournament appearance. But it also came with firsts for the Mississippi State women's basketball program that saw **PURCELL BECOME THE WINNINGEST FIRST-YEAR HEAD COACH IN PROGRAM HISTORY.**

In his first season sitting in the head chair, **PURCELL BECAME THE WINNINGEST HEAD COACH AT MISSISSIPPI STATE IN THEIR DEBUT SEASON WITH 22 WINS WHILE ALSO BECOMING THE FIRST TO HAVE A WINNING RECORD IN THE SEC AFTER GOING 9-7 AND FINISHING FIFTH IN THE TOUGHEST CONFERENCE IN THE COUNTRY.** Most impressive, though, is that he guided the Bulldogs to the NCAA Tournament following a three-year hiatus.

In leading the team to the Big Dance in his first season, Purcell set the standard at Mississippi State, as no coach in program history had made the NCAA Tournament before their third season leading the program. On top of that, **PURCELL BECAME THE FASTEST COACH AT MISSISSIPPI STATE TO WIN A PAIR OF NCAA TOURNAMENT GAMES.** In winning two tournament games, **MISSISSIPPI STATE BECAME THE FIRST TEAM IN NCAA WOMEN'S BASKETBALL HISTORY TO ADVANCE TO THE TOURNAMENT'S SECOND ROUND AFTER STARTING IN THE FIRST FOUR ROUND.**

Purcell helped guide a pair of Bulldogs to All-Conference honors during the 2022-23 season. He coached Jessika Carter to Second Team All-SEC honors and a place on the SEC All-Defensive Team. Carter had a career season under Purcell, setting career bests in points scored (458), blocked shots (65) and assists (42). He also led Debreasha Powe to the SEC All-Freshmen team after a promising rookie campaign for the Mississippi native.

Before he arrived in Starkville, Purcell spent nine seasons at Louisville under the direction of future hall of famer Jeff Walz. While on the staff at Louisville, Purcell helped guide the Cardinals to a 266-48 overall record with eight NCAA Tournament appearances, seven Sweet 16s, five Elite Eights and two Final Fours. He also helped lead Louisville to four ACC Regular Season Championships and the 2018 ACC Tournament title, their first tournament crown since 1993.

Promoted to associate coach in 2017-18, Purcell played a critical role in guiding Louisville to a program-best 36-3 overall record that included an ACC Regular Season and Tournament Championship. The Cardinals opened the year going 20-0, marking the best start in program history. They then earned a No. 2 ranking in the Associated Press Top-25 Poll and defeated opponents by an average of 27.5 points per game. During the 2020-21 season, Purcell helped the

Cardinals to a 16-0 start and the first-ever No. 1 ranking in the USA Today Top 25 Coaches Poll in program history.

Purcell helped the Louisville offense consistently rank among the nation’s best. In every season but one at Louisville, the offense ranked inside the top 40 in points per game while averaging more than 72.2 points per game during that time. The impressive scoring margins that Louisville won games by – more than a +16.0-scoring margin in each of his last five seasons there.

Purcell led the recruiting efforts at Louisville and he has landed the nation’s top recruit on two separate occasions with two different programs. Purcell inked top-rated prospect Kaela Davis in 2013 at Georgia Tech and Asia Durr at Louisville in 2015.

All nine signing classes that Purcell helped recruit were ranked in the top 15 by ESPN. Of those nine classes, four were ranked inside the top 10, highlighted by the No. 1 class in 2015, the No. 4 class in 2017, the No. 6 class in 2016 and the No. 8 class in 2014. Even more impressive, of the 15 McDonald’s All-Americans in Louisville’s history, 13 were recruited by Purcell.

Before his time at Louisville, Purcell had stops at Georgia Tech, Tulsa and Auburn. Purcell has learned from some of the best minds in college basketball, including Jeff Walz, Nell Fortner (former Auburn and current Georgia Tech head coach and the head coach of the 1996 Olympic Team) and Joe Ciampi (25-year head coach at Auburn, 2005 Hall of Fame inductee and Purcell’s father-in-law).

THE PURCELL FILE

BIOGRAPHY INFORMATION

Birthday: Oct. 5, 1979
Hometown: Dalton, Ga.
Wife: Meghan
Children: Reese, Rylee and Reagan
Education: Auburn, 2003

COACHING CAREER

YEAR	SCHOOL	POSITION
2022-	Mississippi State	Head Coach
2017-22	Louisville	Associate Coach
2013-17	Louisville	Assistant Coach
2009-13	Georgia Tech	Assistant Coach
2005-07	Tulsa	Assistant Coach
2003-05	Auburn	Video Coordinator

PURCELL WIN-LOSS BREAKDOWN

OVERALL 77-36 (.681)
HOME 45-11
AWAY 16-20
NEUTRAL 16-5
NON-CONFERENCE 47-6 (REGULAR SEASON)
HOME 29-1
AWAY 6-4
NEUTRAL 12-1
SEC 24-24 (1-3 IN SECT)
HOME 14-10
AWAY 10-14
POSTSEASON 5-3
NCAA 3-2
WBIT 2-1

MSU HEAD COACH TOTAL WINS IN FIRST FOUR SEASONS

COACH	YEARS	S1	S2	S3	S4	TOTAL
Sam Purcell	2022-	22-11	23-12	22-12	9-1	76-36
Vic Schaefer	2012-16	13-17	22-14	27-7	28-8	90-46
Peggy Collins	1977-1980	14-17	16-14	12-18	17-12	59-61

MSU HEAD COACH SEC WINS IN FIRST FOUR SEASONS

COACH	YEARS	S1	S2	S3	S4	TOTAL
Sam Purcell	2022-	9-7	8-8	7-9		24-24
Vic Schaefer	2012-16	5-11	5-11	11-5	11-5	32-32
Sharon Fanning	1995-98	4-7	1-11	4-10	7-7	16-35

PURCELL COACHING TREE

COACH	YEARS	POSITION AT MSU	CURRENT POSITION
Michelle Clark-Heard	2023-24	Associate Head Coach	Head Coach (Mercer)
Corry Irvin	2022-24	Assistant Coach	Head Coach (Chicago State)
Kelby Jones	2022-23	Director of Scouting/Analytics	Assistant Coach (Oklahoma St.)
Luke Carns	2022-24	Graduate Assistant	Assistant Coach (Mercer)

PURCELL CAREER RECORD BREAKDOWN

	SCHOOL	OVERALL	HOME	ROAD	NEUTRAL	NET	SEC	FINISH	SEC TOURNAMENT	POSTSEASON
2022-23	Mississippi State	22-11	14-2	3-7	5-2	39	9-7	T-5th	0-1, Second Round	2-1, NCAA Second Round
2023-24	Mississippi State	23-12	13-5	7-6	3-1	43	8-8	T-7th	0-1, Second Round	2-1, WBIT Quarterfinals
2024-25	Mississippi State	22-12	10-4	6-6	6-2	33	7-9	10th	1-1, Second Round	1-1, NCAA Second Round
2025-26	Mississippi State	10-1	7-0	0-1	2-0					
TOTALS	FOUR SEASONS	77-36 (.681)	45-11	16-20	16-5		24-24		1-3	5-3 (2-1 NCAA, 2-1 WBIT)

17

11

7

WNBA DRAFT PICKS COACHED				
SCHOOL	PLAYER	RD	PICK	TEAM
2024 Mississippi State (HC)	Jessika Carter	2	22	New York Liberty
2022 Louisville (AC)	Emily Engstler	1	4	Indiana Fever
2022 Louisville (AC)	Kianna Smith	2	16	Los Angeles Sparks
2021 Louisville (AC)	Dana Evans	2	13	Dallas Wings
2020 Louisville (AC)	Jasmine Jones	1	2	New York Liberty
2020 Louisville (AC)	Kylee Shook	2	13	New York Liberty
2019 Louisville (AC)	Asia Durr	1	2	New York Liberty
2019 Louisville (AC)	Sam Fuehring	3	34	Washington Mystics
2019 Louisville (AC)	Arica Carter	3	34	Phoenix Mercury
2018 Louisville (AC)	Myisha Hines-Allen	2	19	Washington Mystics
2014 Louisville (AC)	Shoni Schimmel	1	8	Atlanta Dream
2014 Louisville (AC)	Antonita Slaughter	3	35	Los Angeles Sparks
2014 Louisville (AC)	Asia Taylor	3	36	Minnesota Lynx
2012 Georgia Tech (AC)	Sasha Goodlett	1	11	Indiana Fever
2011 Georgia Tech (AC)	Alex Montgomery	1	10	New York Liberty
2010 Georgia Tech (AC)	Brigitte Ardossi	2	21	Atlanta Dream
2008 Georgia Tech (AC)	Chioma Nnamaka	2	21	San Antonio Stars

ALL-AMERICANS COACHED		
SCHOOL	PLAYER	YEAR
Mississippi State (HC)	Jessika Carter	2024
Louisville (AC)	Dana Evans	2021, 20
Louisville (AC)	Jasmine Jones	2020
Louisville (AC)	Asia Durr	2019, 18, 17
Louisville (AC)	Myisha Hines-Allen	2018, 17, 16
Louisville (AC)	Mariya Moore	2016
Louisville (AC)	Shoni Schimmel	2014
Louisville (AC)	Sara Hammond	2014
Georgia Tech (AC)	Tyaunna Marshall	2013
Georgia Tech (AC)	Alex Montgomery	2011
Tulsa (AC)	Jill Robbins	2007, 06

ESPN TOP-100 SIGNEES AT MISSISSIPPI STATE			
PLAYER (STATE)	RANK	LISTED POSITION	YEAR
Jaylah Lampley (IN)	38	Guard *	2025
Madison Francis (NY)	39	Forward*	2025
Natayliah Gray (TX)	95	Forward*	2025
Tahj-Monet Bloom (FL)	43	Forward	2024
Quanirah Montague (NJ)	48	Post	2023
Jasmine Brown-Hagger (IL)	54	Guard	2023
Mjracle Sheppard (FL)	86	Guard	2023

2

ESPN TOP-25 SIGNING CLASSES

YEAR	PLAYERS	RANKING
2025 Recruiting Class	Lampley, Francis, Gray	10*
2023 Recruiting Class	Brown-Hagger, Montague, Sheppard	23

* - Second-best in program history (2019 - 6th ranked class)

WIN-LOSS RECORD UNDER PURCELL

PURCELL RECORD AGAINST ALL OPPONENTS

OPPONENT (CONFERENCE)	HOME	AWAY	NEUTRAL	TOTAL
Alabama (SEC)	1-1	0-1		1-2
Alabama State (SWAC)	2-0			2-0
Alcorn State (SWAC)	2-0		1-0	3-0
Arkansas (SWAC)	2-0	1-0		3-0
Arkansas-Pine Bluff (SWAC)			1-0	1-0
Auburn (SEC)	2-0	1-1		3-1
Belmont (MVC)		1-0	1-0	2-0
California (ACC)			1-0	1-0
Charlotte (AAC)	1-0			1-0
Chattanooga (SOCON)	1-0	0-1		1-1
Chicago State (NEC)		1-0		1-0
Clemson (ACC)			1-0	1-0
Colorado State (MWC)	1-0	1-0		2-0
Creighton (BIG EAST)			1-0	1-0
Davidson (A10)	1-0			1-0
Florida (SEC)	0-1	2-1		2-2
Florida A&M (SWAC)	1-0			1-0
Georgetown (BIG EAST)			1-0	1-0
Georgia (SEC)	1-0	1-1		2-1
Georgia State (SBC)	1-0			1-0
Georgia Tech (ACC)	1-0	0-1		1-1
Grambling (SWAC)	1-0			1-0
Illinois (BIG TEN)			1-0	1-0
Jackson State (SWAC)	2-0			2-0
Jacksonville (ASUN)			1-0	1-0
Jacksonville State (CUSA)	1-0			1-0
Kennesaw State (CUSA)	1-0			1-0
Kentucky (SEC)	1-1	1-1		2-2
LSU (SEC)	1-0	0-2		1-2
Maryland Eastern Shore (MEAC)		1-0		1-0
Mercer (SOCON)	1-0			1-0
Memphis (AAC)	1-0	1-0		2-0
Miami (Fla.) (ACC)	0-1			0-1
Middle Tennessee (CUSA)			1-0	1-0
Mississippi Valley State (SWAC)	3-0			3-0
Missouri (SEC)	1-0	0-2	1-0	2-2
Nebraska (BIG TEN)			0-1	0-1
New Mexico (MWC)				1-0
New Orleans (SLC)	1-0			1-0
North Alabama (ASUN)	1-0			1-0
Notre Dame (ACC)			0-1	0-1
Oklahoma (SEC)	1-0			1-0
Old Dominion (SBC)			1-0	1-0
Ole Miss (SEC)	1-2	0-2	0-1	1-5
Penn State (BIG TEN)		0-1		0-1
Pitt (ACC)	1-0			1-0
South Carolina (SEC)	0-2	0-1		0-3
South Carolina State (MEAC)	1-0			1-0
South Dakota State (SUMMIT)		0-1		0-1
South Florida (AAC)			1-0	1-0
Southeastern La. (SLC)	1-0			1-0
Southern California (BIG TEN)			0-1	0-1
Southern Miss (SBC)	1-0			1-0
TCU (BIG 12)	1-0			1-0
Tennessee (SEC)	1-1	0-2		1-3
Texas (SEC)	0-1			0-1
Texas A&M (SEC)	2-0	2-0	0-2	4-2
Texas A&M-Commerce (SLC)	1-0			1-0
Texas Tech (BIG 12)		0-1		0-1
Tulsa (AAC)			1-0	1-0
UL Monroe (SBC)	2-0	1-0		3-0
Utah (BIG 12)			1-0	1-0
Vanderbilt (SEC)	0-1	2-0		2-1

PURCELL RECORD AGAINST EACH CONFERENCE

CONFERENCE	HOME	AWAY	NEUTRAL	TOTAL
Atlantic 10 (A10)	1-0	-	-	1-0
American Athletic (AAC)	2-0	1-0	2-0	5-0
Atlantic Coast (ACC)	2-1	0-1	2-1	4-3
Atlantic Sun (ASUN)	1-0	-	1-0	2-0
Big 12	1-0	0-1	1-0	2-1
Big East	-	-	2-0	2-0
Big Ten	-	0-2	1-1	1-3
Conference USA (CUSA)	2-0	-	1-0	3-0
Mid-Eastern Athletic (MEAC)	1-0	1-0	-	2-0
Missouri Valley (MVC)	-	1-0	1-0	2-0
Mountain West (MWC)	2-0	1-0	-	3-0
Northeast (NEC)	-	1-0	-	1-0
Southeastern (SEC)	14-10	10-14	1-3*	25-27
Southern (SOCON)	2-0	0-1	-	2-1
Southland (SLC)	3-0	-	-	3-0
Southwestern Athletic (SWAC)	11-0	-	2-0	13-0
Summit League (SUMMIT)	-	0-1	-	0-1
Sun Belt (SBC)	4-0	1-0	1-0	6-0

* - Neutral Site SEC Tournament Games, which do not affect conference record

PURCELL RECORD AGAINST ACTIVE SEC HEAD COACHES

	HOME	AWAY	NEUTRAL	TOTAL
Kristy Curry (Alabama)	1-1	0-1	-	1-2
Kelsi Musick (Arkansas)	-	-	-	-
Larry Vickers (Auburn)	-	-	-	-
Kelly Rae Finley (Florida)	0-1	2-0	2-1	
Katie Abrahamson-Henderson (Georgia)	1-0	1-1	-	2-1
Kenny Brooks (Kentucky)	-	0-1	-	0-1
Kim Mulkey (LSU)	1-0	0-2	-	1-2
Kellie Harper (Missouri)*	1-1	0-1	-	1-2*
Jennie Baranczyk (Oklahoma)	1-0	-	-	1-0
Yolett McPhee-McCuin (Ole Miss)	1-2	0-2	0-1	1-5
Dawn Staley (South Carolina)	0-2	0-1	-	0-3
Kim Caldwell (Tennessee)	-	0-1	-	0-1
Vic Schaefer (Texas)	0-1	-	-	0-1
Joni Taylor (Texas A&M)	2-0	2-0	0-2	4-2
Shae Ralph (Vanderbilt)	0-1	2-0	-	2-1

* - Purcell was 1-1 against Harper at home and 0-1 against Harper in Knoxville during her time at Tennessee, which is included in this total.

MSU'S RECORD WHEN...

CONFERENCE/NON-CONFERENCE	ALL	SEC	FREE THROW SHOOTING	ALL	SEC	SECOND CHANCE POINTS	ALL	SEC
Non-Conference Matchups	10-1	-	More FTs Made Than Opponent	8-1		More Second Chance Points	8-1	
Home	8-0	-	Less/Equal FTs Made Than Opponent	1-0		Less Second Chance Points	1-0	
Road	0-1	-	Both Make The Same Number of FTs	1-0		Equal Second Chance Points	1-0	
Neutral	2-0	-	Outshooting Opponents From FT Line	7-0				
Conference Matchups	-		Opponent Outshoots MSU From FT Line	3-1		FAST BREAK POINTS	ALL	SEC
Home	-		Both Shoot The Same Percentage From FT Line	-		More Fast Break Points	6-2	
Road	-					Less Fast Break Points	3-0	
						Equal Fast Break Points	-	
SCORING	ALL	SEC	TOTAL REBOUNDING	ALL	SEC	POINTS OFF THE BENCH	ALL	SEC
Outscoring Opponents in Quarter One	10-1		More Rebounds Than Opponent	10-1		More Points off the Bench	7-0	
Opponent Outscores MSU in Quarter One	-		Less Rebounds Than Opponent	-		Less Points off the Bench	3-1	
Score the Same in Quarter One	-		Equal Rebounds With Opponent	-		Equal Points off the Bench	-	
Outscoring Opponents in Quarter Two	7-0		OFFENSIVE/DEFENSIVE REBOUNDING	ALL	SEC			
Opponent Outscores MSU in Quarter Two	2-1		More Offensive Rebounds Than Opponent	7-0		TIME WITH LEAD	ALL	SEC
Score the Same in Quarter Two	1-0		Less Offensive Rebounds Than Opponent	1-1		MSU Leads For Longer Than Opponent	10-1	
Outscoring Opponents in the First Half	9-1		Equal Offensive Rebounds With Opponent	2-0		Opponent Leads For Longer Than MSU	-	
Opponent Outscores MSU in the First Half	-		More Defensive Rebounds Than Opponent	9-1		Tied Time With Lead	-	
Score the Same in the First Half	1-0		Less Defensive Rebounds Than Opponent	-				
Outscoring Opponents in Quarter Three	9-0		Equal Defensive Rebounds With Opponent	1-0		OPPONENT RANKINGS	ALL	SEC
Opponent Outscores MSU in Quarter Three	-					Against Top 10 AP Poll Opponents	-	
Score the Same in Quarter Three	1-1		FOULS	ALL	SEC	Against Top 25 AP Poll Opponents	-	
Outscoring Opponents in Quarter Four	6-0		More Fouls Than Opponent	3-1		Against Unranked AP Poll Opponents	9-1	
Opponent Outscores MSU in Quarter Four	4-1		Less Fouls Than Opponent	5-0				
Score the Same in Quarter Four	-		Same Amount of Fouls as Opponent	2-0		UNIFORM COLOR	ALL	SEC
Outscoring Opponents in the Second Half	8-0					Wearing Maroon Uniforms	1-0	
Opponent Outscores MSU in the Second Half	2-1		ASSISTS	ALL	SEC	Wearing White Uniforms	9-0	
Score the Same in the Second Half	-		More Assists Than Opponent	9-0		Wearing Black Uniforms	0-1	
			Less Assists Than Opponent	1-1				
SHOOTING PERCENTAGES	ALL	SEC	Same Amount of Assists as Opponent	-		DAYS OF THE WEEK	ALL	SEC
Outshooting Opponents	9-1		TURNOVERS	ALL	SEC	Playing On Monday	2-0	
Opponent Outshoots MSU	1-0		More Turnovers Than Opponent	2-1		Playing On Tuesday	1-0	
Outshooting Opponents in Quarter One	9-1		Less Turnovers Than Opponent	7-0		Playing On Wednesday	-	
Opponent Outshoots MSU in Quarter One	1-0		Same Amount of Turnovers as Opponent	1-0		Playing On Thursday	2-1	
Outshooting Opponents in Quarter Two	7-0		STEALS	ALL	SEC	Playing On Friday	1-0	
Opponent Outshoots MSU In Quarter Two	3-1		More Steals Than Opponent	6-0		Playing On Saturday	-	
Outshooting Opponents in Quarter Three	7-1		Less Steals Than Opponent	3-1		Playing On Sunday	4-0	
Opponent Outshoots MSU In Quarter Three	3-0		Same Amount of Steals as Opponent	1-0				
Outshooting Opponents in Quarter Four	7-0		BLOCKS	ALL	SEC			
Opponent Outshoots MSU In Quarter Four	3-1		More Blocks Than Opponent	10-1				
			Less Blocks Than Opponent	-				
3 POINT SHOOTING	ALL	SEC	Same Amount of Blocks as Opponent	-				
More 3PT FGs Made Than Opponent	2-1		POINTS OFF TURNOVERS	ALL	SEC			
Less 3PT FGs Made Than Opponent	5-0		More Points Off Turnovers	10-0				
Both Make The Same Number of 3 PT FGs	3-0		Less Points Off Turnovers	0-1				
Outshooting Opponents From Three	6-1		Equal Points Off Turnovers	-				
Opponent Outshoots MSU From Three	4-0		POINTS IN THE PAINT	ALL	SEC			
Both Shoot The Same Percentage From Three	-		More Points in the Paint	10-0				
			Less Points in the Paint	0-1				
			Equal Points in the Paint	-				



2025-26 Mississippi St. Women's Basketball
Combined Team Statistics
All games

Page 1/1
as of Dec 14, 2025

Game Records

Record	Overall	Home	Away	Neutral
ALL GAMES	10-1	8-0	0-1	2-0
CONFERENCE	0-0	0-0	0-0	0-0
NON-CONFERENCE	10-1	8-0	0-1	2-0

Score by Periods

Team	1st	2nd	3rd	4th	OT	TOT
Mississippi St.	229	200	230	201	0	860
Opponents	116	144	169	176	0	605

Team Box Score

No.	Player				Total		3-Point		F-Throw		Rebounds													
		GP-GS	MIN	AVG	FG-FGA	FG%	3FG-3FGA	3FG%	FT-FTA	FT%	OFF	DEF	TOT	AVG	PF	DQ	A	TO	BLK	STL	PTS	AVG		
2	MCPHAUL, Destiney	11-11	327:49	29.8	53-97	.546	19-48	.396	20-27	.741	2	27	29	2.6	15	0	33	17	3	18	145	13.2		
25	NWAEDOZI, Favour	11-11	269:48	24.5	61-104	.587	0-0	.000	20-36	.556	47	71	118	10.7	29	0	18	16	13	7	142	12.9		
40	FRANCIS, Madison	11-7	317:09	28.8	49-110	.445	3-22	.136	26-36	.722	32	39	71	6.5	27	1	18	26	36	15	127	11.5		
5	PRATER, Chandler	11-11	255:03	23.2	38-82	.463	10-22	.455	30-35	.857	21	49	70	6.4	18	0	30	29	3	12	116	10.5		
10	LAMPLEY, Jaylah	11-0	231:46	21.1	41-80	.513	8-22	.364	9-19	.474	24	34	58	5.3	10	0	12	19	3	10	99	9.0		
4	CRISP, Trayanna	11-11	291:18	26.5	29-67	.433	18-42	.429	13-16	.813	2	21	23	2.1	15	0	29	16	1	11	89	8.1		
33	RICHARDSON, Kharyssa	10-4	207:03	20.7	20-61	.328	0-1	.000	19-24	.792	6	38	44	4.4	21	0	8	16	5	7	59	5.9		
1	KING, Saniyah	8-0	135:32	16.9	9-32	.281	4-15	.267	4-5	.800	0	17	17	2.1	9	0	11	10	0	5	26	3.3		
8	FANE, Awa	9-0	89:19	9.9	10-23	.435	4-10	.400	2-2	1.000	3	5	8	0.9	10	0	5	6	0	2	26	2.9		
22	GRAY, Nataliyah	8-0	40:17	5.0	5-14	.357	0-4	.000	9-16	.563	2	12	14	1.8	6	0	3	7	1	2	19	2.4		
13	JIMÉNEZ, Rocío	6-0	15:57	2.7	4-7	.571	0-0	.000	1-2	.500	2	2	4	0.7	2	0	0	2	2	1	9	1.5		
23	WYLDER, Faith	4-0	18:59	4.7	0-3	.000	0-0	.000	3-4	.750	3	1	4	1.0	3	0	0	0	1	1	3	0.8		
Team											10	19	29					6						
Total		11	2200		319-680	.469	66-186	.355	156-222	.703	154	335	489	44.5	165	1	167	170	68	91	860	78.2		
Opponents		11	2195		223-645	.346	71-229	.310	88-132	.667	111	238	349	31.7	190	2	112	202	18	87	605	55.0		

Team Statistics

	MS	OPP
Scoring	860	605
Points per game	78.2	55.0
Scoring margin	+23.2	-
Field goals-att	319-680	223-645
Field goal pct	.469	.346
3 point fg-att	66-186	71-229
3-point FG pct	.355	.310
3-pt FG made per game	6.0	6.5
Free throws-att	156-222	88-132
Free throw pct	.703	.667
F-Throws made per game	14.2	8.0
Rebounds	489	349
Rebounds per game	44.5	31.7
Rebounding margin	+12.7	-
Assists	167	112
Assists per game	15.2	10.2
Turnovers	170	202
Turnovers per game	15.5	18.4
Turnover margin	+2.9	-
Assist/turnover ratio	1.0	0.6
Steals	91	87
Steals per game	8.3	7.9
Blocks	68	18
Blocks per game	6.2	1.6
Winning streak	6	-
Home win streak	8	-
Attendance	31269	3652
Home games-Avg/Game	8-3909	1-3652
Neutral site-Avg/Game	-	2-750

Team Results

Date	Opponent		Score	Att.
11/03/2025	Davidson	W	66-57	3462
11/07/2025	Georgia St.	W	88-62	6549
11/09/2025	Mississippi Val.	W	107-43	3566
11/13/2025	Jackson St.	W	82-55	3542
11/20/2025	at Texas Tech	L	62-69	3652
11/24/2025	vs Alcorn	W	65-51	750
11/25/2025	vs Middle Tenn.	W	69-47	750
11/30/2025	ULM	W	66-54	3411
12/04/2025	Pittsburgh	W	79-44	3433
12/07/2025	Charlotte	W	89-59	3473
12/14/2025	Southern Miss.	W	87-64	3833

GAME-BY-GAME STATISTICS

	W/L	REC	1ST	2ND	3RD	4TH	OT	PTS	MAR	FG-FGA	FG%	3FG-3FGA	3FG%	FT-FTA	FT%	O-D-REB	MAR	PF	AST	TO	STL	BLK	ATT
MISSISSIPPI STATE	W, 66-57	1-0	15	16	16	19	-	66	+9	21-51	41.2	3-9	33.3	21-31	67.7	14-28-42	+15	20	6	18	10	7	3,462
Davidson 11/3		0-1	14	17	13	13	-	57	-9	18-52	34.6	4-14	28.6	17-20	85.0	8-19-27	-15	21	11	17	10	1	
MISSISSIPPI STATE	W, 88-62	2-0	17	32	25	14	-	88	+26	33-64	51.6	10-20	50	12-16	75.0	12-32-44	+15	13	21	15	7	8	6,549
Georgia State 11/7		1-1	10	12	21	19	-	62	-26	23-60	38.3	7-22	31.8	9-14	64.3	7-22-29	-15	13	6	14	9	0	
MISSISSIPPI STATE	W, 107-43	3-0	22	25	27	31	-	107	+64	37-71	52.1	8-17	47.1	25-31	80.6	21-34-55	+30	7	21	14	13	11	3,566
Mississippi Valley State 11/9		0-2	8	11	16	8	-	43	-64	18-60	30.0	4-23	17.4	3-4	75.0	9-16-25	-30	23	8	21	10	4	
MISSISSIPPI STATE	W, 82-55	4-0	22	19	21	20	-	82	+27	32-58	55.2	4-14	28.6	14-22	63.6	8-30-38	+2	16	15	14	12	5	3,542
Jackson State 11/13		1-2	5	19	20	11	-	55	-27	23-64	35.9	6-23	26.1	3-6	50.0	13-23-36	-2	16	9	22	8	2	
MISSISSIPPI STATE	L, 62-69	4-1	31	2	12	17	-	62	-7	20-53	37.7	5-16	31.3	17-21	81.0	6-33-39	+3	20	8	22	3	6	3,652
Texas Tech 11/20		6-0	16	15	12	26	-	69	+7	26-66	39.4	3-19	15.8	14-17	82.4	8-28-36	-3	18	11	13	11	1	
MISSISSIPPI STATE	W, 65-51	5-1	17	17	16	15	-	65	+14	20-57	35.1	8-28	28.6	17-27	63.0	18-28-46	+12	14	16	18	14	4	750
Alcorn State 11/24		1-4	4	10	15	22	-	51	-14	19-55	34.5	8-24	33.3	5-11	45.5	11-23-34	-12	22	13	24	7	1	
MISSISSIPPI STATE	W, 69-47	6-1	18	17	16	18	-	69	+22	27-49	55.1	5-11	45.5	10-13	76.9	6-24-30	+6	21	20	16	4	6	750
Middle Tennessee State 11/25		3-4	8	11	16	12	-	47	-22	16-45	35.6	5-17	29.4	10-15	66.7	6-18-24	-6	16	11	19	9	1	
MISSISSIPPI STATE	W, 66-54	7-1	20	10	19	17	-	66	+12	26-63	41.3	4-15	26.7	10-12	83.3	19-19-38	+8	10	14	18	8	4	3,411
ULM 11/30		5-2	18	11	11	14	-	54	-12	22-52	42.3	8-18	44.4	2-2	100.0	11-19-30	-8	19	12	26	7	2	
MISSISSIPPI STATE	W, 79-44	8-1	20	22	28	9	-	79	+35	33-73	45.2	7-22	31.8	6-9	66.7	11-40-51	+10	14	18	8	9	5	3,433
Pitt 12/4		6-5	8	6	14	16	-	44	-35	13-59	22.0	7-17	41.2	11-19	57.9	11-30-41	-10	10	7	18	4	3	
MISSISSIPPI STATE	W, 89-59	9-1	24	21	22	22	-	89	+30	37-71	52.1	6-20	30.0	9-16	56.3	18-33-51	+14	16	13	15	6	8	3,473
Charlotte 12/7		4-6	15	14	17	13	-	59	-30	22-67	32.8	7-21	33.3	8-14	57.1	16-21-37	-14	14	9	16	8	2	
MISSISSIPPI STATE	W, 87-64	10-1	21	19	28	19	-	87	+23	33-70	47.1	6-14	42.9	15-24	62.5	21-34-55	+25	14	15	12	5	4	3,833
Southern Miss 12/14		7-4	10	18	14	22	-	64	-23	23-65	35.4	12-31	38.7	6-10	60.0	11-19-30	-25	17	13	12	4	1	

GAME-BY-GAME STATISTIC LEADERS

	RESULT	POINTS	REBOUNDS	ASSISTS	STEALS	BLOCKS	MINUTES
Davidson 11/3	W, 66-57	McPhaul (20)	Nwaedozi (10)	McPhaul, Prater (2)	Prater (3)	Francis (6)	McPhaul (37:18)
Georgia State 11/7	W, 88-62	Nwaedozi (17)	Nwaedozi (10)	Crisp (6)	McPhaul, Prater (2)	McPhaul, Nwaedozi, Prater (2)	Crisp (28:59)
Mississippi Valley St. 11/9	W, 107-43	Prater (25)	Nwaedozi (16)	Prater (5)	Nwaedozi (3)	Francis (5)	McPhaul (24:55)
Jackson State 11/13	W, 82-55	Nwaedozi (18)	Nwaedozi (15)	Nwaedozi (4)	Crisp, Francis (3)	Francis (3)	Francis (29:51)
at Texas Tech 11/20	L, 62-69	McPhaul, Crisp (12)	Nwaedozi, Richardson (9)	McPhaul (4)	King, McPhaul, Prater (1)	Nwaedozi (2)	McPhaul (32:10)
vs. Alcorn State 11/24	W, 65-51	Francis (15)	Lampley (10)	Francis, Prater (4)	Francis (3)	Nwaedozi (2)	Francis (30:31)
vs. MTSU 11/25	W, 69-47	Francis (17)	Francis, Nwaedozi (6)	McPhaul (5)	Francis, King, Prater, Richardson (1)	Francis (6)	McPhaul (35:28)
ULM 11/30	W, 66-54	Nwaedozi (13)	Francis (13)	McPhaul, Prater (3)	Crisp, Francis, Lampley, McPhaul (2)	Francis (3)	Francis (36:03)
Pitt 12/4	W, 79-44	McPhaul (22)	Francis (10)	King (4)	Crisp, Francis, Lampley, McPhaul (2)	Francis, Nwaedozi (2)	Francis (29:24)
Charlotte 12/7	W, 89-59	McPhaul, Nwaedozi (16)	Prater (13)	King, McPhaul (3)	McPhaul (3)	Francis (7)	Francis (32:27)
Southern Miss 12/17	W, 87-64	Nwaedozi (21)	Nwaedozi (23)	Crisp, McPhaul (4)	Prater (2)	Francis, Lampley, Nwaedozi, Prater(1)	Crisp (33:27)
at La Salle 12/20							
Samford 12/28							
Auburn 1/1							
at Oklahoma 1/4							
Tennessee 1/8							
at Ole Miss 1/11							
Vanderbilt 1/15							
Kentucky 1/18							
at Alabama 1/25							
at Tennessee 1/29							
Missouri 2/1							
at South Carolina 2/5							
Georgia 2/12							
at Arkansas 2/16							
Florida 2/19							
at Texas 2/22							
at Texas A&M 2/26							
LSU 3/1							

GAME-BY-GAME STATISTIC LEADERS

POINTS	REBOUNDS	ASSISTS	STEALS	BLOCKS	MINUTES
Nwaedozi5, (5-0)	Nwaedozi7, (6-1)	McPhaul6, (5-1)	Francis.....5, (5-0)	Francis.....8, (8-0)	Francis.....5, (5-0)
McPhaul4, (3-1)	Francis.....3, (3-0)	Prater4, (4-0)	McPhaul5, (4-1)	Nwaedozi5, (4-1)	McPhaul4, (3-1)
Francis.....2, (2-0)	Lampley1, (1-0)	Crisp2, (2-0)	Prater5, (4-1)	Prater2, (2-0)	Crisp2, (2-0)
Prater1, (1-0)	Prater1, (1-0)	King2, (2-0)	Crisp3, (3-0)	Lampley1, (1-0)	
Crisp1, (0-1)	Richardson.....1, (0-1)	Francis.....1, (1-0)	King2, (1-1)	McPhaul1, (1-0)	
		Nwaedozi1, (1-0)	Lampley.....2, (2-0)		
			Nwaedozi1, (1-0)		
			Richardson.....1, (1-0)		

PLUS/MINUS BREAKDOWN

	RESULT	KING	MCPHAUL	CRISP	PRATER	FANE	LAMPLEY	JIMENEZ	GRAY	WYLDER	NWAEDOZI	RICHARDSON	FRANCIS
Davidson 11/3	W, 66-57	-	15	3	-3	-5	10	-	-	-	5	9	11
Georgia State 11/7	W, 88-62	-	25	13	25	1	20	-2	11	-2	20	10	9
Mississippi Valley St. 11/9	W, 107-43	-	31	30	44	36	28	12	24	14	32	23	46
Jackson State 11/13	W, 82-55	6	25	16	17	2	15	-3	-2	0	25	15	19
at Texas Tech 11/20	L, 62-69	-10	-10	-12	-3	0	6	-5	-	-	-7	0	6
vs. Alcorn State 11/24	W, 65-51	-3	21	17	20	-7	-6	-	-8	-	27	-7	16
vs. MTSU 11/25	W, 69-47	7	18	23	26	-	-1	-	-	-	17	3	17
ULM 11/30	W, 66-54	2	18	7	3	-	6	-	-2	-	9	1	16
Pitt 12/4	W, 79-44	4	36	32	16	-8	15	-12	-1	-	33	25	35
Charlotte 12/7	W, 89-59	11	20	33	15	4	6	0	1	-	29	0	31
Southern Miss 12/14	W, 87-64	1	30	32	21	-11	1	-	-8	-15	38	-	26
Alabama State 12/17													
at La Salle 12/20													
Samford 12/28													
Auburn 1/1													
at Oklahoma 1/4													
Tennessee 1/8													
at Ole Miss 1/11													
Vanderbilt 1/15													
Kentucky 1/18													
at Alabama 1/25													
at Tennessee 1/29													
Missouri 2/1													
at South Carolina 2/5													
Georgia 2/12													
at Arkansas 2/16													
Florida 2/19													
at Texas 2/22													
at Texas A&M 2/22													
LSU 3/1													
		KING	MCPHAUL	CRISP	PRATER	FANE	LAMPLEY	JIMENEZ	GRAY	WYLDER	NWAEDOZI	RICHARDSON	FRANCIS
TOTALS		18	229	194	181	12	100	-10	15	-3	228	79	232
GAMES LED IN			5 (5-0)	1 (1-0)	2 (2-0)		1 (0-1)				3 (3-0)		2 (1-1)

LEAD BREAKDOWN

	FIRST HALF			SECOND HALF/OT			FINAL			LARGEST		TIMES TIED	LEAD CHANGES	TIME			BEST RUN
	MSU	OPP	MAR	MSU	OPP	MAR	MSU	OPP	MAR	LEAD	DEFICIT			LED	TRAILED	TIED	
Davidson 11/3	31	31	0	35	26	9	66	57	9	10 (4th 1:23)	7 (2nd 4:23)	7	4	28:44	7:23	1:53	7 (2nd 3:23)
Georgia State 11/7	49	22	27	39	40	-1	88	62	26	39 (3rd 3:25)	4 (1st 9:01)	2	1	36:40	2:21	:59	13 (2nd 4:19)
MVSU 11/9	49	19	30	58	24	34	107	43	64	64 (4th 1:28)	-	0	0	38:54	-	1:06	16 (3rd 8:38)
Jackson State 11/13	41	24	17	41	31	10	82	55	27	30 (4th 0:55)	-	0	0	39:26	-	:34	11 (4th 2:59)
at Texas Tech 11/20	33	31	2	29	38	-9	62	69	-7	15 (1st 0:00)	10 (4th 0:30)	4	3	27:48	10:01	2:11	7 (1st 4:42)
vs. Alcorn State 11/24	34	14	20	31	37	-6	65	51	14	26 (2nd 6:36)	-	1	0	39:42	-	:18	23 (2nd 6:36)
vs. MTSU 11/25	35	19	16	34	28	6	69	47	22	25 (3rd 3:38)	2 (1st 8:34)	3	2	35:43	1:20	2:57	15 (2nd 0:36)
ULM 11/30	30	29	1	36	25	11	66	54	12	16 (3rd 2:14)	1 (2nd 1:41)	2	4	38:10	1:09	:41	13 (3rd 4:53)
Pitt 12/4	42	14	28	37	30	7	79	44	35	49 (4 th 5:49)	3 (1st 9:02)	0	1	38:26	1:18	:16	13 (1st 0:32)
Charlotte 12/7	45	29	16	44	30	14	89	59	30	31 (4th 2:07)	3 (1st 9:32)	4	1	37:27	:40	1:53	11 (1st 3:19)
Southern Miss 12/14	40	28	12	47	36	11	87	64	23	31 (4th 3:34)	2 (1st 8:31)	0	3	37:18	1:13	1:29	15 (3rd 6:29)
Alabama State 12/17																	
at La Salle 12/20																	
Samford 12/28																	
Auburn 1/1																	
at Oklahoma 1/4																	
Tennessee 1/8																	
at Ole Miss 1/11																	
Vanderbilt 1/15																	
Kentucky 1/18																	
at Alabama 1/25																	
at Tennessee 1/29																	
Missouri 2/1																	
at South Carolina 2/5																	
Georgia 2/12																	
at Arkansas 2/16																	
Florida 2/19																	
at Texas 2/22																	
at Texas A&M 2/26																	
LSU 3/1																	
	FIRST HALF			SECOND HALF/OT			FINAL			LARGEST		TIMES TIED	LEAD CHANGES	TIME			BEST RUN
	MSU	OPP	MAR	MSU	OPP	MAR	MSU	OPP	MAR	LEAD	DEFICIT			LED	TRAILED	TIED	
LARGEST	49	31	30	58	40	34	107	69	64	64	10	7	4	39:42	10:01	2:57	23
SMALLEST	30	14	0	29	24	-9	62	43	-7	10	1	0	0	27:48	-	:16	7

STARTING LINEUPS - STARTER/BENCH SCORING

STARTING LINEUPS BY GAME	1	2	3	4	5
Davidson 11/3	Crisp	McPhaul	Prater	Richardson	Nwaedozi
Georgia State 11/7	Crisp	McPhaul	Prater	Richardson	Nwaedozi
Mississippi Valley St. 11/9	Crisp	McPhaul	Prater	Richardson	Nwaedozi
Jackson State 11/13	Crisp	McPhaul	Prater	Richardson	Nwaedozi
at Texas Tech 11/20	Crisp	McPhaul	Prater	Francis	Nwaedozi
vs. Alcorn State 11/24	Crisp	McPhaul	Prater	Francis	Nwaedozi
vs. MTSU 11/25	Crisp	McPhaul	Prater	Francis	Nwaedozi
ULM 11/30	Crisp	McPhaul	Prater	Francis	Nwaedozi
Pitt 12/4	Crisp	McPhaul	Prater	Francis	Nwaedozi
Charlotte 12/7	Crisp	McPhaul	Prater	Francis	Nwaedozi
Southern Miss 12/14	Crisp	McPhaul	Prater	Francis	Nwaedozi
Alabama State 12/17					
at La Salle 12/20					
Samford 12/28					
Auburn 1/1					
at Oklahoma 1/4					
Tennessee 1/8					
at Ole Miss 1/11					
Vanderbilt 1/15					
Kentucky 1/18					
at Alabama 1/25					
at Tennessee 1/29					
Missouri 2/1					
at South Carolina 2/5					
Georgia 2/12					
at Arkansas 2/16					
Florida 2/19					
at Texas 2/22					
at Texas A&M 2/26					
LSU 3/1					

STARTING LINEUP RECORDS	1	2	3	4	5
6-1	Crisp	McPhaul	Prater	Francis	Nwaedozi
4-0	Crisp	McPhaul	Prater	Richardson	Nwaedozi

STARTERS/BENCH POINTS PRODUCTION				
	MISSISSIPPI STATE		OPPONENT	
	STARTERS	BENCH	STARTERS	BENCH
Davidson 11/3	47	19	29	28
Georgia State 11/7	53	35	50	12
MVSU 11/9	52	55	31	12
Jackson State 11/13	52	30	26	29
at Texas Tech 11/20	50	12	41	28
vs. Alcorn State 11/24	44	21	33	18
vs. MTSU 11/25	57	12	47	0
ULM 11/30	41	25	38	16
Pitt 12/4	56	23	22	22
Charlotte 12/7	71	18	40	19
Southern Miss 12/14	72	15	43	21
Alabama State 12/17				
at La Salle 12/20				
Samford 12/28				
Auburn 1/1				
at Oklahoma 1/4				
Tennessee 1/8				
at Ole Miss 1/11				
Vanderbilt 1/15				
Kentucky 1/18				
at Alabama 1/25				
at Tennessee 1/29				
Missouri 2/1				
at South Carolina 2/5				
Georgia 2/12				
at Arkansas 2/16				
Florida 2/19				
at Texas 2/22				
at Texas A&M 2/26				
LSU 3/1				
	STARTERS	BENCH	STARTERS	BENCH
TOTALS	595	265	400	205
AVERAGES	54.1	24.1	36.4	18.6

MISCELLANEOUS STATISTICS

JUMP BALLS WON

Mississippi State	9 (8-1)
Opponents	2 (2-0)
Overtime	

SCORING SUMMARY

ALL GAMES

	1ST	2ND	3RD	4TH	OT	TOTAL
Mississippi State	229 (+113)	200 (+56)	230 (+61)	201 (+25)	-	860 (+255)
Opponents	116	144	169	176	-	605

SEC GAMES

	1ST	2ND	3RD	4TH	OT	TOTAL
Mississippi State						
Opponents						

WIN/LOSS MARGIN

	1	2	3	4	5	6	7	8	9	10-14	15-19	20+
Wins	-	-	-	-	-	-	-	-	1	2	-	7
Losses	-	-	-	-	-	-	1	-	-	-	-	-

LEADS AND DEFICITS

Largest Lead After First Quarter	17 (22-5), vs.Jackson State 11/13/25
Largest Halftime Lead	30 (2x) Last: (34-14), vs.Alcorn State 11/24/25
Largest Halftime Lead Blown	2 (33-31) at. Texas Tech 11/20/25
Largest Halftime Deficit	7 (19-26) vs Davidson, 11/9/25
Largest Halftime Deficit Overcome	7 (19-26) vs Davidson, 11/9/25
Largest 1st Half Lead	30 (2x) Last: (34-14), vs.Alcorn State 11/24/25
Largest 1st Half Lead Blown	15 (31-16, 1Q) at. Texas Tech 11/20/25
Largest 1st Half Deficit	7 (19-26) vs Davidson, 11/9/25
Largest 1st Half Deficit Overcome	7 (19-26) vs Davidson, 11/9/25
Largest Lead After Third Quarter	41 (76-35), vs. Mississippi Valley State 11/9/25
Largest 2nd Half Lead	64 (107-43), vs.Mississippi Valley State 11/9/25
Largest 2nd Half Lead Blown	5 (43-38) at Texas Tech 11/20/25
Largest 2nd Half Deficit	10 (69-59) at Texas Tech 11/20/25
Largest 2nd Half Deficit Overcome	1 (2x) Last: (30-31) vs ULM 11/30/25
Largest Overall Lead	64 (107-43), vs.Mississippi Valley State 11/9/25
Largest Overall Lead Blown	15 (31-16, 1Q) at. Texas Tech 11/20/25
Largest Overall Deficit	10 (69-59) at Texas Tech 11/20/25
Largest Overall Deficit Overcome	7 (19-26), vs Davidson 11/3/25
Largest Margin of Victory	64 (107-43), vs.Mississippi Valley State 11/9/25

HOME/ROAD/NEUTRAL SPLITS

Field Goal% / Opp. Field Goal% At Home	48.4 (252-521) / 33.8 (162-479)
Field Goal% / Opp. Field Goal% On The Road	37.7 (20-53) / 39.4 (26-66)
Field Goal% / Opp. Field Goal% At Neutral Site	44.3 (47-106) / 35.0 (35-100)
Three-Point Field Goal% / Opp. Three-Point Field Goal% At Home	36.6 (48-131) / 32.5 (55-169)
Three-Point Field Goal% / Opp. Three-Point Field Goal% On The Road	31.3 (5-16) / 15.8 (3-19)
Three-Point Field Goal% / Opp. Three-Point Field Goal% At Neutral Site	33.3 (13-39) / 31.7 (13-41)
Free Throw% / Opp Free Throw% At Home	69.6 (112-161) / 66.3 (59-89)
Free Throw% / Opp Free Throw% On The Road	81.0 (17-21) / 82.4 (14-17)
Free Throw% / Opp Free Throw% At Neutral Site	67.5 (27-40) / 57.7 (15-26)
Scoring Average / Opp. Scoring Average At Home	83.0 / 54.8
Scoring Average / Opp. Scoring Average On The Road	62 / 69
Scoring Average / Opp. Scoring Average At Neutral Site	67 / 49

ATTENDANCE

	GAMES	RECORD	TOTAL	AVERAGE	HIGHEST
Home	8	8-0	31,269	3,909	6,549
Away	1	0-1	3,652	3,652	3,652
Neutral	2	2-0	1,500	750	750

MISSISSIPPI STATE QUARTER BREAKDOWN

Most 1st Quarter Points	31, at. Texas Tech 11/20/25
Most 2nd Quarter Points	32, vs.Georgia State 11/7/25
Most 3rd Quarter Points	28, vs.Southern Miss 12/14/25
Most 4th Quarter Points	31, vs. Mississippi Valley State 11/9/25
Most Overtime Points	

Fewest 1st Quarter Points	15, vs. Davidson, 11/3/25
Fewest 2nd Quarter Points	2, at. Texas Tech, 11/20/25
Fewest 3rd Quarter Points	12, at Texas Tech, 11/20/25
Fewest 4th Quarter Points	9, vs. Alcorn State, 11/24/255
Fewest Overtime Points	

OPPONENTS QUARTER BREAKDOWN

Most 1st Quarter Points	18, vs. ULM, 11/30/25
Most 2nd Quarter Points	97, vs. Jackson State, 11/13/25
Most 3rd Quarter Points	21, vs. Georgia State, 11/7/25
Most 4th Quarter Points	26, at Texas Tech, 11/20/25
Most Overtime Points	

Fewest 1st Quarter Points	4, vs. Alcorn State, 11/24/25
Fewest 2nd Quarter Points	6, vs. Pitt, 12/4/25
Fewest 3rd Quarter Points	11, vs. ULM, 11/30/25
Fewest 4th Quarter Points	8, vs. Mississippi Valley State, 11/9/25
Fewest Overtime Points	

HALF BREAKDOWN

Most Mississippi State Half Points	58 (27, 31, 2H), vs. Mississippi Valley State, 11/9/25
Most Mississippi State 1st Half Points	49 (2x) Last (24, 25,) vs. Mississippi Valley State, 11/9/25
Most Mississippi State 2nd Half Points	58 (27, 31), vs.Mississippi Valley State, 11/9/25

Fewest Mississippi State Half Points	29 (12, 17, 2H), at Texas Tech, 11/20/25
Fewest Mississippi State 1st Half Points	30 (20, 10), vs. ULM,11/30/25
Fewest Mississippi State 2nd Half Points	29 (12, 17), at Texas Tech, 11/20/25

Most Opponent Half Points	40 (21, 19, 2H), vs.Georgia State, 11/7/25
Most Opponent 1st Half Points	31 (2x) Last (16, 15), at Texas Tech, 11/20/25
Most Opponent 2nd Half Points	40 (21, 19), vs.Georgia State, 11/7/25

Fewest Opponent Half Points	14 (2x) Last (8, 6, 1H), vs. Pitt, 12/4/25
Fewest Opponent 1st Half Points	14 (2x) Last (8, 6), vs. Pitt, 12/4/2
Fewest Opponent 2nd Half Points	24 (16, 8), vs. Mississippi Valley State, 11/9/25

MISSISSIPPI STATE OFFENSIVE PRODUCTION (FIELD-GOAL PERCENTAGE)

10 FG%	
20 FG%	
30 FG% (2, 1-1)	Last: 35.1, vs. Alcorn State, 11/24/25
40 FG% (4, 4-0)	Last: 47.1, vs. Southern Miss, 12/14/25
50 FG% (5, 5-0)	Last: 52.1, vs.Charlotte, 12/7/25

(TOTAL GAMES, RECORD IN GAMES)

MISSISSIPPI STATE DEFENSIVE PRODUCTION (OPPONENT FIELD-GOAL PERCENTAGE)

10 FG%	
20 FG% (1, 1-0)	22.0, vs Pitt, 12/4/25
30 FG% (9, 8-1)	Last: 35.4, vs Southern Miss, 12/14/25
40 FG% (1, 1-0)	Last: 42.3, vs ULM, 11/30/25
50 FG%	

(TOTAL GAMES, RECORD IN GAMES)

SPECIALTY SCORING STATISTICS

[illegible]

A MISSISSIPPI STATE TEAM

Won 30 Consecutive Games	32, 11/10/17-3/3/18
Won 10 Consecutive Home Games	32, 3/17/17-2/10/19
Won 10 Consecutive Road Games.....	14, 12/20/18-1/9/20
Lost Five Consecutive Games	5, 2/11/24-2/29/24
Defeated An AP No. 1 Team	vs. No. 1 UConn 66-64, 3/31/17
Defeated An AP Top-10 Team	vs. No. 10 Oklahoma 81-77, 1/9/25
Defeated An AP Top-10 Team At Home	vs. No. 10 Oklahoma 81-77, 1/9/25
Defeated An AP Top-25 Team	vs. No. 10 Oklahoma 81-77, 1/9/25
Defeated An AP Top-25 Team On The Road	at No. 23 Tennessee 72-55, 2/6/20
Overcame A 10-Point Deficit To Win	14, vs. Missouri, 3/5/25
Overcame A 10-Point Halftime Deficit To Win	11, at Auburn, 2/21/20
Overcame A Five-Point Deficit In Fourth Quarter To Win	6, at Kentucky, 2/1/24
Won An Overtime Game	at Kentucky, 77-74 (OT), 2/1/24
Lost An Overtime Game.....	at Ole Miss, 71-75 (OT), 2/18/24
Won A Double Overtime Game	at Vanderbilt, 85-77 (2OT), 2/13/25
Lost A Double Overtime Game	at Kentucky, 90-92 (2OT), 2/12/15
Scored 100+ Points	107, vs Mississippi Valley State, 11/9/25
Scored 100+ Points In Three-Straight Games	4, 11/15/18-11/24/18
Scored 100+ Points At Home.....	107, vs Mississippi Valley State, 11/9/25
Scored 100+ Points On The Road	102, at Chicago State, 12/8/24
Scored 100+ Points At Neutral Site	102, vs. Tulsa, 11/26/23
Scored 90+ Points	107, vs Mississippi Valley State, 11/9/25
Scored 90+ Points On The Road	102, at Chicago State, 12/8/24
Two Players Score 30+ Points.....	McCowan (35) and Vivians (30), vs. Oregon, 12/13/17
Three Players Score 20+ Points	Espinoza-Hunter (24), McCowan (24), Scott (20), vs. Arkansas, 3/10/19
Two Players Score 20+ Points	Jordan (21) and Okot (21), at Vanderbilt, 2/13/25
Made 50 Field Goals	53, vs. Judson College, 2/24/86
Made 40 Field Goals	40, at Chicago State, 12/8/24
Attempted 80+ Field Goals	87, vs. McNeese State, 12/1/21
Attempted 90+ Field Goals	90 at Vanderbilt, 2/13/25
Attempted 100+ Field Goals.....	104, vs. Montevallo 11/19/79
Shot 60% from the field	62.3, vs. Auburn, 1/23/25
Shot 55% from the field	55.1, vs Middle Tennessee, 11/25/25
Made 10+ Three-Point Field Goals	10, vs Georgia State, 11/7/25
Made 15 Three-Point Field Goals	18, vs. Troy, 12/14/20
Attempted 30+ Three-Point Field Goals.....	31, at LSU, 2/2/25
Shot 55% From Three	55.0 (11-20), vs. Missouri, 3/3/24
Shot 60% From Three	62.5 (5-8), at Ole Miss, 3/1/20
Shot 65% From Three	68.8 (11-16), vs. Old Dominion 12/19/22
Made 25+ Free Throws	25, vs. Mississippi Valley State, 11/9/25
Made 30+ Free Throws	33, vs. Louisiana Tech, 12/11/14
Attempted 30+ Free Throws	31, vs. Mississippi Valley State, 11/9/25
Attempted 45+ Free Throws	46, vs. Louisiana Tech, 12/11/14
Shot 90% From Free Throw Line (Min. 10 Made)	95 (20-21), vs. Chattanooga, 11/17/24
Had 65+ Rebounds	65, at Vanderbilt, 2/13/25
Had 70+ Rebounds	70, vs. Alcorn State, 11/6/23
Had 75+ Rebounds	78, vs. Judson College, 2/24/86
Had 25+ Assists	27, vs. South Carolina State, 12/29/24
Had 35+ Assists	37, vs. Memphis, 1/3/80
Had 10+ Blocked Shots	11, vs. Mississippi Valley State, 11/9/25
Had 15+ Steals.....	16, vs. South Carolina State, 12/29/24
Had 20+ Steals.....	20, vs. Mississippi Valley State, 11/24/15
Had 30+ Steals.....	30, vs. New Orleans, 11/17/13

AN OPPONENT


Scored 35 Points Or Less	35, vs. Jacksonville, 11/24/24
Scored 30 Points Or Less	29, vs. Alabama State, 11/13/24
Shot 60% From The Field.....	61.0%, vs. Florida, 2/11/24
Shot 55% From The Field.....	61.0%, vs. Florida, 2/11/24
Shot Below 20% From The Field	18.9%, vs. Jacksonville, 11/24/24
Made 10 Or Less Field Goals.....	10, vs. Jacksonville, 11/24/24

A MISSISSIPPI STATE PLAYER

Scored 30 Points	36, Jerkaila Jordan at Penn State, 3/28/24
Scored 40 Points	40, Jerkaila Jordan at Missouri, 1/27/25
Scored 45 Points	47, Tan White vs. Vanderbilt (2OT), 2/3/05
Scored In Double Figures In 100-Straight Games	125, LaToya Thomas, 11/19/99-3/24/03
Scored In Double Figures In 10-Straight Games	17, Anastasia Hayes, 12/1/21-2/3/22
Scored 30 Points In Two-Straight Games.....	Tan White, vs. Arkansas, 3/3/05, vs. Auburn, 2/27/05
Scored 20 Points In Five-Straight Games	5, Jerkaila Jordan, 11/29/24-12/17/24
Scored 20 Points In 10-Straight Games	12, LaToya Thomas, 2/1/01-3/20/01
Had All Five Starters In Double Figures	vs. Tulsa, 11/26/23
Had Six Players Scored In Double Figures.....	6, vs Charlotte 12/7/25
Had Five Players Scored In Double Figures In Two-Straight Games	2, vs. Murray State, 11/15/19, vs. Troy, 11/18/19
Made 15 Field Goals	18, Rickea Jackson vs. McNeese State, 12/1/21
Made 20 Field Goals	20, LaToya Thomas vs. Tulsa, 11/17/02
Made 10 Three-Point Field Goals	10, Lauren Park-Lane at Colorado State, 12/20/23
Made 10 Free Throws.....	10, Jerkaila Jordan at Penn Sate, 3/28/24
Made 15 Free Throws.....	18, Jennifer Fambrough vs. Northwestern State, 12/19/98
Had 15 Rebounds	23, Favour Nwaedozi vs Southern Miss, 12/14/25
Had 20 Rebounds	23, Favour Nwaedozi vs Southern Miss, 12/14/25
Had 25 Rebounds	25, Teaira McCowan vs. Louisville, 3/30/18
Had 15 Rebounds In Consecutive Games.....	Favour Nwaedozi, 11/9/25 - 11/13/25
Had 10 Rebounds In Five-Straight Games.....	7, Teaira McCowan, 2/28/19-3/24/19
Had Four Players Record 10 Rebounds	Barnum, Carter, Montague, Rogers, vs. Mississippi Valley State, 2/29/23
Had 10 Offensive Rebounds	11, Jessika Carter vs. Jackson State, 12/14/23
Had 10 Defensive Rebounds.....	14, Favour Nwaedozi vs Southern Miss, 12/14/25
Had 15 Defensive Rebounds.....	15, Madina Okot at Vanderbilt, 2/13/25
Had 10 Assists	10, Darrione Rogers vs. Mississippi Valley State, 11/29/23
Had 15 Assists	17, Polly Branch vs. Bryan, 2/1/86
Blocked Five Shots	7, Madison Francis, vs. Charlotte, 12/7/25
Blocked 10 Shots	10, Martha Alwal vs. Jacksonville State, 11/11/11
Had Six Steals.....	6, Mjracle Sheppard vs. LSU, 1/29/24
Had Seven Steals	7, Mjracle Sheppard vs. Kennesaw State, 12/11/23
Had 20 Points And 10 Assists.....	Lauren Park-Lane, 20 points and 10 assists vs. Miami (Fla.), 11/29/23
Had 15 Points And 15 Rebounds.....	Favour Nwaedozi, 18 points and 15 rebounds, vs. Jackson State 11/13/25
Had 20 Points And 15 Rebounds.....	Favour Nwaedozi, 21 points and 23 rebounds vs Southern Miss, 12/14/25
Had 20 Points And 20 Rebounds.....	Favour Nwaedozi, 21 points and 23 rebounds vs Southern Miss, 12/14/25
Had A Double-Double In Three-Straight Games.....	3, Madina Okot, 12/8/24-12/17/24
Had A Double-Double In Five-Straight Games	8, Teaira McCowan, 2/28/19-3/29/19
Had Two Players Record A Double-Double	Nwaedozi, Prater vs. Southern Miss, 12/14/25
Had Three Players Record A Double-Double.....	Barnum, Carter, Montague vs. Mississippi Valley State, 2/29/23
Had 10 Double-Doubles In A Season.....	12, Madina Okot, 2024-25
Had A Triple-Double	Darrione Rogers, 14 points, 12 rebounds, 10 assists vs. Mississippi Valley State, 12/29/23
Had 15 Points, 10 Rebounds and Five Steals	Madina Okot, 17 points, 12 rebounds, Five steals, vs. Alabama State, 11/13/24
Had 15 Points, 10 Rebounds and Five Assists	Eniya Russell, 16 points, 10 rebounds, six assists at UMES, 12/20/24
Has 25 Points, Five Rebounds and Five Assists	Chandler Prater, 25 points, five rebounds, five assists, vs MVSU, 11/9/25

1 MISSISSIPPI STATE 66, DAVIDSON 57
Nov. 3, 2025 | Starkville, Miss. | Humphrey Coliseum | 3,462





Official Basketball Box Score - Final

Davidson at Mississippi St.

11/03/25 Humphrey Coliseum, Starkville

2025-26 Women's Basketball

Game Time: 6:32 PM

Game Duration: 2:04

Attendance: 3,462

Davidson - 57

Record: 0-1

Officials: Royce Bevin, Talisa Green, Pusani Spurlock


NO.	Name	Min	FG M-A	3P M-A	FT M-A	Rebounds OR DR TOT	Fouls PF FD	TP	AS	TO	ST	Blocks BS BA	+/-	Shooting By Period			
26	Edina Strausz	C 11:29	1-2	0-0	4-6	2 0 2	1 3	6	1	2	2	0 0	0	1st FG%	5-18	27.8%	
7	Katie Donovan	G 37:50	2-5	2-2	0-0	0 5 5	4 2	6	4	3	3	0 1	-4	3PT%	1-6	16.7%	
14	Kyra Bruyndoncx	G 20:51	2-7	0-1	0-0	0 1 1	3 1	4	0	1	1	0 1	-18	FT%	3-4	75%	
21	Charlise Dunn	G 36:38	3-13	1-5	4-4	0 4 4	3 2	11	1	2	1	0 2	-8	2nd FG%	7-12	58.3%	
44	Emilie Bessell	G 09:55	0-0	0-0	2-2	0 0 0	0 2	2	0	1	0	0 0	-4	3PT%	1-2	50.0%	
10	Ines Garcia Monje	25:07	4-9	0-2	3-4	3 3 6	4 5	11	1	3	1	0 1	-6	FT%	2-2	100%	
17	Candice Lienafa	05:34	0-0	0-0	0-0	0 0 0	0 1	0	0	0	0	0 0	-4	3rd FG%	2-9	22.2%	
13	Sienna Dauer	17:13	1-2	0-0	0-0	0 3 3	1 2	2	0	1	1	1 0	-9	3PT%	0-2	0.0%	
11	Angeliki Ziaka	16:39	2-6	1-3	0-0	0 0 0	1 0	5	1	0	1	0 1	2	4th FG%	4-13	30.8%	
3	Jasmine Timmerman	02:55	2-3	0-1	0-0	0 0 0	0 0	4	0	0	0	0 0	0	3PT%	2-4	50.0%	
4	Elena Alvarez Castellanos	16:20	1-5	0-0	4-4	0 1 1	4 2	6	3	4	0	0 0	5	FT%	3-4	75%	
Team						3 2 5	0	0	0	0	0	0	0	GM FG%	18-52	34.6%	
Totals						18-52	4-14	17-20	8	19	27	21	20	57	FT%	17-20	85.0%

Major Fouls: NONE

Dead Ball Rebounds: 1,0

2 MISSISSIPPI STATE 88, GEORGIA STATE 62
Nov. 7, 2025 | Starkville, Miss. | Humphrey Coliseum | 6,549





Official Basketball Box Score - Final

Georgia St. at Mississippi St.

11/07/25 Humphrey Coliseum, Starkville

2025-26 Women's Basketball

Game Time: 11:00 AM

Game Duration: 1:46

Attendance: 6,549

Georgia St. - 62

Record: 1-1

Officials: Maj Forsberg, Ashlee Goode, Cara Segge

NO.	Name	Min	FG M-A	3P M-A	FT M-A	Rebounds OR DR TOT	Fouls PF FD	TP	AS	TO	ST	Blocks BS BA	+/-	Shooting By Period			
23	Ari Dyson	F 24:42	5-8	0-0	0-0	0 3 3	1 0	10	0	2	1	0 0	-4	1st FG%	4-18	22.2%	
0	Morgan Robinson-Nwagwu	G 21:45	4-9	0-1	3-5	3 2 5	3 3	11	0	2	2	0 2	-8	3PT%	1-5	20.0%	
13	Cheyenne Holloman	G 27:23	1-7	0-2	0-0	0 4 4	3 3	2	0	0	0	2	-17	FT%	1-4	25%	
30	Crystal Henderson	G 30:21	6-11	3-6	4-7	0 3 3	1 4	19	5	3	2	0 0	-10	2nd FG%	4-14	28.6%	
31	Kaleigh Addie	G 25:29	3-6	2-3	0-0	0 2 2	1 0	8	1	2	1	0 2	-16	3PT%	0-4	0.0%	
5	Eghosa Obasuyi	09:20	1-3	1-2	0-0	0 1 1	0 2	3	0	0	0	0 1	-3	FT%	4-6	66.7%	
27	Gabbie Grooms	16:46	0-3	0-2	2-2	0 2 2	0 1	2	0	3	0	0 1	-22	3rd FG%	8-13	61.5%	
8	Nari Powers	15:18	1-7	0-3	0-0	0 3 3	2 0	2	0	1	2	0 0	-22	3PT%	3-5	60.0%	
10	Monna Julkunen	07:35	0-1	0-1	0-0	0 0 0	0 0	0	0	0	0	0 0	-16	FT%	2-2	100%	
42	Grace Lanier	11:41	0-1	0-0	0-0	0 0 0	2 0	0	0	0	1	0 0	-16	4th FG%	7-15	46.7%	
1	Savannah Robinson-Holmes	09:40	2-4	1-2	0-0	0 0 0	0 0	5	0	0	0	0 0	-2	3PT%	3-8	37.5%	
Team						4 2 6	0	0	1	0	0	0	0	GM FG%	23-60	38.3%	
Totals						23-60	7-22	9-14	7	22	29	13	13	62	FT%	9-14	64.3%
Major Fouls: NONE										Dead Ball Rebounds: 3,0							

Mississippi St. - 66			Record: 1-0																																											
NO.	Name	Min	FG		3P		FT		Rebounds			Fouls		TP	AS	TO	ST	Blocks		+/-	Shooting By Period																									
			M-A	M-A	M-A	M-A	OR	DR	TOT	PF	FD	BS	BA					1st	FG%		1-16	43.8%																								
25	Favour Nwaedoz	F 28:52	3-10	0-0	4-7	7	3	10	3	4	10	0	1	2	0	0	5	3PT%	7-13	33.3%																										
33	Kharyssa Richardson	F 29:10	2-9	0-0	2-2	1	5	6	3	3	6	0	3	1	0	0	9	FT%	0-0	0%																										
2	Destiny McPhaul	G 37:18	6-10	2-5	6-6	1	4	5	3	4	20	2	2	0	0	0	15	2nd FG%	6-14	42.9%																										
4	Trayanna Crisp	G 22:12	0-1	0-1	3-4	0	0	0	4	3	3	0	2	0	0	0	3	3PT%	2-3	66.7%																										
5	Chandler Prater	G 21:52	3-4	1-1	1-2	0	7	7	4	1	8	2	3	3	0	0	-3	FT%	2-3	66.7%																										
40	Madison Francis	31:09	3-8	0-1	2-4	1	3	4	3	2	8	1	3	0	6	1	11	3rd FG%	5-13	38.5%																										
10	Jaylah Lampley	27:10	4-9	0-1	3-6	3	3	6	0	4	11	1	2	2	1	0	10	3PT%	0-2	0.0%																										
8	Awa Fane	02:18	0-0	0-0	0-0	0	0	0	0	0	0	0	1	0	0	0	-5	FT%	6-8	75%																										
Team						1 3 4			0			0			1			4th FG%			3-8	37.5%																								
Totals			21-51			3-9			21-31			14 28 42			20 21			66			6 18 10			7 1 9																						
Major Fouls: NONE																																														
GM FG%																							21-51			41.2%									3PT%			3-9			33.3%					
																																						FT%			21-31			67.7%		
																																									Dead Ball Rebounds: 7, 0					

DC		STATE		Points from Turnovers		DC	STATE	Period by Period Scoring				
Biggest lead		7 (2 nd 4:43)		10 (4 th 1:23)		Paint		1st	2nd	3rd	4th	TOT
Best Scoring Run		8 (2 nd 9:24)		7 (2 nd 3:23)		Second Chance		DC	14	17	13	57
Lead Changes		4		4		Fast Breaks		STATE	15	16	16	66
Times Tied		7		7		Bench						
Time with Lead		07:23		28:44								

Mississippi St - 88										Record: 2-2										Major Fouls: NONE									
NO.	Name	Min	FG M-A	3P M-A	FT M-A	Rebounds OR DR TOT	Fouls PF FD	TP	AS	TO	ST	Blocks BS BA	+/-	Shooting By Period															
25	Favour Nwaodzo	F 25:29	7-10	0-0	3-3	4 6 10	2 2	17	3	1	0	2 0	20	1st FG%	6-20	30.0%													
33	Kharyssa Richardson	F 22:55	2-6	0-0	2-4	0 3 3	2 2	6	2	1	1	1 0	20	3PT%	1-5	20.0%													
2	Destiny McPhaul	G 28:34	6-8	3-5	0-0	0 4 4	0 1	15	3	1	2	0 0	25	FT%	4-4	100%													
4	Trayanna Crisp	G 28:59	2-6	2-5	0-0	0 3 3	1 0	6	6	0	0	0 0	13	2nd FG%	8-16	50.0%													
5	Chandler Prater	G 22:10	2-7	1-2	4-4	0 4 4	0 3	9	3	4	2	2 0	25	3PT%	6-8	75.0%													
10	Jaylah Lampley	27:36	5-8	1-1	1-1	3 4 7	1 1	12	2	0	1	0 0	20	FT%	4-6	66.7%													
40	Madison Francis	22:13	4-10	0-2	2-3	4 2 6	3 3	10	1	4	0	1 0	9	3rd FG%	10-17	58.8%													
22	Nataliyah Gray	04:35	1-3	0-1	0-1	0 3 3	1 1	2	1	1	1	0 0	11	3PT%	3-6	50.0%													
8	Awa Fane	13:52	4-5	3-4	0-0	0 0 0	2 0	11	0	1	0	0 0	1	FT%	2-3	66.7%													
23	Faith Wylder	02:36	0-1	0-0	0-0	1 0 1	1 0	0	0	0	0	0 0	-2	4th FG%	6-14	42.9%													
13	Rocio Jimenez	01:01	0-0	0-0	0-0	0 0 0	0 0	0	0	0	0	0 0	-2	3PT%	0-1	0.0%													
Team						0 3 3	0	0	2	0	0	0	0	GM FG%	33-64	51.6%													
Totals			33-64	10-20	12-16	12 32 44	13 13	88	21	15	7	8	0	26	FT%	10-20	50.0%												
Major Fouls: NONE										Dead Ball Rebounds: 1,0																			


GSU	
-----	--

9 MISSISSIPPI STATE 79, PITT 44
Dec. 4, 2025 | Starkville, Miss. | Humphrey Coliseum | 3,433



MISSISSIPPI STATE 89, CHARLOTTE 59
Dec. 7, 2025 | Starkville, Miss. | Humphrey Coliseum | 3,473





Official Basketball Box Score - Final

Pittsburgh at Mississippi St.

12/04/25 Humphrey Coliseum, Starkville

2025-26 Women's Basketball

Game Time: 6:02 PM

Game Duration: 1:41

Attendance: 3,433

Officials: Felicia Grinter, Teresa Stuck, Sal Escho


Pittsburgh - 44

Record: 6-5

NO.	Name	Min	FG M-A	3P M-A	FT M-A	Rebounds OR DR TOT	Fouls PF FD	TP	AS	TO	ST	Blocks BS BA	+/-	
13	Lauren Rust	F 38:15	0-5	0-0	0-0	1 3 4	0 0	0	2	3	1	2 1	-30	
21	Fatima Diakhate	F 27:30	2-5	0-0	4-6	1 3 4	3 4	8	0	3	0	0 0	-10	
1	Theresa Hagans	G 25:56	0-11	0-2	0-0	1 5 6	1 1	0	2	1	3	0 1	-16	
2	Amiya Jenkins	G 16:34	1-2	1-1	1-2	0 2 2	0 1	4	0	3	0	0 0	-25	
23	Mikayla Johnson	G 30:32	3-17	0-5	4-7	0 6 6	3 5	10	1	5	0	0 3	-42	
10	Angela Le Faou	10:50	0-2	0-0	0-0	2 0 2	1 0	0	0	0	0	0 0	-24	
5	Jayda Queeley	14:04	0-3	0-0	2-4	0 3 3	1 3	2	0	2	0	1 0	-19	
8	Carla Viegas	15:35	5-8	5-7	0-0	0 1 1	1 0	15	0	0	0	0 0	-6	
15	Megan Hollingsworth	12:57	2-3	1-1	0-0	1 0 1	0 0	5	0	1	0	0 0	-10	
44	Macie Arzner	07:47	0-3	0-1	0-0	2 2 4	0 0	0	2	0	0	0 0	7	
Team						3 5 8	0	0	0	0	0			
			13:59	7-17	11-19	11	30	41	10	14	44	7	18	4 3 5 -35

Major Fouls: NONE

Shooting By Period		
1st FG%	3-14	21.4%
3PT%	1-1	100.0%
FT%	1-2	50%
2nd FG%	1-12	8.3%
3PT%	0-1	0.0%
FT%	4-6	66.7%
3rd FG%	4-14	28.6%
3PT%	1-3	33.3%
FT%	5-9	55.6%
4th FG%	5-19	26.3%
3PT%	5-12	41.7%
FT%	1-2	50%
GM FG%	13-59	22.0%
3PT%	7-17	41.2%
FT%	11-19	57.9%



Official Basketball Box Score - Final

Charlotte at Mississippi St.

12/07/25 Humphrey Coliseum, Starkville

2025-26 Women's Basketball

Game Time: 7:00 PM

Game Duration: 1:54

Attendance: 3,473

Charlotte - 59

Record: 4-6

NO.	Name	Min	FG M-A	3P M-A	FT M-A	Rebounds OR DR TOT	Fouls PF FD	TP	AS	TO	ST	Blocks BS BA	+/-
1	Asianae Nicholson	F 30:34	2-7	0-0	1-2	5 5 10	4 2	5	1	2	0	1 1	-28
10	Janavia Gage	F 19:06	0-3	0-0	0-0	2 2 4	1 0	0	1	1	1	0 1	-20
0	Zoe Best	G 33:22	4-10	4-7	2-2	1 1 2	1 1	14	0	1	0	0 0	-37
4	Princess Anderson	G 22:27	7-16	2-6	1-2	0 1 1	2 3	17	1	3	3	0 3	-9
12	Imani Smith	G 24:41	2-6	0-1	0-2	0 2 2	2 5	4	3	1	2	1 2	-10
2	Karen Nimo	08:36	0-3	0-1	0-0	1 1 2	0 0	0	1	3	0	0 0	-8
3	Tanajah Hayes	23:20	3-10	0-2	1-2	1 3 4	2 1	7	1	3	2	0 1	-24
15	Daphane White	13:00	2-4	0-0	1-2	2 1 3	1 2	5	1	1	0	0 0	-15
5	Caitlin Staley	07:54	0-2	0-0	2-2	1 0 1	1 1	2	0	0	0	0 0	5
22	Caroline Thiel	06:30	0-0	0-0	0-0	0 0 0	0 0	0	0	0	0	0 0	-1
13	Tylissa Henderson	02:22	0-2	0-1	0-0	0 0 0	0 0	0	0	1	0	0 0	-5
7	Taliah Cornish	08:08	2-4	1-3	0-0	0 2 2	1 0	5	0	0	0	0 0	2
Team						3 3 6	0	0	0	0	0		
Totals		22:67	7-21	8-14	16	21	37	15	15	59	9	16	8 2 8 -30

Major Fouls: Nicholson (TF) 4 3:27

Dead Ball Rebounds: 2, 0

Shooting By Period	
1st	FG% 7-19 36.8%
	3PT% 1-3 33.3%
	FT% 0-0 0%
2nd	FG% 6-15 40.0%
	3PT% 1-3 33.3%
	FT% 1-4 25%
3rd	FG% 5-15 33.3%
	3PT% 3-6 50.0%
	FT% 4-6 66.7%
4th	FG% 4-18 22.2%
	3PT% 2-9 22.2%
	FT% 3-4 75%
GM	FG% 22-67 32.8%
	3PT% 7-21 33.3%
	FT% 8-14 57.1%

Officials: Angel Kent, Tasha Smith, Roy Gulbeyan

Mississippi St. - 79			Record: 8-1												
NO.	Name	Min	FG M-A	3P M-A	FT M-A	Rebounds OR DR TOT	Fouls PF FD	TP	AS	TO	ST	Blocks BS BA	+/-		
25	Favour Nwaedoz	F 18:18	7-10	0-0	0-1	3 4 7	0 3	14	2	0	0	2 0	33		
40	Madison Francis	F 29:24	4-10	0-1	2-4	3 7 10	1 2	10	2	2	2	2 0	35		
2	Destiney McPhaul	G 22:14	8-13	2-7	4-4	0 4 4	1 3	22	2	1	2	0 0	36		
4	Trayanna Crisp	G 19:57	3-6	2-4	0-0	0 2 2	1 1	8	2	0	2	0 1	32		
5	Chandler Prater	G 18:36	1-7	0-2	0-0	1 4 5	2 0	2	2	0	0	0 1	16		
1	Saniyah King	22:29	3-8	2-4	0-0	0 3 3	3 1	8	4	3	1	0 1	4		
10	Jaylah Lampley	22:27	3-6	1-3	0-0	2 5 7	1 0	7	1	0	2	1 0	15		
33	Kharyssa Richardson	20:26	2-7	0-0	0-0	0 5 5	1 0	4	2	0	0	0 0	25		
8	Awa Fane	13:48	2-3	0-0	0-0	0 1 1	1 0	4	1	0	0	0 0	-8		
22	Nataliyah Gray	05:26	0-2	0-1	0-0	0 2 2	1 0	0	0	1	0	0 0	-1		
13	Rocio Jiménez	06:55	0-1	0-0	0-0	0 1 1	2 0	0	0	1	0	0 0	-12		
Team						2 2 4	0	0	0	0	0				
Totals			33:73	7-22	6-9	11 40	51	14 10	79	18	8 9	5 3	35		
Major Fouls: NONE															
Shooting By Period															
1st FG% 8-19 42.1%															
3PT% 2-8 25.0%															
FT% 2-3 66.7%															
2nd FG% 9-17 52.9%															
3PT% 2-3 66.7%															
FT% 2-3 66.7%															
3rd FG% 12-21 57.1%															
3PT% 2-5 40.0%															
FT% 2-3 66.7%															
4th FG% 4-16 25.0%															
3PT% 1-6 16.7%															
FT% 0-0 0%															
GM FG% 33-73 45.2%															
3PT% 7-22 31.8%															
FT% 6-9 66.7%															

IN THE POLLS

ASSOCIATED PRESS POLL

Week Seven - Released/Updated on Dec. 15

RANK	SCHOOL	RECORD	POINTS
1	UConn	10-0	792(24)
2	Texas	12-0	776 (8)
3	South Carolina	10-1	727
4	UCLA	9-1	710
5	LSU	11-0	642
6	Michigan	9-1	640
7	Maryland	12-0	583
8	Oklahoma	11-1	566
9	TCU	11-0	560
10	Iowa State	12-0	555
11	Iowa	10-1	430
12	Kentucky	11-1	414
13	Vanderbilt	9-0	403
14	Ole Miss	10-1	322
15	Baylor	10-2	302
16	Louisville	10-3	297
17	Tennessee	7-2	278
18	North Carolina	9-3	273
19	USC	7-3	246
20	Notre Dame	8-2	221
21	Ohio State	9-1	180
22	Washington	9-1	161
23	Nebraska	11-0	123
24	Michigan State	9-1	62
25	Princeton	10-1	40

OTHERS RECEIVING VOTES: Oklahoma St. 35, Texas Tech 26, Alabama 13, Georgia 12, NC State 8, Arizona St. 1, Illinois 1

USA TODAY/WBCA COACHES' POLL

Week Six - Released/Updated on Dec. 9

RANK	SCHOOL	RECORD	POINTS
1	UConn	9-0	772
2	Texas	10-0	747
3	South Carolina	9-1	701
4	UCLA	9-1	673
5	LSU	10-0	651
6	Maryland	11-0	604
7	TCU	10-0	576
8	Michigan	8-1	568
9	Oklahoma	9-1	546
10	Iowa State	10-0	484
11	North Carolina	9-2	438
12	Iowa	9-0	430
13	Vanderbilt	9-0	379
14	Baylor	9-1	35
15	Kentucky	10-1	331
16	Ole Miss	8-1	313
17	USC	7-2	288
18	Tennessee	6-2	272
19	Notre Dame	6-2	202
20	Louisville	8-3	146
21	Ohio State	7-1	127
22	Oklahoma State	10-1	116
23	Washington	8-1	102
24	Michigan State	8-1	87
25	Alabama	10-0	49

OTHERS RECEIVING VOTES: Nebraska 41, Texas Tech 22, Princeton 11, Duke 11, West Virginia 10, NC State 9, Georgia 6, Oregon 5, South Dakota State 4, Auburn

NET RANKINGS

Updated on Dec. 15

CURRENT NET RANKING - 42	
Average NET Win	225
Average NET Loss	26
vs. Top 100	1-1
QUAD 1 (0-1)	
Home	0-0
Away	0-1
(L, 25 Texas Tech)	
Neutral	0-0
QUAD 2 (1-0)	
Home	1-0
(W, 53 Davidson)	
Away	0-0
Neutral	0-0
QUAD 3 (0-0)	
Home	0-0
Away	0-0
Neutral	0-0
QUAD 4 (9-0)	
Home	6-0
(W, 136 Charlotte) (W, 156 ULM) (W, 176 Southern Miss) (W, 251 Pitt) (W, 260 Georgia State) (W, 278 Jackson State)	
(W, 359 MVSU)	
Away	0-0
Neutral	2-0
(W, 206 MTSU) (W, 339 Alcorn)	

SEC STANDINGS (GAMES THROUGH DEC. 11)

	CONFERENCE				OVERALL					Streak	AP	Coaches
	W-L	Pct.	H	A	W-L	Pct.	H	A	N			
Texas	0-0	.000	0-0	0-0	11-0	1.000	8-0	1-0	2-0	W11	4-0	3-0
Alabama	0-0	.000	0-0	0-0	10-0	1.000	8-0	0-0	2-0	W10	0-0	0-0
Georgia	0-0	.000	0-0	0-00	10-0	1.000	6-0	2-0	2-0	W10	0-0	0-0
LSU	0-0	.000	0-0	0-0	10-0	1.000	4-0	4-0	2-0	W10	0-0	0-0
Vanderbilt	0-0	.000	0-0	0-0	9-0	1.000	4-0	2-0	3-0	W9	0-0	0-0
Kentucky	0-0	.000	0-0	0-0	10-1	.909	5-0	4-0	1-1	W3	1-1	1-1
Oklahoma	0-0	.000	0-0	0-0	10-1	.909	7-0	1-0	2-1	W9	0-1	1-1
Mississippi State	0-0	.000	0-0	0-0	9-1	.900	7-0	0-1	2-0	W5	0-0	0-0
South Carolina	0-0	.000	0-0	0-0	9-1	.900	6-0	1-0	2-1	W2	2-1	2-1
Ole Miss	0-0	.000	0-0	0-0	8-1	.889	4-0	2-0	2-1	L1	1-0	1-0
Texas A&M	0-0	.000	0-0	0-0	6-1	.857	3-0	1-0	2-1	W2	0-0	0-0
Florida	0-0	.000	0-0	0-0	9-2	.818	6-0	1-2	2-0	W1	0-0	0-0
Missouri	0-0	.000	0-0	0-0	9-3	.750	5-2	1-0	3-1	L1	0-0	0-0
Auburn	0-0	.000	0-0	0-0	8-2	.800	5-1	1-1	2-0	L2	0-0	0-0
Tennessee	0-0	.000	0-0	0-0	6-2	.750	3-0	3-1	0-1	W1	0-2	0-2
Arkansas	0-0	.000	0-0	0-0	8-3	.727	6-1	0-2	2-0	W1	0-0	0-0



1

SANIYAH KING

SO. | G | 5-7 | WASHINGTON, D.C. | BISHOP IRETON HS | HOWARD *



SCAN OR [CLICK HERE](#) FOR FULL BIO/STATISTICS

SEASON HIGHS

Points8, vs Pitt, 12/4/25
Rebounds4, (2x) Last vs Charlotte, 12/7/25
Assists4, vs Pitt, 12/4/25
Blocks
Steals2, vs Alcorn State, 11/24/25
FG Made3, vs Pitt, 12/4/25
FG Attempted8, vs Pitt, 12/4/25
3-PT FG Made2, vs Pitt, 12/4/25
3-PT FG Attempted4, (2x) Last vs Pitt, 12/4/25
FT Made2, (2x) Last vs Alcorn State, 11/24/25
FT Attempted2, (2x) Last vs Alcorn State, 11/24/25
Minutes25, vs MTSU, 11/25/25

SEC HIGHS

Points
Rebounds
Assists
Blocks
Steals
FG Made
FG Attempted
3PT FG Made
3PT FG Attempted
FT Made
FT Attempted
Minutes

CAREER HIGHS

Points25, at Morgan State, 2/22/25*
Rebounds7, vs N.C. Central, 2/8/25*
Assists9, (2x) Last vs Delaware State, 1/4/25*
Blocks1, (6x) Last vs Maryland Eastern Shore, 3/14/25*
Steals4, (2x) Last vs South Carolina State, 2/3/25*
FG Made8, (4x) Last at Morgan State, 2/22/25*
FG Attempted18 (2x) Last at College of Charleston, 3/24/25*
3-PT FG Made5, at Morgan State, 2/22/25*
3-PT FG Attempted7, at Morgan State, 2/22/25*
FT Made7, vs N.C. Central, 2/8/25*
FT Attempted9, vs N.C. Central, 2/8/25*
Minutes40, at Hofstra, 12/8/24*

NOTEABLES

SOPHOMORE (2025-26)

- Collected season-highs of eight points and four assists against Pitt with a pair of makes from deep (Dec. 4).
- Scored a season-high five points against Middle Tennessee State (Nov. 25).
- Made her Bulldog debut on a minutes restriction against Jackson State after rehabbing a preseason ankle injury.
- Will serve as point guard for the Bulldogs during the 2025-26 season.

FRESHMAN (2024-25) - HOWARD*

- Spent her freshman season at Howard University.
- Started in 31 of 32 games played.
- Averaged 11.5 points, 4.5 assists, 3.1 rebounds and 1.5 steals per game.
- Named MEAC Rookie of the Week 11 times throughout the season.
- Named MEAC Rookie of the Year.
- Her 145 total assists ranked second among all freshman in Division I basketball.

PERSONAL

- Attended Bishop Ireton HS.

KING'S GAME-BY-GAME STATS

DATE	OPPONENT	GS	MIN	FG-FGA	FG%	3FG-3FGA	3FG%	FT-FTA	FT%	OFF-DEF	REB	PF	AST	TO	STL	BLK	PTS
Nov. 3	DAVIDSON		DNP														
Nov. 7	GEORGIA STATE		DNP														
Nov. 9	MISSISSIPPI VALLEY STATE		DNP														
Nov. 13	JACKSON STATE		14:28	1-4	.250	0-1	.000	0-1	.000	0-2	2	1	2	0	0	0	2
Nov. 20	at Texas Tech		21:10	1-5	.200	1-4	.250	2-2	1.000	0-4	4	1	0	1	1	0	5
Nov. 24	vs Alcorn State		21:21	0-5	.000	0-3	.000	2-2	1.000	0-1	1	2	0	1	2	0	2
Nov. 25	vs Middle Tennessee		24:56	2-2	1.000	1-1	1.000	0-0	.000	0-2	2	0	1	2	1	0	5
Nov. 30	ULM		13:38	2-5	.400	0-1	.000	0-0	.000	0-1	1	1	1	1	0	0	4
Dec. 4	PITT		22:29	3-8	.375	2-4	.500	0-0	.000	0-3	3	3	4	3	1	0	8
Dec. 7	CHARLOTTE		14:52	0-3	.000	0-1	.000	0-0	.000	0-4	4	1	3	1	0	0	0
Dec. 14	SOUTHERN MISS		2:37	0-0	.000	0-0	.000	0-0	.000	0-0	0	0	0	1	0	0	0
Dec. 17	ALABAMA STATE																
Dec. 20	at La Salle																
Dec. 28	SAMFORD																
Jan. 1	AUBURN																
Jan. 4	at Oklahoma																
Jan. 8	TENNESSEE																
Jan. 11	at Ole Miss																
Jan. 15	VANDERBILT																
Jan. 18	KENTUCKY																
Jan. 25	at Alabama																
Jan. 29	at Tennessee																
Feb. 1	MISSOURI																
Feb. 5	at South Carolina																
Feb. 12	GEORGIA																
Feb. 16	at Arkansas																
Feb. 19	FLORIDA																
Feb. 22	at Texas																
Feb. 26	at Texas A&M																
Mar. 1	LSU																

LED TEAM IN...

Category	Number of Times	Record When
Points	-	-
Rebounds	-	-
Assists	2	2-0
Blocks	-	-
Steals	1	1-0
Minutes	-	-
3 FG Made	2	2-0
FT Made	-	-
Plus/Minus	-	-

PLAYER PRODUCTION CHART

Category	24-25*	25-26	Career
10+ Points	21	-	21
20+ Points	4	-	4
30+ Points	-	-	-
3+ 3FG Made	4	-	4
5+ FT Made	7	-	7
5+ Assists	17	-	17
10+ Assists	-	-	-
5+ Rebounds	5	-	5
10+ Rebounds	-	-	-
3+ Blocks	-	-	-
3+ Steals	5	-	5

YEAR	TEAM	GP	GS	MIN/AVG	FG-FGA	FG%	3FG-3FGA	3FG%	FT-FTA	FT%	OFF-DEF	REB	RPG	AST	APG	TO	STL	SPG	BLK	BPG	PTS	PPG	DBL	DBL
2024-25*	HU	32	31	1029/32.2	127-351	36.2	34-100	34.0	80-107	74.8	24-74	98	3.1	145	4.5	105	49	1.5	6	0.2	368	11.5	0	
2025-26	MSU	8	0	136/17.0	9-32	28.1	4-15	26.7	4-5	80.0	0-17	17	2.1	11	1.4	10	5	0.6	0	0.0	26	3.2	0	
TOTALS		40	31	1164/29.1	136-383	35.5	38-115	33.0	84-112	75.0	24-91	115	2.9	156	3.9	115	54	1.4	6	0.2	394	9.8	0	



2

DESTINEY MCPHAUL

R-SR. | G | 5-9 | PHILADELPHIA, PA. | WEST CATHOLIC HS | NORTHWEST FLORIDA STATE COLLEGE

SCAN OR [CLICK HERE](#) FOR FULL BIO/STATISTICS

SEASON HIGHS					SEC HIGHS					CAREER HIGHS				
Points	22	vs Pitt	12/4/25		Points	19	vs. Missouri	3/5/25		Points	22	vs Pitt	12/4/25	
Rebounds	5	vs Davidson	11/3/25		Rebounds	6	at Kentucky	1/2/25		Rebounds	6	at Kentucky	1/2/25	
Assists	5	vs Middle Tennessee	11/25/25		Assists	7	at Tennessee	1/16/25		Assists	7	at Tennessee	1/16/25	
Blocks	2	vs Georgia State	11/7/25		Blocks	1	(3x) Last at Tennessee	1/16/25		Blocks	2	(2x) Last vs Georgia State	11/7/25	
Steals	2	(8x) Last vs Charlotte	12/7/25		Steals	2	(2x) Last vs. Ole Miss	1/19/25		Steals	2	(8x) Last vs Charlotte	12/7/25	
FG Made	8	vs Pitt	12/4/25		FG Made	7	vs. Missouri	3/5/25		FG Made	8	vs Pitt	12/4/25	
FG Attempted	13	(2x) Last vs Charlotte	12/7/25		FG Attempted	10	(3x) Last vs. Tennessee	1/16/25		FG Attempted	13	(2x) Last vs Charlotte	12/7/25	
3-PT FG Made	3	(3x) Last vs Southern Miss	12/15/25		3PT FG Made	4	vs. Missouri	3/5/25		3-PT FG Made	4	(2x) Last vs Missouri	3/5/25	
3-PT FG Attempted	7	(2x) Last vs Charlotte	12/7/25		3PT FG Attempted	5	vs. Missouri	3/5/25		3-PT FG Attempted	7	(2x) Last vs Charlotte	12/7/25	
FT Made	6	vs Davidson	11/3/25		FT Made	5	at Tennessee	1/16/25		FT Made	6	vs Davidson	11/3/25	
FT Attempted	6	vs Davidson	11/3/25		FT Attempted	6	at Tennessee	1/16/25		FT Attempted	6	(3x) Last vs Davidson	11/3/25	
Minutes	37	vs Davidson	11/3/25		Minutes	28	at Tennessee	1/16/25		Minutes	37	vs Davidson	11/3/25	

NOTEABLES

- R-SENIOR (2025-26)
- Knocked down three first half triples in a 14 point performance vs Southern Miss (Dec. 14).
 - Second-straight game with 15+ points after collecting 16 in the win against Charlotte (Dec. 7). Tied her season-high of three made threes.
 - Set a new career-high with 22 points in 22 minutes against Pitt in the ACC/SEC Challenge, including 61.5 percent shooting from the floor (Dec. 4)
 - Named to Emerald Coast Classic All-Tournament team with performances againts Alcorn and MTSU.
 - Collected 15 points on 75 percent shooting against Georgia State (Nov. 7).
 - Scored a career-high 20 points in the season oepner against Davidson (Nov. 3) on 60% shooting.
 - Also brought in five rebounds and two steals as well as dishing out two assists.
 - Entering her second season in the Maroon and White.
 - Returning to her natural position of shooting guard this season.
 - One of three returners from last year's NCAA Tournament Team.
 - Leading returning scorer (8.1 ppg)

- PRIOR TO MSU
- Spent two seasons at NW Florida St.
 - Averaged 14.4 points, 4.2 rebounds and 4.2 assists in 32.1 minutes her sophomore year.
 - 2024 NJCAA First Team All-American
 - Scored 475 points sophomore year, the fourth-most in a single season in program history.
 - Redshirted her true freshman season at Temple due to NCAA Transfer Rules.

MCPHAUL'S GAME-BY-GAME STATS

DATE	OPPONENT	GS	MIN	FG-FGA	FG%	3FG-3FGA	3FG%	FT-FTA	FT%	OFF-DEF	REB	PF	AST	TO	STL	BLK	PTS
Nov. 3	DAVIDSON	*	37:18	6-10	.600	2-5	.400	6-6	1.000	1-4	5	3	2	2	2	0	20
Nov. 7	GEORGIA STATE	*	28:34	6-8	.750	3-5	.600	0-0	.000	0-4	4	0	3	1	2	2	15
Nov. 9	MISSISSIPPI VALLEY STATE	*	24:55	3-6	.500	0-1	.000	3-3	1.000	0-2	2	0	3	1	2	0	9
Nov. 13	JACKSON STATE	*	25:12	4-8	.500	0-1	.000	2-4	.500	0-2	2	2	2	2	2	0	10
Nov. 20	at Texas Tech	*	32:10	4-7	.571	2-5	.400	2-2	1.000	1-3	4	0	4	1	1	1	12
Nov. 24	vs Alcorn State	*	27:36	3-7	.429	2-4	.500	1-2	.500	0-3	3	1	2	1	2	0	9
Nov. 25	vs Middle Tennessee	*	35:28	4-8	.500	1-4	.250	0-2	.000	0-3	3	3	5	4	0	0	9
Nov. 30	ULM	*	33:40	4-8	.500	1-3	.333	0-0	.000	0-0	0	2	3	2	2	0	9
Dec. 4	PITT	*	22:14	8-13	.615	2-7	.286	4-4	1.000	0-4	4	1	2	1	2	0	22
Dec. 7	CHARLOTTE	*	28:44	6-13	.462	3-7	.429	1-2	.500	0-2	2	1	3	1	2	0	16
Dec. 14	SOUTHERN MISS	*	31:58	5-9	.556	3-6	.500	1-2	.500	0-0	0	2	4	1	1	0	14
Dec. 17	ALABAMA STATE																
Dec. 20	at La Salle																
Dec. 28	SAMFORD																
Jan. 1	AUBURN																
Jan. 4	at Oklahoma																
Jan. 8	TENNESSEE																
Jan. 11	at Ole Miss																
Jan. 15	VANDERBILT																
Jan. 18	KENTUCKY																
Jan. 25	at Alabama																
Jan. 29	at Tennessee																
Feb. 1	MISSOURI																
Feb. 5	at South Carolina																
Feb. 12	GEORGIA																
Feb. 16	at Arkansas																
Feb. 19	FLORIDA																
Feb. 22	at Texas																
Feb. 26	at Texas A&M																
Mar. 1	LSU																

LED TEAM IN...			PLAYER PRODUCTION CHART			
Category	Number of Times	Record When	Category	24-25	25-26	Career
Points	4	3-1	10+ Points	14	7	21
Rebounds	-	-	20+ Points	-	2	2
Assists	6	5-1	30+ Points	-	-	-
Blocks	1	1-0	3+ 3FG Made	3	3	6
Steals	5	4-1	5+ FT Made	3	1	4
Minutes	3	2-1	5+ Assists	4	1	5
3 FG Made	8	7-1	10+ Assists	-	-	-
FT Made	2	2-0	5+ Rebounds	3	1	4
Plus/Minus	4	4-0	10+ Rebounds	-	-	-
			3+ Blocks	-	-	-
			3+ Steals	4	-	4

YEAR	TEAM	GP	GS	MIN/AVG	FG-FGA	FG%	3FG-3FGA	3FG%	FT-FTA	FT%	OFF-DEF	REB	RPG	AST	APG	TO	STL	SPG	BLK	BPG	PTS	PPG	DBL	DBL
2024-25	MSU	31	1	693/22.4	85-182	46.7	25-66	37.9	55-67	82.1	17-68	85	2.7	78	2.5	66	36	1.2	6	0.2	250	8.1	0	
2025-26	MSU	11	11	328/29.8	53-97	54.6	19-48	39.6	20-27	74.1	2-27	29	2.6	33	3.0	17	18	1.6	3	0.3	145	13.2	0	
TOTALS		42	12	1020/24.3	138-279	49.5	44-114	38.6	75-94	79.8	19-95	114	2.7	111	2.6	83	54	1.3	9	0.2	395	9.4	0	



4

TRAYANNA CRISP

SR. | G | 5-8 | GOODYEAR, ARIZ. | MILLENNIUM HS | ARIZONA STATE * | NORTH CAROLINA !

SCAN OR [CLICK HERE](#) FOR FULL BIO/STATISTICS



SEASON HIGHS

Points	12, (3x) Last vs Southern Miss, 12/14/25
Rebounds	4, vs Jackson State, 11/13/25
Assists	6, vs Georgia State, 11/7/25
Blocks	1, vs Jackson State, 11/13/25
Steals	3, vs Jackson State, 11/13/25
FG Made	5, vs Jackson State, 11/13/25
FG Attempted	11, vs Jackson State, 11/13/25
3-PT FG Made	3, vs Charlotte, 12/7/25
3-PT FG Attempted	7, vs Jackson State, 11/13/25
FT Made	6, at Texas Tech, 11/20/25
FT Attempted	6, at Texas Tech, 11/20/25
Minutes	33, vs Southern Miss, 12/14/25

SEC HIGHS

Points	
Rebounds	
Assists	
Blocks	
Steals	
FG Made	
FG Attempted	
3PT FG Made	
3PT FG Attempted	
FT Made	
FT Attempted	
Minutes	

CAREER HIGHS

Points	23, vs Washington, 2/16/24*
Rebounds	7, vs Washington, 2/16/24*
Assists	6, (2x) Last vs Georgia State, 11/7/25
Blocks	1 (8x) Last vs Jackson State, 11/13/25
Steals	4, (2x) Last vs Stanford, 1/26/24!
FG Made	10, vs Washington, 2/16/24*
FG Attempted	22, vs Washington, 2/16/24*
3-PT FG Made	5, vs Indiana, 11/25/24!
3-PT FG Attempted	9, vs Indiana, 11/25/24!
FT Made	7, vs Colorado, 1/7/24*
FT Attempted	8, vs Colorado, 1/7/24*
Minutes	50, vs Washington, 2/16/24*

NOTEABLES

SENIOR (2025-26)

- Has made a three in 10 consecutive games.
- Fourth 10+ point game against Southern Miss after scoring 12 (Dec. 14).
- 11 point performance against Charlotte (Dec. 7).
- Eight points against Pitt, including a pair of makes from distance (Dec. 4)
- Tied her season-high of 12 against Texas Tech (Nov. 20)
- Scored a season-high 12 points along with four rebounds, three assists and three steals against Jackson State (Nov. 13)
- Picked up six points and tied her career-high six assists in a win over Georgia State (Nov. 7)

PRIOR TO MSU

- Spent last season at North Carolina, where she played in 28 games, making one start.
- Spent freshman and sophomore seasons at Arizona State, starting in 35 of 59 games.
- Averaged single-season bests of 12.1 points, 2.9 rebounds, 2.1 assists and 1.3 steals in 34 minutes her sophomore year at ASU.

PERSONAL

- Three-time 5A State Champion at Goodyear Millenium HS in Arizona.
- Was the No. 73 overall prospect in the 2022 class according to ESPN.

CRISP'S GAME-BY-GAME STATS

DATE	OPPONENT	GS	MIN	FG-FGA	FG%	3FG-3FGA	3FG%	FT-FTA	FT%	OFF-DEF	REB	PF	AST	TO	STL	BLK	PTS
Nov. 3	DAVIDSON	*	22:12	0-1	.000	0-1	.000	3-4	.750	0-0	0	4	0	2	0	0	3
Nov. 7	GEORGIA STATE	*	28:59	2-6	.333	2-5	.400	0-0	.000	0-3	3	1	6	0	0	0	6
Nov. 9	MISSISSIPPI VALLEY STATE	*	16:47	1-2	.500	1-1	1.000	0-0	.000	0-2	2	0	3	0	2	0	3
Nov. 13	JACKSON STATE	*	28:37	5-11	.455	2-7	.286	0-0	.000	0-4	4	2	3	1	3	1	12
Nov. 20	at Texas Tech	*	31:25	2-6	.333	2-4	.500	6-6	1.000	0-2	2	1	0	2	0	0	12
Nov. 24	vs Alcorn State	*	18:39	3-8	.375	2-6	.333	0-0	.000	0-2	2	0	3	2	0	0	8
Nov. 25	vs Middle Tennessee	*	30:22	2-4	.500	1-2	.500	0-0	.000	0-1	1	2	4	2	0	0	5
Nov. 30	ULM	*	30:50	4-9	.444	1-3	.333	0-0	.000	2-1	3	0	2	2	2	0	9
Dec. 4	PITT	*	19:57	3-6	.500	2-4	.500	0-0	.000	0-2	2	1	2	0	2	0	8
Dec. 7	CHARLOTTE	*	30:03	3-4	.750	3-4	.750	2-2	1.000	0-1	1	3	2	2	1	0	11
Dec. 14	SOUTHERN MISS	*	33:27	4-10	.400	2-5	.400	2-4	.500	0-3	3	1	4	3	1	0	12
Dec. 17	ALABAMA STATE																
Dec. 20	at La Salle																
Dec. 28	SAMFORD																
Jan. 1	AUBURN																
Jan. 4	at Oklahoma																
Jan. 8	TENNESSEE																
Jan. 11	at Ole Miss																
Jan. 15	VANDERBILT																
Jan. 18	KENTUCKY																
Jan. 25	at Alabama																
Jan. 29	at Tennessee																
Feb. 1	MISSOURI																
Feb. 5	at South Carolina																
Feb. 12	GEORGIA																
Feb. 16	at Arkansas																
Feb. 19	FLORIDA																
Feb. 22	at Texas																
Feb. 26	at Texas A&M																
Mar. 1	LSU																

LED TEAM IN...

Category	Number of Times	Record When
Points	1	0-1
Rebounds	-	-
Assists	2	2-0
Blocks	-	-
Steals	3	3-0
Minutes	2	2-0
3 FG Made	6	5-1
FT Made	1	0-1
Plus/Minus	1	1-0

PLAYER PRODUCTION CHART

Category	22-23*	23-24*	24-25!	25-26	Career
10+ Points	5	24	6	4	39
20+ Points	-	1	-	-	1
30+ Points	-	-	-	-	-
3+ 3FG Made	-	6	2	1	9
5+ FT Made	1	3	-	1	5
5+ Assists	3	3	-	1	7
10+ Assists	-	-	-	-	-
5+ Rebounds	3	6	1	-	10
10+ Rebounds	-	-	-	-	-
3+ Blocks	-	-	-	-	-
3+ Steals	-	5	-	1	6

YEAR	TEAM	GP	GS	MIN/AVG	FG-FGA	FG%	3FG-3FGA	3FG%	FT-FTA	FT%	OFF-DEF	REB	RPG	AST	APG	TO	STL	SPG	BLK	BPG	PTS	PPG	DBL	DBL
2022-23*	ASU	28	7	605/21.6	51-170	30.0	14-59	23.7	36-50	72.0	16-49	65	2.3	37	1.3	38	16	0.6	1	0.0	152	5.4	0	
2023-24*	ASU	31	28	1065/34.4	140-345	40.6	42-126	33.3	52-68	76.5	20-69	89	2.9	66	2.1	51	41	1.3	4	0.1	374	12.1	0	
2024-25*	UNC	28	1	389/13.9	56-148	37.8	21-82	25.6	24-30	80.0	4-37	41	1.5	32	1.1	19	15	0.5	2	0.1	157	5.6	0	
2025-26	MSU	11	11	291/26.5	29-67	43.3	18-42	42.9	13-16	81.3	2-21	23	2.1	29	2.6	16	11	1.0	1	0.1	89	8.1	0	
TOTALS		98	47	2349/24.0	276-730	37.8	95-309	30.7	125-164	76.2	42-176	218	2.2	164	1.7	124	83	0.8	8	0.1	772	7.9	0	



5 CHANDLER PRATER

GR. | G/F | 5-10 | KANSAS CITY, MO. | NORTH KANSAS CITY HS | KANSAS * | OKLAHOMA STATE !



SCAN OR [CLICK HERE](#) FOR FULL BIO/STATISTICS

SEASON HIGHS

Points	25, vs Mississippi Valley State, 11/9/25
Rebounds	13, vs Charlotte, 12/7/25
Assists	5, vs Mississippi Valley State, 11/9/25
Blocks	2, vs Georgia State, 11/7/25
Steals	3, vs Davidson, 11/4/25
FG Made	8, vs Southern Miss, 12/14/25
FG Attempted	12, vs Charlotte, 12/7/25
3-PT FG Made	4, vs Mississippi Valley State, 11/9/25
3-PT FG Attempted	6, vs Mississippi Valley State, 11/9/25
FT Made	9, vs Mississippi Valley State, 11/9/25
FT Attempted	9, vs Mississippi Valley State, 11/9/25
Minutes	31, vs Southern Miss, 12/14/25

SEC HIGHS

Points	14, (2x) Last vs. Arkansas, 2/6/25
Rebounds	9, (2x) Last at Vanderbilt (20T), 2/13/25
Assists	5, vs. Missouri, 3/5/25
Blocks	2, (2x) Last at Georgia, 1/12/25
Steals	2 (3x), Last vs. Missouri, 3/5/25
FG Made	6, vs. Arkansas, 2/6/25
FG Attempted	11, (2x) Last vs. Arkansas, 2/6/25
3PT FG Made	2, (2x) Last vs. Auburn, 1/23/25
3PT FG Attempted	4, (2x) Last at LSU, 2/2/25
FT Made	6, at Auburn, 3/2/25
FT Attempted	6, at Auburn, 3/2/25
Minutes	41, at Vanderbilt (20T), 2/13/25

CAREER HIGHS

Points	25, vs Mississippi Valley State, 11/9/25
Rebounds	16, vs. Nebraska, 3/13/23 *
Assists	6, (3x), Last vs. Western Kentucky, 3/17/23 *
Blocks	5, vs. UT Arlington, 1/16/22 *
Steals	5, vs. New Orleans, 11/8/23 *
FG Made	10, at TCU, 3/4/23 *
FG Attempted	19, vs. TCU, 3/4/23 *
3-PT FG Made	4, (2x) Last vs Mississippi Valley State, 11/9/25
3-PT FG Attempted	6, vs Mississippi Valley State, 11/9/25
FT Made	13, at Arizona, 12/8/22 *
FT Attempted	13, at Arizona, 12/8/22 *
Minutes	41, at Vanderbilt (20T), 2/13/25

NOTEABLES

GRADUATE (2025-26)

- Second-consecutive double-double with 18 points on 72 percent shooting and 10 rebounds vs Southern Miss (Dec. 14).
- Collected her first MSU double-double against Charlotte with 14 points and 13 rebounds (Dec. 7).
- 13 points against MTSU, while also collecting five rebounds (Nov. 25).
- Seven points and six rebounds against Texas Tech (Nov. 20).
- Ten points and five rebounds against Jackson State (Nov. 13).
- Scored a career-high 25 points against Mississippi Valley State, including tying a career-high four makes from distance.
- Eight points and seven rebounds against Davidson (Nov. 3).

PRIOR TO MSU

2023-24 (Oklahoma St.)

- Played in five games before suffering season ending injury.

2019-23 (Kansas)

- Played in 86 games, starting in 33.
- Won the 2023 WNIT
- Three Time Academic All-BIG 12 Selection
- Redshirted her true freshman year.

PERSONAL

- Attended North Kansas City HS.
- Member of the Student-Athlete Advisory Committee (SAAC) at Mississippi State
- Traveled to Atlanta to be apart of the SEC's Leadership Council Meetings.

PRATER'S GAME-BY-GAME STATS

DATE	OPPONENT	GS	MIN	FG-FGA	FG%	3FG-3FGA	3FG%	FT-FTA	FT%	OFF-DEF	REB	PF	AST	TO	STL	BLK	PTS
Nov. 3	DAVIDSON	*	21:52	3-4	.750	1-1	1.000	1-2	.500	0-7	7	4	2	3	3	0	8
Nov. 7	GEORGIA STATE	*	22:10	2-7	.286	1-2	.500	4-4	1.000	0-4	4	0	3	4	2	2	9
Nov. 9	MISSISSIPPI VALLEY STATE	*	23:22	6-11	.545	4-6	.667	9-9	1.000	2-3	5	0	5	2	0	0	25
Nov. 13	JACKSON STATE	*	23:57	3-4	.750	0-0	.000	4-4	1.000	2-3	5	0	0	3	1	0	10
Nov. 20	at Texas Tech	*	25:49	1-6	.167	0-0	.000	5-6	.833	2-4	6	4	2	4	1	0	7
Nov. 24	vs Alcorn State	*	20:38	2-6	.333	2-4	.500	2-4	.500	3-3	6	0	4	2	2	0	8
Nov. 25	vs Middle Tennessee	*	22:49	4-7	.571	1-2	.500	4-4	1.000	1-4	5	2	4	3	1	0	13
Nov. 30	ULM	*	19:01	1-7	.143	0-2	.000	0-0	.000	2-2	4	0	3	2	0	0	2
Dec. 4	PITT	*	18:36	1-7	.143	0-2	.000	0-0	.000	1-4	5	2	2	0	0	0	2
Dec. 7	CHARLOTTE	*	25:51	7-12	.583	0-1	.000	0-1	.000	6-7	13	3	2	3	0	0	14
Dec. 14	SOUTHERN MISS	*	30:58	8-11	.727	1-2	.500	1-1	1.000	2-8	10	3	3	3	2	1	18
Dec. 17	ALABAMA STATE																
Dec. 20	at La Salle																
Dec. 28	SAMFORD																
Jan. 1	AUBURN																
Jan. 4	at Oklahoma																
Jan. 8	TENNESSEE																
Jan. 11	at Ole Miss																
Jan. 15	VANDERBILT																
Jan. 18	KENTUCKY																
Jan. 25	at Alabama																
Jan. 29	at Tennessee																
Feb. 1	MISSOURI																
Feb. 5	at South Carolina																
Feb. 12	GEORGIA																
Feb. 16	at Arkansas																
Feb. 19	FLORIDA																
Feb. 22	at Texas																
Feb. 26	at Texas A&M																
Mar. 1	LSU																

LED TEAM IN...

Category	Number of Times	Record When
Points	1	1-0
Rebounds	1	1-0
Assists	4	4-0
Blocks	2	2-0
Steals	5	4-1
Minutes	-	-
3 FG Made	3	3-0
FT Made	3	3-0
Plus/Minus	2	2-0

PLAYER PRODUCTION CHART

Category	20-21*	21-22*	22-23*	23-24!	24-25	25-26	Career
10+ Points	3	11	14	3	9	5	45
20+ Points	-	-	2	-	-	2	4
30+ Points	-	-	-	-	-	-	-
3+ 3FG Made	-	-	1	-	1	1	3
5+ FT Made	-	2	3	-	1	2	8
5+ Assists	-	1	5	1	1	1	9
10+ Assists	-	-	-	-	-	-	-
5+ Rebounds	1	13	19	3	13	9	58
10+ Rebounds	-	-	6	1	-	2	9
3+ Blocks	-	-	2	-	-	-	2
3+ Steals	1	2	9	1	1	1	15

YEAR	TEAM	GP	GS	MIN/AVG	FG-FGA	FG%	3FG-3FGA	3FG%	FT-FTA	FT%	OFF-DEF	REB	RPG	AST	APG	TO	STL	SPG	BLK	BPG	PTS	PPG	DBL	DBL
2020-21*	KU	20	0	257/12.8	29-77	37.7	4-16	25.0	10-15	66.7	15-33	48	2.4	16	0.8	20	15	0.8	2	0.1	72	3.6	0	
2021-22*	KU	31	3	598/19.3	77-175	44.0	9-39	23.1	58-71	81.7	23-107	130	4.2	43	1.4	57	26	0.8	9	0.3	221	7.1	0	
2022-23*	KU	35	33	997/28.5	125-308	40.6	13-47	27.7	71-90	78.9	63-146	209	6.0	89	2.5	100	60	1.7	23	0.7	334	9.5	4	
2023-24*	OSU	5	0	105/21.0	17-40	42.5	1-5	20.0	5-6	83.3	9-21	30	6.0	10	2.0	15	7	1.4	3	0.6	40	8.0	1	
2024-25	MSU	34	12	768/22.6	80-189	42.3	19-58	32.8	37-42	88.1	35-109	144	4.2	52	1.5	71	29	0.9	11	0.3	216	6.4	0	
2025-26	MSU	11	11	255/23.2	38-82	46.3	10-22	45.5	30-35	85.7	21-49	70	6.4	30	2.7	29	12	1.1	3	0.3	116	10.5	2	
TOTALS		136	59	2980.0/21.9	366-871	42.0	56-187	30.0	211-259	81.5	166-465	631	4.6	240	1.8	292	149	1.1	51	0.4	999	7.3	7	



8

AWA FANE

JR. | G | 5-8 | THIES, SENEGAL | LIFE PREPARATORY ACADEMY | PANOLA COLLEGE



SCAN OR [CLICK HERE](#) FOR FULL BIO/STATISTICS

SEASON HIGHS

Points	11, vs Georgia State, 11/7/25
Rebounds	4, vs Alcorn State, 11/24/25
Assists	2, vs Jackson State, 11/13/25
Blocks	
Steals	1, (2x) Last vs Jackson State, 11/13/25
FG Made	4, vs Georgia State, 11/7/25
FG Attempted	6, vs Mississippi Valley State, 11/9/25
3-PT FG Made	3, vs Georgia State, 11/7/25
3-PT FG Attempted	4, vs Georgia State, 11/9/25
FT Made	2, vs Southern Miss, 12/14/25
FT Attempted	2, vs Southern Miss, 12/14/25
Minutes	21, vs Mississippi Valley State, 11/9/25

SEC HIGHS

Points	
Rebounds	
Assists	
Blocks	
Steals	
FG Made	
FG Attempted	
3PT FG Made	
3PT FG Attempted	
FT Made	
FT Attempted	
Minutes	

CAREER HIGHS

Points	11, vs Georgia State, 11/7/25
Rebounds	4, vs Alcorn State, 11/24/25
Assists	2, vs Jackson State, 11/13/25
Blocks	
Steals	1, (2x) Last vs Jackson State, 11/13/25
FG Made	4, vs Georgia State, 11/7/25
FG Attempted	6, vs Mississippi Valley State, 11/9/25
3-PT FG Made	3, vs Georgia State, 11/7/25
3-PT FG Attempted	4, vs Georgia State, 11/9/25
FT Made	2, vs Southern Miss, 12/14/25
FT Attempted	2, vs Southern Miss, 12/14/25
Minutes	21, vs Mississippi Valley State, 11/9/25

NOTEABLES

JUNIOR (2024-25)

- Four points against Southern Miss (Dec. 14).
- Knocked down a trio of three pointers in the second quarter against Georgia State (Nov. 7). Finished with 11 points.
- First season in the Maroon and White.

SOPHOMORE (2023-24) - PANOLA COLLEGE

- Started in all 29 games played.
- Averaged 16.8 points, 4.3 rebounds 3.2 assists and 3.0 steals per game.
- Tallied season-high 30 points against Tyler JC (Jan. 22).
- Earned three or more steals 18 times throughout the season.
- 2025 NJCAA First Team All-American

FRESHMAN (2022-23) - PANOLA COLLEGE

- Played in 26 games, starting in 21.
- Averaged 16.7 points, 5.0 rebounds, and 3.2 assists per game.
- Scored 30 points in her first start against Midland College (Nov. 16)

PERSONAL

- Attended Life Preparatory Academy in Wichita, Kansas.
- Orignially from Senegal.

FANE'S GAME-BY-GAME STATS

DATE	OPPONENT	GS	MIN	FG-FGA	FG%	3FG-3FGA	3FG%	FT-FTA	FT%	OFF-DEF	REB	PF	AST	TO	STL	BLK	PTS
Nov. 3	DAVIDSON		2:18	0-0	.000	0-0	.000	0-0	.000	0-0	0	0	0	1	0	0	0
Nov. 7	GEORGIA STATE		13:52	4-5	.800	3-4	.750	0-0	.000	0-0	0	2	0	1	0	0	11
Nov. 9	MISSISSIPPI VALLEY STATE		20:30	2-6	.333	1-2	.500	0-0	.000	0-2	2	1	1	0	1	0	5
Nov. 13	JACKSON STATE		5:27	0-0	.000	0-0	.000	0-0	.000	0-0	0	0	2	0	1	0	0
Nov. 20	at Texas Tech		5:32	1-2	.500	0-1	.000	0-0	.000	0-0	0	2	0	2	0	0	2
Nov. 24	vs Alcorn State		11:52	0-2	.000	0-2	.000	0-0	.000	2-2	4	2	0	2	0	0	0
Nov. 25	vs Middle Tennessee	DNP															
Nov. 30	ULM	DNP															
Dec. 4	PITT		13:48	2-3	.667	0-0	.000	0-0	.000	0-1	1	1	1	0	0	0	4
Dec. 7	CHARLOTTE		7:59	0-2	.000	0-1	.000	0-0	.000	0-0	0	0	1	0	0	0	0
Dec. 14	SOUTHERN MISS		8:01	1-3	.333	0-0	.000	2-2	1.000	1-0	1	2	0	0	0	0	4
Dec. 17	ALABAMA STATE																
Dec. 20	at La Salle																
Dec. 28	SAMFORD																
Jan. 1	AUBURN																
Jan. 4	at Oklahoma																
Jan. 8	TENNESSEE																
Jan. 11	at Ole Miss																
Jan. 15	VANDERBILT																
Jan. 18	KENTUCKY																
Jan. 25	at Alabama																
Jan. 29	at Tennessee																
Feb. 1	MISSOURI																
Feb. 5	at South Carolina																
Feb. 12	GEORGIA																
Feb. 16	at Arkansas																
Feb. 19	FLORIDA																
Feb. 22	at Texas																
Feb. 26	at Texas A&M																
Mar. 1	LSU																

LED TEAM IN...

Category	Number of Times	Record When
Points	-	-
Rebounds	-	-
Assists	-	-
Blocks	-	-
Steals	-	-
Minutes	-	-
3 FG Made	1	1-0
FT Made	-	-
Plus/Minus	-	-

PLAYER PRODUCTION CHART

Category	25-26	Career
10+ Points	1	-
20+ Points	-	-
30+ Points	-	-
3+ 3FG Made	1	1
5+ FT Made	-	-
5+ Assists	-	-
10+ Assists	-	-
5+ Rebounds	-	-
10+ Rebounds	-	-
3+ Blocks	-	-
3+ Steals	-	-

YEAR	TEAM	GP	GS	MIN/AVG	FG-FGA	FG%	3FG-3FGA	3FG%	FT-FTA	FT%	OFF-DEF	REB	RPG	AST	APG	TO	STL	SPG	BLK	BPG	PTS	PPG	DBL	DBL
2025-26	MSU	9	0	89/9.9	10-23	43.5	4-10	40.0	2-2	100.0	3-5	8	0.9	5	0.6	6	2	0.2	0	0.0	26	2.9	0	
TOTALS		9	0	89/9.9	10-23	43.5	4-10	40.0	2-2	100.0	3-5	8	0.9	5	0.6	6	2	0.2	0	0.0	26	2.9	0	



10

JAYLAH LAMPLEY

FR. | G | 6-1 | FISHERS, IND. | LAWRENCE CENTRAL HS



SCAN OR [CLICK HERE](#) FOR FULL BIO/STATISTICS

SEASON HIGHS

Points	17, vs Jackson State, 11/13/25
Rebounds	10, vs Alcorn State, 11/24/25
Assists	3, (2x) Last vs Southern Miss, 12/14/25
Blocks	1, (3x) Last vs Southern Miss, 12/14/25
Steals	2, (4x) Last vs Pitt, 12/4/25
FG Made	7, vs Jackson State, 11/13/25
FG Attempted	12, vs Alcorn State, 11/24/25
3-PT FG Made	2, (2x) Last vs ULM, 11/30/25
3-PT FG Attempted	5, vs Alcorn State, 11/24/25
FT Made	3, vs Davidson, 11/4/25
FT Attempted	6, vs Davidson, 11/4/25
Minutes	28, vs Georgia State, 11/7/25

SEC HIGHS

Points	
Rebounds	
Assists	
Blocks	
Steals	
FG Made	
FG Attempted	
3PT FG Made	
3PT FG Attempted	
FT Made	
FT Attempted	
Minutes	

CAREER HIGHS

Points	17, vs Jackson State, 11/13/25
Rebounds	10, vs Alcorn State, 11/24/25
Assists	3, (2x) Last vs Southern Miss, 12/14/25
Blocks	1, (3x) Last vs Southern Miss, 12/14/25
Steals	2, (4x) Last vs Pitt, 12/4/25
FG Made	7, vs Jackson State, 11/13/25
FG Attempted	12, vs Alcorn State, 11/24/25
3-PT FG Made	2, (2x) Last vs ULM, 11/30/25
3-PT FG Attempted	5, vs Alcorn State, 11/24/25
FT Made	3, vs Davidson, 11/4/25
FT Attempted	6, vs Davidson, 11/4/25
Minutes	28, vs Georgia State, 11/7/25

NOTEABLES

FRESHMAN (2025-26)

- Eight points and nine rebounds against Southern Miss (Dec. 14).
- 12 points against Charlotte on 75 percent shooting (Dec. 7).
- Collected seven points and seven rebounds against Pitt (Dec. 4).
- 10 point performance vs ULM with two fourth-quarter threes.
- Nine points and career-high 10 rebounds against Alcorn State (Nov. 24).
- Scored a career-high 17 points on 87.5 percent shooting against Jackson State (Nov. 13).
- Nine points and five rebounds against Mississippi Valley (Nov. 9).
- Scored 12 points and collected seven rebounds against Georgia State (Nov. 7).
- Scored 11 points in her MSU debut against Davidson (Nov. 3), along with six rebounds, two steals and a block.
- First season in the Maroon and White.

PERSONAL

- Attended Lawrence Central HS and played under her mother, Jannon Lampley.
- 37th-ranked recruit in the class of 2025, according to ESPN.
- Averaged 18.0 points, 5.8 rebounds, 2.1 steals and 2.0 assists per game throughout HS career.
- Finished as Lawrence Central's all-time leading scoring, rebounding, and steals leader.
- 2023-24 Indiana Gatorade POTY after guiding Lawrence Central to an IHSAA 4A State Championship.

LAMPLEY'S GAME-BY-GAME STATS

DATE	OPPONENT	GS	MIN	FG-FGA	FG%	3FG-3FGA	3FG%	FT-FTA	FT%	OFF-DEF	REB	PF	AST	TO	STL	BLK	PTS
Nov. 3	DAVIDSON		27:09	4-9	.444	0-1	.000	3-6	.500	3-3	6	0	1	2	2	1	11
Nov. 7	GEORGIA STATE		27:36	5-8	.625	1-1	1.000	1-1	1.000	3-4	7	1	2	0	1	0	12
Nov. 9	MISSISSIPPI VALLEY STATE		23:15	4-11	.364	1-2	.500	0-0	.000	3-2	5	2	3	5	0	0	9
Nov. 13	JACKSON STATE		21:22	7-8	.875	2-2	1.000	1-2	.500	1-0	1	1	0	1	0	0	17
Nov. 20	at Texas Tech		10:48	1-2	.500	0-0	.000	0-0	.000	0-0	0	0	1	2	0	0	2
Nov. 24	vs Alcorn State		19:54	3-12	.250	1-5	.200	2-5	.400	6-4	10	1	0	2	2	0	9
Nov. 25	vs Middle Tennessee		12:22	1-2	.500	0-0	.000	0-0	.000	0-3	3	2	0	2	0	0	2
Nov. 30	ULM		22:51	4-7	.571	2-5	.400	0-0	.000	1-4	5	0	0	0	2	0	10
Dec. 4	PITT		22:27	3-6	.500	1-3	.333	0-0	.000	2-5	7	1	1	0	2	1	7
Dec. 7	CHARLOTTE		18:57	6-8	.750	0-2	.000	0-1	.000	2-3	5	1	1	3	1	0	12
Dec. 14	SOUTHERN MISS		25:04	3-7	.429	0-1	.000	2-4	.500	3-6	9	1	3	2	0	1	8
Dec. 17	ALABAMA STATE																
Dec. 20	at La Salle																
Dec. 28	SAMFORD																
Jan. 1	AUBURN																
Jan. 4	at Oklahoma																
Jan. 8	TENNESSEE																
Jan. 11	at Ole Miss																
Jan. 15	VANDERBILT																
Jan. 18	KENTUCKY																
Jan. 25	at Alabama																
Jan. 29	at Tennessee																
Feb. 1	MISSOURI																
Feb. 5	at South Carolina																
Feb. 12	GEORGIA																
Feb. 16	at Arkansas																
Feb. 19	FLORIDA																
Feb. 22	at Texas																
Feb. 26	at Texas A&M																
Mar. 1	LSU																

LED TEAM IN...

Category	Number of Times	Record When
Points	-	-
Rebounds	1	1-0
Assists	-	-
Blocks	1	1-0
Steals	2	2-0
Minutes	-	-
3 FG Made	2	2-0
FT Made	-	-
Plus/Minus	1	0-1

PLAYER PRODUCTION CHART

Category	25-26	Career
10+ Points	5	5
20+ Points	-	-
30+ Points	-	-
3+ 3FG Made	-	-
5+ FT Made	-	-
5+ Assists	-	-
10+ Assists	-	-
5+ Rebounds	9	9
10+ Rebounds	1	1
3+ Blocks	-	-
3+ Steals	-	-

YEAR	TEAM	GP	GS	MIN/AVG	FG-FGA	FG%	3FG-3FGA	3FG%	FT-FTA	FT%	OFF-DEF	REB	RPG	AST	APG	TO	STL	SPG	BLK	BPG	PTS	PPG	DBL	DBL
2025-26	MSU	11	0	232/21.1	41-80	51.2	8-22	36.4	9-19	47.4	24-34	58	5.3	12	1.1	19	10	0.9	3	0.3	99	9.0	0	
TOTALS		11	0	232/21.1	41-80	51.2	8-22	36.4	9-19	47.4	24-34	58	5.3	12	1.1	19	10	0.9	3	0.3	99	9.0	0	



13

ROCÍO JIMÉNEZ

R-SO. | C | 6-7 | ELÍAS PIÑA, DOMINICAN REPUBLIC | CENTRAL POINTE CHRISTIAN ACADEMY



SCAN OR [CLICK HERE](#) FOR FULL BIO/STATISTICS

SEASON HIGHS

Points	9, vs Mississippi Valley State, 11/9/25
Rebounds	3, vs Mississippi Valley State, 11/9/25
Assists	
Blocks	1, at Texas Tech, 11/20/25
Steals	1, vs Mississippi Valley State, 11/9/25
FG Made	4, vs Mississippi Valley State, 11/9/25
FG Attempted	5, vs Mississippi Valley State, 11/9/25
3-PT FG Made	
3-PT FG Attempted	
FT Made	1, vs Mississippi Valley State, 11/9/25
FT Attempted	2, vs Mississippi Valley State, 11/9/25
Minutes	7, vs Pitt, 12/4/25

SEC HIGHS

Points	
Rebounds	
Assists	
Blocks	
Steals	
FG Made	
FG Attempted	
3PT FG Made	
3PT FG Attempted	
FT Made	
FT Attempted	
Minutes	

CAREER HIGHS

Points	9, vs Mississippi Valley State, 11/9/25
Rebounds	3, vs Mississippi Valley State, 11/9/25
Assists	
Blocks	1, at Texas Tech, 11/20/25
Steals	1, vs Mississippi Valley State, 11/9/25
FG Made	4, vs Mississippi Valley State, 11/9/25
FG Attempted	5, vs Mississippi Valley State, 11/9/25
3-PT FG Made	
3-PT FG Attempted	
FT Made	1, vs Mississippi Valley State, 11/9/25
FT Attempted	2, vs Mississippi Valley State, 11/9/25
Minutes	7, vs Pitt, 12/4/25

NOTEABLES

R-SOPHOMORE (2025-26)

- Scored nine points on 4-5 shooting and collected three rebounds, one steal and a block in five minutes against Mississippi Valley (Nov. 9).
- Made her Mississippi State debut against Georgia State on November 7.

R-FRESHMAN (2024-25)

- Redshirted, did not see any action.

FRESHMAN (2023-24)

- Decided to redshirt and rehab in injury sustained prior to Mississippi State, reclassified to become a part of the program at the midseason point in December.

PERSONAL

- Played one season at Central Pointe Christian Academy, leading the team to a 21-5 record.
- Competed on the international stage as one of the youngest players within the Dominican Republic's FIBA Women's National Team Organization.
- Played basketball only three years prior to Mississippi State.

JIMÉNEZ'S GAME-BY-GAME STATS

DATE	OPPONENT	GS	MIN	FG-FGA	FG%	3FG-3FGA	3FG%	FT-FTA	FT%	OFF-DEF	REB	PF	AST	TO	STL	BLK	PTS
Nov. 3	DAVIDSON		DNP														
Nov. 7	GEORGIA STATE		1:01	0-0	.000	0-0	.000	0-0	.000	0-0	0	0	0	0	0	0	0
Nov. 9	MISSISSIPPI VALLEY STATE		5:00	4-5	.800	0-0	.000	1-2	.500	2-1	3	0	0	0	1	1	9
Nov. 13	JACKSON STATE		0:33	0-1	.000	0-0	.000	0-0	.000	0-0	0	0	0	0	0	0	0
Nov. 20	at Texas Tech		1:21	0-0	.000	0-0	.000	0-0	.000	0-0	0	0	0	1	0	1	0
Nov. 24	vs Alcorn State		DNP														
Nov. 25	vs Middle Tennessee		DNP														
Nov. 30	ULM		DNP														
Dec. 4	PITT		6:55	0-1	.000	0-0	.000	0-0	.000	0-1	1	2	0	1	0	0	0
Dec. 7	CHARLOTTE		1:07	0-0	.000	0-0	.000	0-0	.000	0-0	0	0	0	0	0	0	0
Dec. 14	SOUTHERN MISS		DNP														
Dec. 17	ALABAMA STATE																
Dec. 20	at La Salle																
Dec. 28	SAMFORD																
Jan. 1	AUBURN																
Jan. 4	at Oklahoma																
Jan. 8	TENNESSEE																
Jan. 11	at Ole Miss																
Jan. 15	VANDERBILT																
Jan. 18	KENTUCKY																
Jan. 25	at Alabama																
Jan. 29	at Tennessee																
Feb. 1	MISSOURI																
Feb. 5	at South Carolina																
Feb. 12	GEORGIA																
Feb. 16	at Arkansas																
Feb. 19	FLORIDA																
Feb. 22	at Texas																
Feb. 26	at Texas A&M																
Mar. 1	LSU																

LED TEAM IN...

Category	Number of Times	Record When
Points	-	-
Rebounds	-	-
Assists	-	-
Blocks	-	-
Steals	-	-
Minutes	-	-
3 FG Made	-	-
FT Made	-	-
Plus/Minus	-	-

PLAYER PRODUCTION CHART

Category	25-26	Career
10+ Points	-	-
20+ Points	-	-
30+ Points	-	-
3+ 3FG Made	-	-
5+ FT Made	-	-
5+ Assists	-	-
10+ Assists	-	-
5+ Rebounds	-	-
10+ Rebounds	-	-
3+ Blocks	-	-
3+ Steals	-	-

YEAR	TEAM	GP	GS	MIN/AVG	FG-FGA	FG%	3FG-3FGA	3FG%	FT-FTA	FT%	OFF-DEF	REB	RPG	AST	APG	TO	STL	SPG	BLK	BPG	PTS	PPG	DBL	DBL
2025-26	MSU	6	0	16/2.7	4-7	57.1	0-0	.0	1-2	50.0	2-2	4	0.7	0	0.0	2	1	0.2	2	0.3	9	1.5	0	
TOTALS		6	0	16/2.7	4-7	57.1	0-0	.0	1-2	50.0	2-2	4	0.7	0	0.0	2	1	0.2	2	0.3	9	1.5	0	



22

NATALIYAH GRAY

FR. | F | 6-3 | HOUSTON, TEXAS. | ALIEF TAYLOR HS



SCAN OR [CLICK HERE](#) FOR FULL BIO/STATISTICS

SEASON HIGHS

Points	15, vs Mississippi Valley State, 11/9/25
Rebounds	7, vs Mississippi Valley State, 11/9/25
Assists	1, (3x) Last vs Alcorn State, 11/24/25
Blocks	1, vs Alcorn State, 11/24/25
Steals	1, (2x) Last vs Mississippi Valley State, 11/9/25
FG Made	4, vs Mississippi Valley State, 11/9/25
FG Attempted	5, vs Mississippi Valley State, 11/9/25
3-PT FG Made	
3-PT FG Attempted	1, vs Georgia State, 11/7/25
FT Made	7, vs Mississippi Valley State, 11/9/25
FT Attempted	9, vs Mississippi Valley State, 11/9/25
Minutes	15, vs Mississippi Valley State, 11/9/25

SEC HIGHS

Points	
Rebounds	
Assists	
Blocks	
Steals	
FG Made	
FG Attempted	
3PT FG Made	
3PT FG Attempted	
FT Made	
FT Attempted	
Minutes	

CAREER HIGHS

Points	15, vs Mississippi Valley State, 11/9/25
Rebounds	7, vs Mississippi Valley State, 11/9/25
Assists	1, (3x) Last vs Alcorn State, 11/24/25
Blocks	1, vs Alcorn State, 11/24/25
Steals	1, (2x) Last vs Mississippi Valley State, 11/9/25
FG Made	4, vs Mississippi Valley State, 11/9/25
FG Attempted	5, vs Mississippi Valley State, 11/9/25
3-PT FG Made	
3-PT FG Attempted	1, vs Georgia State, 11/7/25
FT Made	7, vs Mississippi Valley State, 11/9/25
FT Attempted	9, vs Mississippi Valley State, 11/9/25
Minutes	15, vs Mississippi Valley State, 11/9/25

NOTEABLES

FRESHMAN (2025-26)

- Scored 15 points and collected seven rebounds, all coming in the second half against Mississippi Valley State (Nov. 9). Went 7-9 from the charity stripe.
- First season in the Maroon and White.

PERSONAL

- Played at Alief Taylor HS under Brandy Jones.
- Named First Team All-State her senior season.
- Earned First Team All-Region and All-District honors in all four of her seasons.
- Averaged 22.0 points, 11.7 rebounds, 2.7 blocks, 1.9 steals and 1.2 assists over her four-year career.
- Averaged a single-season best 26 points and 12.2 rebounds her senior season.

GRAY'S GAME-BY-GAME STATS

DATE	OPPONENT	GS	MIN	FG-FGA	FG%	3FG-3FGA	3FG%	FT-FTA	FT%	OFF-DEF	REB	PF	AST	TO	STL	BLK	PTS
Nov. 3	DAVIDSON		DNP														
Nov. 7	GEORGIA STATE		4:35	1-3	.333	0-1	.000	0-1	.000	0-3	3	1	1	1	1	0	2
Nov. 9	MISSISSIPPI VALLEY STATE		15:11	4-5	.800	0-0	.000	7-9	.778	1-6	7	2	1	3	1	0	15
Nov. 13	JACKSON STATE		2:48	0-0	.000	0-0	.000	0-0	.000	0-0	0	0	0	0	0	0	0
Nov. 20	at Texas Tech		DNP														
Nov. 24	vs Alcorn State		3:32	0-1	.000	0-1	.000	0-2	.000	1-0	1	1	1	1	0	1	0
Nov. 25	vs Middle Tennessee		DNP														
Nov. 30	ULM		2:53	0-1	.000	0-0	.000	0-0	.000	0-0	0	1	0	1	0	0	0
Dec. 4	PITT		5:26	0-2	.000	0-1	.000	0-0	.000	0-2	2	1	0	1	0	0	0
Dec. 7	CHARLOTTE		3:09	0-2	.000	0-1	.000	2-2	1.000	0-1	1	0	0	0	0	0	2
Dec. 14	SOUTHERN MISS		2:43	0-0	.000	0-0	.000	0-2	.000	0-0	0	0	0	0	0	0	0
Dec. 17	ALABAMA STATE																
Dec. 20	at La Salle																
Dec. 28	SAMFORD																
Jan. 1	AUBURN																
Jan. 4	at Oklahoma																
Jan. 8	TENNESSEE																
Jan. 11	at Ole Miss																
Jan. 15	VANDERBILT																
Jan. 18	KENTUCKY																
Jan. 25	at Alabama																
Jan. 29	at Tennessee																
Feb. 1	MISSOURI																
Feb. 5	at South Carolina																
Feb. 12	GEORGIA																
Feb. 16	at Arkansas																
Feb. 19	FLORIDA																
Feb. 22	at Texas																
Feb. 26	at Texas A&M																
Mar. 1	LSU																

LED TEAM IN...

Category	Number of Times	Record When
Points	-	-
Rebounds	-	-
Assists	-	-
Blocks	-	-
Steals	-	-
Minutes	-	-
3 FG Made	-	-
FT Made	-	-
Plus/Minus	-	-

PLAYER PRODUCTION CHART

Category	25-26	Career
10+ Points	1	1
20+ Points	-	-
30+ Points	-	-
3+ 3FG Made	-	-
5+ FT Made	1	1
5+ Assists	-	-
10+ Assists	-	-
5+ Rebounds	1	1
10+ Rebounds	-	-
3+ Blocks	-	-
3+ Steals	-	-

YEAR	TEAM	GP	GS	MIN/AVG	FG-FGA	FG%	3FG-3FGA	3FG%	FT-FTA	FT%	OFF-DEF	REB	RPG	AST	APG	TO	STL	SPG	BLK	BPG	PTS	PPG	DBL	DBL
2025-26	MSU	8	0	40/5.0	5-14	35.7	0-4	.0	9-16	56.3	2-12	14	1.8	3	0.4	7	2	0.2	1	0.1	19	2.4	0	
TOTALS		8	0	40/5.0	5-14	35.7	0-4	.0	9-16	56.3	2-12	14	1.8	3	0.4	7	2	0.2	1	0.1	19	2.4	0	



23 FAITH WYLDER

SO. | C | 6-6 | NEW YORK, N.Y. | POTOMAC HOMESCHOOL CHRISTIAN ACADEMY | STONY BROOK *



SCAN OR [CLICK HERE](#) FOR FULL BIO/STATISTICS

SEASON HIGHS

Points	3, vs Southern Miss, 12/14/25
Rebounds	2, vs Southern Miss, 12/14/25
Assists	
Blocks	1, vs Mississippi Valley State, 11/9/25
Steals	1, vs Mississippi Valley State, 11/9/25
FG Made	
FG Attempted	2, vs Southern Miss, 12/14/25
3-PT FG Made	
3-PT FG Attempted	
FT Made	3, vs Southern Miss, 12/14/25
FT Attempted	4, vs Southern Miss, 12/14/25
Minutes	8, vs Mississippi Valley State, 11/9/25

SEC HIGHS

Points	
Rebounds	
Assists	
Blocks	
Steals	
FG Made	
FG Attempted	
3PT FG Made	
3PT FG Attempted	
FT Made	
FT Attempted	
Minutes	

CAREER HIGHS

Points	3, (2x) Last vs Southern Miss, 12/14/25
Rebounds	2, vs Southern Miss, 12/14/25
Assists	
Blocks	
Steals	1, (3x) Last vs Mississippi Valley State, 11/9/25
FG Made	1, (2x) Last vs Monmouth, 3/2/25*
FG Attempted	2, (2x) Last vs Southern Miss, 12/14/25
3-PT FG Made	
3-PT FG Attempted	
FT Made	3, vs Southern Miss, 12/14/25
FT Attempted	4, (2x) Last vs Southern Miss, 12/14/25
Minutes	8, vs Mississippi Valley State, 11/9/25

NOTEABLES

SOPHOMORE (2025-26)

- Scored first points at Mississippi State against Southern Miss, knocking down three free throws (Dec. 14).
- Made her Mississippi State debut against Georgia State on November 7.

FRESHMAN (2024-25) - STONY BROOK*

- Played in only six games due to injury.
- Tallied a season-high three points in six minutes of action against Monmouth.

WYLDER'S GAME-BY-GAME STATS

DATE	OPPONENT	GS	MIN	FG-FGA	FG%	3FG-3FGA	3FG%	FT-FTA	FT%	OFF-DEF	REB	PF	AST	TO	STL	BLK	PTS
Nov. 3	DAVIDSON		DNP														
Nov. 7	GEORGIA STATE		2:36	0-1	.000	0-0	.000	0-0	.000	1-0	1	1	0	0	0	0	0
Nov. 9	MISSISSIPPI VALLEY STATE		8:17	0-0	.000	0-0	.000	0-0	.000	0-1	1	1	0	0	1	1	0
Nov. 13	JACKSON STATE		0:57	0-0	.000	0-0	.000	0-0	.000	0-0	0	1	0	0	0	0	0
Nov. 20	at Texas Tech		DNP														
Nov. 24	vs Alcorn State		DNP														
Nov. 25	vs Middle Tennessee		DNP														
Nov. 30	ULM		DNP														
Dec. 4	PITT		DNP														
Dec. 7	CHARLOTTE		DNP														
Dec. 14	SOUTHERN MISS		7:09	0-2	.000	0-0	.000	3-4	.750	2-0	2	0	0	0	0	0	3
Dec. 17	ALABAMA STATE																
Dec. 20	at La Salle																
Dec. 28	SAMFORD																
Jan. 1	AUBURN																
Jan. 4	at Oklahoma																
Jan. 8	TENNESSEE																
Jan. 11	at Ole Miss																
Jan. 15	VANDERBILT																
Jan. 18	KENTUCKY																
Jan. 25	at Alabama																
Jan. 29	at Tennessee																
Feb. 1	MISSOURI																
Feb. 5	at South Carolina																
Feb. 12	GEORGIA																
Feb. 16	at Arkansas																
Feb. 19	FLORIDA																
Feb. 22	at Texas																
Feb. 26	at Texas A&M																
Mar. 1	LSU																

LED TEAM IN...

Category	Number of Times	Record When
Points	-	-
Rebounds	-	-
Assists	-	-
Blocks	-	-
Steals	-	-
Minutes	-	-
3 FG Made	-	-
FT Made	1	1-0
Plus/Minus	-	-

PLAYER PRODUCTION CHART

Category	24-25*	25-26	Career
10+ Points	-	-	-
20+ Points	-	-	-
30+ Points	-	-	-
3+ 3FG Made	-	-	-
5+ FT Made	-	-	-
5+ Assists	-	-	-
10+ Assists	-	-	-
5+ Rebounds	-	-	-
10+ Rebounds	-	-	-
3+ Blocks	-	-	-
3+ Steals	-	-	-

YEAR	TEAM	GP	GS	MIN/AVG	FG-FGA	FG%	3FG-3FGA	3FG%	FT-FTA	FT%	OFF-DEF	REB	RPG	AST	APG	TO	STL	SPG	BLK	BPG	PTS	PPG	DBL	DBL
2024-25*	SBU	6	0	21/3.5	2-4	50.0	0-0	.0	1-4	25.0	2-1	3	0.5	0	0.0	2	2	0.3	0	0.0	5	0.8	0	
2025-26	MSU	4	0	19/4.8	0-3	.0	0-0	.0	3-4	75.0	3-1	4	1.0	0	0.0	0	1	0.2	1	0.2	3	0.8	0	
TOTALS		10	0	40/4.0	2-7	28.6	0-0	.0	4-8	50.0	5-2	7	0.7	0	0.0	2	3	0.3	1	0.1	8	0.8	0	



25

FAVOUR NWAEDOZI

JR. | F | 6-3 | DELTA, NIGERIA | HAKUHO GIRLS' HS | MUKOGAWA WOMEN'S UNIVERSITY (JAPAN)

SCAN OR [CLICK HERE](#) FOR FULL BIO/STATISTICS

SEASON HIGHS

Points	21, vs Southern Miss, 12/14/25
Rebounds	23, vs Southern Miss, 12/14/25
Assists	4, vs Jackson State, 11/13/25
Blocks	2, (4x) Last vs Alcorn State, 11/24/25
Steals	3, vs Mississippi Valley State, 11/9/25
FG Made	10, vs Southern Miss, 12/14/25
FG Attempted	17, vs Southern Miss, 12/14/25
3-PT FG Made	
3-PT FG Attempted	
FT Made	6, vs Jackson State, 11/13/25
FT Attempted	9, vs Jackson State, 11/13/25
Minutes	33, vs Southern Miss, 12/14/25

SEC HIGHS

Points	
Rebounds	
Assists	
Blocks	
Steals	
FG Made	
FG Attempted	
3PT FG Made	
3PT FG Attempted	
FT Made	
FT Attempted	
Minutes	

CAREER HIGHS

Points	21, vs Southern Miss, 12/14/25
Rebounds	23, vs Southern Miss, 12/14/25
Assists	4, vs Jackson State, 11/13/25
Blocks	2, (4x) Last vs Alcorn State, 11/24/25
Steals	3, vs Mississippi Valley State, 11/9/25
F6 Made	10, vs Southern Miss, 12/14/25
FG Attempted	17, vs Southern Miss, 12/14/25
3-PT FG Made	
3-PT FG Attempted	
FT Made	6, vs Jackson State, 11/13/25
FT Attempted	9, vs Jackson State, 11/13/25
Minutes	33, vs Southern Miss, 12/14/25

NOTEABLES

JUNIOR (2025-26)

- Collected career highs of 21 points and 23 rebounds vs Southern Miss (Dec. 14), becoming the first SEC player and third in the nation to collect a 20 point-20 rebound game.
- 16 points and 11 boards vs Charlotte, her fourth double-double (Dec. 7).
- 14 points on 70 percent shooting alongside seven rebounds and two blocks in 18 minutes against Pitt (Dec. 4).
- Led Bulldogs with 13 points against ULM (Nov. 30)
- Scored 13 on 62.5 percent shooting against MTSU with six rebounds (Nov. 25).
- 18 points with 15 rebounds against Jackson State (Nov. 13). Also led team in assists (4) and FTs made (6).
- Picked up 16 rebounds against Mississippi Valley (Nov. 9) and also collected three steals.
- 17 points along with 10 rebounds in her second game in the Maroon and White.
- Collected a double-double in her first game at MSU against Davidson (Nov. 3), scoring 10 points and bringing in 10 rebounds, seven of which came on the offensive glass.

SOPHOMORE-FRESHMAN (2023-25)

- Attended Mukogawa Women's University in Nishinomiya, Japan.
- Played for MWU's Basketball team, known as the Lavy's.
- In the 2025 spring season, she averaged 26 points and 17 rebounds per game, leading the Kensai Women's Spring Basketball Championship.

PERSONAL

- Originally from Nigeria, she moved to Japan during high school, attending Hakuho Girls' HS.
- Experienced a 14 hour time change when she moved to Starkville.

NWAEDOZI'S GAME-BY-GAME STATS

DATE	OPPONENT	GS	MIN	FG-FGA	FG%	3FG-3FGA	3FG%	FT-FTA	FT%	OFF-DEF	REB	PF	AST	TO	STL	BLK	PTS
Nov. 3	DAVIDSON	*	28:52	3-10	.300	0-0	.000	4-7	.571	7-3	10	3	0	1	2	0	10
Nov. 7	GEORGIA STATE	*	25:29	7-10	.700	0-0	.000	3-3	1.000	4-6	10	2	3	1	0	2	17
Nov. 9	MISSISSIPPI VALLEY STATE	*	19:03	3-6	.500	0-0	.000	1-4	.250	8-8	16	0	1	1	3	2	7
Nov. 13	JACKSON STATE	*	28:24	6-8	.750	0-0	.000	6-9	.667	3-12	15	3	4	4	1	1	18
Nov. 20	at Texas Tech	*	23:51	4-8	.500	0-0	.000	1-2	.500	2-7	9	4	1	2	0	2	9
Nov. 24	vs Alcorn State	*	21:58	2-4	.500	0-0	.000	0-2	.000	1-3	4	3	1	2	1	2	4
Nov. 25	vs Middle Tennessee	*	25:25	5-8	.625	0-0	.000	3-4	.750	2-4	6	4	3	2	0	0	13
Nov. 30	ULM	*	21:34	6-10	.600	0-0	.000	1-3	.333	3-4	7	3	2	2	0	0	13
Dec. 4	PITT	*	18:18	7-10	.700	0-0	.000	0-1	.000	3-4	7	0	2	0	0	2	14
Dec. 7	CHARLOTTE	*	24:17	8-13	.615	0-0	.000	0-0	.000	5-6	11	4	0	1	0	1	16
Dec. 14	SOUTHERN MISS	*	32:37	10-17	.588	0-0	.000	1-1	1.000	9-14	23	3	1	0	0	1	21
Dec. 17	ALABAMA STATE																
Dec. 20	at La Salle																
Dec. 28	SAMFORD																
Jan. 1	AUBURN																
Jan. 4	at Oklahoma																
Jan. 8	TENNESSEE																
Jan. 11	at Ole Miss																
Jan. 15	VANDERBILT																
Jan. 18	KENTUCKY																
Jan. 25	at Alabama																
Jan. 29	at Tennessee																
Feb. 1	MISSOURI																
Feb. 5	at South Carolina																
Feb. 12	GEORGIA																
Feb. 16	at Arkansas																
Feb. 19	FLORIDA																
Feb. 22	at Texas																
Feb. 26	at Texas A&M																
Mar. 1	LSU																

LED TEAM IN...

Category	Number of Times	Record When
Points	5	5-0
Rebounds	7	6-1
Assists	1	1-0
Blocks	5	4-1
Steals	1	1-0
Minutes	-	-
3 FG Made	-	-
FT Made	1	1-0
Plus/Minus	2	2-0

PLAYER PRODUCTION CHART

Category	25-26	Career
10+ Points	8	8
20+ Points	1	1
30+ Points	-	-
3+ 3FG Made	-	-
5+ FT Made	1	1
5+ Assists	-	-
10+ Assists	-	-
5+ Rebounds	10	10
10+ Rebounds	6	6
3+ Blocks	-	-
3+ Steals	1	1

YEAR	TEAM	GP	GS	MIN/AVG	FG-FGA	FG%	3FG-3FGA	3FG%	FT-FTA	FT%	OFF-DEF	REB	RPG	AST	APG	TO	STL	SPG	BLK	BPG	PTS	PPG	DBL	DBL
2025-26	MSU	11	11	270/24.5	61-104	58.6	0-0	.0	20-36	55.6	47-71	118	10.7	18	1.6	16	7	0.6	13	1.2	142	12.9	5	
TOTALS		11	11	270/24.5	61-104	58.6	0-0	.0	20-36	55.6	47-71	118	10.7	18	1.6	16	7	0.6	13	1.2	142	12.9	5	



33

33

KHARYSSA RICHARDSON

SR. | F | 6-2 | DOUGLASVILLE, GA. | NEW MANCHESTER HS | AUBURN * | OLE MISS !



SCAN OR [CLICK HERE](#) FOR FULL BIO/STATISTICS

SEASON HIGHS

Points	11, vs ULM, 11/30/25
Rebounds	9, at Texas Tech, 11/20/25
Assists	2, (2x) Last vs Pitt, 12/4/25
Blocks	2, vs Mississippi Valley State, 11/9/25
Steals	2, vs Alcorn State, 11/24/25
FG Made	3, (2x) Last vs Alcorn State, 11/24/25
FG Attempted	9, vs Davidson, 11/4/25
3-PT FG Made	
3-PT FG Attempted	1, vs Mississippi Valley State, 11/9/25
FT Made	7, vs ULM, 11/30/25
FT Attempted	7, vs ULM, 11/30/25
Minutes	29, vs Davidson, 11/4/25

SEC HIGHS

Points	21, vs Tennessee, 1/28/24!
Rebounds	16, vs Florida, 1/30/23*
Assists	2 (4x), Last vs LSU, 3/2/25!
Blocks	3, vs Florida, 1/30/23*
Steals	2, (2x) Last vs Vanderbilt, 2/26/23*
FG Made	9, vs Tennessee, 1/28/24!
FG Attempted	14, vs Florida, 1/30/23*
3PT FG Made	2, vs Tennessee, 1/28/24!
3PT FG Attempted	2, (3x) Last at LSU, 1/16/25!
FT Made	5, (2x) Last vs Alabama, 2/12/23*
FT Attempted	7, Alabama, 2/5/23*
Minutes	35, vs Florida, 1/30/23*

CAREER HIGHS

Points	21, vs Tennessee, 1/28/24!
Rebounds	16, vs Florida, 1/30/23*
Assists	3, vs Ball State, 3/21/25!
Blocks	3, vs Florida, 1/30/23*
Steals	4, vs Alcorn State, 12/30/23!
FG Made	9, vs Tennessee, 1/28/24!
FG Attempted	14, vs Florida, 1/30/23*
3-PT FG Made	2, vs Tennessee, 1/28/24!
3-PT FG Attempted	3, vs Arkansas Pine Bluff, 11/10/24!
FT Made	7, (2x) Last vs ULM, 11/30/25
FT Attempted	7, (3x) Last vs ULM, 11/30/25
Minutes	35, vs Florida, 1/30/23*

NOTEABLES

SENIOR (2025-26)

- Season-high 11 points including seven makes from the charity stripe against ULM (Nov. 30)
- Collected double-digit points for the first time as a Bulldog with 10 against Alcorn State on 50 percent shooting (Nov. 24).
- Season-high nine rebounds against Texas Tech (Nov. 20), which led the Bulldogs.
- Scored eight points against Mississippi Valley. (Nov.9).
- Scored six points and collected six rebounds in MSU debut vs Davidson (Nov. 3).
- First season in the Maroon and White.
- Selected to represent Bulldogs at SEC Media Days.

PRIOR TO MSU (2022-25)

- Spent 2022-23 season at Auburn before spending last two seasons at Ole Miss.
- Averaged 7.2 and 4.2 rebounds in 27 starts at Auburn her freshman year.
- Collected career-high 16 rebounds against Florida while at Auburn.
- Played in 62 games at Ole Miss, making seven starts.
- Collected 9 10+ point games across two seasons.
- Scored career-high 21 points as a Rebel against Tennessee, where she went 9-10 from the field.

PERSONAL

- Attended New Manchester HS
- 5A All-State Selection in 2021

RICHARDSON'S GAME-BY-GAME STATS

DATE	OPPONENT	GS	MIN	FG-FGA	FG%	3FG-3FGA	3FG%	FT-FTA	FT%	OFF-DEF	REB	PF	AST	TO	STL	BLK	PTS
Nov. 3	DAVIDSON	*	29:10	2-9	.222	0-0	.000	2-2	1.000	1-5	6	3	0	3	1	0	6
Nov. 7	GEORGIA STATE	*	22:55	2-6	.333	0-0	.000	2-4	.500	0-3	3	2	2	1	1	1	6
Nov. 9	MISSISSIPPI VALLEY STATE	*	19:15	3-7	.429	0-1	.000	2-2	1.000	0-2	2	1	1	0	0	2	8
Nov. 13	JACKSON STATE	*	18:24	1-5	.200	0-0	.000	0-0	.000	1-5	6	2	1	2	1	0	2
Nov. 20	at Texas Tech		24:44	1-5	.200	0-0	.000	1-2	.500	1-8	9	3	0	3	0	1	3
Nov. 24	vs Alcorn State		23:59	3-6	.500	0-0	.000	4-4	1.000	0-3	3	2	1	2	2	0	10
Nov. 25	vs Middle Tennessee		16:06	2-7	.286	0-0	.000	1-1	1.000	0-3	3	4	0	1	1	0	5
Nov. 30	ULM		19:30	2-6	.333	0-0	.000	7-7	1.000	3-1	4	1	1	2	0	1	11
Dec. 4	PITT		20:26	2-7	.286	0-0	.000	0-0	.000	0-5	5	1	2	0	0	0	4
Dec. 7	CHARLOTTE		12:34	2-3	.667	0-0	.000	0-2	.000	0-3	3	2	0	2	1	0	4
Dec. 14	SOUTHERN MISS	DNP															
Dec. 17	ALABAMA STATE																
Dec. 20	at La Salle																
Dec. 28	SAMFORD																
Jan. 1	AUBURN																
Jan. 4	at Oklahoma																
Jan. 8	TENNESSEE																
Jan. 11	at Ole Miss																
Jan. 15	VANDERBILT																
Jan. 18	KENTUCKY																
Jan. 25	at Alabama																
Jan. 29	at Tennessee																
Feb. 1	MISSOURI																
Feb. 5	at South Carolina																
Feb. 12	GEORGIA																
Feb. 16	at Arkansas																
Feb. 19	FLORIDA																
Feb. 22	at Texas																
Feb. 26	at Texas A&M																
Mar. 1	LSU																

LED TEAM IN...

Category	Number of Times	Record When
Points	-	-
Rebounds	1	1-0
Assists	-	-
Blocks	-	-
Steals	1	1-0
Minutes	-	-
3 FG Made	-	-
FT Made	1	1-0
Plus/Minus	-	-

PLAYER PRODUCTION CHART

Category	22-23*	23-24!	24-25!	25-26	Career
10+ Points	8	6	3	2	19
20+ Points	-	1	-	-	1
30+ Points	-	-	-	-	-
3+ 3FG Made	-	-	-	-	-
5+ FT Made	1	1	-	1	3
5+ Assists	-	-	-	-	-
10+ Assists	-	-	-	-	-
5+ Rebounds	14	5	1	4	24
10+ Rebounds	1	-	1	-	2
3+ Blocks	1	-	-	-	1
3+ Steals	1	2	-	-	3

YEAR	TEAM	GP	GS	MIN/AVG	FG-FGA	FG%	3FG-3FGA	3FG%	FT-FTA	FT%	OFF-DEF	REB	RPG	AST	APG	TO	STL	SPG	BLK	BPG	PTS	PPG	DBL	DBL
2022-23*	AU	28	27	597/21.3	79-182	43.4	0-8	.0	43-55	78.2	54-77	131	4.7	7	0.2	37	25	0.9	24	0.9	201	7.2		1
2023-24*	OM	33	6	523/15.8	70-159	44.0	8-16	50.0	45-65	69.2	26-75	101	3.1	15	0.5	50	18	0.5	16	0.5	193	5.8		0
2024-25*	OM	29	1	289/10.0	39-98	39.8	4-15	26.7	24-31	77.4	13-31	44	1.5	11	0.4	28	5	0.2	9	0.3	106	3.7		0
2025-26	MSU	10	4	207/20.7	20-61	32.8	0-1	.0	19-24	79.2	6-38	44	4.4	8	0.8	16	7	0.7	5	0.5	59	5.9		0
TOTALS		100	38	1615/16.2	208-500	41.6	12-40	30.0	131-175	74.9	99-221	320	3.2	41	0.4	131	55	0.6	54	0.5	559	5.6		1



40

MADISON FRANCIS

FR. | F | 6-2 | LANCASTER, N.Y. | LANCASTER CENTRAL HS



SCAN OR [CLICK HERE](#) FOR FULL BIO/STATISTICS

SEASON HIGHS

Points	17, (2x) Last vs Middle Tennessee, 11/25/25
Rebounds	13, vs ULM, 11/30/25
Assists	4, vs Alcorn State, 11/24/25
Blocks	7, vs Charlotte, 12/7/25
Steals	3, (2x) Last vs Alcorn State, 11/24/25
FG Made	7, (2x) Last vs Middle Tennessee, 11/25/25
FG Attempted	12, (2x) Last at Texas Tech, 11/20/25
3-PT FG Made	1, (2x) Last vs Middle Tennessee, 11/25/25
3-PT FG Attempted	4, vs Mississippi Valley State, 11/9/25
FT Made	6, vs Alcorn State, 11/24/25
FT Attempted	6, (2x) Last vs Charlotte, 12/7/25
Minutes	36, vs ULM, 11/30/25

SEC HIGHS

Points	
Rebounds	
Assists	
Blocks	
Steals	
FG Made	
FG Attempted	
3PT FG Made	
3PT FG Attempted	
FT Made	
FT Attempted	
Minutes	

CAREER HIGHS

Points	17, (2x) Last vs Middle Tennessee, 11/25/25
Rebounds	13, vs ULM, 11/30/25
Assists	4, vs Alcorn State, 11/24/25
Blocks	7, vs Charlotte, 12/7/25
Steals	3, (2x) Last vs Alcorn State, 11/24/25
FG Made	7, (2x) Last vs Middle Tennessee, 11/25/25
FG Attempted	12, (2x) Last at Texas Tech, 11/20/25
3-PT FG Made	1, (2x) Last vs Middle Tennessee, 11/25/25
3-PT FG Attempted	4, vs Mississippi Valley State, 11/9/25
FT Made	6, vs Alcorn State, 11/24/25
FT Attempted	6, (2x) Last vs Charlotte, 12/7/25
Minutes	36, vs ULM, 11/30/25

NOTEABLES

FRESHMAN (2025-26)

- Eighth 10+ point performance in nine games with 14 points and seven boards vs Charlotte (Dec. 7).
- First career double-double against Pitt (10 points, 10 reb.) (Dec. 4).
- Named Tamika Catchings USBWA National Freshman of the Week on December 2.
- Eight points and career-high 13 rebounds against ULM (Nov. 30)
- Back-to-back 15+ point performances against Alcorn State and MTSU, which led her to being named Emerald Coast Classic MVP. Tied season-high of six blocks against MTSU (Nov. 25).
- Collected fourth straight 10+ point game in her first career start against Texas Tech (Nov. 20), finishing with 10.
- Secured season-highs of 17 points, eight rebounds and three assists against Mississippi Valley (Nov. 9).
- Collected eight points and six blocks in Mississippi State debut against Davidson (Nov. 3).
- Her six blocks were the most by any Bulldog since December 29, 2023.

PERSONAL (2025-26)

- Played four seasons at Lancaster HS under head coach Jayson Jaskier.
- Averaged 24.8 points, 12.6 rebounds, 4.5 steals, 3.6 assists and 3.0 blocks throughout her HS career.
- Collected over 2000 points and 1000 rebounds.
- Won Gold with 2024 USA Women's USA U18 National Team at 2024 Fiba U18 AmeriCup.
- One of 12 HS players to be elected to play in the 2025 USA Women's Nike Hoop Summit.
- Selected to participate in the 2025 USA Basketball U19 National Team Trials.

FRANICS' GAME-BY-GAME STATS

DATE	OPPONENT	GS	MIN	FG-FGA	FG%	3FG-3FGA	3FG%	FT-FTA	FT%	OFF-DEF	REB	PF	AST	TO	STL	BLK	PTS
Nov. 3	DAVIDSON		31:09	3-8	.375	0-1	.000	2-4	.500	1-3	4	3	1	3	0	6	8
Nov. 7	GEORGIA STATE		22:13	4-10	.400	0-2	.000	2-3	.667	4-2	6	3	1	4	0	1	10
Nov. 9	MISSISSIPPI VALLEY STATE		24:25	7-12	.583	1-4	.250	2-2	1.000	4-4	8	0	3	2	2	5	17
Nov. 13	JACKSON STATE		29:51	5-9	.556	0-3	.000	1-2	.500	1-1	2	4	1	1	3	3	11
Nov. 20	at Texas Tech	*	23:09	5-12	.417	0-2	.000	0-1	.000	0-4	4	5	0	3	0	1	10
Nov. 24	vs Alcorn State	*	30:31	4-6	.667	1-3	.333	6-6	1.000	2-4	6	2	4	3	3	1	15
Nov. 25	vs Middle Tennessee	*	32:32	7-11	.636	1-2	.500	2-2	1.000	3-3	6	4	3	0	1	6	17
Nov. 30	ULM	*	36:03	3-10	.300	0-1	.000	2-2	1.000	8-5	13	2	2	5	2	3	8
Dec. 4	PITT	*	29:24	4-10	.400	0-1	.000	2-4	.500	3-7	10	1	2	2	2	2	10
Dec. 7	CHARLOTTE	*	32:27	5-11	.455	0-3	.000	4-6	.667	3-4	7	1	1	2	1	7	14
Dec. 14	SOUTHERN MISS	*	25:26	2-11	.182	0-0	.000	3-4	.750	3-2	5	2	0	1	1	1	7
Dec. 17	ALABAMA STATE																
Dec. 20	at La Salle																
Dec. 28	SAMFORD																
Jan. 1	AUBURN																
Jan. 4	at Oklahoma																
Jan. 8	TENNESSEE																
Jan. 11	at Ole Miss																
Jan. 15	VANDERBILT																
Jan. 18	KENTUCKY																
Jan. 25	at Alabama																
Jan. 29	at Tennessee																
Feb. 1	MISSOURI																
Feb. 5	at South Carolina																
Feb. 12	GEORGIA																
Feb. 16	at Arkansas																
Feb. 19	FLORIDA																
Feb. 22	at Texas																
Feb. 26	at Texas A&M																
Mar. 1	LSU																

LED TEAM IN...

Category	Number of Times	Record When
Points	2	2-0
Rebounds	3	3-0
Assists	1	1-0
Blocks	7	7-0
Steals	5	5-0
Minutes	3	3-0
3 FG Made	1	1-0
FT Made	3	3-0
Plus/Minus	1	1-0

PLAYER PRODUCTION CHART

Category	25-26	Career
10+ Points	8	8
20+ Points	-	-
30+ Points	-	-
3+ 3FG Made	-	-
5+ FT Made	1	1
5+ Assists	-	-
10+ Assists	-	-
5+ Rebounds	8	8
10+ Rebounds	2	2
3+ Blocks	6	6
3+ Steals	2	2

YEAR	TEAM	GP	GS	MIN/AVG	FG-FGA	FG%	3FG-3FGA	3FG%	FT-FTA	FT%	OFF-DEF	REB	RPG	AST	APG	TO	STL	SPG	BLK	BPG	PTS	PPG	DBL	DBL
2025-26	MSU	11	7	317/28.8	49-110	44.6	3-22	13.6	26-36	72.2	32-39	71	6.5	18	1.6	26	15	1.4	36	3.3	127	11.5	1	
TOTALS		11	7	317/28.8	49-110	44.6	3-22	13.6	26-36	72.2	32-39	71	6.5	18	1.6	26	15	1.4	36	3.3	127	11.5	1	

2025-26 TV/RADIO ROSTER



1 SANIYAH KING
So. | G | 5-7 | Washington, D.C.
Howard



2 DESTINEY MCPHAUL
R-Sr. | G | 5-9 | Philadelphia, Pa.
Northwest Florida State College/Temple



4 TRAYANNA CRISP
Sr. | G | 5-8 | Goodyear, Ariz.
Arizona State/North Carolina



5 CHANDLER PRATER
Gr. | G/F | 5-10 | Kansas City, Mo.
Oklahoma State/Kansas



8 AWA FANE
Jr. | G/F | 5-8 | Thies, Senegal
Panola College



10 JAYLAH LAMPLEY
Fr. | G | 6-1 | Fishers, Ind.
Lawrence Central HS



13 ROCÍO JIMÉNEZ
R-Fr. | C | 6-7 | Elías Piña, Dominican Republic
Central Pointe Christian Academy



22 NATALIYAH GRAY
Fr. | F | 6-3 | Houston, Texas
Alief Taylor HS



23 FAITH WYLDER
So. | C | 6-6 | New York, N.Y.
Stony Brook



25 FAVOUR NWAEDOZI
Jr. | F | 6-3 | Delta, Nigeria
Mukogawa Women's University (Japan)



33 KHARYSSA RICHARDSON
Sr. | F | 6-2 | Douglasville, Ga.
Auburn/Ole Miss



40 MADISON FRANCIS
Fr. | F | 6-2 | Lancaster, N.Y.
Lancaster Central HS



SAM PURCELL
Head Coach
Fourth Season



FRED CASTRO
Associate Head Coach
Second Season



ANITA HOWARD
Assistant Coach
Second Season
















SAMANTHA WILLIAMS
Assistant Coach
Second Season



TONY DUKES
Assistant Coach/Scouting
Third Season

TV/RADIO CHART

1		SANIYAH KING Guard 5-7 So. Washington, D.C. Bishop Ireton HS Howard	GP-GS 2025-26 CAREER	PPG 8-0 40-31	RPG 3.2 9.8	APG 2.1 2.9	FG% 1.4 3.9	FG% 28.1 35.5	3FG% 26.7 33.0	FT% 80.0 75.0	SPG 0.6 1.4	MPG 17.0 35.5	<ul style="list-style-type: none"> Collected season-highs of eight points and four assists vs Pitt (Dec. 4), including a pair of threes. Scored five points against Texas Tech (Nov. 20) and Middle Tennessee State (Nov. 25) 2025 MEAC Rookie of the Year
2		DESTINEY MCPHAUL Guard 5-9 R-Sr. Philadelphia, Pa. West Catholic HS Temple Northwest Florida State CC	GP-GS 2025-26 CAREER	PPG 11-11 42-12	RPG 13.2 9.4	APG 2.6 2.6	FG% 3.0 49.5	FG% 54.6 38.6	3FG% 39.6 79.8	FT% 74.1 1.3	SPG 1.6 24.3	MPG 29.8 24.3	<ul style="list-style-type: none"> 14 points while tying season-high three 3FGs vs Southern Miss. Career-high 22 points on 61.5 percent shooting against Pitt in 22 minutes (Dec. 4). Scored 20 points for the first time on opening night against Davidson (Nov. 3) on 60 percent shooting.
4		TRAYANNA CRISP Guard 5-8 Sr. Goodyear, Ariz. Millennium HS Arizona State North Carolina	GP-GS 2025-26 CAREER	PPG 11-11 98-47	RPG 8.1 7.9	APG 2.1 1.7	FG% 2.6 37.8	FG% 43.3 30.7	3FG% 42.9 76.2	FT% 81.3 0.8	SPG 1.0 24.0	MPG 26.5 24.0	<ul style="list-style-type: none"> Has hit a three in 10 straight games. Fourth 10+ point game with 12 against Southern Miss (Dec. 14). Tied season-high of 12 against Texas Tech (Nov. 20) Scored a season-high 12 points with four rebounds, three assists and three steals vs Jackson State (Nov. 13)
5		CHANDLER PRATER Guard/Forward 5-10 Gr. Kansas City, Mo. North Kansas City HS Kansas Oklahoma State	GP-GS 2025-26 CAREER	PPG 11-11 136-59	RPG 10.5 7.3	APG 6.4 4.6	FG% 2.7 1.8	FG% 46.3 42.0	3FG% 45.5 30.0	FT% 85.7 81.5	SPG 1.1 1.1	MPG 23.2 21.9	<ul style="list-style-type: none"> Second DBL DBL vs Southern Miss with 18 PTS, 10 REBS. First MSU double double with 13 PTS and 14 REBS vs Charlotte (Dec. 17). Scored a career-high 25 points while tying career-high four makes from distance against Mississippi Valley (Nov. 9)
8		AWA FANE Guard 5-8 Jr. Thies, Senegal Life Preparatory Academy (Kan.) Panola College	GP-GS 2025-26 CAREER	PPG 9-0 9-0	RPG 2.9 2.9	APG 0.6 0.6	FG% 0.6 43.5	FG% 43.5 40.0	3FG% 40.0 100.0	FT% 100.0 0.2	SPG 0.2 9.9	MPG 9.9 9.9	<ul style="list-style-type: none"> Knocked down a trio of three-pointers in the second quarter against Georgia State (Nov. 7). Finished with 11 points. Spent first two seasons at the junior college level. 2025 NJCAA First Team All-American Earned 3+ steals 18 times last season.
10		JAYLAH LAMPLEY Guard 6-1 Fr. Fishers, Ind. Lawrence Central HS	GP-GS 2025-26 CAREER	PPG 11-0 11-0	RPG 9.0 9.0	APG 5.3 5.3	FG% 1.1 51.2	FG% 51.2 36.4	3FG% 36.4 47.4	FT% 47.4 0.9	SPG 0.9 21.1	MPG 21.1 21.1	<ul style="list-style-type: none"> Scored eight points with nine rebounds vs Southern Miss (Dec. 14). 12 points on 75 percent shooting vs Charlotte (Dec. 7). Career-high 17 points on 7-8 shooting against Jackson State (Nov. 13).
13		ROCIO JIMÉNEZ Center 6-7 R-So. Elias Piña, Dominican Republic Central Pointe Christian Academy	GP-GS 2025-26 CAREER	PPG 6-0 6-0	RPG 1.5 1.5	APG 0.7 0.7	FG% 0 57.1	FG% 57.1 .000	3FG% .000 50.0	FT% 50.0 0.3	BPG 0.3 2.7	MPG 2.7 2.7	<ul style="list-style-type: none"> Scored first career points against Mississippi Valley (Nov. 9) after earning nine points and three rebounds in five minutes. Redshirted first two seasons due to an injury sustained prior to Mississippi State. Reclassified to join the program in December of 2023.
22		NATALIYAH GRAY Forward 6-3 Fr. Houston, Texas Alief Taylor HS	GP-GS 2025-26 CAREER	PPG 8-0 8-0	RPG 2.4 2.4	APG 1.8 1.8	FG% 0.4 35.7	FG% 35.7 .000	3FG% .000 56.3	FT% 56.3 0.1	BPG 0.1 5.0	MPG 5.0 5.0	<ul style="list-style-type: none"> Scored 15 points and collected seven rebounds, all in the second half against Mississippi Valley (Nov. 9). 91st ranked recruit in the 2025 class according to ESPN. Averaged 22.0 points, 11.7 rebounds, 2.7 blocks, 1.0 steals and 1.2 assists over high school career.
23		FAITH WYLDER Center 6-6 So. New York, N.Y. Pontomac Homeschool Christian Stony Brook	GP-GS 2025-26 CAREER	PPG 4-0 10-0	RPG 0.8 0.8	APG 1.0 0.7	FG% 0.0 28.6	FG% .000 .000	3FG% .000 50.0	FT% 75.0 50.0	BPG 0.2 0.1	MPG 4.8 4.0	<ul style="list-style-type: none"> Scored first points in the Maroon and White with three points against Southern Miss (Dec. 14). First season in the Maroon and White. Sidelined the majority of the 2024-25 season at Stony Brook due to injury.
25		FAVOUR NWAEDOZI Forward 6-3 Jr. Delta, Nigeria Hakuho Girls' HS (Japan) Mukogawa Women's University (Japan)	GP-GS 2025-26 CAREER	PPG 11-11 11-11	RPG 12.9 10.7	APG 1.6 1.6	FG% 58.6 58.6	FG% .000 .000	3FG% 55.6 55.6	FT% 1.2 1.2	BPG 24.5 24.5	MPG 24.5 24.5	<ul style="list-style-type: none"> Career-highs of 21 points and 23 rebounds vs Southern Miss (Dec. 14), becoming the first SEC and third player in the nation to have a 20 pt-20 reb game this season. Led team with 18 points, 15 rebounds and four assists on 75 percent shooting against Jackson State (Nov. 13)
33		KHARYSSA RICHARDSON Forward 6-2 Sr. Douglasville, Ga. New Manchester HS Auburn Ole Miss	GP-GS 2025-26 CAREER	PPG 10-4 100-38	RPG 5.9 5.6	APG 4.4 3.2	FG% 0.8 41.4	FG% 32.8 30.0	3FG% .000 74.9	FT% 79.2 0.5	BPG 0.5 16.2	MPG 20.7 16.2	<ul style="list-style-type: none"> Season-high 11 points vs ULM (Nov. 30) 10 points against Alcorn State (Nov. 24) on 50 percent shooting. Season-high nine boards against Texas Tech (Nov. 20). First season in the Maroon and White. Averaged 7.2 points and 4.7 rebounds freshman year at Auburn.
40		MADISON FRANCIS Forward 6-2 Fr. Lancaster, N.Y. Lancaster Central HS	GP-GS 2025-26 CAREER	PPG 11-7 11-7	RPG 11.5 11.5	APG 6.5 6.5	FG% 1.6 44.6	FG% 44.6 13.6	3FG% 13.6 72.2	FT% 72.2 3.3	BPG 3.3 29.2	MPG 29.2 29.2	<ul style="list-style-type: none"> 14 pts, seven blocks and seven rebounds vs Charlotte (Dec. 7). Tamika Catchings USBWA Freshman of the Week (Dec. 2) 3.5 BPG ranks first in the SEC and second in the nation. Made first career start at Texas Tech, scoring 10 (Nov. 20). Six blocks in collegiate debut against Davidson (Nov. 3)
HC		SAM PURCELL Head Coach 4th Season ALMA MATER: Auburn	<ul style="list-style-type: none"> Entering 25-26, has won more overall games (67) and SEC games (24) than any head coach throughout their first three seasons in Bulldog history. Signed the program's second-best signing class when him and his staff inked Lampley, Francis and Gray, resulting in the 10th-ranked signing class. (2019 - 6th ranked class) Only coach to bring Mississippi State to at least one NCAA Tournament in first three seasons: He's done so twice. (2023, 2025). 										