

MISSISSIPPI STATE

WOMEN'S BASKETBALL

86 ALL-SEC HONORS | 61 ALL-AMERICAN HONORS | 13 NCAA TOURNAMENT APPEARANCES | 4 SWEET SIXTEENS | 2 NCAA FINAL FOURS | 3 SEC CHAMPIONSHIPS

2025-26 SCHEDULE

RECORD	12-1
NON-CONFERENCE	12-1
SEC	0-0
HOME	9-0
AWAY	1-1
NEUTRAL	2-0

DATE MSU OPP OPPONENT TV TIME/RESULT

NOVEMBER (7-1)

N3	-	-	Davidson	SECN+	W, 66-57
N7	-	-	Georgia State	SECN+	W, 88-62
N9	-	-	MS Valley State	SECN+	W, 107-43
N13	-	-	Jackson State	SECN+	W, 82-55
N20	-	-	at Texas Tech	ESPN+	L, 62-69
N24	-	-	vs Alcorn State!	Flo Sports	W, 65-51
N25	-	-	vs Middle Tenn!	Flo Sports	W, 69-47
N30	-	-	ULM	SECN+	W, 66-54

DECEMBER (5-0)

D4	-	-	Pitt^	SECN	W, 79-44
D7	-	-	Charlotte	SECN+	W, 89-59
D14	-	-	Southern Miss	SECN+	W, 87-64
D17	-	-	Alabama State	SECN+	W, 105-57
D20	-	-	at La Salle	ESPN+	W, 85-37
D28	-	-	Samford	SECN+	2 p.m.

JANUARY

J1	-	-	Auburn*	SECN+	6:30 p.m.
J4	-	8	at Oklahoma*	SECN+	2 p.m.
J8	-	23	Tennessee*	SECN+	6:30 p.m.
J11	-	15	at Ole Miss*	SECN	5 p.m.
J15	-	12	Vanderbilt*	SECN	5:30 p.m.
J18	-	11	Kentucky*	SECN+	2 p.m.
J25	-	RV	at Alabama*	SECN+	2 p.m.
J29	-	23	at Tennessee*	SECN+	5:30 p.m.

FEBRUARY

F1	-	-	Missouri*	SECN+	2 p.m.
F5	-	3	at South Carolina*	SECN	5:30 p.m.
F12	-	-	Georgia*	SECN+	6:30 p.m.
F16	-	-	at Arkansas*	SECN	6:30 p.m.
F19	-	-	Florida*	SECN+	6:30 p.m.
F22	-	2	at Texas*	SECN	1 p.m.
F26	-	-	at Texas A&M*	SECN+	7 p.m.

MARCH

M1	-	5	LSU*	SECN	3 p.m.
M4-8			2025 SEC Tournament	Greenville, S.C.	

All Times Central | Rankings listed reflect date of game

* - SEC game | ^ - ACC/SEC Challenge | ! - Emerald Coast Classic

All games on ESPN networks (ESPN, ESPN2, ESPNU, and SECN) are also available through the ESPN App or ESPN.com/watch.

SERIES HISTORY

OVERALL	2-0
STREAK	W2
IN STARKVILLE	2-0
LAST MEETING	W, 68-47, Starkville, Miss., 11/13/15
LAST 10 MEETINGS	W2
UNDER PURCELL	FIRST MEETING

6

Madison Francis has collected six or more blocks in three games this season, making her the only player in the country to have three or more 6+ block games.

GAME 14 | DEC. 28, 2025 | 2 P.M. CT | STARKVILLE, MISS. | HUMPHREY COLISEUM



VS



MISSISSIPPI STATE BULLDOGS (12-1, 0-0 SEC)

In The Polls - AP: N/A | USA Today Coaches' Poll: N/A

NET Ranking: 37

Last Game: W, at La Salle, 85-37 (12/20/25)

Streak: W8

Head Coach: Sam Purcell

Record at MSU: 79-36 (Fourth Season)

Career Record: SAME

SAMFORD BULLDOGS (6-9, 0-0 SOCON)

In The Polls - AP: N/A | USA Today Coaches' Poll: N/A

NET Ranking: 293

Last Game: L, at UAB, 49-65 (12/22/25)

Streak: L1

Head Coach: Matt Wise

Record at Samford: 6-9 (First Season)

Career Record: SAME

TIPPING IT OFF

LAST TIME OUT

• Mississippi State won their eighth consecutive game when they traveled to Philadelphia, Pennsylvania and took down the La Salle Explorers, 85-37.

• Jaylah Lampley led the Bulldogs in scoring for the first time this season as she scored a season-high 18 points off the bench. Lampley shot 8-12 from the floor, and also collected six rebounds.

• Destiney McPhaul earned her first double double, as she stuffed the stat sheet with 16 points, 10 assists, six steals and six rebounds. She is the third Bulldog in the last 10 years to collect a point/assist double double.

• Favour Nwaedozi earned her sixth double double of the season with 13 points and 15 rebounds.

• Chandler Prater extended her double double streak to four games, as she collected 10 points and 10 rebounds.

• Trayanna Crisp finished the contest with 10 points as well.

• Five Bulldog scored in double figures in the contest, marking the fifth time the Bulldogs have had five or more in double figures in a game this season.

SCOUTING THE OPPONENT - SAMFORD

• Samford holds an 6-9 record entering Saturday's contest after dropping their last contest to UAB.

• Kaylee Yarbrough (12.9 ppg) and Briana Rivera (11.7) lead the

HOW TO FOLLOW THE DAWGS

WATCH: SECN+

PxP - Bart Gregory

Analyst - Cody Blaszcak

LISTEN: Hail State On-Demand

Online - HailState.com

Radio - Starkville - 96.1

PxP - Jason Crowder

Analyst - Amy Pryor

LIVE STATS: Stat Broadcast

Online - msu.statbroadcast.com

SOCIAL MEDIA

@HailStateWBK

Bulldogs as the only two players averaging in double figures.

• Samford is 2-7 in road games this season.

STATE IN NON-CONFERENCE PLAY

• Under head coach Sam Purcell, State is 49-6 in regular season non-conference play.

• Inside Humphrey Coliseum, the Bulldogs are 30-1 in regular season non-conference play. The only loss came in Purcell's second season against Miami, where only seven players were available for the game

• Purcell is 2-1 against SoCon opponents, with both victories coming inside The Hump.

SPREADING THE LOVE

• The Bulldogs have been showing that scoring can come from anyone this season.

• Four Bulldogs are averaging 10+ points per game: Nwaedozi (13.5), McPhaul (12.4), Francis (12.4) and Prater (10.5).

• Jaylah Lampley is just shy of being the fifth Bulldog to average 10+ (9.9 ppg).

• Six different Bulldogs have led the team in scoring this season.

Favour Nwaedozi has led the Bulldogs in scoring in five games.

• Five Bulldogs scored in double figures against Alabama State and La Salle, marking the first time five Bulldogs have done such in back to back games since November 2019.

PROBABLE STARTERS (BASED OFF LAST GAME)

#	NAME	POS.	HT.	CL.	HOMETOWN	GP-GS	MPG	PPG	RPG	APG	FG%	FT%	OTHER
2	Destiney McPhaul	G	5-9	R-Sr.	Philadelphia, Pa.	13-13	39.3	12.4	2.8	3.6	53.2	75.9	2.0 SPG
4	Trayanna Crisp	G	5-8	Sr.	Goodyear, Ariz.	13-13	26.5	8.2	1.9	2.9	42.4	77.8	40.4 3FG%
5	Chandler Prater	G/F	5-10	Gr.	Kansas City, Mo.	13-13	23.7	10.5	7.0	2.6	45.1	87.2	1.2 SPG
25	Favour Nwaedozi	F	6-3	Jr.	Delta, Nigeria	13-13	24.0	13.5	10.8	1.7	60.7	61.4	1.1 BPG
40	Madison Francis	F	6-2	Fr.	Lancaster, N.Y.	13-8	27.8	12.4	6.4	1.7	48.1	72.7	3.2 BPG

5

Five Bulldogs scored 10+ points in back-to-back games against Alabama St and La Salle, the first time five Bulldogs have done such in consecutive games since 2019.

30

The Bulldogs have shot 30+ Free Throws in two games this season. They last time they shot 30+ free throws before this season was in 2023.

NUMERICAL ROSTER

#	NAME	POS.	HT.	CL.	EXP.	HOMETOWN / HIGH SCHOOL / PREVIOUS SCHOOL
1	Saniyah King	G	5-7	So.	TR	Washington, D.C. / Bishop Ireton HS / Howard
2	Destiney McPhaul	G	5-9	R-Sr.	1L	Philadelphia, Pa. / West Catholic HS / Temple / Northwest Florida State College
4	Trayanna Crisp	G	5-8	Sr.	TR	Goodyear, Ariz. / Millenium HS / Arizona State / North Carolina
5	Chandler Prater	G/F	5-10	Gr.^	1L	Kansas City, Mo. / North Kansas City HS / Kansas / Oklahoma State
8	Awa Fane	G	5-8	Jr.	TR	Thies, Senegal / Life Preparatory Academy / Panola College
10	Jaylah Lampley	G	6-1	Fr.	HS	Fishers, Ind. / Lawrence Central HS
13	Rocío Jiménez	C	6-7	R-So.	2L	Elías Piña, Dominican Republic / Central Pointe Christian Academy
22	Nataliyah Gray	F	6-3	Fr.	HS	Houston, Texas / Alief Taylor HS
23	Faith Wylder	C	6-6	So.	TR	New York, N.Y. / Pontomac Homeschool Christian Academy / Stony Brook
25	Favour Nwaedozi	F	6-3	Jr.	TR	Delta, Nigeria / Hakuho Girls' HS (Japan) / Mukogawa Women's University (Japan)
33	Kharyssa Richardson	F	6-2	Sr.	TR	Douglasville, Ga. / New Manchester HS / Auburn / Ole Miss
40	Madison Francis	F	6-2	Fr.	HS	Lancaster, N.Y. / Lancaster Central HS

^ Exercising extra year of eligibility granted by NCAA for 2020-21 season due to Covid-19

ALPHABETICAL ROSTER

#	NAME	POS.	HT.	CL.	EXP.	HOMETOWN / HIGH SCHOOL / PREVIOUS SCHOOL
4	Trayanna Crisp	G	5-8	Sr.	TR	Goodyear, Ariz. / Millenium HS / Arizona State / North Carolina
8	Awa Fane	G	5-8	Jr.	TR	Thies, Senegal / Life Preparatory Academy / Panola College
40	Madison Francis	F	6-2	Fr.	HS	Lancaster, N.Y. / Lancaster Central HS
22	Nataliyah Gray	F	6-3	Fr.	HS	Houston, Texas / Alief Taylor HS
8	Awa Fane	G	5-8	Jr.	TR	Thies, Senegal / Life Preparatory Academy / Panola College
13	Rocío Jiménez	C	6-7	R-So.	2L	Elías Piña, Dominican Republic / Central Pointe Christian Academy
10	Jaylah Lampley	G	6-1	Fr.	HS	Fishers, Ind. / Lawrence Central HS
2	Destiney McPhaul	G	5-9	R-Sr.	1L	Philadelphia, Pa. / West Catholic HS / Temple / Northwest Florida State College
25	Favour Nwaedozi	F	6-3	Jr.	TR	Delta, Nigeria / Hakuho Girls' HS (Japan) / Mukogawa Women's University (Japan)
5	Chandler Prater	G/F	5-10	Gr.^	1L	Kansas City, Mo. / North Kansas City HS / Kansas / Oklahoma State
33	Kharyssa Richardson	F	6-2	Sr.	TR	Douglasville, Ga. / New Manchester HS / Auburn / Ole Miss
23	Faith Wylder	C	6-6	So.	TR	New York, N.Y. / Pontomac Homeschool Christian Academy / Stony Brook

^ Exercising extra year of eligibility granted by NCAA for 2020-21 season due to Covid-19

COACHING STAFF

Head Coach	Sam Purcell	Fourth Season / Same Overall	Auburn '03
Associate Head Coach / Offensive Coordinator	Fred Castro	Second Season	Oklahoma '04
Assistant Coach / Recruiting Coordinator	Anita Howard	Second Season	Armstrong State '03
Assistant Coach	Samantha Williams	Second Season	Auburn '96
Senior Director of Scouting and Analytics / Assistant Coach	Tony Dukes	Third Season	Clayton State '13

SUPPORT STAFF

Assistant A.D. / Women's Basketball Recruiting Operations	Jimmy Yu	Fourth Season	Louisville '16
Director of Women's Basketball Operations	Amy Pryor	First Season	Oklahoma Baptist '10
Strength and Conditioning	Kaiti Jones	Fourth Season	Central Michigan '12
Athletic Trainer	Taylor Pitts	Fourth Season	Aquinas College '18
Counseling and Sports Psychology	Allison Rogers	Third Season	William Carey '12
Sports Information Director	Will Simmons	Second Season	Mississippi State '24
Creative Content Coordinator	Noah Madison	Third Season	Mississippi State '23

PRONUNCIATION GUIDE

NAME	PRONUNCIATION
Trayanna Crisp	Tray-Ah-Nuh
Awa Fane	Ah – Wuh Fah – Nay
Rocío Jiménez	Row – See – Oh Him – Men – Ez
Saniyah King	Suh – Ni – Yuh
Destiney McPhaul	Mick – Fall
Favour Nwaedozi	Favor Way-Doe-Zee

SOCIAL MEDIA ROSTER

NAME	TWITTER	INSTAGRAM
Saniyah King		__saniyahk
Destiney McPhaul	DestineyMcphaul	d1_des
Trayanna Crisp		tray4c
Chandler Prater	Channy_Chan25	chan_cp5
Awa Fane		faneawa8
Jaylah Lampley	JaylahLampley	jaylah.lampley
Rocío Jiménez	mxrociojimenez	rocio_jimenez_
Nataliyah Gray	D1Tally	d1_tally2
Faith Wylder		misswnba
Favour Nwaedozi	phavy_lucky25	iamphavylucky
Kharyssa Richardson	Kharyssa33	kharyssa
Madison Francis	Madison28185042	mattie.__.06

QUICK FACTS

UNIVERSITY INFORMATION

Location	Starkville, Miss.
Enrollment	23,150
Founded	Feb. 28, 1878
Nickname	Bulldogs
School Colors	Maroon (PANTONE 4102c) and White
Conference	Southeastern
President	Dr. Mark Keenum
Director of Athletics	Zac Selmon

HISTORY

Season of Basketball (First Season)	52nd (1974-75)
All-Time Record	854-680 (52nd Season)
All-Time Conference Record	240-329 (43rd Season)
SEC Regular-Season Titles (Last)	2 (2019)
SEC Tournament Titles (Last)	1 (2019)
SEC Tournament Record	27-45
NCAA Tournament Appearances (Last)	13 (2025)
NCAA Tournament Record	25-13
NCAA Final Four Appearances (Last)	2 (2018)
NCAA Championship Appearances (Last)	2 (2018)

HUMPHREY COLISEUM

Year Opened	(1975) 51st Season
All-Time Record (Win %)	494-219 (69.2%)
Record Under Purcell (Win %)	46-11 (80.7%)

2024-25 REVIEW

Overall Record	22-12
SEC Record (Finish)	7-9 (10th)
Home Record	10-4
Road Record	6-7
Neutral Record	6-1

2024-25 TEAM INFORMATION

Returners/Lost	3 (2 active)/9
Starters Returning/Lost	1/5 (Min. 10 Starts)
Newcomers	9
Freshmen	3
Sophomores	2
Juniors	3
Seniors	3
Graduates	1

WEB/SOCIAL MEDIA

Website	HailState.com
X (Twitter)/Instagram	@HailStateWBK
Facebook	Facebook.com/HailStateWBK
Hashtag	#HailState

MEDIA INFORMATION

CREDENTIALS

Outlets interested in obtaining credentials to cover Mississippi State women's basketball home games must apply for credentials at <https://hailst.at/MBKWBKcredentials>.

WEEKLY PRESS CONFERENCES

Throughout non-conference play, Head Coach Sam Purcell will typically host weekly media press conferences in the Humphrey Coliseum Media Room. All press conferences will be uploaded to HailState.com and Mississippi State Athletics' YouTube. Contact Communications Director Will Simmons for more information.

COMMUNICATIONS CONTACT INFORMATION

WILL SIMMONS

Assistant Director/Communications (WBB/WG)

EMAIL: wsimmons@athletics.msstate.edu

CELL: (662) 297-6734

MATCHUP BREAKDOWN



MISSISSIPPI ST	CATEGORY	SAMFORD
12-1	RECORD	6-9
W8	STREAK	L1
80.8	POINTS/GAME	59.5
53.8	OPP. POINTS/GAME	66.5
+27.0	POINT MARGIN	-7.0
47.3	FIELD-GOAL PERCENTAGE	37.2
33.9	OPP. FIELD-GOAL PERCENTAGE	41.2
35.7	THREE-POINT FIELD-GOAL PERCENTAGE	30.9
29.7	OPP. THREE-POINT FIELD-GOAL PERCENTAGE	30.0
6.2	THREE-POINT FIELD GOALS MADE/GAME	9.0
6.0	OPP. THREE-POINT FIELD GOALS MADE/GAME	6.7
71.5	FREE-THROW PERCENTAGE	68.1
14.3	FREE THROWS MADE/GAME	8.5
21.7	FREE THROWS ATTEMPTED/GAME	12.5
45.4	REBOUNDS/GAME	34.0
16.1	OFFENSIVE REBOUNDS/GAME	10.0
33.1	DEFENSIVE REBOUNDS/GAME	24.0
+13.5	REBOUND MARGIN	-6.7
16.5	ASSISTS/GAME	11.1
14.8	TURNOVERS/GAME	15.7
18.8	TURNOVERS FORCED/GAME	14.2
+4.1	TURNOVER MARGIN	-1.5
1.1	ASSIST-TURNOVER RATIO	0.7
9.0	STEALS/GAME	6.3
5.9	BLOCKS/GAME	3.2

MISSISSIPPI STATE-SAMFORD TEAM LEADERS

	MISSISSIPPI STATE	SAMFORD
POINTS	Nwaedozi (13.5)	Rivera (11.7)
REBOUNDS	Nwaedozi (10.8)	Blankenship (4.0)
ASSISTS	McPhaul (3.6)	Knight (2.5)
BLOCKS	Francis (3.2)	Baguda (1.5)
STEALS	McPhaul (2.0)	Knight (1.1)
MINUTES	McPhaul (29.2)	Rivera (28.1)

HONORS AND AWARDS

#2 Destiney McPhaul

- 2025 Emerald Coast Classic Bay Bracket All-Tournament Team

#40 Madison Francis

- USBWA National Freshman of the Week - Dec. 2

- 2025 Emerald Coast Classic Bay Bracket MVP

BLOCK U!

- The Bulldogs rank fourth in the SEC and 12th nationally with 5.9 blocks per game.
- Freshman Madison Francis leads the charge with 41 total blocks, and ranks first in the SEC and second nationally with 3.2 per game.
- Francis' seven blocks against Charlotte is the most of any SEC player in a single game this season and is the fourth-best block performance in program history.
- Francis has collected six or more blocks in three contests making her the only player in the country to have three or more 6+ block games.
- The rest of the Southeastern Conference has only had four games of 6+ blocks.
- Favour Nwaedozi ranks 19th in the SEC with 1.1 BPG.
- The single-season block total at Mississippi State is held by two Bulldogs - Martha Alwal (2013-14) and Chanel Mokango (2008-09). They both collected 97 blocks in a season. Alwal did so at 2.7 BPG, while Mokango did it at 2.9 BPG.
- Martha Alwal also holds the freshman record for the most blocks with 82, averaging 2.7 per game.

CRASH THE GLASS!

- A huge part of the good start for the Bulldogs have been their prowess on the glass.
- State has outrebounded their opponents in all 12 games this season.
- Mississippi State is outrebounding their opponents by 13.5 rebounds per game, a mark that is in the top 10 nationally.
- The Bulldogs bring in 30.5 defensive rebounds per game, a mark that ranks sixth in the SEC and 16th nationally.
- State has not been outrebounded on the defensive side of the ball all season.
- Mississippi State ranks 12th in the nation with 45.4 rebounds per game.
- The Bulldogs believe they can do better however, as a point of emphasis has been to be more physical on their boxouts.

CONTINUING HOT STARTS

- Mississippi State has outscored their opponents in the first quarter of every game this year.
- Coach Purcell has challenged his team to continue those strong starts and play a full four quarters.
- State has begun to trend that way. In their last five games spanning back to November 25, the Bulldogs have outscored their opponents in 23 of the last 28 quarters, including 17 of their last 20.

A PHYSICAL BRAND OF BASKETBALL

- Mississippi State is taking an inside-out mindset on the offensive side of the ball.

- The Bulldogs have won every game this season where they have scored more points in the paint than their opponent.
- Against Texas Tech, State's only loss, the Bulldogs were outscored by 12 points in the paint.
- As a result of attacking the basket, the Dawgs are shooting more free throws and are averaging 20 attempts per game.
- The Bulldogs have shot 30+ free throws in two games this season. Prior to this season, State had not shot 30+ free throws since December 29, 2023.
- Mississippi State hit 25+ free throws for the first time since December 4, 2022 against Mississippi Valley State when they made 25.

HUMPHREY COLISEUM AND THE ELITE BULLDOG FANBASE

- Humphrey Coliseum has been home to crowds that have finished the season in the top-25 of average attendance for 10 consecutive seasons.
- Only 11 programs in the nation have been inside the top-25 of average attendance for the past 10 seasons. This total does not include the 2020-21 season, where attendance was restricted due to COVID-19.
- Under head coach Sam Purcell, the Bulldogs hold a .807 winning percentage at home. (46-11)
- State has won 10+ games at home every season under Purcell.
- The Bulldogs are 494-219 (.692) in Humphrey Coliseum all-time.
- State ranks 23rd in the nation in accumulative attendance this season with a running total of 34,558 fans.

HUMPHREY COLISEUM AVERAGE ATTENDANCE

YEAR	AVG ATTENDANCE	NCAA RANK	SEC RANK
25-26	3,840	31	8
24-25	5,111	24	6
23-24	5,109	25	4
22-23	5,096	16	4
21-22	4,691	15	4
20-21	980 (COVID)	14	6
19-20	7,681	9	3
18-19	8,446	5	2
17-18	7,439	7	3
16-17	6,641	7	3
15-16	5,162	16	4

D.R.I.V.E - TEAM MANTRA

- In each season at the helm of the Bulldog women's program, Coach Sam Purcell has identified a mantra to guide the team into the season.
- This year the manta is DRIVE, which also serves as an acronym. (Determination, Resilience, Impact, Virtuousness, Excellence)
- Coach Purcell is challenging his team to have a serious drive this season. He says playing in the SEC requires 100% effort, night in and night out.



CATEGORY	NCAA	SEC	VALUE
Assist/Turnover Ratio	53	9	1.11
Assists Per Game	50	7	16.5
Bench Points Per Game	62	5	25.7
Blocks Per Game	12	4	5.9
Field Goal Percentage	22	6	47.3
Field Goal Percentage Defense	15	7	33.9
Fouls Per Game	40	4	14.3
Free Throw Attempts Per Game	65	9	20.00
Free Throw Percentage	135	10	71.5
Free Throws Made Per Game	66	10	14.31
Rebound Margin	9	4	13.5
Defensive Rebounds Per Game	16	6	30.5
Offensive Rebounds Per Game	41	7	14.8
Rebounds Per Game	12	4	45.38
Scoring Defense	22	8	53.8
Steals Per Game	144	12	9.0
Three Point Attempts Per Game	286	12	17.2
Three Point Percentage	43	7	35.7
Three Point Percentage Defense	162	12	29.7
Three Pointers Per Game	193	10	6.2
Turnover Margin	69	13	4.08
Turnovers Forced Per Game	118	11	18.85
Turnovers Per Game	88	10	14.8
Winning Percentage	13	6	92.3

CATEGORY	NAME	NCAA	SEC	VALUE
Ast/TO Ratio	Destiney McPhaul	49	7	2.35
Assists	Destiney McPhaul	117	13	47
Assists Per Game	Destiney McPhaul	174	13	3.6
Blocks	Madison Francis	1	1	41
	Favour Nwaedozi	143	20	14
Blocks Per Game	Madison Francis	2	1	3.15
	Favour Nwaedozi	198	19	1.08
Double-Doubles	Favour Nwaedozi	9	3	6
	Chandler Prater	45	8	4
FG Percentage	Favour Nwaedozi	17	5	60.7
Field Goals	Favour Nwaedozi	83	17	74
FT Percentage	Chandler Prater	36	1	87.2
Points	Favour Nwaedozi	200	23	175
Rebounds	Favour Nwaedozi	8	2	140
	Chandler Prater	136	14	91
Off Reb Per Game	Favour Nwaedozi	11	1	4.3
Rebounds Per Game	Favour Nwaedozi	11	3	10.8
	Chandler Prater	204	14	7.0
Steals	Destiney McPhaul	130	15	26
Steals Per Game	Destiney McPhaul	184	14	2.00

NEW FACES DONNING THE MAROON AND WHITE

- Nine new faces will be wearing the Maroon and White for the first time during the 2025-26 season.
- Coach Purcell brought in the second-best high school recruiting class in program history when he signed the 10th-ranked class according to ESPN. This includes F **Madison Francis** (No. 38), F **Nataliyah Gray** (No. 93) and G **Jaylah Lampley** (No. 37).
- The trio follows behind the 2019 signing class, which finished ranked sixth.
- Six players entered the transfer portal and found their destination in Starkville: G **Trayanna Crisp**, G **Awa Fane**, G **Saniyah King**, F **Favour Nwaedozi**, F **Kharyssa Richardson** and F/C **Faith Wylder**.

The Bulldogs see two active returners in **Chandler Prater** and **Destiney McPhaul**. **Rocio Jiménez** rounds out the roster as the third returner but had not seen action due to injury.

NEW ROSTER, NO PROBLEM.

- This year's roster sees nine new faces and only three returners (two active), tying Mississippi State for the second-least returning experience in the SEC, and putting Coach Sam Purcell in a familiar situation.
 - In the previous three seasons of his tenure, Coach Purcell was able to earn a bid to the NCAA Tournament in two of those seasons: his debut 2022-23 roster and last seasons 24-25 roster.
- Below is a list of the roster outlook of both of those teams:

'22-23 NCAA Tournament Team:

- Seven Newcomers (Five Transfers), Eight Returners (Six Active)

'24-25 NCAA Tournament Team

- 10 Newcomers (Seven Transfers), Four Returners (Three Active)

AN ELITE FRESHMAN CLASS

- Coach Sam Purcell and his staff brought in the second-highest ranking recruiting class in program history with the 10th ranked signing class.
- In that class are freshmen (No. 38) **Madison Francis**, (No. 93) **Nataliyah Gray** and (No. 37) **Jaylah Lampley**.
- The best MSU signing class is the sixth-ranked 2019 class, making the 2025 signing class only the second top-10 class in MSU history.

PURCELL'S CONTINUED SUCCESS

- In his first three seasons at the helm, Coach Sam Purcell has guided the Bulldogs to three 20+ win seasons, making him the first coach in program history to do such.
- Coach Purcell is one of three active SEC coaches who have won 20+ games in their first 3 seasons at their current SEC schools.

COACH	SCHOOL	S1	S2	S3
Kim Mulkey	LSU	26-6	34-2	31-6
Jennie Baranczyk	Oklahoma*	25-9	26-7	23-10
Sam Purcell	Mississippi State	22-11	23-12	22-12

*OU was a BIG 12 Member during this time.

- Coach Purcell has led the Bulldogs to the NCAA Tournament twice in three seasons. No other coach in program history had taken a State team to the NCAA Tournament in their first three seasons.
- Entering 2025-26, Coach Purcell has won 67 overall games and 24 SEC games. Both marks are program bests of any coach through their first three seasons.
- Sam Purcell is the only head coach in program history and one of six in SEC women's basketball since 2000 to record consecutive seasons with 20 or more wins in each of their first three seasons as an SEC Head Coach. Other SEC women's basketball head coaches since 2000 to surpass the 20-win mark in each of their first three seasons were Pokey Chatman, Nikki Fargas, Kim Mulkey (LSU), Holly Warlick (Tennessee) and Melanie Balcomb (Vanderbilt).

COACH	SCHOOL	S1	S2	S3
Pokey Chatman	LSU	33-3	31-4	30-8
Kim Mulkey	LSU	26-6	34-2	31-6
Nikki Fargas	LSU	23-11	22-12	21-13
Holly Warlick	Tennessee	27-8	29-6	30-6
Melanie Balcomb	Vanderbilt	22-10	26-8	24-8
Sam Purcell	Mississippi State	22-11	23-12	22-11

- A fourth-consecutive 20+ win season would make Purcell one of four SEC coaches since 2000 to do such, joining Mulkey, Warlick and Balcomb.

PRATER SET TO ANCHOR THE SQUAD

- Chandler Prater returns for her second season in the Maroon and White, and her seventh season overall, making her one of the longest tenured players in all of college basketball.
- Prater was named a "Top Dawg" by Strength and Conditioning Coach Kaiti Jones for her work in the weight room and on the court.
- After rehabbing an achilles injury during the 2023-24 season, Prater's Mississippi State debut also served as a return to the floor.
- In her first action since November 22, 2023, Prater collected nine points and nine rebounds in her MSU debut against Memphis on November 7, 2024.
- Prater finished the season averaging 6.4 points per game, 4.2 rebounds
- Throughout the 2024-25 season, Prater began to take on a larger role. She became a regular starter after making her third start as a Bulldog against LSU on February 2, 2025 and remained in the starting lineup for the remainder of the regular season and the SEC Tournament.
- From that point, Prater increased her production in nearly every category. Below is a list of Prater's averages in the 22 games before making the start and her averages over the last 12 games of the season.

PRATER PRODUCTION BEFORE/AFTER FEB. 2, 2025

MPG	PPG	FG%	3FG%	FT%	RPG	APG	SPG	BPG
19.1	5.4	39.4	35.9	81.8	4.0	1.3	0.6	0.3
↓	↓	↓	↑	↓	↓	↓	↓	=
29.0	8.2	46.3	26.3	95.0	4.8	1.9	1.3	0.3

- Prater finished in double-figures 13 times during the 2024-25 season, five of which came in the last 12 games.
- She proved to be a rebounding force for the Bulldogs, collecting 5+ rebounds 13 times during the season. She collected a season-high nine rebounds three times.

MCPHAUL READY TO PRODUCE

- Destiney McPhaul is entering her second season in the Maroon and White after coming to Starkville as the No. 1 Ranked JUCO Transfer in 2024.
- McPhaul averaged 8.1 points, 2.7 rebounds, 2.5 assists and 1.2 steals per game during the 2024-25 campaign.
- McPhaul's breakout moment as a Bulldog last season came in the SEC Tournament, where she collected a career-high 19 points against Missouri on 77.8 percent shooting from the field, including going 4-5 from distance.
- McPhaul's performance was apart of a 31-0 run for the Bulldogs, who eventually would take down Missouri 75-55 and advance to the second round of the SEC Tournament.
- Coach Sam Purcell has stated the opportunity that McPhaul has this season. With the departure of All-SEC Second Team Member Jerkaila Jordan, McPhaul will return to her natural position of shooting guard.
- McPhaul has stated in media availabilites that she was happy to do anything to help the team last season, including playing the point guard spot, but that she feels more comfortable at the two.

OPPORTUNITY.

- Coach Sam Purcell has repeated one word constantly when talking about the 2025-26 season. Opportunity.
- The Bulldogs have the opportunity to play against opponents in the strongest conference in the country - the SEC. In the preseason AP Poll, five of the top 10 teams are from the Southeastern Conference. Purcell believes the strength of the conference will make his team battle-tested to where they will be playing their best basketball come March.
- With only two active returners and one returning starter, many players get the opportunity to step up and provide an impact that they weren't given the chance to do at previous schools.

FRANCIS TURNING HEADS

- Forward Madison Francis is slated to make a big impact in her freshman season for the Bulldogs.
- Francis earned Tamika Catchings USBWA Freshman of the Week Honors after averaging 12.5 points, 9.5 rebounds and 4.5

blocks against Middle Tennessee (Nov. 25) and ULM (Nov. 30)

- Francis was selected to attend SEC Media Days alongside Graduate Chandler Prater and Senior Kharyssa Richardson, an event that freshmen rarely attend.
- Francis says her selection to attend the event reinforces the trust that Coach Sam Purcell has given her early in her Bulldog career.
- Francis went viral before stepping foot in Starkville, as she threw down dunks in games during her high school career at Lancaster High. During her career, Francis did a bit of everything. In just her senior season, she averaged 32 points, 14.8 rebounds, 5.1 steals, 4.5 blocks and 3.9 assists per game.
- The forward from Lancaster, N.Y., also has gained experience that not many high school recruits get. She played with the 2024 USA Women's U18 National Team and won gold at the FIBA U18 AmeriCup.
- Franics was also selected to play in the 2025 USA Women's Nike Hoop Summit, an honor only 12 high school players across the nation received.

LAMPLEY DISPLAYS ELITE BALL KNOWLEDGE

- Coach Sam Purcell has raved about Lampley's basketball IQ and knowing when to make the right plays.
- He credits it to her upbringing, as her mother is a high school basketball coach, and coached Jaylah during her time in high school.

FROM NIGERIA, TO JAPAN AND NOW STARKVILLE

- Junior forward Favour Nwaedozi is arguably one of the more interesting transfer stories across the nation.
- Originally from Delta, Nigeria, Nwaedozi moved to Japan. She attenended Hakuho Girls' High School in Yokohama, Japan. From there, she began her collegiate career at Mukogawa Women's University in Nishinomiya, a six hour drive from Yokohama.
- In MUW's spring season, Nwaedozi averaged 26 points and 17 rebounds per game.
- Coach Sam Purcell credits his staff and connections they have made to finding Nwaedozi. When watching film, all it took for the Bulldogs to be interested in Nwaedozi was watching the way she ran the floor, Coach Purcell said in a media session.
- Nwaedozi signed to the Bulldogs and moved to Starkville, where she experienced a 14 hour time change.
- Now in the Maroon and White, Nwaedozi is slated to make an instant impact for the Bulldogs.

STRONG SCHEDULE AHEAD FOR THE BULLDOGS

- The schedule for this year's Bulldog squad proves to be one of the toughest in the league, as State is scheduled to face eight teams ranked inside the top 25 of the preseason AP poll.
- Five of those eight matchups against preseason top 25 teams take place away from Humphrey Coliseum

OPPONENT RANKING SUMMARY (AS OF DEC. 22)



CATEGORY	NCAA	SoCon	VALUE
Assist/Turnover Ratio	234	5	0.71
Assists Per Game	294	6	11.1
Bench Points Per Game	104	2	23.6
Blocks Per Game	167	4	3.2
Field Goal Percentage	297	6	37.2
Field Goal Percentage Defense	247	6	41.2
Fouls Per Game	143	5	16.6
Free Throw Attempts Per Game	338	8	12.53
Free Throw Percentage	228	7	68.1
Free Throws Made Per Game	338	8	8.53
Rebound Margin	330	8	-6.7
Defensive Rebounds Per Game	251	5	24.0
Offensive Rebounds Per Game	298	7	10.0
Rebounds Per Game	305	7	34.00
Scoring Defense	240	6	66.5
Steals Per Game	330	7	6.3
Three Point Attempts Per Game	12	1	29.1
Three Point Percentage	166	3	30.9
Three Point Percentage Defense	180	4	30.0
Three Pointers Per Game	27	1	9.0
Turnover Margin	254	6	-1.47
Turnovers Forced Per Game	315	7	14.20
Turnovers Per Game	127	5	15.7
Winning Percentage	249	7	40.0

CATEGORY	NAME	NCAA	SoCon	VALUE
Blocks	Carla Baguda	99	4	16
FT Attempts	Briana Rivera	137	3	153
Points	Briana Rivera	200	5	175
3PT FG Attempts	Briana Rivera	1	1	146
	Aubrey Blankenship	129	4	74
	Kaylee Yarbrough	136	5	73
3PT FG Percentage	Kaylee Yarbrough	134	3	37.0
	Briana Rivera	154	4	35.6
3PT FGs	Briana Rivera	1	1	52
	Kaylee Yarbrough	114	2	27
3PT FGs Per Game	Briana Rivera	1	1	3.47
	Kaylee Yarbrough	181	3	2.08

MISSISSIPPI STATE WOMEN'S BASKETBALL
PORTAL PROWESS

- Once again, Coach Sam Purcell and his staff took advantage of the transfer portal, bringing in six new faces from many different levels of the game.
- Four players made the jump to Mississippi State from the Division 1 ranks - Trayanna Crisp (North Carolina), Saniyah King (Howard), Kharyssa Richardson (Ole Miss) and Faith Wylder (Stony Brook).
- Coach Purcell brought in a NJCAA All-American for the second straight season when Awa Fane (Panola College) committed to the Bulldogs.
- The most interesting transfer story for the Bulldogs is Favour Nwaedozi, who transferred to Starkville after playing two seasons at Mukogawa Women's University in Nishinomiya, Hyōgo, Japan.

RICHARDSON & CRISP MAKING MSU HOME SENIOR YEAR

- Forward Kharyssa Richardson and Guard Trayanna Crisp have taken similar but different paths to Starkville, but are both set to make a impact for the Bulldgos this year.
- The duo are both on their third school. Richardson is no stranger to the Bulldogs, as she has played in the Southeastern Conference for all three of her prior seasons.
- Richardson played her freshman season at Auburn and made the 94 mile drive to Starkville from Oxford after spending the last two seasons at Ole Miss.
- Crisp stayed in her home state of Arizona for her freshman and sophomore seasons, playing for Arizona State. Last season, she played at North Carolina.
- Coach Sam Purcell has talked about the duo in media sessions and has reminded the success that these two in the past.
- As a freshman at Auburn, Richardson started in 27 of 28 games played. She averaged 7.2 points and 4.7 rebounds per game.
- Crisp started in 35 games during her two seasons at Arizona State, including 28 of 31 games played her sophomore season. Most notably, she averaged 12.1 points, 2.9 rebounds and 2.3 assists her sophomore year.
- Since the duo both transferred to Starkville, Coach Purcell has talked about getting them both back to playing back to those numbers.

JUCO => BULLDOG CONNECTIONS

- In each season of making the NCAA Tournament, Coach Purcell and his staff have had a NJCAA All-American join the squad. He grabbed his third NJCAA All-American Transfer in the form of Awa Fane.
- Below is a list of the NJCAA All-Americans that Purcell has added and their contributions to their NCAA Tournament Teams.

Ahlana Smith (2020 NJCAA First Team All-American)

'21-22 Season - 32 GP/GS - 9.3 ppg, 2.5 apg, 1.0 spg, 40.0 3FG%

Destiney McPhaul (2024 NJCAA First Team All-American)

'24-25 Season - 31GP/1GS - 8.1 ppg, 2.5 apg, 1.2 spg, 46.7 FG%

Awa Fane (2025 NJCAA First Team All-American)

KING AT THE POINT

- Saniyah King will facilitate the Bulldog offense at the point this season.
- In her freshman season at Howard University, King started in 31 of 32 games and averaged 11.5 points, 4.5 assists and 3.1 rebounds per game.
- King scored in double figures 20 times, including a season-high 25. She dished out 5+ assists 17 times last season.
- King totaled 145 assists throughout the season, which were the scnd-most assists in the nation by any freshman during the 2024-25 season.
- King earned MEAC Rookie of the Year honors and was named Rookie of the Week 11 times during the 2024-25 season.

1-800 CALL SAM

- When Madison Francis was nearing the end of her recruiting process, she made a final visit in Starkville. She left that visit saying she needed to pray about the decision.
- Francis had a few visits remaining on her schedule. When at a visit, she found the sign she was looking for.
- When traveling, she continued seeing one billboard repeatedly: an advertisement that featured the phone number "1-800-Call-Sam".
- Francis took the advertistments as her sign that Mississippi State was the place for her. Coach Sam Purcell recalls the phone call he received from Francis as her saying those billboards were the signs she prayed for that Mississippi State was indeed the right place for her.

"TOP DAWGS" - EXCELLING IN THE WEIGHT ROOM

- Mississippi State's athleticism is both natural and built by hours in the weight room and conditioning sessions under the guidance and leadership of Strength and Conditioning Coach Kaiti Jones. A few key measurements from the team are listed below.

WINGSPAN

Rocio Jiménez: 6' 11.5"
Faith Wylder: 6' 9.5"
Favour Nwaedozi: 6' 8.5"
Kharyssa Richardson: 6' 5.5"
Madison Francis: 6' 5"

STANDING REACH

Rocio Jiménez: 8' 8"
Faith Wylder: 8' 7.5"
Favour Nwaedozi: 8' 6"
Madison Francis: 8' 3.5"

APPROACH HEIGHT (RUNNING VERTICAL HEIGHT)

Madison Francis: 10' 6"
Favour Nwaedozi: 10' 6"
Kharyssa Richardson: 10' 1"

APPROACH JUMP (RUNNING VERTICAL JUMP)

- Chandler Prater: 27.5"
- Graduate Chandler Prater and Freshman Madison Francis were

named this season's "Top Dawg" award winners. The "Top Dawg" is an award that reflects overall physical competency and athleticism metrics, athletes awarded this honor are scored on a scale of 0-10, with 10 representing of the most elite level women's basketball players to date. The metrics taken into consideration are power, speed, strength, aerobic capacity and anaerobic power. Only the top two student-athletes are crowned "Top Dawgs" each offseason, owning that title until testing resumes the following year.

- This is the first Top Dawg award for the duo.

DAWGS IN THE CLASSROOM

- Below is a list of the majors of the 2025-26 Bulldogs
- Trayanna Crisp** - Interdisciplinary Studies
Awa Fane - Kinesiology (Physical Education and Coaching)
Madison Francis - Undeclared
Nataliyah Gray - Business Adminstration
Rocio Jimenez - Kinesiology (Clinical and Exercise Physiology)
Saniyah King - Business Administration
Jaylah Lampley - Biological Sciences (Pre Medicine)
Destiney McPhaul - Interdisciplinary Studies
Favour Nwaedozi - Interdisciplinary Studies
Chandler Prater - Master of Applied Sciences in Organizational Leadership (Sport Leadership)
Kharyssa Richardson - Interdisciplinary Studies
Faith Wylder - Kinesiology (Clinical and Exercise Physiology)

HEAD COACH SAM PURCELL



Sam Purcell was named the ninth head coach in Mississippi State women's basketball history on Saturday, March 12, 2022. The 2025-26 season will be his fourth year as a head coach and his fourth leading the women's basketball program at Mississippi State.

THE 2024-25 SEASON SAW PURCELL LEAD MISSISSIPPI STATE BACK TO THE NCAA TOURNAMENT FOR THE SECOND TIME IN HIS THREE SEASONS AT THE HELM. The Bulldogs concluded the season with a 22-12 record, the third straight season they have finished with 20+ wins.

Purcell continued an excellent start to his young career as a head coach. **WITH ONLY THREE RETURNING PLAYERS FROM THE 2023-24 ROSTER, HE BECAME THE ONLY COACH IN PROGRAM HISTORY TO GUIDE HIS FIRST THREE TEAMS TO 20 OR MORE WINS. PURCELL HAS TOTALED THE MOST WINS (67), SEC WINS (24) AND MOST NCAA TOURNAMENT WINS (3) OF ANY COACH THROUGH THEIR FIRST THREE SEASONS IN PROGRAM HISTORY.**

Purcell guided Jerkaila Jordan to the tops of the Mississippi State record book during their time together. She concluded her career in the Maroon and White second in program history with 273 steals and fifth with 1,899 points. She brought home her second straight All-SEC Second Team Honor for her performance on the 2024-25 campaign.

After signing what was the second-best recruiting class in program history in his inaugural season, Purcell bested it in year three. The 2025 high school signing class ranked 10th among the nation and included two espnW top 50 recruits and one top 100 recruit.

With a win against Mercer on Nov. 20, 2024, Purcell became the fastest head coach to reach 50 wins at Mississippi State, achieving the mark in 73 games, which is eight faster than the next.

In 2023-24, Purcell led Mississippi State to a 23-12 record, 8-8 SEC, and became the only head coach in program history and one of six in the SEC women's basketball since 2000 to surpass the 20-win mark in each of their first two seasons. Purcell totaled the most wins (45), most SEC wins (17) and most NCAA Tournament wins (2) of any head coach through their first two seasons in program history.

Purcell **COACHED A PAIR OF BULLDOGS TO ALL-CONFERENCE HONORS DURING THE 2023-24 SEASON.** He led graduate student Jessika Carter to 2024 All-SEC Second Team and 2024 WBCA Honorable All-American accolades. Carter was selected with the 23rd overall pick in the Second Round of the 2024 WNBA Draft by the New York Liberty and was the ninth overall player to be drafted to the WNBA and the first under Purcell at Mississippi State. She was the first player from Mississippi State to be drafted since both Teaira McCowan and Anriel Howard were selected in 2019.

Purcell also led guard Jerkaila Jordan to 2024 All-SEC Second Team honors. Jordan set career-highs in points, rebounds, assists, steals, blocks and minutes totals in 2023-24 were all career-highs and was the only player in the SEC to average at least 15.0 points, 5.0 rebounds, 2.0 assists and 2.0 steals per game in 2023-24.

With a win over No. 9/9 LSU on Jan. 29, 2024, Purcell earned his first win over a top-25 and top-10 opponent as a head coach. It was Mississippi State's first top-10 win since a win at No. 10 Texas on Dec. 2, 2018. It was also the first sellout crowd of his tenure with 9,121 fans inside Humphrey Coliseum.

Mississippi State opened its second season under Purcell in 2023-24 ranked in the Associated Press Preseason Top-25 poll at No. 25, the program's first time listed in the preseason poll since 2020-21. The preseason spot also marked a return to the AP Top-25 poll after a 44-week absence. Mississippi State earned its highest rankings of the season when it was ranked No. 21 in both the week four editions of the AP Poll on Nov. 21 and the USA Today Coaches Poll on Nov. 22. The No. 21 ranking in the AP Poll tied the program's best in the poll since Jan. 25, 2021, while it tied the program's best ranking in the USA Today Coaches Poll since Jan. 26, 2021.

Under Purcell, Assistant Coaches Michelle Clark-Heard and Corry Irvin went on to earn head coaching positions at Mercer and Chicago State, respectively, while Graduate Assistant Luke Carns went on to be named Director of Player Personnel at Texas State following the 2023-24 season. It marked the latest staff under Purcell to advance their career after Assistant A.D. of Women's Basketball Joi Williams was named Men's Basketball Chief of Staff at South Florida and Graduate Assistant Kelby Jones earned an Assistant Coach position at Oklahoma State, each following the 2022-23 season.

Purcell's first season as a head coach was a season of 'firsts' for the up-and-coming coaching star. A handful of those 'firsts' included his first game as a head coach, his first win, and his first NCAA Tournament appearance. But it also came with firsts for the Mississippi State women's basketball program that saw **PURCELL BECOME THE WINNINGEST FIRST-YEAR HEAD COACH IN PROGRAM HISTORY.**

In his first season sitting in the head chair, **PURCELL BECAME THE WINNINGEST HEAD COACH AT MISSISSIPPI STATE IN THEIR DEBUT SEASON WITH 22 WINS WHILE ALSO BECOMING THE FIRST TO HAVE A WINNING RECORD IN THE SEC AFTER GOING 9-7 AND FINISHING FIFTH IN THE TOUGHEST CONFERENCE IN THE COUNTRY.** Most impressive, though, is that he guided the Bulldogs to the NCAA Tournament following a three-year hiatus.

In leading the team to the Big Dance in his first season, Purcell set the standard at Mississippi State, as no coach in program history had made the NCAA Tournament before their third season leading the program. On top of that, **PURCELL BECAME THE FASTEST COACH AT MISSISSIPPI STATE TO WIN A PAIR OF NCAA TOURNAMENT GAMES.** In winning two tournament games, **MISSISSIPPI STATE BECAME THE FIRST TEAM IN NCAA WOMEN'S BASKETBALL HISTORY TO ADVANCE TO THE TOURNAMENT'S SECOND ROUND AFTER STARTING IN THE FIRST FOUR ROUND.**

Purcell helped guide a pair of Bulldogs to All-Conference honors during the 2022-23 season. He coached Jessika Carter to Second Team All-SEC honors and a place on the SEC All-Defensive Team. Carter had a career season under Purcell, setting career bests in points scored (458), blocked shots (65) and assists (42). He also led Debreasha Powe to the SEC All-Freshmen team after a promising rookie campaign for the Mississippi native.

Before he arrived in Starkville, Purcell spent nine seasons at Louisville under the direction of future hall of famer Jeff Walz. While on the staff at Louisville, Purcell helped guide the Cardinals to a 266-48 overall record with eight NCAA Tournament appearances, seven Sweet 16s, five Elite Eights and two Final Fours. He also helped lead Louisville to four ACC Regular Season Championships and the 2018 ACC Tournament title, their first tournament crown since 1993.

Promoted to associate coach in 2017-18, Purcell played a critical role in guiding Louisville to a program-best 36-3 overall record that included an ACC Regular Season and Tournament Championship. The Cardinals opened the year going 20-0, marking the best start in program history. They then earned a No. 2 ranking in the Associated Press Top-25 Poll and defeated opponents by an average of 27.5 points per game. During the 2020-21 season, Purcell helped the

Cardinals to a 16-0 start and the first-ever No. 1 ranking in the USA Today Top 25 Coaches Poll in program history.

Purcell helped the Louisville offense consistently rank among the nation’s best. In every season but one at Louisville, the offense ranked inside the top 40 in points per game while averaging more than 72.2 points per game during that time. The impressive scoring margins that Louisville won games by – more than a +16.0-scoring margin in each of his last five seasons there.

Purcell led the recruiting efforts at Louisville and he has landed the nation’s top recruit on two separate occasions with two different programs. Purcell inked top-rated prospect Kaela Davis in 2013 at Georgia Tech and Asia Durr at Louisville in 2015.

All nine signing classes that Purcell helped recruit were ranked in the top 15 by ESPN. Of those nine classes, four were ranked inside the top 10, highlighted by the No. 1 class in 2015, the No. 4 class in 2017, the No. 6 class in 2016 and the No. 8 class in 2014. Even more impressive, of the 15 McDonald’s All-Americans in Louisville’s history, 13 were recruited by Purcell.

Before his time at Louisville, Purcell had stops at Georgia Tech, Tulsa and Auburn. Purcell has learned from some of the best minds in college basketball, including Jeff Walz, Nell Fortner (former Auburn and current Georgia Tech head coach and the head coach of the 1996 Olympic Team) and Joe Ciampi (25-year head coach at Auburn, 2005 Hall of Fame inductee and Purcell’s father-in-law).

THE PURCELL FILE

BIOGRAPHY INFORMATION

Birthday: Oct. 5, 1979
Hometown: Dalton, Ga.
Wife: Meghan
Children: Reese, Rylee and Reagan
Education: Auburn, 2003

COACHING CAREER

YEAR	SCHOOL	POSITION
2022-	Mississippi State	Head Coach
2017-22	Louisville	Associate Coach
2013-17	Louisville	Assistant Coach
2009-13	Georgia Tech	Assistant Coach
2005-07	Tulsa	Assistant Coach
2003-05	Auburn	Video Coordinator

PURCELL WIN-LOSS BREAKDOWN

OVERALL 79-36 (.687)
HOME 46-11
AWAY 17-20
NEUTRAL 16-5
NON-CONFERENCE 49-6 (REGULAR SEASON)
HOME 30-1
AWAY 7-4
NEUTRAL 12-1
SEC 24-24 (1-3 IN SECT)
HOME 14-10
AWAY 10-14
POSTSEASON 5-3
NCAA 3-2
WBIT 2-1

MSU HEAD COACH TOTAL WINS IN FIRST FOUR SEASONS

COACH	YEARS	S1	S2	S3	S4	TOTAL
Sam Purcell	2022-	22-11	23-12	22-12	11-1	79-36
Vic Schaefer	2012-16	13-17	22-14	27-7	28-8	90-46
Peggy Collins	1977-1980	14-17	16-14	12-18	17-12	59-61

MSU HEAD COACH SEC WINS IN FIRST FOUR SEASONS

COACH	YEARS	S1	S2	S3	S4	TOTAL
Sam Purcell	2022-	9-7	8-8	7-9		24-24
Vic Schaefer	2012-16	5-11	5-11	11-5	11-5	32-32
Sharon Fanning	1995-98	4-7	1-11	4-10	7-7	16-35

PURCELL COACHING TREE

COACH	YEARS	POSITION AT MSU	CURRENT POSITION
Michelle Clark-Heard	2023-24	Associate Head Coach	Head Coach (Mercer)
Corry Irvin	2022-24	Assistant Coach	Head Coach (Chicago State)
Kelby Jones	2022-23	Director of Scouting/Analytics	Assistant Coach (Oklahoma St.)
Luke Carns	2022-24	Graduate Assistant	Assistant Coach (Mercer)

PURCELL CAREER RECORD BREAKDOWN

	SCHOOL	OVERALL	HOME	ROAD	NEUTRAL	NET	SEC	FINISH	SEC TOURNAMENT	POSTSEASON
2022-23	Mississippi State	22-11	14-2	3-7	5-2	39	9-7	T-5th	0-1, Second Round	2-1, NCAA Second Round
2023-24	Mississippi State	23-12	13-5	7-6	3-1	43	8-8	T-7th	0-1, Second Round	2-1, WBIT Quarterfinals
2024-25	Mississippi State	22-12	10-4	6-6	6-2	33	7-9	10th	1-1, Second Round	1-1, NCAA Second Round
2025-26	Mississippi State	12-1	9-0	1-1	2-0					
TOTALS	FOUR SEASONS	79-36 (.687)	46-11	17-20	16-5		24-24		1-3	5-3 (2-1 NCAA, 2-1 WBIT)

17

11

7

WNBA DRAFT PICKS COACHED				
SCHOOL	PLAYER	RD	PICK	TEAM
2024 Mississippi State (HC)	Jessika Carter	2	22	New York Liberty
2022 Louisville (AC)	Emily Engstler	1	4	Indiana Fever
2022 Louisville (AC)	Kianna Smith	2	16	Los Angeles Sparks
2021 Louisville (AC)	Dana Evans	2	13	Dallas Wings
2020 Louisville (AC)	Jasmine Jones	1	2	New York Liberty
2020 Louisville (AC)	Kylee Shook	2	13	New York Liberty
2019 Louisville (AC)	Asia Durr	1	2	New York Liberty
2019 Louisville (AC)	Sam Fuehring	3	34	Washington Mystics
2019 Louisville (AC)	Arica Carter	3	34	Phoenix Mercury
2018 Louisville (AC)	Myisha Hines-Allen	2	19	Washington Mystics
2014 Louisville (AC)	Shoni Schimmel	1	8	Atlanta Dream
2014 Louisville (AC)	Antonita Slaughter	3	35	Los Angeles Sparks
2014 Louisville (AC)	Asia Taylor	3	36	Minnesota Lynx
2012 Georgia Tech (AC)	Sasha Goodlett	1	11	Indiana Fever
2011 Georgia Tech (AC)	Alex Montgomery	1	10	New York Liberty
2010 Georgia Tech (AC)	Brigitte Ardossi	2	21	Atlanta Dream
2008 Georgia Tech (AC)	Chioma Nnamaka	2	21	San Antonio Stars

ALL-AMERICANS COACHED		
SCHOOL	PLAYER	YEAR
Mississippi State (HC)	Jessika Carter	2024
Louisville (AC)	Dana Evans	2021, 20
Louisville (AC)	Jasmine Jones	2020
Louisville (AC)	Asia Durr	2019, 18, 17
Louisville (AC)	Myisha Hines-Allen	2018, 17, 16
Louisville (AC)	Mariya Moore	2016
Louisville (AC)	Shoni Schimmel	2014
Louisville (AC)	Sara Hammond	2014
Georgia Tech (AC)	Tyaunna Marshall	2013
Georgia Tech (AC)	Alex Montgomery	2011
Tulsa (AC)	Jill Robbins	2007, 06

ESPN TOP-100 SIGNEES AT MISSISSIPPI STATE			
PLAYER (STATE)	RANK	LISTED POSITION	YEAR
Jaylah Lampley (IN)	38	Guard *	2025
Madison Francis (NY)	39	Forward*	2025
Natayliah Gray (TX)	95	Forward*	2025
Tahj-Monet Bloom (FL)	43	Forward	2024
Quanirah Montague (NJ)	48	Post	2023
Jasmine Brown-Hagger (IL)	54	Guard	2023
Mjracle Sheppard (FL)	86	Guard	2023

2

ESPN TOP-25 SIGNING CLASSES

YEAR	PLAYERS	RANKING
2025 Recruiting Class	Lampley, Francis, Gray	10*
2023 Recruiting Class	Brown-Hagger, Montague, Sheppard	23

* - Second-best in program history (2019 - 6th ranked class)

WIN-LOSS RECORD UNDER PURCELL

PURCELL RECORD AGAINST ALL OPPONENTS

OPPONENT (CONFERENCE)	HOME	AWAY	NEUTRAL	TOTAL
Alabama (SEC)	1-1	0-1		1-2
Alabama State (SWAC)	3-0			3-0
Alcorn State (SWAC)	2-0		1-0	3-0
Arkansas (SWAC)	2-0	1-0		3-0
Arkansas-Pine Bluff (SWAC)			1-0	1-0
Auburn (SEC)	2-0	1-1		3-1
Belmont (MVC)		1-0	1-0	2-0
California (ACC)			1-0	1-0
Charlotte (AAC)	1-0			1-0
Chattanooga (SOCON)	1-0	0-1		1-1
Chicago State (NEC)		1-0		1-0
Clemson (ACC)			1-0	1-0
Colorado State (MWC)	1-0	1-0		2-0
Creighton (BIG EAST)			1-0	1-0
Davidson (A10)	1-0			1-0
Florida (SEC)	0-1	2-1		2-2
Florida A&M (SWAC)	1-0			1-0
Georgetown (BIG EAST)			1-0	1-0
Georgia (SEC)	1-0	1-1		2-1
Georgia State (SBC)	1-0			1-0
Georgia Tech (ACC)	1-0	0-1		1-1
Grambling (SWAC)	1-0			1-0
Illinois (BIG TEN)			1-0	1-0
Jackson State (SWAC)	2-0			2-0
Jacksonville (ASUN)			1-0	1-0
Jacksonville State (CUSA)	1-0			1-0
Kennesaw State (CUSA)	1-0			1-0
Kentucky (SEC)	1-1	1-1		2-2
La Salle (A10)		1-0		1-0
LSU (SEC)	1-0	0-2		1-2
Maryland Eastern Shore (MEAC)		1-0		1-0
Mercer (SOCON)	1-0			1-0
Memphis (AAC)	1-0	1-0		2-0
Miami (Fla.) (ACC)	0-1			0-1
Middle Tennessee (CUSA)			1-0	1-0
Mississippi Valley State (SWAC)	3-0			3-0
Missouri (SEC)	1-0	0-2	1-0	2-2
Nebraska (BIG TEN)			0-1	0-1
New Mexico (MWC)				1-0
New Orleans (SLC)	1-0			1-0
North Alabama (ASUN)	1-0			1-0
Notre Dame (ACC)			0-1	0-1
Oklahoma (SEC)	1-0			1-0
Old Dominion (SBC)			1-0	1-0
Ole Miss (SEC)	1-2	0-2	0-1	1-5
Penn State (BIG TEN)		0-1		0-1
Pitt (ACC)	1-0			1-0
South Carolina (SEC)	0-2	0-1		0-3
South Carolina State (MEAC)	1-0			1-0
South Dakota State (SUMMIT)		0-1		0-1
South Florida (AAC)			1-0	1-0
Southeastern La. (SLC)	1-0			1-0
Southern California (BIG TEN)			0-1	0-1
Southern Miss (SBC)	1-0			1-0
TCU (BIG 12)	1-0			1-0
Tennessee (SEC)	1-1	0-2		1-3
Texas (SEC)	0-1			0-1
Texas A&M (SEC)	2-0	2-0	0-2	4-2
Texas A&M-Commerce (SLC)	1-0			1-0
Texas Tech (BIG 12)		0-1		0-1
Tulsa (AAC)			1-0	1-0
UL Monroe (SBC)	2-0	1-0		3-0
Utah (BIG 12)			1-0	1-0
Vanderbilt (SEC)	0-1	2-0		2-1

PURCELL RECORD AGAINST EACH CONFERENCE

CONFERENCE	HOME	AWAY	NEUTRAL	TOTAL
Atlantic 10 (A10)	1-0	1-0	-	2-0
American Athletic (AAC)	2-0	1-0	2-0	5-0
Atlantic Coast (ACC)	2-1	0-1	2-1	4-3
Atlantic Sun (ASUN)	1-0	-	1-0	2-0
Big 12	1-0	0-1	1-0	2-1
Big East	-	-	2-0	2-0
Big Ten	-	0-2	1-1	1-3
Conference USA (CUSA)	2-0	-	1-0	3-0
Mid-Eastern Athletic (MEAC)	1-0	1-0	-	2-0
Missouri Valley (MVC)	-	1-0	1-0	2-0
Mountain West (MWC)	2-0	1-0	-	3-0
Northeast (NEC)	-	1-0	-	1-0
Southeastern (SEC)	14-10	10-14	1-3*	25-27
Southern (SOCON)	2-0	0-1	-	2-1
Southland (SLC)	3-0	-	-	3-0
Southwestern Athletic (SWAC)	12-0	-	2-0	14-0
Summit League (SUMMIT)	-	0-1	-	0-1
Sun Belt (SBC)	4-0	1-0	1-0	6-0

* - Neutral Site SEC Tournament Games, which do not affect conference record

PURCELL RECORD AGAINST ACTIVE SEC HEAD COACHES

	HOME	AWAY	NEUTRAL	TOTAL
Kristy Curry (Alabama)	1-1	0-1	-	1-2
Kelsi Musick (Arkansas)	-	-	-	-
Larry Vickers (Auburn)	-	-	-	-
Kelly Rae Finley (Florida)	0-1	2-0	2-1	
Katie Abrahamson-Henderson (Georgia)	1-0	1-1	-	2-1
Kenny Brooks (Kentucky)	-	0-1	-	0-1
Kim Mulkey (LSU)	1-0	0-2	-	1-2
Kellie Harper (Missouri)*	1-1	0-1	-	1-2*
Jennie Baranczyk (Oklahoma)	1-0	-	-	1-0
Yolett McPhee-McCuin (Ole Miss)	1-2	0-2	0-1	1-5
Dawn Staley (South Carolina)	0-2	0-1	-	0-3
Kim Caldwell (Tennessee)	-	0-1	-	0-1
Vic Schaefer (Texas)	0-1	-	-	0-1
Joni Taylor (Texas A&M)	2-0	2-0	0-2	4-2
Shae Ralph (Vanderbilt)	0-1	2-0	-	2-1

* - Purcell was 1-1 against Harper at home and 0-1 against Harper in Knoxville during her time at Tennessee, which is included in this total.

MSU'S RECORD WHEN...

CONFERENCE/NON-CONFERENCE	ALL	SEC	FREE THROW SHOOTING	ALL	SEC	SECOND CHANCE POINTS	ALL	SEC
Non-Conference Matchups	12-1	-	More FTs Made Than Opponent	10-1		More Second Chance Points	10-1	
Home	9-0	-	Less/Equal FTs Made Than Opponent	1-0		Less Second Chance Points	1-0	
Road	1-1	-	Both Make The Same Number of FTs	1-0		Equal Second Chance Points	1-0	
Neutral	2-0	-	Outshooting Opponents From FT Line	9-0				
Conference Matchups	-		Opponent Outshoots MSU From FT Line	3-1		FAST BREAK POINTS	ALL	SEC
Home	-		Both Shoot The Same Percentage From FT Line	-		More Fast Break Points	9-1	
Road	-					Less Fast Break Points	3-0	
						Equal Fast Break Points	-	
SCORING	ALL	SEC	TOTAL REBOUNDING	ALL	SEC	POINTS OFF THE BENCH	ALL	SEC
Outscoring Opponents in Quarter One	12-1		More Rebounds Than Opponent	12-1		More Points off the Bench	8-0	
Opponent Outscores MSU in Quarter One	-		Less Rebounds Than Opponent	-		Less Points off the Bench	3-1	
Score the Same in Quarter One	-		Equal Rebounds With Opponent	-		Equal Points off the Bench	1-0	
Outscoring Opponents in Quarter Two	9-0		OFFENSIVE/DEFENSIVE REBOUNDING	ALL	SEC	TIME WITH LEAD	ALL	SEC
Opponent Outscores MSU in Quarter Two	2-1		More Offensive Rebounds Than Opponent	9-0		MSU Leads For Longer Than Opponent	12-1	
Score the Same in Quarter Two	1-0		Less Offensive Rebounds Than Opponent	1-1		Opponent Leads For Longer Than MSU	-	
Outscoring Opponents in the First Half	11-1		Equal Offensive Rebounds With Opponent	2-0		Tied Time With Lead	-	
Opponent Outscores MSU in the First Half	-		More Defensive Rebounds Than Opponent	11-1				
Score the Same in the First Half	1-0		Less Defensive Rebounds Than Opponent	-		OPPONENT RANKINGS	ALL	SEC
Outscoring Opponents in Quarter Three	11-0		Equal Defensive Rebounds With Opponent	1-0		Against Top 10 AP Poll Opponents	-	
Opponent Outscores MSU in Quarter Three	-					Against Top 25 AP Poll Opponents	-	
Score the Same in Quarter Three	1-1		FOULS	ALL	SEC	Against Unranked AP Poll Opponents	12-1	
Outscoring Opponents in Quarter Four	7-0		More Fouls Than Opponent	3-1		UNIFORM COLOR	ALL	SEC
Opponent Outscores MSU in Quarter Four	5-1		Less Fouls Than Opponent	6-0		Wearing Maroon Uniforms	2-0	
Score the Same in Quarter Four	-		Same Amount of Fouls as Opponent	3-0		Wearing White Uniforms	10-0	
Outscoring Opponents in the Second Half	10-0					Wearing Black Uniforms	0-1	
Opponent Outscores MSU in the Second Half	2-1		ASSISTS	ALL	SEC	DAYS OF THE WEEK	ALL	SEC
Score the Same in the Second Half	-		More Assists Than Opponent	11-0		Playing On Monday	2-0	
			Less Assists Than Opponent	1-1		Playing On Tuesday	1-0	
SHOOTING PERCENTAGES	ALL	SEC	Same Amount of Assists as Opponent	-		Playing On Wednesday	1-0	
Outshooting Opponents	11-1		TURNOVERS	ALL	SEC	Playing On Thursday	2-1	
Opponent Outshoots MSU	1-0		More Turnovers Than Opponent	2-1		Playing On Friday	1-0	
Outshooting Opponents in Quarter One	11-1		Less Turnovers Than Opponent	9-0		Playing On Saturday	1-0	
Opponent Outshoots MSU in Quarter One	1-0		Same Amount of Turnovers as Opponent	1-0		Playing On Sunday	4-0	
Outshooting Opponents in Quarter Two	9-0		STEALS	ALL	SEC			
Opponent Outshoots MSU In Quarter Two	3-1		More Steals Than Opponent	8-0				
Outshooting Opponents in Quarter Three	9-1		Less Steals Than Opponent	3-1				
Opponent Outshoots MSU In Quarter Three	3-0		Same Amount of Steals as Opponent	1-0				
Outshooting Opponents in Quarter Four	8-0		BLOCKS	ALL	SEC			
Opponent Outshoots MSU In Quarter Four	4-1		More Blocks Than Opponent	11-1				
			Less Blocks Than Opponent	1-0				
3 POINT SHOOTING	ALL	SEC	Same Amount of Blocks as Opponent	-				
More 3PT FGs Made Than Opponent	4-1		POINTS OFF TURNOVERS	ALL	SEC			
Less 3PT FGs Made Than Opponent	5-0		More Points Off Turnovers	12-0				
Both Make The Same Number of 3 PT FGs	3-0		Less Points Off Turnovers	0-1				
Outshooting Opponents From Three	8-1		Equal Points Off Turnovers	-				
Opponent Outshoots MSU From Three	4-0		POINTS IN THE PAINT	ALL	SEC			
Both Shoot The Same Percentage From Three	-		More Points in the Paint	12-0				
			Less Points in the Paint	0-1				
			Equal Points in the Paint	-				



2025-26 Mississippi St. Women's Basketball
Combined Team Statistics
All games

Game Records

Record	Overall	Home	Away	Neutral
ALL GAMES	12-1	9-0	1-1	2-0
CONFERENCE	0-0	0-0	0-0	0-0
NON-CONFERENCE	12-1	9-0	1-1	2-0

Score by Periods

Team	1st	2nd	3rd	4th	OT	TOT
Mississippi St.	287	243	272	248	0	1050
Opponents	138	161	192	208	0	699

Team Box Score

No.	Player				Total		3-Point		F-Throw		Rebounds											
		GP-GS	MIN	AVG	FG-FGA	FG%	3FG-3FGA	3FG%	FT-FTA	FT%	OFF	DEF	TOT	AVG	PF	DQ	A	TO	BLK	STL	PTS	AVG
25	NWAEDOZI, Favour	13-13	311:30	24.0	74-122	.607	0-0	.000	27-44	.614	56	84	140	10.8	32	0	22	18	14	9	175	13.5
2	MCPHAUL, Destiney	13-13	381:30	29.3	59-111	.532	21-53	.396	22-29	.759	4	32	36	2.8	16	0	47	20	3	26	161	12.4
40	FRANCIS, Madison	13-9	361:25	27.8	62-129	.481	5-25	.200	32-44	.727	39	44	83	6.4	29	1	22	29	41	20	161	12.4
5	PRATER, Chandler	13-13	307:47	23.7	46-102	.451	10-27	.370	34-39	.872	27	64	91	7.0	23	0	34	31	3	15	136	10.5
10	LAMPLEY, Jaylah	13-0	291:37	22.4	54-101	.535	12-29	.414	9-19	.474	28	40	68	5.2	12	0	16	24	4	12	129	9.9
4	CRISP, Trayanna	13-13	344:30	26.5	36-85	.424	21-52	.404	14-18	.778	2	23	25	1.9	16	0	38	17	1	13	107	8.2
33	RICHARDSON, Kharyssa	12-4	244:13	20.4	26-76	.342	1-4	.250	26-33	.788	8	48	56	4.7	24	0	11	17	6	7	79	6.6
1	KING, Saniyah	8-0	135:32	16.9	9-32	.281	4-15	.267	4-5	.800	0	17	17	2.1	9	0	11	10	0	5	26	3.3
8	FANE, Awa	11-0	117:50	10.7	13-34	.382	6-13	.462	3-4	.750	5	6	11	1.0	12	0	9	9	0	5	35	3.2
22	GRAY, Nataliyah	10-0	54:46	5.5	7-19	.368	0-6	.000	10-18	.556	3	14	17	1.7	6	0	4	7	1	3	24	2.4
13	JIMÉNEZ, Rocío	7-0	18:48	2.7	5-12	.417	0-0	.000	1-2	.500	4	2	6	0.9	2	0	0	2	2	1	11	1.6
23	WYLDER, Faith	6-0	30:33	5.1	1-5	.200	0-0	.000	4-5	.800	4	2	6	1.0	5	0	0	1	2	1	6	1.0
Team											13	21	34					7				
Total		13	2600		392-828	.473	80-224	.357	186-260	.715	193	397	590	45.4	186	1	214	192	77	117	1050	80.8
Opponents		13	2595		259-765	.339	78-263	.297	103-157	.656	136	278	414	31.8	219	2	129	245	22	99	699	53.8

Team Statistics

	MS	OPP
Scoring	1050	699
Points per game	80.8	53.8
Scoring margin	+27.0	-
Field goals-att	392-828	259-765
Field goal pct	.473	.339
3 point fg-att	80-224	78-263
3-point FG pct	.357	.297
3-pt FG made per game	6.2	6.0
Free throws-att	186-260	103-157
Free throw pct	.715	.656
F-Throws made per game	14.3	7.9
Rebounds	590	414
Rebounds per game	45.4	31.8
Rebounding margin	+13.5	-
Assists	214	129
Assists per game	16.5	9.9
Turnovers	192	245
Turnovers per game	14.8	18.8
Turnover margin	+4.1	-
Assist/turnover ratio	1.1	0.5
Steals	117	99
Steals per game	9.0	7.6
Blocks	77	22
Blocks per game	5.9	1.7
Winning streak	8	-
Home win streak	9	-
Attendance	34558	4142
Home games-Avg/Game	9-3840	2-2071
Neutral site-Avg/Game	-	2-750

Team Results

Date	Opponent		Score	Att.
11/03/2025	Davidson	W	66-57	3462
11/07/2025	Georgia St.	W	88-62	6549
11/09/2025	Mississippi Val.	W	107-43	3566
11/13/2025	Jackson St.	W	82-55	3542
11/20/2025	at Texas Tech	L	62-69	3652
11/24/2025	vs Alcorn	W	65-51	750
11/25/2025	vs Middle Tenn.	W	69-47	750
11/30/2025	ULM	W	66-54	3411
12/04/2025	Pittsburgh	W	79-44	3433
12/07/2025	Charlotte	W	89-59	3473
12/14/2025	Southern Miss.	W	87-64	3833
12/17/2025	Alabama St.	W	105-57	3289
12/20/2025	at La Salle	W	85-37	490

GAME-BY-GAME STATISTICS

	W/L	REC	1ST	2ND	3RD	4TH	OT	PTS	MAR	FG-FGA	FG%	3FG-3FGA	3FG%	FT-FTA	FT%	O-D-REB	MAR	PF	AST	TO	STL	BLK	ATT
MISSISSIPPI STATE	W, 66-57	1-0	15	16	16	19	-	66	+9	21-51	41.2	3-9	33.3	21-31	67.7	14-28-42	+15	20	6	18	10	7	3,462
Davidson 11/3		0-1	14	17	13	13	-	57	-9	18-52	34.6	4-14	28.6	17-20	85.0	8-19-27	-15	21	11	17	10	1	
MISSISSIPPI STATE	W, 88-62	2-0	17	32	25	14	-	88	+26	33-64	51.6	10-20	50	12-16	75.0	12-32-44	+15	13	21	15	7	8	6,549
Georgia State 11/7		1-1	10	12	21	19	-	62	-26	23-60	38.3	7-22	31.8	9-14	64.3	7-22-29	-15	13	6	14	9	0	
MISSISSIPPI STATE	W, 107-43	3-0	22	25	27	31	-	107	+64	37-71	52.1	8-17	47.1	25-31	80.6	21-34-55	+30	7	21	14	13	11	3,566
Mississippi Valley State 11/9		0-2	8	11	16	8	-	43	-64	18-60	30.0	4-23	17.4	3-4	75.0	9-16-25	-30	23	8	21	10	4	
MISSISSIPPI STATE	W, 82-55	4-0	22	19	21	20	-	82	+27	32-58	55.2	4-14	28.6	14-22	63.6	8-30-38	+2	16	15	14	12	5	3,542
Jackson State 11/13		1-2	5	19	20	11	-	55	-27	23-64	35.9	6-23	26.1	3-6	50.0	13-23-36	-2	16	9	22	8	2	
MISSISSIPPI STATE	L, 62-69	4-1	31	2	12	17	-	62	-7	20-53	37.7	5-16	31.3	17-21	81.0	6-33-39	+3	20	8	22	3	6	3,652
at Texas Tech 11/20		6-0	16	15	12	26	-	69	+7	26-66	39.4	3-19	15.8	14-17	82.4	8-28-36	-3	18	11	13	11	1	
MISSISSIPPI STATE	W, 65-51	5-1	17	17	16	15	-	65	+14	20-57	35.1	8-28	28.6	17-27	63.0	18-28-46	+12	14	16	18	14	4	750
vs Alcorn State 11/24		1-4	4	10	15	22	-	51	-14	19-55	34.5	8-24	33.3	5-11	45.5	11-23-34	-12	22	13	24	7	1	
MISSISSIPPI STATE	W, 69-47	6-1	18	17	16	18	-	69	+22	27-49	55.1	5-11	45.5	10-13	76.9	6-24-30	+6	21	20	16	4	6	750
vs Middle Tennessee State 11/25		3-4	8	11	16	12	-	47	-22	16-45	35.6	5-17	29.4	10-15	66.7	6-18-24	-6	16	11	19	9	1	
MISSISSIPPI STATE	W, 66-54	7-1	20	10	19	17	-	66	+12	26-63	41.3	4-15	26.7	10-12	83.3	19-19-38	+8	10	14	18	8	4	3,411
ULM 11/30		5-2	18	11	11	14	-	54	-12	22-52	42.3	8-18	44.4	2-2	100.0	11-19-30	-8	19	12	26	7	2	
MISSISSIPPI STATE	W, 79-44	8-1	20	22	28	9	-	79	+35	33-73	45.2	7-22	31.8	6-9	66.7	11-40-51	+10	14	18	8	9	5	3,433
Pitt 12/4		6-5	8	6	14	16	-	44	-35	13-59	22.0	7-17	41.2	11-19	57.9	11-30-41	-10	10	7	18	4	3	
MISSISSIPPI STATE	W, 89-59	9-1	24	21	22	22	-	89	+30	37-71	52.1	6-20	30.0	9-16	56.3	18-33-51	+14	16	13	15	6	8	3,473
Charlotte 12/7		4-6	15	14	17	13	-	59	-30	22-67	32.8	7-21	33.3	8-14	57.1	16-21-37	-14	14	9	16	8	2	
MISSISSIPPI STATE	W, 87-64	10-1	21	19	28	19	-	87	+23	33-70	47.1	6-14	42.9	15-24	62.5	21-34-55	+25	14	15	12	5	4	3,833
Southern Miss 12/14		7-4	10	18	14	22	-	64	-23	23-65	35.4	12-31	38.7	6-10	60.0	11-19-30	-25	17	13	12	4	1	
MISSISSIPPI STATE	W, 105-57	11-1	34	25	24	22	-	105	+48	39-78	50.0	7-17	41.2	20-26	76.9	22-27-49	+15	11	24	9	13	8	3,289
Alabama State 12/17		3-7	10	9	14	24	-	57	-48	21-58	36.2	3-14	21.4	12-20	60.0	13-21-34	-15	19	9	21	4	2	
MISSISSIPPI STATE	W, 85-37	12-1	24	18	18	25	-	85	+48	34-70	48.6	7-21	33.3	10-12	83.3	17-35-52	+21	10	23	13	13	1	490
at La Salle 12/20		8-4	12	8	9	8	-	37	-48	15-62	24.2	4-20	20.0	3-5	60.0	12-19-31	-21	10	8	22	8	2	

GAME-BY-GAME STATISTIC LEADERS

	RESULT	POINTS	REBOUNDS	ASSISTS	STEALS	BLOCKS	MINUTES
Davidson 11/3	W, 66-57	McPhaul (20)	Nwaedozi (10)	McPhaul, Prater (2)	Prater (3)	Francis (6)	McPhaul (37:18)
Georgia State 11/7	W, 88-62	Nwaedozi (17)	Nwaedozi (10)	Crisp (6)	McPhaul, Prater (2)	McPhaul, Nwaedozi, Prater (2)	Crisp (28:59)
Mississippi Valley St. 11/9	W, 107-43	Prater (25)	Nwaedozi (16)	Prater (5)	Nwaedozi (3)	Francis (5)	McPhaul (24:55)
Jackson State 11/13	W, 82-55	Nwaedozi (18)	Nwaedozi (15)	Nwaedozi (4)	Crisp, Francis (3)	Francis (3)	Francis (29:51)
at Texas Tech 11/20	L, 62-69	McPhaul, Crisp (12)	Nwaedozi, Richardson (9)	McPhaul (4)	King, McPhaul, Prater (1)	Nwaedozi (2)	McPhaul (32:10)
vs. Alcorn State 11/24	W, 65-51	Francis (15)	Lampley (10)	Francis, Prater (4)	Francis (3)	Nwaedozi (2)	Francis (30:31)
vs. MTSU 11/25	W, 69-47	Francis (17)	Francis, Nwaedozi (6)	McPhaul (5)	Francis, King, Prater, Richardson (1)	Francis (6)	McPhaul (35:28)
ULM 11/30	W, 66-54	Nwaedozi (13)	Francis (13)	McPhaul, Prater (3)	Crisp, Francis, Lampley, McPhaul (2)	Francis (3)	Francis (36:03)
Pitt 12/4	W, 79-44	McPhaul (22)	Francis (10)	King (4)	Crisp, Francis, Lampley, McPhaul (2)	Francis, Nwaedozi (2)	Francis (29:24)
Charlotte 12/7	W, 89-59	McPhaul, Nwaedozi (16)	Prater (13)	King, McPhaul (3)	McPhaul (3)	Francis (7)	Francis (32:27)
Southern Miss 12/14	W, 87-64	Nwaedozi (21)	Nwaedozi (23)	Crisp, McPhaul (4)	Prater (2)	Francis, Lampley, Nwaedozi, Prater(1)	Crisp (33:27)
Alabama State 12/17	W, 105-57	Francis (30)	Prater (11)	Crisp (7)	Fane, Francis (3)	Francis (4)	Francis (30:14)
at La Salle 12/20	W, 85-37	Lampley (18)	Nwaedozi (16)	McPhaul (10)	McPhaul (6)	Francis (1)	McPhaul (35:14)
Samford 12/28							
Auburn 1/1							
at Oklahoma 1/4							
Tennessee 1/8							
at Ole Miss 1/11							
Vanderbilt 1/15							
Kentucky 1/18							
at Alabama 1/25							
at Tennessee 1/29							
Missouri 2/1							
at South Carolina 2/5							
Georgia 2/12							
at Arkansas 2/16							
Florida 2/19							
at Texas 2/22							
at Texas A&M 2/26							
LSU 3/1							

GAME-BY-GAME STATISTIC LEADERS

POINTS	REBOUNDS	ASSISTS	STEALS	BLOCKS	MINUTES
Nwaedozi5, (5-0)	Nwaedozi8, (7-1)	McPhaul7, (6-1)	Francis.....6, (6-0)	Francis.....10, (10-0)	Francis.....6, (6-0)
McPhaul4, (3-1)	Francis.....3, (3-0)	Prater4, (4-0)	McPhaul6, (5-1)	Nwaedozi5, (4-1)	McPhaul5, (4-1)
Francis.....3, (3-0)	Prater2, (2-0)	Crisp.....3, (3-0)	Prater5, (4-1)	Prater2, (2-0)	Crisp2, (2-0)
Crisp.....1, (0-1)	Lampley1, (1-0)	King.....2, (2-0)	Crisp.....3, (3-0)	Lampley1, (1-0)	
Lampley1, (1-0)	Richardson.....1, (0-1)	Francis.....1, (1-0)	King2, (1-1)	McPhaul1, (1-0)	
Prater1, (1-0)		Nwaedozi1, (1-0)	Lampley.....2, (2-0)		
			Fane.....1, (1-0)		
			Nwaedozi1, (1-0)		
			Richardson.....1, (1-0)		

PLUS/MINUS BREAKDOWN

	RESULT	KING	MCPHAUL	CRISP	PRATER	FANE	LAMPLEY	JIMENEZ	GRAY	WYLDER	NWAEDOZI	RICHARDSON	FRANCIS
Davidson 11/3	W, 66-57	-	15	3	-3	-5	10	-	-	-	5	9	11
Georgia State 11/7	W, 88-62	-	25	13	25	1	20	-2	11	-2	20	10	9
Mississippi Valley St. 11/9	W, 107-43	-	31	30	44	36	28	12	24	14	32	23	46
Jackson State 11/13	W, 82-55	6	25	16	17	2	15	-3	-2	0	25	15	19
at Texas Tech 11/20	L, 62-69	-10	-10	-12	-3	0	6	-5	-	-	-7	0	6
vs. Alcorn State 11/24	W, 65-51	-3	21	17	20	-7	-6	-	-8	-	27	-7	16
vs. MTSU 11/25	W, 69-47	7	18	23	26	-	-1	-	-	-	17	3	17
ULM 11/30	W, 66-54	2	18	7	3	-	6	-	-2	-	9	1	16
Pitt 12/4	W, 79-44	4	36	32	16	-8	15	-12	-1	-	33	25	35
Charlotte 12/7	W, 89-59	11	20	33	15	4	6	0	1	-	29	0	31
Southern Miss 12/14	W, 87-64	1	30	32	21	-11	1	-	-8	-15	38	-	26
Alabama State 12/17	W, 105-57	-	30	47	33	14	23	-7	-4	-1	37	20	48
at La Salle 12/20	W, 85-37	-	42	35	23	14	46	-	8	10	32	19	11
Samford 12/28													
Auburn 1/1													
at Oklahoma 1/4													
Tennessee 1/8													
at Ole Miss 1/11													
Vanderbilt 1/15													
Kentucky 1/18													
at Alabama 1/25													
at Tennessee 1/29													
Missouri 2/1													
at South Carolina 2/5													
Georgia 2/12													
at Arkansas 2/16													
Florida 2/19													
at Texas 2/22													
at Texas A&M 2/22													
LSU 3/1													
		KING	MCPHAUL	CRISP	PRATER	FANE	LAMPLEY	JIMENEZ	GRAY	WYLDER	NWAEDOZI	RICHARDSON	FRANCIS
TOTALS		18	301	276	237	40	169	-17	19	6	297	118	291
GAMES LED IN			5 (5-0)	1 (1-0)	2 (2-0)		2 (1-1)				3 (3-0)		2 (1-1)

LEAD BREAKDOWN

	FIRST HALF			SECOND HALF/OT			FINAL			LARGEST		TIMES TIED		LEAD CHANGES		TIME			BEST RUN
	MSU	OPP	MAR	MSU	OPP	MAR	MSU	OPP	MAR	LEAD	DEFICIT					LED	TRAILED	TIED	
Davidson 11/3	31	31	0	35	26	9	66	57	9	10 (4th 1:23)	7 (2nd 4:23)	7	4			28:44	7:23	1:53	7 (2nd 3:23)
Georgia State 11/7	49	22	27	39	40	-1	88	62	26	39 (3rd 3:25)	4 (1st 9:01)	2	1			36:40	2:21	:59	13 (2nd 4:19)
MVSU 11/9	49	19	30	58	24	34	107	43	64	64 (4th 1:28)	-	0	0			38:54	-	1:06	16 (3rd 8:38)
Jackson State 11/13	41	24	17	41	31	10	82	55	27	30 (4th 0:55)	-	0	0			39:26	-	:34	11 (4th 2:59)
at Texas Tech 11/20	33	31	2	29	38	-9	62	69	-7	15 (1st 0:00)	10 (4th 0:30)	4	3			27:48	10:01	2:11	7 (1st 4:42)
vs. Alcorn State 11/24	34	14	20	31	37	-6	65	51	14	26 (2nd 6:36)	-	1	0			39:42	-	:18	23 (2nd 6:36)
vs. MTSU 11/25	35	19	16	34	28	6	69	47	22	25 (3rd 3:38)	2 (1st 8:34)	3	2			35:43	1:20	2:57	15 (2nd 0:36)
ULM 11/30	30	29	1	36	25	11	66	54	12	16 (3rd 2:14)	1 (2nd 1:41)	2	4			38:10	1:09	:41	13 (3rd 4:53)
Pitt 12/4	42	14	28	37	30	7	79	44	35	49 (4 th 5:49)	3 (1st 9:02)	0	1			38:26	1:18	:16	13 (1st 0:32)
Charlotte 12/7	45	29	16	44	30	14	89	59	30	31 (4th 2:07)	3 (1st 9:32)	4	1			37:27	:40	1:53	11 (1st 3:19)
Southern Miss 12/14	40	28	12	47	36	11	87	64	23	31 (4th 3:34)	2 (1st 8:31)	0	3			37:18	1:13	1:29	15 (3rd 6:29)
Alabama State 12/17	59	19	40	46	38	8	105	57	48	54 (4th 7:32)	-	0	0			39:48	-	:12	18 (2nd 0:06)
at La Salle 12/20	42	20	22	43	17	26	85	37	48	50 (4th 0:50)	3 (1st 9:37)	0	1			38:45	:52	:23	13 (2nd 5:40)
Samford 12/28																			
Auburn 1/1																			
at Oklahoma 1/4																			
Tennessee 1/8																			
at Ole Miss 1/11																			
Vanderbilt 1/15																			
Kentucky 1/18																			
at Alabama 1/25																			
at Tennessee 1/29																			
Missouri 2/1																			
at South Carolina 2/5																			
Georgia 2/12																			
at Arkansas 2/16																			
Florida 2/19																			
at Texas 2/22																			
at Texas A&M 2/26																			
LSU 3/1																			
	FIRST HALF			SECOND HALF/OT			FINAL			LARGEST		TIMES TIED		LEAD CHANGES		TIME			BEST RUN
	MSU	OPP	MAR	MSU	OPP	MAR	MSU	OPP	MAR	LEAD	DEFICIT					LED	TRAILED	TIED	
LARGEST	59	31	40	58	40	34	107	69	64	64	10	7	4			39:48	10:01	2:57	23
SMALLEST	30	14	0	29	17	-9	62	37	-7	10	1	0	0			27:48	-	:16	7

STARTING LINEUPS - STARTER/BENCH SCORING

STARTING LINEUPS BY GAME	1	2	3	4	5
Davidson 11/3	Crisp	McPhaul	Prater	Richardson	Nwaedozi
Georgia State 11/7	Crisp	McPhaul	Prater	Richardson	Nwaedozi
Mississippi Valley St. 11/9	Crisp	McPhaul	Prater	Richardson	Nwaedozi
Jackson State 11/13	Crisp	McPhaul	Prater	Richardson	Nwaedozi
at Texas Tech 11/20	Crisp	McPhaul	Prater	Francis	Nwaedozi
vs. Alcorn State 11/24	Crisp	McPhaul	Prater	Francis	Nwaedozi
vs. MTSU 11/25	Crisp	McPhaul	Prater	Francis	Nwaedozi
ULM 11/30	Crisp	McPhaul	Prater	Francis	Nwaedozi
Pitt 12/4	Crisp	McPhaul	Prater	Francis	Nwaedozi
Charlotte 12/7	Crisp	McPhaul	Prater	Francis	Nwaedozi
Southern Miss 12/14	Crisp	McPhaul	Prater	Francis	Nwaedozi
Alabama State 12/17	Crisp	McPhaul	Prater	Francis	Nwaedozi
at La Salle 12/20	Crisp	McPhaul	Prater	Francis	Nwaedozi
Samford 12/28					
Auburn 1/1					
at Oklahoma 1/4					
Tennessee 1/8					
at Ole Miss 1/11					
Vanderbilt 1/15					
Kentucky 1/18					
at Alabama 1/25					
at Tennessee 1/29					
Missouri 2/1					
at South Carolina 2/5					
Georgia 2/12					
at Arkansas 2/16					
Florida 2/19					
at Texas 2/22					
at Texas A&M 2/26					
LSU 3/1					

STARTING LINEUP RECORDS	1	2	3	4	5
8-1	Crisp	McPhaul	Prater	Francis	Nwaedozi
4-0	Crisp	McPhaul	Prater	Richardson	Nwaedozi

STARTERS/BENCH POINTS PRODUCTION				
	MISSISSIPPI STATE		OPPONENT	
	STARTERS	BENCH	STARTERS	BENCH
Davidson 11/3	47	19	29	28
Georgia State 11/7	53	35	50	12
MVSU 11/9	52	55	31	12
Jackson State 11/13	52	30	26	29
at Texas Tech 11/20	50	12	41	28
vs. Alcorn State 11/24	44	21	33	18
vs. MTSU 11/25	57	12	47	0
ULM 11/30	41	25	38	16
Pitt 12/4	56	23	22	22
Charlotte 12/7	71	18	40	19
Southern Miss 12/14	72	15	43	21
Alabama State 12/17	68	37	20	37
at La Salle 12/20	53	32	23	14
Samford 12/28				
Auburn 1/1				
at Oklahoma 1/4				
Tennessee 1/8				
at Ole Miss 1/11				
Vanderbilt 1/15				
Kentucky 1/18				
at Alabama 1/25				
at Tennessee 1/29				
Missouri 2/1				
at South Carolina 2/5				
Georgia 2/12				
at Arkansas 2/16				
Florida 2/19				
at Texas 2/22				
at Texas A&M 2/26				
LSU 3/1				
	STARTERS	BENCH	STARTERS	BENCH
TOTALS	716	334	443	256
AVERAGES	55.1	25.7	34.1	19.7

MISCELLANEOUS STATISTICS

JUMP BALLS WON

Mississippi State	10 (9-1)
Opponents	3 (3-0)
Overtime	

SCORING SUMMARY

ALL GAMES

	1ST	2ND	3RD	4TH	OT	TOTAL
Mississippi State	287 (+149)	243 (+82)	272 (+80)	248 (+40)	-	1050 (+351)
Opponents	138	161	192	208	-	699

SEC GAMES

	1ST	2ND	3RD	4TH	OT	TOTAL
Mississippi State						
Opponents						

WIN/LOSS MARGIN

	1	2	3	4	5	6	7	8	9	10-14	15-19	20+
Wins	-	-	-	-	-	-	-	-	1	2	-	9
Losses	-	-	-	-	-	-	1	-	-	-	-	-

LEADS AND DEFICITS

Largest Lead After First Quarter	24 (34-10), vs. Alabama State 12/17/25
Largest Halftime Lead	40 (59-19), vs. Alabama State 12/17/25
Largest Halftime Lead Blown	2 (33-31) at. Texas Tech 11/20/25
Largest Halftime Deficit	7 (19-26) vs. Davidson, 11/9/25
Largest Halftime Deficit Overcome	7 (19-26) vs. Davidson, 11/9/25
Largest 1st Half Lead	40 (59-19), vs. Alabama State 12/17/25
Largest 1st Half Lead Blown	15 (31-16, 1Q) at. Texas Tech 11/20/25
Largest 1st Half Deficit	7 (19-26) vs. Davidson, 11/9/25
Largest 1st Half Deficit Overcome	7 (19-26) vs. Davidson, 11/9/25
Largest Lead After Third Quarter	50 (83-33), vs. Alabama State 12/17/25
Largest 2nd Half Lead	64 (107-43), vs. Mississippi Valley State 11/9/25
Largest 2nd Half Lead Blown	5 (43-38) at. Texas Tech 11/20/25
Largest 2nd Half Deficit	10 (69-59) at. Texas Tech 11/20/25
Largest 2nd Half Deficit Overcome	1 (2x) Last: (30-31) vs. ULM 11/30/25
Largest Overall Lead	64 (107-43), vs. Mississippi Valley State 11/9/25
Largest Overall Lead Blown	15 (31-16, 1Q) at. Texas Tech 11/20/25
Largest Overall Deficit	10 (69-59) at. Texas Tech 11/20/25
Largest Overall Deficit Overcome	7 (19-26), vs. Davidson 11/3/25
Largest Margin of Victory	64 (107-43), vs. Mississippi Valley State 11/9/25

HOME/ROAD/NEUTRAL SPLITS

Field Goal% / Opp. Field Goal% At Home	48.6 (291-599) / 34.1 (183-537)
Field Goal% / Opp. Field Goal% On The Road	43.9 (54-123) / 32.0 (41-128)
Field Goal% / Opp. Field Goal% At Neutral Site	44.3 (47-106) / 35.0 (35-100)
Three-Point Field Goal% / Opp. Three-Point Field Goal% At Home	37.2 (55-148) / 31.7 (58-183)
Three-Point Field Goal% / Opp. Three-Point Field Goal% On The Road	32.4 (12-37) / 17.9 (7-39)
Three-Point Field Goal% / Opp. Three-Point Field Goal% At Neutral Site	33.3 (13-39) / 31.7 (13-41)
Free Throw% / Opp. Free Throw% At Home	70.6 (132-187) / 65.1 (71-109)
Free Throw% / Opp. Free Throw% On The Road	81.1 (27-33) / 77.3 (17-22)
Free Throw% / Opp. Free Throw% At Neutral Site	67.5 (27-40) / 57.7 (15-26)
Scoring Average / Opp. Scoring Average At Home	85.4 / 55
Scoring Average / Opp. Scoring Average On The Road	73.5 / 53
Scoring Average / Opp. Scoring Average At Neutral Site	67 / 49

ATTENDANCE

	GAMES	RECORD	TOTAL	AVERAGE	HIGHEST
Home	9	9-0	34,558	3,840	6,549
Away	2	1-1	4,142	2,071	3,652
Neutral	2	2-0	1,990	663.3	750

MISSISSIPPI STATE QUARTER BREAKDOWN

Most 1st Quarter Points	34, vs. Alabama State 12/18/25
Most 2nd Quarter Points	32, vs. Georgia State 11/7/25
Most 3rd Quarter Points	28, vs. Southern Miss 12/14/25
Most 4th Quarter Points	31, vs. Mississippi Valley State 11/9/25
Most Overtime Points	

Fewest 1st Quarter Points	15, vs. Davidson, 11/3/25
Fewest 2nd Quarter Points	2, at. Texas Tech, 11/20/25
Fewest 3rd Quarter Points	12, at. Texas Tech, 11/20/25
Fewest 4th Quarter Points	9, vs. Alcorn State, 11/24/25
Fewest Overtime Points	

OPPONENTS QUARTER BREAKDOWN

Most 1st Quarter Points	18, vs. ULM, 11/30/25
Most 2nd Quarter Points	19, vs. Jackson State, 11/13/25
Most 3rd Quarter Points	21, vs. Georgia State, 11/7/25
Most 4th Quarter Points	26, at. Texas Tech, 11/20/25
Most Overtime Points	

Fewest 1st Quarter Points	4, vs. Alcorn State, 11/24/25
Fewest 2nd Quarter Points	6, vs. Pitt, 12/4/25
Fewest 3rd Quarter Points	9, at. La Salle, 12/20/25
Fewest 4th Quarter Points	8 (2x) Last: at. La Salle, 12/20/25
Fewest Overtime Points	

HALF BREAKDOWN

Most Mississippi State Half Points	59 (34, 25, 1H), vs. Alabama State, 12/17/25
Most Mississippi State 1st Half Points	59 (34, 25), vs. Alabama State, 12/17/25
Most Mississippi State 2nd Half Points	58 (27, 31), vs. Mississippi Valley State, 11/9/25

Fewest Mississippi State Half Points	29 (12, 17, 2H), at. Texas Tech, 11/20/25
Fewest Mississippi State 1st Half Points	30 (20, 10), vs. ULM, 11/30/25
Fewest Mississippi State 2nd Half Points	29 (12, 17), at. Texas Tech, 11/20/25

Most Opponent Half Points	40 (21, 19, 2H), vs. Georgia State, 11/7/25
Most Opponent 1st Half Points	31 (2x) Last (16, 15), at. Texas Tech, 11/20/25
Most Opponent 2nd Half Points	40 (21, 19), vs. Georgia State, 11/7/25

Fewest Opponent Half Points	14 (2x) Last (8, 6, 1H), vs. Pitt, 12/4/25
Fewest Opponent 1st Half Points	14 (2x) Last (8, 6), vs. Pitt, 12/4/25
Fewest Opponent 2nd Half Points	17 (9, 8), at. La Salle, 12/20/25

MISSISSIPPI STATE OFFENSIVE PRODUCTION (FIELD-GOAL PERCENTAGE)

10 FG%	
20 FG%	
30 FG% (2, 1-1)	Last: 35.1, vs. Alcorn State, 11/24/25
40 FG% (5, 5-0)	Last: 48.6, at. La Salle, 12/20/25
50 FG% (6, 6-0)	Last: 50.0, vs. Alabama State, 12/17/25

(TOTAL GAMES, RECORD IN GAMES)

MISSISSIPPI STATE DEFENSIVE PRODUCTION (OPPONENT FIELD-GOAL PERCENTAGE)

10 FG%	
20 FG% (2, 2-0)	24.2, at. La Salle, 12/20/25
30 FG% (10, 9-1)	Last: 36.2, vs. Alabama State, 12/17/25
40 FG% (1, 1-0)	Last: 42.3, vs. ULM, 11/30/25
50 FG%	

(TOTAL GAMES, RECORD IN GAMES)

SPECIALTY SCORING STATISTICS

[illegible]

A MISSISSIPPI STATE TEAM

Won 30 Consecutive Games	32, 11/10/17-3/3/18
Won 10 Consecutive Home Games	32, 3/17/17-2/10/19
Won 10 Consecutive Road Games.....	14, 12/20/18-1/9/20
Lost Five Consecutive Games	5, 2/11/24-2/29/24
Defeated An AP No. 1 Team	vs. No. 1 UConn 66-64, 3/31/17
Defeated An AP Top-10 Team	vs. No. 10 Oklahoma 81-77, 1/9/25
Defeated An AP Top-10 Team At Home	vs. No. 10 Oklahoma 81-77, 1/9/25
Defeated An AP Top-25 Team	vs. No. 10 Oklahoma 81-77, 1/9/25
Defeated An AP Top-25 Team On The Road	at No. 23 Tennessee 72-55, 2/6/20
Overcame A 10-Point Deficit To Win	14, vs. Missouri, 3/5/25
Overcame A 10-Point Halftime Deficit To Win	11, at Auburn, 2/21/20
Overcame A Five-Point Deficit In Fourth Quarter To Win	6, at Kentucky, 2/1/24
Won An Overtime Game	at Kentucky, 77-74 (OT), 2/1/24
Lost An Overtime Game.....	at Ole Miss, 71-75 (OT), 2/18/24
Won A Double Overtime Game	at Vanderbilt, 85-77 (2OT), 2/13/25
Lost A Double Overtime Game	at Kentucky, 90-92 (2OT), 2/12/15
Scored 100+ Points	105, vs Alabama State, 12/18/25
Scored 100+ Points In Three-Straight Games	4, 11/15/18-11/24/18
Scored 100+ Points At Home.....	105, vs Alabama State, 12/18/25
Scored 100+ Points On The Road	102, at Chicago State, 12/8/24
Scored 100+ Points At Neutral Site	102, vs. Tulsa, 11/26/23
Scored 90+ Points	107, vs Mississippi Valley State, 11/9/25
Scored 90+ Points On The Road	102, at Chicago State, 12/8/24
Two Players Score 30+ Points.....	McCowan (35) and Vivians (30), vs. Oregon, 12/13/17
Three Players Score 20+ Points	Espinoza-Hunter (24), McCowan (24), Scott (20), vs. Arkansas, 3/10/19
Two Players Score 20+ Points	Francis (30) and Nwaedozi (20), vs Alabama State, 12/18/25
Made 50 Field Goals	53, vs. Judson College, 2/24/86
Made 40 Field Goals	40, at Chicago State, 12/8/24
Attempted 80+ Field Goals	87, vs. McNeese State, 12/1/21
Attempted 90+ Field Goals	90 at Vanderbilt, 2/13/25
Attempted 100+ Field Goals.....	104, vs. Montevallo 11/19/79
Shot 60% from the field	62.3, vs. Auburn, 1/23/25
Shot 55% from the field	55.1, vs Middle Tennessee, 11/25/25
Made 10+ Three-Point Field Goals	10, vs Georgia State, 11/7/25
Made 15 Three-Point Field Goals	18, vs. Troy, 12/14/20
Attempted 30+ Three-Point Field Goals.....	31, at LSU, 2/2/25
Shot 55% From Three	55.0 (11-20), vs. Missouri, 3/3/24
Shot 60% From Three	62.5 (5-8), at Ole Miss, 3/1/20
Shot 65% From Three	68.8 (11-16), vs. Old Dominion 12/19/22
Made 25+ Free Throws	25, vs. Mississippi Valley State, 11/9/25
Made 30+ Free Throws	33, vs. Louisiana Tech, 12/11/14
Attempted 30+ Free Throws	31, vs. Mississippi Valley State, 11/9/25
Attempted 45+ Free Throws	46, vs. Louisiana Tech, 12/11/14
Shot 90% From Free Throw Line (Min. 10 Made)	95 (20-21), vs. Chattanooga, 11/17/24
Had 65+ Rebounds	65, at Vanderbilt, 2/13/25
Had 70+ Rebounds	70, vs. Alcorn State, 11/6/23
Had 75+ Rebounds	78, vs. Judson College, 2/24/86
Had 25+ Assists	27, vs. South Carolina State, 12/29/24
Had 35+ Assists	37, vs. Memphis, 1/3/80
Had 10+ Blocked Shots	11, vs. Mississippi Valley State, 11/9/25
Had 15+ Steals.....	16, vs. South Carolina State, 12/29/24
Had 20+ Steals.....	20, vs. Mississippi Valley State, 11/24/15
Had 30+ Steals.....	30, vs. New Orleans, 11/17/13

AN OPPONENT

Scored 35 Points Or Less	35, vs. Jacksonville, 11/24/24
Scored 30 Points Or Less	29, vs. Alabama State, 11/13/24
Shot 60% From The Field.....	61.0%, vs. Florida, 2/11/24
Shot 55% From The Field.....	61.0%, vs. Florida, 2/11/24
Shot Below 20% From The Field	18.9%, vs. Jacksonville, 11/24/24
Made 10 Or Less Field Goals.....	10, vs. Jacksonville, 11/24/24

A MISSISSIPPI STATE PLAYER

Scored 30 Points	30, Madison Francis vs Alabama State 12/18/25
Scored 40 Points	40, Jerkaila Jordan at Missouri, 1/27/25
Scored 45 Points	47, Tan White vs. Vanderbilt (2OT), 2/3/05
Scored In Double Figures In 100-Straight Games	125, LaToya Thomas, 11/19/99-3/24/03
Scored In Double Figures In 10-Straight Games	17, Anastasia Hayes, 12/1/21-2/3/22
Scored 30 Points In Two-Straight Games.....	Tan White, vs. Arkansas, 3/3/05, vs. Auburn, 2/27/05
Scored 20 Points In Five-Straight Games	5, Jerkaila Jordan, 11/29/24-12/17/24
Scored 20 Points In 10-Straight Games	12, LaToya Thomas, 2/1/01-3/20/01
Had All Five Starters In Double Figures	vs. Tulsa, 11/26/23
Had Six Players Scored In Double Figures.....	6, vs Charlotte 12/7/25
Had Five Players Scored In Double Figures In Two-Straight Games ..	2, vs Alabama State, 12/17 and at La Salle, 12/20/25
Made 15 Field Goals	18, Rickea Jackson vs. McNeese State, 12/1/21
Made 20 Field Goals	20, LaToya Thomas vs. Tulsa, 11/17/02
Made 10 Three-Point Field Goals	10, Lauren Park-Lane at Colorado State, 12/20/23
Made 10 Free Throws.....	10, Jerkaila Jordan at Penn Sate, 3/28/24
Made 15 Free Throws.....	18, Jennifer Fambrough vs. Northwestern State, 12/19/98
Had 15 Rebounds	16, Favour Nwaedozi at La Salle, 12/20/25
Had 20 Rebounds	23, Favour Nwaedozi vs Southern Miss, 12/14/25
Had 25 Rebounds	25, Teaira McCowan vs. Louisville, 3/30/18
Had 15 Rebounds In Consecutive Games.....	Favour Nwaedozi, 11/9/25 - 11/13/25
Had 10 Rebounds In Five-Straight Games.....	7, Teaira McCowan, 2/28/19-3/24/19
Had Four Players Record 10 Rebounds	Barnum, Carter, Montague, Rogers, vs. Mississippi Valley State, 2/29/23
Had 10 Offensive Rebounds	11, Jessika Carter vs. Jackson State, 12/14/23
Had 10 Defensive Rebounds.....	10, Favour Nwaedozi at La Salle, 12/20/25
Had 15 Defensive Rebounds.....	15, Madina Okot at Vanderbilt, 2/13/25
Had 10 Assists	10, Destiney McPhaul, at La Salle, 12/20/25
Had 15 Assists	17, Polly Branch vs. Bryan, 2/1/86
Blocked Five Shots	7, Madison Francis, vs. Charlotte, 12/7/25
Blocked 10 Shots	10, Martha Alwal vs. Jacksonville State, 11/11/11
Had Six Steals.....	6, Destiney McPhaul, at La Salle, 12/20/25
Had Seven Steals	7, Mjracle Sheppard vs. Kennesaw State, 12/11/23
Had 20 Points And 10 Assists.....	Lauren Park-Lane, 20 points and 10 assists vs. Miami (Fla.), 11/29/23
Had 15 Points And 15 Rebounds.....	Favour Nwaedozi, 18 points and 15 rebounds, vs. Jackson State 11/13/25
Had 20 Points And 15 Rebounds.....	Favour Nwaedozi, 21 points and 23 rebounds vs Southern Miss, 12/14/25
Had 20 Points And 20 Rebounds.....	Favour Nwaedozi, 21 points and 23 rebounds vs Southern Miss, 12/14/25
Had A Double-Double In Three-Straight Games.....	4, Chandler Prater, 12/7/25 - 12/20/25
Had A Double-Double In Five-Straight Games	8, Teaira McCowan, 2/28/19-3/29/19
Had 2+ Players Record A Double-Double	McPhaul, Prater, Nwaedozi at La Salle, 12/20/25
Had 3+ Players Record A Double-Double	McPhaul, Prater, Nwaedozi at La Salle, 12/20/25
Had 10 Double-Doubles In A Season.....	12, Madina Okot, 2024-25
Had A Triple-Double	Darrione Rogers, 14 points, 12 rebounds, 10 assists vs. Mississippi Valley State, 12/29/23
Had 15 Points, 10 Assists and Six Steals ...	Destiney McPhaul, 16 points, 10 assists, Six steals at La Salle, 12/20/25
Had 15 Points, 10 Rebounds and Five Steals	Madina Okot, 17 points, 12 rebounds, Five steals, vs. Alabama State, 11/13/24
Had 15 Points, 10 Rebounds and Five Assists	Eniya Russell, 16 points, 10 rebounds, six assists at UMES, 12/20/24
Has 25 Points, Five Rebounds and Five Assists	Chandler Prater, 25 points, five rebounds, five assists, vs MVSU, 11/9/25

1 MISSISSIPPI STATE 66, DAVIDSON 57
Nov. 3, 2025 | Starkville, Miss. | Humphrey Coliseum | 3,462



Official Basketball Box Score - Final
Davidson at Mississippi St.
11/03/25 Humphrey Coliseum, Starkville
2025-26 Women's Basketball

Game Time: 6:32 PM
Game Duration: 2:04
Attendance: 3,462

Officials: Royce Bevin, Talisa Green, Pusani Spurlock

Davidson - 57

Record: 0-1

NO.	Name	Min	FG	3P	FT	Rebounds	Fouls	TP	AS	TO	ST	Blocks	+/-
			M-A	M-A	M-A	OR DR TOT	PF FD					BS BA	
26	Edina Strausz	C 11:29	1-2	0-0	4-6	2 0 2	1 3	6	1	2	2	0 0	0
7	Katie Donovan	G 37:50	2-5	2-2	0-0	0 5 5	4 2	6	4	3	3	0 1	-4
14	Kyra Bruyndoncx	G 20:51	2-7	0-1	0-0	0 1 1	3 1	4	0	1	1	0 1	-18
21	Charlise Dunn	G 36:38	3-13	1-5	4-4	0 4 4	3 2	11	1	2	1	0 2	-8
44	Emilie Bessell	G 09:55	0-0	0-0	2-2	0 0 0	0 2	2	0	1	0	0 0	-4
10	Ines Garcia Monje	25:07	4-9	0-2	3-4	3 3 6	4 5	11	1	3	1	0 1	-6
17	Candice Lienafa	05:34	0-0	0-0	0-0	0 0 0	0 1	0	0	0	0	0 0	-4
13	Sienna Dauer	17:13	1-2	0-0	0-0	0 3 3	1 2	2	0	1	1	1 0	-9
11	Angeliki Ziaka	16:39	2-6	1-3	0-0	0 0 0	1 0	5	1	1	0	1 0	2
3	Jasmine Timmerman	02:55	2-3	0-1	0-0	0 0 0	0 0	4	0	0	0	0 0	0
4	Elena Alvarez Castellanos	16:20	1-5	0-0	4-4	0 1 1	4 2	6	3	4	0	0 0	5
Team						3 2 5	0	0	0	0	0	0	
Totals			18-52	4-14	17-20	8 19 27	21 20 57	11	17	10	1	7 9	

Major Fouls: NONE

Shooting By Period		
1st FG%	5-18	27.8%
3PT%	1-6	16.7%
FT%	3-4	75%
2nd FG%	7-12	58.3%
3PT%	1-2	50.0%
FT%	2-2	100%
3rd FG%	2-9	22.2%
3PT%	0-2	0.0%
FT%	9-10	90%
4th FG%	4-13	30.8%
3PT%	2-4	50.0%
FT%	3-4	75%
GM FG%	18-52	34.6%
FT%	4-14	28.6%
FT%	17-20	85.0%

Dead Ball Rebounds: 1,0

Mississippi St. - 66

Record: 1-0

NO.	Name	Min	FG	3P	FT	Rebounds	Fouls	TP	AS	TO	ST	Blocks	+/-
			M-A	M-A	M-A	OR DR TOT	PF FD					BS BA	
25	Favour Nwaedoz	F 28:52	3-10	0-0	4-7	7 3 10	3 4	10	0	1	2	0 0	5
33	Kharyssa Richardson	F 29:10	2-9	0-0	2-2	1 5 6	3 3	6	0	3	1	0 0	9
2	Destiny McPhaul	G 37:18	6-10	2-5	6-6	1 4 5	3 4	20	2	2	0	0 15	
4	Trayanna Crisp	G 22:12	0-1	0-1	3-4	0 0 0	4 3	3	0	2	0	0 0	3
5	Chandler Prater	G 21:52	3-4	1-1	1-2	0 7 7	4 1	8	2	3	3	0 0	-3
40	Madison Francis	31:09	3-8	0-1	2-4	1 3 4	3 2	8	1	3	0	6 1	11
10	Jaylah Lampley	27:10	4-9	0-1	3-6	3 3 6	0 4	11	1	2	2	1 0	10
8	Awa Fane	02:18	0-0	0-0	0-0	0 0 0	0 0	0	0	1	2	0 0	-5
Team						1 3 4	0	0	1	1	0	0	
Totals			21-51	3-9	21-31	14 28 42	20 21 66	6	18	10	7	1 9	

Major Fouls: NONE

Shooting By Period		
1st FG%	7-16	43.8%
3PT%	1-3	33.3%
FT%	0-0	0%
2nd FG%	6-14	42.9%
3PT%	2-3	66.7%
FT%	2-3	66.7%
3rd FG%	5-13	38.5%
3PT%	0-2	0.0%
FT%	6-8	75%
4th FG%	3-8	37.5%
3PT%	0-1	0.0%
FT%	13-20	65%
GM FG%	21-51	41.2%
3PT%	3-9	33.3%
FT%	21-31	67.7%

Dead Ball Rebounds: 7,0

	DC	STATE
Biggest lead	7 (2 nd 4:43)	10 (4 th 1:23)
Best Scoring Run	8 (2 nd 9:24)	7 (2 nd 3:23)
Lead Changes	4	
Times Tied	7	
Time with Lead	07:23	28:44

Points from	DC	STATE
Turnovers	15	18
Paint	26	28
Second Chance	4	18
Fast Breaks	2	6
Bench	28	19

Period by Period Scoring	1st	2nd	3rd	4th	TOT
DC	14	17	13	13	57
STATE	15	16	16	19	66

3 MISSISSIPPI STATE 104, MISSISSIPPI VALLEY 43
Nov. 9, 2025 | Starkville, Miss. | Humphrey Coliseum | 3,462



Official Basketball Box Score - Final
Mississippi Val. at Mississippi St.
11/09/25 Humphrey Coliseum, Starkville
2025-26 Women's Basketball

Game Time: 2:02 PM
Game Duration: 1:44
Attendance: 3,566

Officials: Timothy Greene, Angel Kent, Nicole Brannon

Mississippi Val. - 43

Record: 0-1

NO.	Name	Min	FG	3P	FT	Rebounds	Fouls	TP	AS	TO	ST	Blocks	+/-
			M-A	M-A	M-A	OR DR TOT	PF FD					BS BA	
12	Nairobi Lewis	C 16:45	0-3	0-0	1-2	0 2 2	2 1	1	0	3	0	1 1	-24
3	Kylah McCullers	G 17:30	4-9	2-5	0-0	0 0 0	3 1	10	1	2	2	1 1	-28
5	Jaeda Murphy	G 28:51	3-7	0-0	0-0	1 1 2	1 1	6	3	3	2	0 2	-38
7	Janiya Jones	G 24:33	2-10	2-8	0-0	2 2 2	1 0	6	0	2	2	0 0	-28
1	Poetrie Dace	20:00	0-3	0-0	0-0	3 3 3	3 0	0	0	2	3	0 1	-31
30	Keanna Coburn	14:43	1-3	0-0	0-0	2 2 4	0 4	2	0	0	0	1 1	-23
2	Sydney Marshall	19:05	2-4	0-0	2-2	0 2 2	0 3	6	2	4	0	0 0	-22
0	Taylor Crawford	12:49	2-6	0-1	0-0	1 0 1	2 0	4	1	2	0	0 0	-36
15	Aaliyah Taylor	10:19	0-4	0-3	0-0	0 0 0	0 1	0	0	1	0	0 0	-21
25	Sydney Thompson	06:53	0-3	0-2	0-0	0 1 1	4 1	0	0	1	0	0 0	-19
10	Caiside Snapp	04:57	0-1	0-0	0-0	1 1 2	0 0	0	1	0	0	0 1	-14
Team						3 1 4	0	0	0	0	0	0	
Totals			18-60	4-23	3-4	9 16 25	23 7 43	8	21	10	4	11 -64	

Major Fouls: NONE

Shooting By Period		
1st FG%	3-15	20.0%
3PT%	2-7	28.6%
FT%	0-0	0%
2nd FG%	5-14	35.7%
3PT%	0-6	0.0%
FT%	1-2	50%
3rd FG%	7-15	46.7%
3PT%	2-5	40.0%
FT%	0-0	0%
4th FG%	3-16	18.8%
3PT%	0-5	0.0%
FT%	2-2	100%
GM FG%	18-60	30.0%
3PT%	4-23	17.4%
FT%	3-4	75.0%

Dead Ball Rebounds: 0,0

Mississippi St. - 107

Record: 1-0

NO.	Name	Min	FG	3P	FT	Rebounds	Fouls	TP	AS	TO	ST	Blocks	+/-
			M-A	M-A	M-A	OR DR TOT	PF FD					BS BA	
25	Favour Nwaedoz	F 19:03	3-6	0-0	1-4	8 8 16	0 3	7	1	1	3	2 0	32
33	Kharyssa Richardson	F 19:15	3-7	0-1	2-2	0 2 2	1 1	8	1	0	0	2 0	23
2	Destiny McPhaul	G 24:55	3-6	0-1	3-3	0 2 2	0 2	9	3	1	2	0 0	31
4	Trayanna Crisp	G 16:47	1-2	1-1	0-0	0 2 2	0 2	3	3	0	2	0 1	30
5	Chandler Prater	G 22:32	6-11	4-6	9-9	2 3 5	0 5	25	5	2	0	0 1	44
8	Awa Fane	20:30	2-6	1-2	0-0	0 2 2	1 0	5	1	0	1	0 1	36
10	Jaylah Lampley	23:15	4-11	1-2	0-0	3 2 5	2 1	9	3	5	0	0 1	28
40	Madison Francis	24:25	7-12	1-4	2-2	4 4 8	0 2	17	3	2	2	5 0	46
22	Nataliyah Gray	15:11	4-5	0-0	7-9	1 6 7	2 5	15	1	3	1	0 0	24
23	Faith Wylder	08:17	0-0	0-0	0-0	0 1 1	1 0	0	0	0	1	1 0	14
13	Rocio Jimenez	05:00	4-5	0-0	1-2	2 1 3	0 2	9	0	1	0	1 0	12
Team						1 1 2	0	0	0	0	0	0	
Totals			37-71	8-17	25-31	21 34 55	7 23 107	21	14	13	11	4 64	

Major Fouls: NONE

Shooting By Period		
1st FG%	10-18	55.6%
3PT%	2-4	50.0%
FT%	2-2	100%
2nd FG%	8-13	61.5%
3PT%	3-4	75.0%
FT%	6-9	66.7%
3rd FG%	8-19	42.1%
3PT%	3-8	37.5%
FT%	8-9	88.9%
4th FG%	11-21	52.4%
3PT%	0-1	0.0%
FT%	9-11	81.8%
GM FG%	37-71	52.1%
3PT%	8-17	47.1%
FT%	25-31	80.6%

Dead Ball Rebounds: 3,0

	MVSU	STATE
Biggest lead	0 (1 st 10:00)	64 (4 th 1:28)
Best Scoring Run	6 (2 nd 3:02)	16 (3 rd 8:38)
Lead Changes	0	
Times Tied	0	
Time with Lead	00:00	38:54

Points from	MVSU	STATE
Turnovers	9	29
Paint	24	48
Second Chance	4	27
Fast Breaks	9	14
Bench	12	55

Period by Period Scoring	1st	2nd	3rd	4th	TOT
MVSU	8	11	16	8	43
STATE	24	25	27	31	107

2 MISSISSIPPI STATE 88, GEORGIA STATE 62
Nov. 7, 2025 | Starkville, Miss. | Humphrey Coliseum | 6,549



Official Basketball Box Score - Final
Georgia St. at Mississippi St.
11/07/25 Humphrey Coliseum, Starkville
2025-26 Women's Basketball

Game Time: 11:00 AM
Game Duration: 1:46
Attendance: 6,549

Officials: Maj Forsberg, Ashlee Goode, Cara Segge

Georgia St. - 62

Record: 1-1

NO.	Name	Min	FG M-A	3P M-A	FT M-A	Reb OR DR TOT	Fouls PF FD	TP	AS	TO	ST	Blocks BS BA	+/-
23	Ari Dyson	F 24:42	5-8	0-0	0-0	0 3 3	1 0	10	0	2	1	0 0	-4
0	Morgan Robinson-Nwagwu	G 21:45	4-9	0-1	3-5	3 2 5	3 3	11	0	2	2	0 2	-8
13	Cheyenne Holloman	G 27:23	1-7	0-2	0-0	0 4 4	3 3	2	0	0	0	2	-17
30	Crystal Henderson	G 30:21	6-11	3-6	4-7	0 3 3	1 4	19	5	3	2	0 0	-10
31	Kaleigh Addie	G 25:29	3-6	2-3	0-0	0 2 2	1 0	8	1	2	1	0 2	-16
5	Eghosa Obasuyi	09:20	1-3	1-2	0-0	0 1 1	0 2	3	0	0	0	0 1	-3
27	Gabbie Grooms	16:46	0-3	0-2	2-2	0 2 2	0 1	2	0	3	0	0 1	-22
8	Nari Powers	15:18	1-7	0-3	0-0	0 3 3	2 0	2	0	1	2	0 0	-22
10	Monna Julkunen	07:35	0-1	0-1	0-0	0 0 0	0 0	0	0	0	0	0 0	-10
42	Grace Lanier	11:41	0-1	0-0	0-0	0 0 0	2 0	0	0	0	0	0 0	-16
1	Savannah Robinson-Holmes	09:40	2-4	1-2	0-0	0 0 0	0 0	5	0	0	1	0 0	-2
Team						4 2 6	0	0	1				

13

MISSISSIPPI STATE 85, LA SALLE 37
Dec. 20, 2025 | Philadelphia, Pa. | John E. Glaser Arena | 490



Official Basketball Box Score - Final
Mississippi St. at La Salle
12/20/25 John E. Glaser Arena, Philadelphia
2025-26 Women's Basketball

Game Time: 12:00 PM
Game Duration: 1:45
Attendance: 490

Officials: Bryan Brunette, Kaitlyn Tortorice, Trevor Inuoye

Mississippi St. - 85

Record: 12-1

NO.	Name	Min	FG M-A	3P M-A	FT M-A	Rebounds			Fouls PF FD	TP	AS	TO	ST	Blocks		+/-
						OR	DR	TOT						BS	BA	
25	Favour Nwaedoz	F 24:56	5-9	0-0	3-3	6	10	16	3 2	13	3	2	1	0	0	32
40	Madison Francis	F 14:02	1-3	0-0	2-2	1	1	2	1 1	4	2	1	2	1	0	11
2	Destiney McPhaul	G 35:14	6-12	2-4	2-2	2	4	6	0 1	16	10	2	6	0	0	42
4	Trayanna Crisp	G 30:29	4-12	1-6	1-2	0	0	0	1 2	10	2	1	1	0	1	35
5	Chandler Prater	G 28:12	5-10	0-3	0-0	2	8	10	3 1	10	2	2	2	0	0	23
8	Awa Fane	08:21	2-4	2-2	0-0	0	0	0	0 0	6	0	0	0	0	1	14
16	Jaylah Lampley	30:16	8-12	2-4	0-0	3	3	6	1 0	18	2	4	1	0	0	46
33	Kharyssa Richardson	18:02	2-4	0-1	1-2	0	7	7	1 2	5	1	0	0	0	0	19
23	Faith Wylder	06:18	1-2	0-0	1-1	1	1	2	0 1	3	0	1	0	0	0	10
22	Nataliyah Gray	04:12	0-2	0-1	0-0	0	0	0	0 0	0	1	0	0	0	0	8
Team						2	1	3	0	0	0	0	0	0	0	0
Totals						34-70	7-21	10-12	17 35	52	10	10	85	23	13	1 2 48

Major Fouls: NONE

Shooting By Period		
1 st FG%	10-18	55.6%
3PT%	2-5	40.0%
FT%	2-2	100%
2 nd FG%	7-15	46.7%
3PT%	1-6	16.7%
FT%	3-4	75%
3 rd FG%	7-17	41.2%
3PT%	3-7	42.9%
FT%	1-2	50%
4 th FG%	10-20	50.0%
3PT%	1-3	33.3%
FT%	4-4	100%
GM FG%	34-70	48.6%
3PT%	7-21	33.3%
FT%	10-12	83.3%

Dead Ball Rebounds: 2, 0

La Salle - 37

Record: 8-4

NO.	Name	Min	FG M-A	3P M-A	FT M-A	Rebounds			Fouls PF FD	TP	AS	TO	ST	Blocks		+/-
						OR	DR	TOT						BS	BA	
20	Anna Przyszlak	F 16:00	1-1	0-0	0-0	2	1	3	1 0	2	1	1	0	0	0	-23
24	Kiara Williams	F 13:22	0-4	0-1	0-0	0	1	1	2 0	0	0	0	1	0	1	-10
0	Aryss Macktoon	G 24:26	4-18	1-3	0-0	2	2	4	1 2	9	0	3	3	0	0	-27
13	Joan Quinn	G 24:48	1-8	0-3	0-0	0	3	3	2 1	2	3	3	1	0	0	-33
15	Ashleigh Connor	G 21:06	3-10	1-2	3-5	2	2	4	0 4	10	1	4	1	0	0	-22
3	Lauren Patnode	19:29	2-8	1-5	0-0	0	2	2	1 1	5	2	1	1	0	0	-17
10	Ivona Miljanic	14:46	1-2	1-2	0-0	0	1	1	0 1	3	0	0	0	0	0	-11
7	Amiya Moses	22:27	2-4	0-1	0-0	3	0	3	1 0	4	1	3	0	0	0	-31
11	Sania Jenkins	15:39	0-4	0-2	0-0	0	0	0	0 0	0	0	1	1	2	0	-21
6	Jana Mbambo Njoya	08:42	1-2	0-0	0-0	0	0	0	1 0	2	0	0	0	0	0	-11
22	Yar Manyel	11:12	0-0	0-0	0-0	1	2	3	0 1	0	0	2	0	0	0	-17
33	Ava Hoy	08:04	0-1	0-1	0-0	0	2	2	1 0	0	0	1	0	0	0	-17
Team						2	3	5	0	0	0	3	0	0	0	0
Totals						15-62	4-20	3-5	12 19	31	10	10	37	8	22	8 2 1 -48

Major Fouls: NONE

Dead Ball Rebounds: 2, 0

	MSS	LAS
Biggest lead	50 (4 th 0:50)	3 (1 st 9:37)
Best Scoring Run	13 (2 nd 5:40)	7 (2 nd 1:37)
Lead Changes	1	
Times Tied	0	
Time with Lead	38:45	00:52

Points from	MSS	LAS
Turnovers	31	7
Paint	46	22
Second Chance	16	9
Fast Breaks	21	3
Bench	32	14

Period by Period Scoring					
	1st	2nd	3rd	4th	TOT
MSS	24	18	18	25	85
LAS	12	8	9	8	37

IN THE POLLS

ASSOCIATED PRESS POLL

Week Eight - Released/Updated on Dec. 22

RANK	SCHOOL	RECORD	POINTS
1	UConn	12-0	793 (25)
2	Texas	14-0	775 (7)
3	South Carolina	12-1	727
4	UCLA	11-1	710
5	LSU	13-0	644
6	Michigan	10-1	636
7	Maryland	13-0	580
8	TCU	13-0	564
8	Oklahoma	11-1	564
10	Iowa State	13-0	556
11	Kentucky	12-1	439
12	Vanderbilt	12-0	417
13	Louisville	12-3	400
14	Iowa	10-2	368
15	Ole Miss	12-1	359
16	North Carolina	11-3	301
17	USC	9-3	255
18	Notre Dame	9-2	242
19	Ohio State	10-1	213
20	Nebraska	12-0	180
21	Texas Tech	14-0	126
22	Baylor	11-3	124
23	Tennessee	7-3	122
24	Michigan State	10-1	88
25	Princeton	11-1	69

OTHERS RECEIVING VOTES: Oklahoma State 37, Alabama 26, Stanford 21, Georgia 20, Washington 17, NC State 12, Arizona State 7, Illinois 4, Oregon 3, BYU 1

USA TODAY/WBCA COACHES' POLL

Week Eight - Released/Updated on Dec. 23

RANK	SCHOOL	RECORD	POINTS
1	UConn	12-0	772
2	Texas	14-0	747
3	South Carolina	12-1	701
4	UCLA	11-1	672
5	LSU	13-0	650
6	Michigan	13-0	604
7	TCU	13-0	573
8	Oklahoma	12-1	555
8	Michigan	10-1	555
10	Iowa State	13-0	513
11	Vanderbilt	12-0	428
12	Kentucky	12-1	418
13	Louisville	12-3	344
14	Iowa	10-2	335
15	North Carolina	11-3	332
16	USC	9-3	279
17	Ole Miss	12-2	270
18	Notre Dame	9-2	223
19	Ohio State	11-1	197
20	Baylor	11-3	164
21	Tennessee	8-3	163
21	Michigan State	11-1	163
23	Texas Tech	14-0	100
24	Nebraska	12-0	95
25	Alabama	14-0	90

OTHERS RECEIVING VOTES: Princeton 32, Oklahoma State 30, Washington 25, West Virginia 21, Duke 13, Stanford 7, Oregon 2, South Dakota State 1, Georgia 1

NET RANKINGS

Updated on Dec. 22

CURRENT NET RANKING - 37	
Average NET Win	227
Average NET Loss	21
vs. Top 100	1-1
QUAD 1 (0-1)	
Home	0-0
Away	0-1
(L, 21 Texas Tech)	
Neutral	0-0
QUAD 2 (1-0)	
Home	1-0
(W, 54 Davidson)	
Away	0-0
Neutral	0-0
QUAD 3 (0-0)	
Home	0-0
Away	0-0
Neutral	0-0
QUAD 4 (11-0)	
Home	8-0
(W, 150 Charlotte) (W, 151 Southern Miss) (W, 195 ULM) (W, 234 Pitt) (W, 247 Georgia State) (W, 291 Jackson State) (W, 325 Alabama State) (W, 356 MVSU)	
Away	1-0
(W, 186 La Salle)	
Neutral	2-0
(W, 205 MTSU) (W, 332 Alcorn)	

SEC STANDINGS (GAMES THROUGH DEC. 17)

	CONFERENCE				OVERALL					Streak	AP	Coaches
	W-L	Pct.	H	A	W-L	Pct.	H	A	N			
Alabama	0-0	.000	0-0	0-0	14-0	1.000	12-0	0-0	2-0	W14	0-0	0-0
Texas	0-0	.000	0-0	0-0	14-0	1.000	9-0	2-0	3-0	W14	5-0	4-0
Georgia	0-0	.000	0-0	0-00	13-0	1.000	7-0	2-0	4-0	W13	0-0	0-0
LSU	0-0	.000	0-0	0-0	13-0	1.000	6-0	4-0	3-0	W13	0-0	0-0
Vanderbilt	0-0	.000	0-0	0-0	12-0	1.000	7-0	2-0	3-0	W12	0-0	0-0
Kentucky	0-0	.000	0-0	0-0	12-1	.923	6-0	5-0	1-1	W5	1-1	1-1
Mississippi State	0-0	.000	0-0	0-0	12-1	.923	9-0	1-1	2-0	W8	0-0	0-0
Oklahoma	0-0	.000	0-0	0-0	12-1	.923	8-0	1-0	3-1	W11	1-1	2-1
South Carolina	0-0	.000	0-0	0-0	12-1	.923	7-0	3-0	2-1	W5	2-1	2-1
Ole Miss	0-0	.000	0-0	0-0	12-2	.857	7-0	2-0	3-2	L1	1-1	1-1
Arkansas	0-0	.000	0-0	0-0	11-3	.786	8-1	1-2	2-0	W4	0-0	0-0
Florida	0-0	.000	0-0	0-0	11-3	.786	8-1	1-2	2-0	L1	0-0	0-0
Missouri	0-0	.000	0-0	0-0	11-3	.786	6-2	2-0	3-1	W2	0-0	0-0
Texas A&M	0-0	.000	0-0	0-0	7-2	.778	4-1	1-0	2-1	W1	0-0	0-0
Auburn	0-0	.000	0-0	0-0	10-3	.769	6-1	2-2	2-0	W2	0-0	0-0
Tennessee	0-0	.000	0-0	0-0	8-3	.727	5-0	3-1	0-2	W1	0-3	0-3



1

SANIYAH KING

SO. | G | 5-7 | WASHINGTON, D.C. | BISHOP IRETON HS | HOWARD *



SCAN OR [CLICK HERE](#) FOR FULL BIO/STATISTICS

SEASON HIGHS

Points8, vs Pitt, 12/4/25
Rebounds4, (2x) Last vs Charlotte, 12/7/25
Assists4, vs Pitt, 12/4/25
Blocks
Steals2, vs Alcorn State, 11/24/25
FG Made3, vs Pitt, 12/4/25
FG Attempted8, vs Pitt, 12/4/25
3-PT FG Made2, vs Pitt, 12/4/25
3-PT FG Attempted4, (2x) Last vs Pitt, 12/4/25
FT Made2, (2x) Last vs Alcorn State, 11/24/25
FT Attempted2, (2x) Last vs Alcorn State, 11/24/25
Minutes25, vs MTSU, 11/25/25

SEC HIGHS

Points
Rebounds
Assists
Blocks
Steals
FG Made
FG Attempted
3PT FG Made
3PT FG Attempted
FT Made
FT Attempted
Minutes

CAREER HIGHS

Points25, at Morgan State, 2/22/25*
Rebounds7, vs N.C. Central, 2/8/25*
Assists9, (2x) Last vs Delaware State, 1/4/25*
Blocks1, (6x) Last vs Maryland Eastern Shore, 3/14/25*
Steals4, (2x) Last vs South Carolina State, 2/3/25*
FG Made8, (4x) Last at Morgan State, 2/22/25*
FG Attempted18 (2x) Last at College of Charleston, 3/24/25*
3-PT FG Made5, at Morgan State, 2/22/25*
3-PT FG Attempted7, at Morgan State, 2/22/25*
FT Made7, vs N.C. Central, 2/8/25*
FT Attempted9, vs N.C. Central, 2/8/25*
Minutes40, at Hofstra, 12/8/24*

NOTEABLES

SOPHOMORE (2025-26)

- Collected season-highs of eight points and four assists against Pitt with a pair of makes from deep (Dec. 4).
- Scored a season-high five points against Middle Tennessee State (Nov. 25).
- Made her Bulldog debut on a minutes restriction against Jackson State after rehabbing a preseason ankle injury.
- Will serve as point guard for the Bulldogs during the 2025-26 season.

FRESHMAN (2024-25) - HOWARD*

- Spent her freshman season at Howard University.
- Started in 31 of 32 games played.
- Averaged 11.5 points, 4.5 assists, 3.1 rebounds and 1.5 steals per game.
- Named MEAC Rookie of the Week 11 times throughout the season.
- Named MEAC Rookie of the Year.
- Her 145 total assists ranked second among all freshman in Division I basketball.

PERSONAL

- Attended Bishop Ireton HS.

KING'S GAME-BY-GAME STATS

DATE	OPPONENT	GS	MIN	FG-FGA	FG%	3FG-3FGA	3FG%	FT-FTA	FT%	OFF-DEF	REB	PF	AST	TO	STL	BLK	PTS
Nov. 3	DAVIDSON		DNP														
Nov. 7	GEORGIA STATE		DNP														
Nov. 9	MISSISSIPPI VALLEY STATE		DNP														
Nov. 13	JACKSON STATE		14:28	1-4	.250	0-1	.000	0-1	.000	0-2	2	1	2	0	0	0	2
Nov. 20	at Texas Tech		21:10	1-5	.200	1-4	.250	2-2	1.000	0-4	4	1	0	1	1	0	5
Nov. 24	vs Alcorn State		21:21	0-5	.000	0-3	.000	2-2	1.000	0-1	1	2	0	1	2	0	2
Nov. 25	vs Middle Tennessee		24:56	2-2	1.000	1-1	1.000	0-0	.000	0-2	2	0	1	2	1	0	5
Nov. 30	ULM		13:38	2-5	.400	0-1	.000	0-0	.000	0-1	1	1	1	1	0	0	4
Dec. 4	PITT		22:29	3-8	.375	2-4	.500	0-0	.000	0-3	3	3	4	3	1	0	8
Dec. 7	CHARLOTTE		14:52	0-3	.000	0-1	.000	0-0	.000	0-4	4	1	3	1	0	0	0
Dec. 14	SOUTHERN MISS		2:37	0-0	.000	0-0	.000	0-0	.000	0-0	0	0	0	1	0	0	0
Dec. 17	ALABAMA STATE		DNP														
Dec. 20	at La Salle		DNP														
Dec. 28	SAMFORD																
Jan. 1	AUBURN																
Jan. 4	at Oklahoma																
Jan. 8	TENNESSEE																
Jan. 11	at Ole Miss																
Jan. 15	VANDERBILT																
Jan. 18	KENTUCKY																
Jan. 25	at Alabama																
Jan. 29	at Tennessee																
Feb. 1	MISSOURI																
Feb. 5	at South Carolina																
Feb. 12	GEORGIA																
Feb. 16	at Arkansas																
Feb. 19	FLORIDA																
Feb. 22	at Texas																
Feb. 26	at Texas A&M																
Mar. 1	LSU																

LED TEAM IN...

Category	Number of Times	Record When
Points	-	-
Rebounds	-	-
Assists	2	2-0
Blocks	-	-
Steals	1	1-0
Minutes	-	-
3 FG Made	2	2-0
FT Made	-	-
Plus/Minus	-	-

PLAYER PRODUCTION CHART

Category	24-25*	25-26	Career
10+ Points	21	-	21
20+ Points	4	-	4
30+ Points	-	-	-
3+ 3FG Made	4	-	4
5+ FT Made	7	-	7
5+ Assists	17	-	17
10+ Assists	-	-	-
5+ Rebounds	5	-	5
10+ Rebounds	-	-	-
3+ Blocks	-	-	-
3+ Steals	5	-	5

YEAR	TEAM	GP	GS	MIN/AVG	FG-FGA	FG%	3FG-3FGA	3FG%	FT-FTA	FT%	OFF-DEF	REB	RPG	AST	APG	TO	STL	SPG	BLK	BPG	PTS	PPG	DBL	DBL
2024-25*	HU	32	31	1029/32.2	127-351	36.2	34-100	34.0	80-107	74.8	24-74	98	3.1	145	4.5	105	49	1.5	6	0.2	368	11.5	0	
2025-26	MSU	8	0	136/17.0	9-32	28.1	4-15	26.7	4-5	80.0	0-17	17	2.1	11	1.4	10	5	0.6	0	0.0	26	3.2	0	
TOTALS		40	31	1164/29.1	136-383	35.5	38-115	33.0	84-112	75.0	24-91	115	2.9	156	3.9	115	54	1.4	6	0.2	394	9.8	0	



2

DESTINEY MCPHAUL

R-SR. | G | 5-9 | PHILADELPHIA, PA. | WEST CATHOLIC HS | NORTHWEST FLORIDA STATE COLLEGE

SCAN OR [CLICK HERE](#) FOR FULL BIO/STATISTICS

SEASON HIGHS		SEC HIGHS		CAREER HIGHS	
Points	22, vs Pitt, 12/4/25	Points	19, vs. Missouri, 3/5/25	Points	22, vs Pitt, 12/4/25
Rebounds	6, at La Salle, 12/20/25	Rebounds	6, at Kentucky, 1/2/25	Rebounds	6, (2x) Last at La Salle, 12/20/25
Assists	10, at La Salle, 12/20/25	Assists	7, at Tennessee, 1/16/25	Assists	10, at La Salle, 12/20/25
Blocks	2, vs Georgia State, 11/7/25	Blocks	1, (3x) Last at Tennessee, 1/16/25	Blocks	2, (2x) Last vs Georgia State, 11/7/25
Steals	6, at La Salle, 12/20/25	Steals	2, (2x) Last vs. Ole Miss, 1/19/25	Steals	6, at La Salle, 12/20/25
FG Made	8, vs Pitt, 12/4/25	FG Made	7, vs. Missouri, 3/5/25	FG Made	8, vs Pitt, 12/4/25
FG Attempted	13, (2x) Last vs Charlotte, 12/7/25	FG Attempted	10, (3x) Last vs. Tennessee, 1/16/25	FG Attempted	13, (2x) Last vs Charlotte, 12/7/25
3-PT FG Made	3, (3x) Last vs Southern Miss, 12/15/25	3PT FG Made	4, vs. Missouri, 3/5/25	3-PT FG Made	4, (2x) Last vs Missouri, 3/5/25
3-PT FG Attempted	7, (2x) Last vs Charlotte, 12/7/25	3PT FG Attempted	5, vs. Missouri, 3/5/25	3-PT FG Attempted	7, (2x) Last vs Charlotte, 12/7/25
FT Made	6, vs Davidson, 11/3/25	FT Made	5, at Tennessee, 1/16/25	FT Made	6, vs Davidson, 11/3/25
FT Attempted	6, vs Davidson, 11/3/25	FT Attempted	6, at Tennessee, 1/16/25	FT Attempted	6, (3x) Last vs Davidson, 11/3/25
Minutes	37, vs Davidson, 11/3/25	Minutes	28, at Tennessee, 1/16/25	Minutes	37, vs Davidson, 11/3/25

NOTEABLES

- R-SENIOR (2025-26)
- First MSU double-double with 16 points and 10 assists against La Salle (Dec. 20), making her the third Bulldog to have a point assists double double in the last 10 years.
 - Knocked down three first half triples in a 14 point performance vs Southern Miss (Dec. 14).
 - Second-straight game with 15+ points after collecting 16 in the win against Charlotte (Dec. 7). Tied her season-high of three made threes.
 - Set a new career-high with 22 points in 22 minutes against Pitt in the ACC/SEC Challenge, including 61.5 percent shooting from the floor (Dec. 4)
 - Named to Emerald Coast Classic All-Tournament team with performances againts Alcorn and MTSU.
 - Collected 15 points on 75 percent shooting against Georgia State (Nov. 7).
 - Scored a career-high 20 points in the season oepner against Davidson (Nov. 3) on 60% shooting.
 - Also brought in five rebounds and two steals as well as dishing out two assists.
- PRIOR TO MSU
- Spent two seasons at NW Florida St.
 - Averaged 14.4 points, 4.2 rebounds and 4.2 assists in 32.1 minutes her sophmore year.
 - 2024 NJCAA First Team All-American
 - Scored 475 points sophmore year, the fourth-most in a single season in program history.
 - Redshirted her true freshman seasons at Temple due to NCAA Transfer Rules.

MCPHAUL'S GAME-BY-GAME STATS

DATE	OPPONENT	GS	MIN	FG-FGA	FG%	3FG-3FGA	3FG%	FT-FTA	FT%	OFF-DEF	REB	PF	AST	TO	STL	BLK	PTS
Nov. 3	DAVIDSON	*	37:18	6-10	.600	2-5	.400	6-6	1.000	1-4	5	3	2	2	2	0	20
Nov. 7	GEORGIA STATE	*	28:34	6-8	.750	3-5	.600	0-0	.000	0-4	4	0	3	1	2	2	15
Nov. 9	MISSISSIPPI VALLEY STATE	*	24:55	3-6	.500	0-1	.000	3-3	1.000	0-2	2	0	3	1	2	0	9
Nov. 13	JACKSON STATE	*	25:12	4-8	.500	0-1	.000	2-4	.500	0-2	2	2	2	2	2	0	10
Nov. 20	at Texas Tech	*	32:10	4-7	.571	2-5	.400	2-2	1.000	1-3	4	0	4	1	1	1	12
Nov. 24	vs Alcorn State	*	27:36	3-7	.429	2-4	.500	1-2	.500	0-3	3	1	2	1	2	0	9
Nov. 25	vs Middle Tennessee	*	35:28	4-8	.500	1-4	.250	0-2	.000	0-3	3	3	5	4	0	0	9
Nov. 30	ULM	*	33:40	4-8	.500	1-3	.333	0-0	.000	0-0	0	2	3	2	2	0	9
Dec. 4	PITT	*	22:14	8-13	.615	2-7	.286	4-4	1.000	0-4	4	1	2	1	2	0	22
Dec. 7	CHARLOTTE	*	28:44	6-13	.462	3-7	.429	1-2	.500	0-2	2	1	3	1	2	0	16
Dec. 14	SOUTHERN MISS	*	31:58	5-9	.556	3-6	.500	1-2	.500	0-0	0	2	4	1	1	0	14
Dec. 17	ALABAMA STATE	*	18:27	0-2	.000	0-1	.000	0-0	.000	0-1	1	1	4	1	2	0	0
Dec. 20	at La Salle	*	35:14	6-12	.500	2-4	.500	2-2	1.000	2-4	6	0	10	2	6	0	16
Dec. 28	SAMFORD																
Jan. 1	AUBURN																
Jan. 4	at Oklahoma																
Jan. 8	TENNESSEE																
Jan. 11	at Ole Miss																
Jan. 15	VANDERBILT																
Jan. 18	KENTUCKY																
Jan. 25	at Alabama																
Jan. 29	at Tennessee																
Feb. 1	MISSOURI																
Feb. 5	at South Carolina																
Feb. 12	GEORGIA																
Feb. 16	at Arkansas																
Feb. 19	FLORIDA																
Feb. 22	at Texas																
Feb. 26	at Texas A&M																
Mar. 1	LSU																

LED TEAM IN...					PLAYER PRODUCTION CHART									
Category	Number of Times	Record When	Category	24-25	25-26	Career	Category	24-25	25-26	Career	Category	24-25	25-26	Career
Points	4	3-1	10+ Points	14	8	22	Category	24-25	25-26	Career	Category	24-25	25-26	Career
Rebounds	-	-	20+ Points	-	2	2	Category	24-25	25-26	Career	Category	24-25	25-26	Career
Assists	7	6-1	30+ Points	-	-	-	Category	24-25	25-26	Career	Category	24-25	25-26	Career
Blocks	1	1-0	3+ 3FG Made	3	3	6	Category	24-25	25-26	Career	Category	24-25	25-26	Career
Steals	6	5-1	5+ FT Made	3	1	4	Category	24-25	25-26	Career	Category	24-25	25-26	Career
Minutes	4	3-1	5+ Assists	4	2	6	Category	24-25	25-26	Career	Category	24-25	25-26	Career
3 FG Made	9	8-1	10+ Assists	-	1	1	Category	24-25	25-26	Career	Category	24-25	25-26	Career
FT Made	2	2-0	5+ Rebounds	3	2	5	Category	24-25	25-26	Career	Category	24-25	25-26	Career
Plus/Minus	4	4-0	10+ Rebounds	-	-	-	Category	24-25	25-26	Career	Category	24-25	25-26	Career
			3+ Blocks	-	-	-	Category	24-25	25-26	Career	Category	24-25	25-26	Career
			3+ Steals	4	1	5	Category	24-25	25-26	Career	Category	24-25	25-26	Career

YEAR	TEAM	GP	GS	MIN/AVG	FG-FGA	FG%	3FG-3FGA	3FG%	FT-FTA	FT%	OFF-DEF	REB	RPG	AST	APG	TO	STL	SPG	BLK	BPG	PTS	PPG	DBL	DBL
2024-25	MSU	31	1	693/22.4	85-182	46.7	25-66	37.9	55-67	82.1	17-68	85	2.7	78	2.5	66	36	1.2	6	0.2	250	8.1	0	
2025-26	MSU	13	13	382.0/29.4	59-111	53.2	21-53	39.6	22-29	75.9	4-32	36	2.8	47	3.6	20	26	2.0	3	0.2	161	12.4	1	
TOTALS		44	14	1074/24.4	144-293	49.2	46-119	38.7	77-96	80.2	21-100	121	2.8	125	2.8	86	62	1.4	9	0.2	411	9.3	1	



4

TRAYANNA CRISP

SR. | G | 5-8 | GOODYEAR, ARIZ. | MILLENNIUM HS | ARIZONA STATE * | NORTH CAROLINA !

SCAN OR [CLICK HERE](#) FOR FULL BIO/STATISTICS



SEASON HIGHS

Points	12, (3x) Last vs Southern Miss, 12/14/25
Rebounds	4, vs Jackson State, 11/13/25
Assists	7, vs Alabama State, 12/17/25
Blocks	1, vs Jackson State, 11/13/25
Steals	3, vs Jackson State, 11/13/25
FG Made	5, vs Jackson State, 11/13/25
FG Attempted	12, at La Salle, 12/20/25
3-PT FG Made	3, vs Charlotte, 12/7/25
3-PT FG Attempted	7, vs Jackson State, 11/13/25
FT Made	6, at Texas Tech, 11/20/25
FT Attempted	6, at Texas Tech, 11/20/25
Minutes	33, vs Southern Miss, 12/14/25

SEC HIGHS

Points	
Rebounds	
Assists	
Blocks	
Steals	
FG Made	
FG Attempted	
3PT FG Made	
3PT FG Attempted	
FT Made	
FT Attempted	
Minutes	

CAREER HIGHS

Points	23, vs Washington, 2/16/24*
Rebounds	7, vs Washington, 2/16/24*
Assists	7, vs Alabama State, 12/17/25
Blocks	1 (8x) Last vs Jackson State, 11/13/25
Steals	4, (2x) Last vs Stanford, 1/26/24!
FG Made	10, vs Washington, 2/16/24*
FG Attempted	22, vs Washington, 2/16/24*
3-PT FG Made	5, vs Indiana, 11/25/24!
3-PT FG Attempted	9, vs Indiana, 11/25/24!
FT Made	7, vs Colorado, 1/7/24*
FT Attempted	8, vs Colorado, 1/7/24*
Minutes	50, vs Washington, 2/16/24*

NOTEABLES

SENIOR (2025-26)

- Has made a three in 12 consecutive games.
- Fifth game in double-figures against La Salle after scoring 10 (Dec. 20).
- Career-high seven assists against Alabama State (Dec. 17).
- Finished with 12 points against Southern Miss (Dec. 14).
- 11 point performance against Charlotte (Dec. 7).
- Eight points against Pitt, including a pair of makes from distance (Dec. 4)
- Tied her season-high of 12 against Texas Tech (Nov. 20)
- Scored a season-high 12 points along with four rebounds, three assists and three steals against Jackson State (Nov. 13)
- Picked up six points and tied her career-high six assists in a win over Georgia State (Nov. 7)

PRIOR TO MSU

- Spent last season at North Carolina, where she played in 28 games, making one start.
- Spent freshman and sophomore seasons at Arizona State, starting in 35 of 59 games.
- Averaged single-season bests of 12.1 points, 2.9 rebounds, 2.1 assists and 1.3 steals in 34 minutes her sophomore year at ASU.

PERSONAL

- Three-time 5A State Champion at Goodyear Millenium HS in Arizona.
- Was the No. 73 overall prospect in the 2022 class according to ESPN.

CRISP'S GAME-BY-GAME STATS

DATE	OPPONENT	GS	MIN	FG-FGA	FG%	3FG-3FGA	3FG%	FT-FTA	FT%	OFF-DEF	REB	PF	AST	TO	STL	BLK	PTS
Nov. 3	DAVIDSON	*	22:12	0-1	.000	0-1	.000	3-4	.750	0-0	0	4	0	2	0	0	3
Nov. 7	GEORGIA STATE	*	28:59	2-6	.333	2-5	.400	0-0	.000	0-3	3	1	6	0	0	0	6
Nov. 9	MISSISSIPPI VALLEY STATE	*	16:47	1-2	.500	1-1	1.000	0-0	.000	0-2	2	0	3	0	2	0	3
Nov. 13	JACKSON STATE	*	28:37	5-11	.455	2-7	.286	0-0	.000	0-4	4	2	3	1	3	1	12
Nov. 20	at Texas Tech	*	31:25	2-6	.333	2-4	.500	6-6	1.000	0-2	2	1	0	2	0	0	12
Nov. 24	vs Alcorn State	*	18:39	3-8	.375	2-6	.333	0-0	.000	0-2	2	0	3	2	0	0	8
Nov. 25	vs Middle Tennessee	*	30:22	2-4	.500	1-2	.500	0-0	.000	0-1	1	2	4	2	0	0	5
Nov. 30	ULM	*	30:50	4-9	.444	1-3	.333	0-0	.000	2-1	3	0	2	2	2	0	9
Dec. 4	PITT	*	19:57	3-6	.500	2-4	.500	0-0	.000	0-2	2	1	2	0	2	0	8
Dec. 7	CHARLOTTE	*	30:03	3-4	.750	3-4	.750	2-2	1.000	0-1	1	3	2	2	1	0	11
Dec. 14	SOUTHERN MISS	*	33:27	4-10	.400	2-5	.400	2-4	.500	0-3	3	1	4	3	1	0	12
Dec. 17	ALABAMA STATE	*	22:43	3-6	.500	2-4	.500	0-0	.000	0-2	2	0	7	0	1	0	8
Dec. 20	at La Salle	*	30:29	4-12	.333	1-6	.167	1-2	.500	0-0	0	1	2	1	1	0	10
Dec. 28	SAMFORD																
Jan. 1	AUBURN																
Jan. 4	at Oklahoma																
Jan. 8	TENNESSEE																
Jan. 11	at Ole Miss																
Jan. 15	VANDERBILT																
Jan. 18	KENTUCKY																
Jan. 25	at Alabama																
Jan. 29	at Tennessee																
Feb. 1	MISSOURI																
Feb. 5	at South Carolina																
Feb. 12	GEORGIA																
Feb. 16	at Arkansas																
Feb. 19	FLORIDA																
Feb. 22	at Texas																
Feb. 26	at Texas A&M																
Mar. 1	LSU																

LED TEAM IN...

Category	Number of Times	Record When
Points	1	0-1
Rebounds	-	-
Assists	3	3-0
Blocks	-	-
Steals	3	3-0
Minutes	2	2-0
3 FG Made	7	6-1
FT Made	1	0-1
Plus/Minus	1	1-0

PLAYER PRODUCTION CHART

Category	22-23*	23-24*	24-25!	25-26	Career
10+ Points	5	24	6	5	40
20+ Points	-	1	-	-	1
30+ Points	-	-	-	-	-
3+ 3FG Made	-	6	2	1	9
5+ FT Made	1	3	-	1	5
5+ Assists	3	3	-	2	8
10+ Assists	-	-	-	-	-
5+ Rebounds	3	6	1	-	10
10+ Rebounds	-	-	-	-	-
3+ Blocks	-	-	-	-	-
3+ Steals	-	5	-	1	6

YEAR	TEAM	GP	GS	MIN/AVG	FG-FGA	FG%	3FG-3FGA	3FG%	FT-FTA	FT%	OFF-DEF	REB	RPG	AST	APG	TO	STL	SPG	BLK	BPG	PTS	PPG	DBL	DBL
2022-23*	ASU	28	7	605/21.6	51-170	30.0	14-59	23.7	36-50	72.0	16-49	65	2.3	37	1.3	38	16	0.6	1	0.0	152	5.4	0	
2023-24*	ASU	31	28	1065/34.4	140-345	40.6	42-126	33.3	52-68	76.5	20-69	89	2.9	66	2.1	51	41	1.3	4	0.1	374	12.1	0	
2024-25*	UNC	28	1	389/13.9	56-148	37.8	21-82	25.6	24-30	80.0	4-37	41	1.5	32	1.1	19	15	0.5	2	0.1	157	5.6	0	
2025-26	MSU	13	13	344.0/26.5	36-85	42.4	21-52	40.4	14-18	77.8	2-23	25	1.9	38	2.9	17	13	1.0	1	0.1	107	8.2	0	
TOTALS		100	49	2402/24.0	283-748	37.8	98-319	30.7	126-166	75.9	42-178	220	2.2	173	1.7	125	85	0.8	8	0.1	790	7.9	0	



5 CHANDLER PRATER

GR. | G/F | 5-10 | KANSAS CITY, MO. | NORTH KANSAS CITY HS | KANSAS * | OKLAHOMA STATE !



SCAN OR [CLICK HERE](#) FOR FULL BIO/STATISTICS

SEASON HIGHS

Points	25, vs Mississippi Valley State, 11/9/25
Rebounds	13, vs Charlotte, 12/7/25
Assists	5, vs Mississippi Valley State, 11/9/25
Blocks	2, vs Georgia State, 11/7/25
Steals	3, vs Davidson, 11/4/25
FG Made	8, vs Southern Miss, 12/14/25
FG Attempted	12, vs Charlotte, 12/7/25
3-PT FG Made	4, vs Mississippi Valley State, 11/9/25
3-PT FG Attempted	6, vs Mississippi Valley State, 11/9/25
FT Made	9, vs Mississippi Valley State, 11/9/25
FT Attempted	9, vs Mississippi Valley State, 11/9/25
Minutes	31, vs Southern Miss, 12/14/25

SEC HIGHS

Points	14, (2x) Last vs. Arkansas, 2/6/25
Rebounds	9, (2x) Last at Vanderbilt (20T), 2/13/25
Assists	5, vs. Missouri, 3/5/25
Blocks	2, (2x) Last at Georgia, 1/12/25
Steals	2 (3x), Last vs. Missouri, 3/5/25
FG Made	6, vs. Arkansas, 2/6/25
FG Attempted	11, (2x) Last vs. Arkansas, 2/6/25
3PT FG Made	2, (2x) Last vs. Auburn, 1/23/25
3PT FG Attempted	4, (2x) Last at LSU, 2/2/25
FT Made	6, at Auburn, 3/2/25
FT Attempted	6, at Auburn, 3/2/25
Minutes	41, at Vanderbilt (20T), 2/13/25

CAREER HIGHS

Points	25, vs Mississippi Valley State, 11/9/25
Rebounds	16, vs. Nebraska, 3/13/23 *
Assists	6, (3x), Last vs. Western Kentucky, 3/17/23 *
Blocks	5, vs. UT Arlington, 1/16/22 *
Steals	5, vs. New Orleans, 11/8/23 *
FG Made	10, at TCU, 3/4/23 *
FG Attempted	19, vs. TCU, 3/4/23 *
3-PT FG Made	4, (2x) Last vs Mississippi Valley State, 11/9/25
3-PT FG Attempted	6, vs Mississippi Valley State, 11/9/25
FT Made	13, at Arizona, 12/8/22 *
FT Attempted	13, at Arizona, 12/8/22 *
Minutes	41, at Vanderbilt (20T), 2/13/25

NOTEABLES

GRADUATE (2025-26)

- 10 points and 10 rebounds at La Salle, her fourth double-double of the season (Dec. 20).
- Had her third-straight double-double with 10 points and 11 rebounds vs Alabama State (Dec. 17).
- Second-consecutive double-double with 18 points on 72 percent shooting and 10 rebounds vs Southern Miss (Dec. 14).
- Collected her first MSU double-double against Charlotte with 14 points and 13 rebounds (Dec. 7).
- 13 points against MTSU, while also collecting five rebounds (Nov. 25).
- Seven points and six rebounds against Texas Tech (Nov. 20).
- Ten points and five rebounds against Jackson State (Nov. 13).
- Scored a career-high 25 points against Mississippi Valley State, including tying a career-high four makes from distance.

PRIOR TO MSU

2023-24 (Oklahoma St.)

- Played in five games before suffering season ending injury.

2019-23 (Kansas)

- Played in 86 games, starting in 33.
- Won the 2023 WNIT
- Three Time Academic All-BIG 12 Selection
- Redshirted her true freshman year.

PERSONAL

- Attended North Kansas City HS.
- Member of the Student-Athlete Advisory Committee (SAAC) at Mississippi State
- Traveled to Atlanta to be apart of the SEC's Leadership Council Meetings.

PRATER'S GAME-BY-GAME STATS

DATE	OPPONENT	GS	MIN	FG-FGA	FG%	3FG-3FGA	3FG%	FT-FTA	FT%	OFF-DEF	REB	PF	AST	TO	STL	BLK	PTS
Nov. 3	DAVIDSON	*	21:52	3-4	.750	1-1	1.000	1-2	.500	0-7	7	4	2	3	3	0	8
Nov. 7	GEORGIA STATE	*	22:10	2-7	.286	1-2	.500	4-4	1.000	0-4	4	0	3	4	2	2	9
Nov. 9	MISSISSIPPI VALLEY STATE	*	23:22	6-11	.545	4-6	.667	9-9	1.000	2-3	5	0	5	2	0	0	25
Nov. 13	JACKSON STATE	*	23:57	3-4	.750	0-0	.000	4-4	1.000	2-3	5	0	0	3	1	0	10
Nov. 20	at Texas Tech	*	25:49	1-6	.167	0-0	.000	5-6	.833	2-4	6	4	2	4	1	0	7
Nov. 24	vs Alcorn State	*	20:38	2-6	.333	2-4	.500	2-4	.500	3-3	6	0	4	2	2	0	8
Nov. 25	vs Middle Tennessee	*	22:49	4-7	.571	1-2	.500	4-4	1.000	1-4	5	2	4	3	1	0	13
Nov. 30	ULM	*	19:01	1-7	.143	0-2	.000	0-0	.000	2-2	4	0	3	2	0	0	2
Dec. 4	PITT	*	18:36	1-7	.143	0-2	.000	0-0	.000	1-4	5	2	2	0	0	0	2
Dec. 7	CHARLOTTE	*	25:51	7-12	.583	0-1	.000	0-1	.000	6-7	13	3	2	3	0	0	14
Dec. 14	SOUTHERN MISS	*	30:58	8-11	.727	1-2	.500	1-1	1.000	2-8	10	3	3	3	2	1	18
Dec. 17	ALABAMA STATE	*	24:32	3-10	.300	0-2	.000	4-4	1.000	4-7	11	2	2	0	1	0	10
Dec. 20	at La Salle	*	28:12	5-10	.500	0-3	.000	0-0	.000	2-8	10	3	2	2	2	0	10
Dec. 28	SAMFORD																
Jan. 1	AUBURN																
Jan. 4	at Oklahoma																
Jan. 8	TENNESSEE																
Jan. 11	at Ole Miss																
Jan. 15	VANDERBILT																
Jan. 18	KENTUCKY																
Jan. 25	at Alabama																
Jan. 29	at Tennessee																
Feb. 1	MISSOURI																
Feb. 5	at South Carolina																
Feb. 12	GEORGIA																
Feb. 16	at Arkansas																
Feb. 19	FLORIDA																
Feb. 22	at Texas																
Feb. 26	at Texas A&M																
Mar. 1	LSU																

LED TEAM IN...

Category	Number of Times	Record When
Points	1	1-0
Rebounds	2	2-0
Assists	4	4-0
Blocks	2	2-0
Steals	5	4-1
Minutes	-	-
3 FG Made	3	3-0
FT Made	3	3-0
Plus/Minus	2	2-0

PLAYER PRODUCTION CHART

Category	20-21*	21-22*	22-23*	23-24!	24-25	25-26	Career
10+ Points	3	11	14	3	9	7	47
20+ Points	-	-	2	-	-	2	4
30+ Points	-	-	-	-	-	-	-
3+ 3FG Made	-	-	1	-	1	1	3
5+ FT Made	-	2	3	-	1	2	8
5+ Assists	-	1	5	1	1	1	9
10+ Assists	-	-	-	-	-	-	-
5+ Rebounds	1	13	19	3	13	11	60
10+ Rebounds	-	-	6	1	-	4	11
3+ Blocks	-	-	2	-	-	-	2
3+ Steals	1	2	9	1	1	1	15

YEAR	TEAM	GP	GS	MIN/AVG	FG-FGA	FG%	3FG-3FGA	3FG%	FT-FTA	FT%	OFF-DEF	REB	RPG	AST	APG	TO	STL	SPG	BLK	BPG	PTS	PPG	DBL	DBL
2020-21*	KU	20	0	257/12.8	29-77	37.7	4-16	25.0	10-15	66.7	15-33	48	2.4	16	0.8	20	15	0.8	2	0.1	72	3.6	0	
2021-22*	KU	31	3	598/19.3	77-175	44.0	9-39	23.1	58-71	81.7	23-107	130	4.2	43	1.4	57	26	0.8	9	0.3	221	7.1	0	
2022-23*	KU	35	33	997/28.5	125-308	40.6	13-47	27.7	71-90	78.9	63-146	209	6.0	89	2.5	100	60	1.7	23	0.7	334	9.5	4	
2023-24*	OSU	5	0	105/21.0	17-40	42.5	1-5	20.0	5-6	83.3	9-21	30	6.0	10	2.0	15	7	1.4	3	0.6	40	8.0	1	
2024-25	MSU	34	12	768/22.6	80-189	42.3	19-58	32.8	37-42	88.1	35-109	144	4.2	52	1.5	71	29	0.9	11	0.3	216	6.4	0	
2025-26	MSU	13	13	308/23.7	46-102	45.1	10-27	37.0	34-39	87.2	27-64	91	7.0	34	2.6	31	15	1.2	3	0.2	136	10.5	4	
TOTALS		138	61	3033/22.0	374-891	42.0	56-192	29.2	215-263	81.8	172-480	652	4.7	244	1.8	294	152	1.1	51	0.4	1019	7.4	9	



8

AWA FANE

JR. | G | 5-8 | THIES, SENEGAL | LIFE PREPARATORY ACADEMY | PANOLA COLLEGE



SCAN OR [CLICK HERE](#) FOR FULL BIO/STATISTICS

SEASON HIGHS

Points	11, vs Georgia State, 11/7/25
Rebounds	4, vs Alcorn State, 11/24/25
Assists	4, vs Alabama State, 12/17/25
Blocks	
Steals	3, vs Alabama State, 12/17/25
FG Made	4, vs Georgia State, 11/7/25
FG Attempted	6, vs Mississippi Valley State, 11/9/25
3-PT FG Made	3, vs Georgia State, 11/7/25
3-PT FG Attempted	4, vs Georgia State, 11/9/25
FT Made	2, vs Southern Miss, 12/14/25
FT Attempted	2, vs Southern Miss, 12/14/25
Minutes	21, vs Mississippi Valley State, 11/9/25

SEC HIGHS

Points	
Rebounds	
Assists	
Blocks	
Steals	
FG Made	
FG Attempted	
3PT FG Made	
3PT FG Attempted	
FT Made	
FT Attempted	
Minutes	

CAREER HIGHS

Points	11, vs Georgia State, 11/7/25
Rebounds	4, vs Alcorn State, 11/24/25
Assists	4, vs Alabama State, 12/17/25
Blocks	
Steals	3, vs Alabama State, 12/17/25
FG Made	4, vs Georgia State, 11/7/25
FG Attempted	6, vs Mississippi Valley State, 11/9/25
3-PT FG Made	3, vs Georgia State, 11/7/25
3-PT FG Attempted	4, vs Georgia State, 11/9/25
FT Made	2, vs Southern Miss, 12/14/25
FT Attempted	2, vs Southern Miss, 12/14/25
Minutes	21, vs Mississippi Valley State, 11/9/25

NOTEABLES

JUNIOR (2024-25)

- Went 2-2 from distance in a six point performance against La Salle (Dec. 20).
- Four points against Southern Miss (Dec. 14).
- Knocked down a trio of three pointers in the second quarter against Georgia State (Nov. 7). Finished with 11 points.
- First season in the Maroon and White.

SOPHOMORE (2023-24) - PANOLA COLLEGE

- Started in all 29 games played.
- Averaged 16.8 points, 4.3 rebounds 3.2 assists and 3.0 steals per game.
- Tallied season-high 30 points against Tyler JC (Jan. 22).
- Earned three or more steals 18 times throughout the season.
- 2025 NJCAA First Team All-American

FRESHMAN (2022-23) - PANOLA COLLEGE

- Played in 26 games, starting in 21.
- Averaged 16.7 points, 5.0 rebounds, and 3.2 assists per game.
- Scored 30 points in her first start against Midland College (Nov. 16)

PERSONAL

- Attended Life Preparatory Academy in Wichita, Kansas.
- Orignially from Senegal.

FANE'S GAME-BY-GAME STATS

DATE	OPPONENT	GS	MIN	FG-FGA	FG%	3FG-3FGA	3FG%	FT-FTA	FT%	OFF-DEF	REB	PF	AST	TO	STL	BLK	PTS
Nov. 3	DAVIDSON		2:18	0-0	.000	0-0	.000	0-0	.000	0-0	0	0	0	1	0	0	0
Nov. 7	GEORGIA STATE		13:52	4-5	.800	3-4	.750	0-0	.000	0-0	0	2	0	1	0	0	11
Nov. 9	MISSISSIPPI VALLEY STATE		20:30	2-6	.333	1-2	.500	0-0	.000	0-2	2	1	1	0	1	0	5
Nov. 13	JACKSON STATE		5:27	0-0	.000	0-0	.000	0-0	.000	0-0	0	0	2	0	1	0	0
Nov. 20	at Texas Tech		5:32	1-2	.500	0-1	.000	0-0	.000	0-0	0	2	0	2	0	0	2
Nov. 24	vs Alcorn State		11:52	0-2	.000	0-2	.000	0-0	.000	2-2	4	2	0	2	0	0	0
Nov. 25	vs Middle Tennessee	DNP															
Nov. 30	ULM	DNP															
Dec. 4	PITT		13:48	2-3	.667	0-0	.000	0-0	.000	0-1	1	1	1	0	0	0	4
Dec. 7	CHARLOTTE		7:59	0-2	.000	0-1	.000	0-0	.000	0-0	0	0	1	0	0	0	0
Dec. 14	SOUTHERN MISS		8:01	1-3	.333	0-0	.000	2-2	1.000	1-0	1	2	0	0	0	0	4
Dec. 17	ALABAMA STATE		20:10	1-7	.143	0-1	.000	1-2	.500	2-1	3	2	4	3	3	0	3
Dec. 20	at La Salle		8:21	2-4	.500	2-2	1.000	0-0	.000	0-0	0	0	0	0	0	0	6
Dec. 28	SAMFORD																
Jan. 1	AUBURN																
Jan. 4	at Oklahoma																
Jan. 8	TENNESSEE																
Jan. 11	at Ole Miss																
Jan. 15	VANDERBILT																
Jan. 18	KENTUCKY																
Jan. 25	at Alabama																
Jan. 29	at Tennessee																
Feb. 1	MISSOURI																
Feb. 5	at South Carolina																
Feb. 12	GEORGIA																
Feb. 16	at Arkansas																
Feb. 19	FLORIDA																
Feb. 22	at Texas																
Feb. 26	at Texas A&M																
Mar. 1	LSU																

LED TEAM IN...

Category	Number of Times	Record When
Points	-	-
Rebounds	-	-
Assists	-	-
Blocks	-	-
Steals	1	1-0
Minutes	-	-
3 FG Made	2	2-0
FT Made	-	-
Plus/Minus	-	-

PLAYER PRODUCTION CHART

Category	25-26	Career
10+ Points	1	1
20+ Points	-	-
30+ Points	-	-
3+ 3FG Made	1	1
5+ FT Made	-	-
5+ Assists	-	-
10+ Assists	-	-
5+ Rebounds	-	-
10+ Rebounds	-	-
3+ Blocks	-	-
3+ Steals	1	1

YEAR	TEAM	GP	GS	MIN/AVG	FG-FGA	FG%	3FG-3FGA	3FG%	FT-FTA	FT%	OFF-DEF	REB	RPG	AST	APG	TO	STL	SPG	BLK	BPG	PTS	PPG	DBL	DBL
2025-26	MSU	11	0	118/10.7	13-34	38.2	6-13	46.2	3-4	75.0	5-6	11	1.0	9	0.8	9	5	0.5	0	0.0	35	3.2	0	
TOTALS		11	0	118/10.7	13-34	38.2	6-13	46.2	3-4	75.0	5-6	11	1.0	9	0.8	9	5	0.5	0	0.0	35	3.2	0	



10

JAYLAH LAMPLEY

FR. | G | 6-1 | FISHERS, IND. | LAWRENCE CENTRAL HS



SCAN OR [CLICK HERE](#) FOR FULL BIO/STATISTICS

SEASON HIGHS	SEC HIGHS	CAREER HIGHS
Points.....18, at La Salle, 12/20/25	Points.....	Points.....18, at La Salle, 12/20/25
Rebounds.....10, vs Alcorn State, 11/24/25	Rebounds.....	Rebounds.....10, vs Alcorn State, 11/24/25
Assists.....3, (2x) Last vs Southern Miss, 12/14/25	Assists.....	Assists.....3, (2x) Last vs Southern Miss, 12/14/25
Blocks.....1, (4x) Last vs Alabama State, 12/17/25	Blocks.....	Blocks.....1, (4x) Last vs Alabama State, 12/17/25
Steals.....2, (4x) Last vs Pitt, 12/4/25	Steals.....	Steals.....2, (4x) Last vs Pitt, 12/4/25
FG Made.....8, at La Salle, 12/20/25	FG Made.....	FG Made.....8, at La Salle, 12/20/25
FG Attempted.....12, (2x) Last at La Salle, 12/20/25	FG Attempted.....	FG Attempted.....12, (2x) Last at La Salle, 12/20/25
3-PT FG Made.....2, (4x) Last at La Salle, 12/20/25	3PT FG Made.....	3-PT FG Made.....2, (4x) Last at La Salle, 12/20/25
3-PT FG Attempted.....5, vs Alcorn State, 11/24/25	3PT FG Attempted.....	3-PT FG Attempted.....5, vs Alcorn State, 11/24/25
FT Made.....3, vs Davidson, 11/4/25	FT Made.....	FT Made.....3, vs Davidson, 11/4/25
FT Attempted.....6, vs Davidson, 11/4/25	FT Attempted.....	FT Attempted.....6, vs Davidson, 11/4/25
Minutes.....30, at La Salle, 12/20/25	Minutes.....	Minutes.....30, at La Salle, 12/20/25

NOTEABLES

FRESHMAN (2025-26)

- Team-leading and season-high 18 points against La Salle on 75 percent shooting (Dec. 20).
- Eight points and nine rebounds against Southern Miss (Dec. 14).
- 12 points against Charlotte on 75 percent shooting (Dec. 7).
- Collected seven points and seven rebounds against Pitt (Dec. 4).
- 10 point performance vs ULM with two fourth-quarter threes.
- Nine points and career-high 10 rebounds against Alcorn State (Nov. 24).
- Scored a career-high 17 points on 87.5 percent shooting against Jackson State (Nov. 13).
- Nine points and five rebounds against Mississippi Valley (Nov. 9).
- Scored 12 points and collected seven rebounds against Georgia State (Nov. 7).
- Scored 11 points in her MSU debut against Davidson (Nov. 3), along with six rebounds, two steals and a block.
- First season in the Maroon and White.

PERSONAL

- Attended Lawrence Central HS and played under her mother, Jannon Lampley.
- 37th-ranked recruit in the class of 2025, according to ESPN.
- Averaged 18.0 points, 5.8 rebounds, 2.1 steals and 2.0 assists per game throughout HS career.
- Finished as Lawrence Central's all-time leading scoring, rebounding, and steals leader.
- 2023-24 Indiana Gatorade POTY after guiding Lawrence Central to an IHSAA 4A State Championship.

LAMPLEY'S GAME-BY-GAME STATS

DATE	OPPONENT	GS	MIN	FG-FGA	FG%	3FG-3FGA	3FG%	FT-FTA	FT%	OFF-DEF	REB	PF	AST	TO	STL	BLK	PTS
Nov. 3	DAVIDSON		27:09	4-9	.444	0-1	.000	3-6	.500	3-3	6	0	1	2	2	1	11
Nov. 7	GEORGIA STATE		27:36	5-8	.625	1-1	1.000	1-1	1.000	3-4	7	1	2	0	1	0	12
Nov. 9	MISSISSIPPI VALLEY STATE		23:15	4-11	.364	1-2	.500	0-0	.000	3-2	5	2	3	5	0	0	9
Nov. 13	JACKSON STATE		21:22	7-8	.875	2-2	1.000	1-2	.500	1-0	1	1	0	1	0	0	17
Nov. 20	at Texas Tech		10:48	1-2	.500	0-0	.000	0-0	.000	0-0	0	0	1	2	0	0	2
Nov. 24	vs Alcorn State		19:54	3-12	.250	1-5	.200	2-5	.400	6-4	10	1	0	2	2	0	9
Nov. 25	vs Middle Tennessee		12:22	1-2	.500	0-0	.000	0-0	.000	0-3	3	2	0	2	0	0	2
Nov. 30	ULM		22:51	4-7	.571	2-5	.400	0-0	.000	1-4	5	0	0	0	2	0	10
Dec. 4	PITT		22:27	3-6	.500	1-3	.333	0-0	.000	2-5	7	1	1	0	2	1	7
Dec. 7	CHARLOTTE		18:57	6-8	.750	0-2	.000	0-1	.000	2-3	5	1	1	3	1	0	12
Dec. 14	SOUTHERN MISS		25:04	3-7	.429	0-1	.000	2-4	.500	3-6	9	1	3	2	0	1	8
Dec. 17	ALABAMA STATE		29:35	5-9	.556	2-3	.667	0-0	.000	1-3	4	1	2	1	1	1	12
Dec. 20	at La Salle		30:16	8-12	.667	2-4	.500	0-0	.000	3-3	6	1	2	4	1	0	18
Dec. 28	SAMFORD																
Jan. 1	AUBURN																
Jan. 4	at Oklahoma																
Jan. 8	TENNESSEE																
Jan. 11	at Ole Miss																
Jan. 15	VANDERBILT																
Jan. 18	KENTUCKY																
Jan. 25	at Alabama																
Jan. 29	at Tennessee																
Feb. 1	MISSOURI																
Feb. 5	at South Carolina																
Feb. 12	GEORGIA																
Feb. 16	at Arkansas																
Feb. 19	FLORIDA																
Feb. 22	at Texas																
Feb. 26	at Texas A&M																
Mar. 1	LSU																

LED TEAM IN...			PLAYER PRODUCTION CHART		
Category	Number of Times	Record When	Category	25-26	Career
Points	1	1-0	10+ Points	7	7
Rebounds	1	1-0	20+ Points	-	-
Assists	-	-	30+ Points	-	-
Blocks	1	1-0	3+ 3FG Made	-	-
Steals	2	2-0	5+ FT Made	-	-
Minutes	-	-	5+ Assists	-	-
3 FG Made	4	4-0	10+ Assists	-	-
FT Made	-	-	5+ Rebounds	10	10
Plus/Minus	2	1-1	10+ Rebounds	1	1
			3+ Blocks	-	-
			3+ Steals	-	-

YEAR	TEAM	GP	GS	MIN/AVG	FG-FGA	FG%	3FG-3FGA	3FG%	FT-FTA	FT%	OFF-DEF	REB	RPG	AST	APG	TO	STL	SPG	BLK	BPG	PTS	PPG	DBL	DBL
2025-26	MSU	13	0	292/22.5	54-101	53.5	12-29	41.4	9-19	47.4	28-40	68	5.2	16	1.2	24	12	0.9	4	0.3	129	9.9	0	
TOTALS		13	0	292/22.5	54-101	53.5	12-29	41.4	9-19	47.4	28-40	68	5.2	16	1.2	24	12	0.9	4	0.3	129	9.9	0	



13 ROCÍO JIMÉNEZ

R-SO. | C | 6-7 | ELÍAS PIÑA, DOMINICAN REPUBLIC | CENTRAL POINTE CHRISTIAN ACADEMY



SCAN OR [CLICK HERE](#) FOR FULL BIO/STATISTICS

SEASON HIGHS

Points9, vs Mississippi Valley State, 11/9/25
Rebounds3, vs Mississippi Valley State, 11/9/25
Assists
Blocks1, at Texas Tech, 11/20/25
Steals1, vs Mississippi Valley State, 11/9/25
FG Made4, vs Mississippi Valley State, 11/9/25
FG Attempted5, (2x) Last vs Alabama State, 12/17/25
3-PT FG Made
3-PT FG Attempted
FT Made1, vs Mississippi Valley State, 11/9/25
FT Attempted2, vs Mississippi Valley State, 11/9/25
Minutes7, vs Pitt, 12/4/25

SEC HIGHS

Points
Rebounds
Assists
Blocks
Steals
FG Made
FG Attempted
3PT FG Made
3PT FG Attempted
FT Made
FT Attempted
Minutes

CAREER HIGHS

Points9, vs Mississippi Valley State, 11/9/25
Rebounds3, vs Mississippi Valley State, 11/9/25
Assists
Blocks1, at Texas Tech, 11/20/25
Steals1, vs Mississippi Valley State, 11/9/25
FG Made4, vs Mississippi Valley State, 11/9/25
FG Attempted5, (2x) Last vs Alabama State, 12/17/25
3-PT FG Made
3-PT FG Attempted
FT Made1, vs Mississippi Valley State, 11/9/25
FT Attempted2, vs Mississippi Valley State, 11/9/25
Minutes7, vs Pitt, 12/4/25

NOTEABLES

R-SOPHOMORE (2025-26)

- Scored nine points on 4-5 shooting and collected three rebounds, one steal and a block in five minutes against Mississippi Valley (Nov. 9).
- Made her Mississippi State debut against Georgia State on November 7.

R-FRESHMAN (2024-25)

- Redshirted, did not see any action.

FRESHMAN (2023-24)

- Decided to redshirt and rehab in injury sustained prior to Mississippi State, reclassified to become a part of the program at the midseason point in December.

PERSONAL

- Played one season at Central Pointe Christian Academy, leading the team to a 21-5 record.
- Competed on the international stage as one of the youngest players within the Dominican Republic's FIBA Women's National Team Organization.
- Played basketball only three years prior to Mississippi State.

JIMÉNEZ'S GAME-BY-GAME STATS

DATE	OPPONENT	GS	MIN	FG-FGA	FG%	3FG-3FGA	3FG%	FT-FTA	FT%	OFF-DEF	REB	PF	AST	TO	STL	BLK	PTS
Nov. 3	DAVIDSON		DNP														
Nov. 7	GEORGIA STATE		1:01	0-0	.000	0-0	.000	0-0	.000	0-0	0	0	0	0	0	0	0
Nov. 9	MISSISSIPPI VALLEY STATE		5:00	4-5	.800	0-0	.000	1-2	.500	2-1	3	0	0	0	1	1	9
Nov. 13	JACKSON STATE		0:33	0-1	.000	0-0	.000	0-0	.000	0-0	0	0	0	0	0	0	0
Nov. 20	at Texas Tech		1:21	0-0	.000	0-0	.000	0-0	.000	0-0	0	0	0	1	0	1	0
Nov. 24	vs Alcorn State		DNP														
Nov. 25	vs Middle Tennessee		DNP														
Nov. 30	ULM		DNP														
Dec. 4	PITT		6:55	0-1	.000	0-0	.000	0-0	.000	0-1	1	2	0	1	0	0	0
Dec. 7	CHARLOTTE		1:07	0-0	.000	0-0	.000	0-0	.000	0-0	0	0	0	0	0	0	0
Dec. 14	SOUTHERN MISS		DNP														
Dec. 17	ALABAMA STATE		2:51	1-5	.200	0-0	.000	0-0	.000	2-0	2	0	0	0	0	0	2
Dec. 20	at La Salle		DNP														
Dec. 28	SAMFORD																
Jan. 1	AUBURN																
Jan. 4	at Oklahoma																
Jan. 8	TENNESSEE																
Jan. 11	at Ole Miss																
Jan. 15	VANDERBILT																
Jan. 18	KENTUCKY																
Jan. 25	at Alabama																
Jan. 29	at Tennessee																
Feb. 1	MISSOURI																
Feb. 5	at South Carolina																
Feb. 12	GEORGIA																
Feb. 16	at Arkansas																
Feb. 19	FLORIDA																
Feb. 22	at Texas																
Feb. 26	at Texas A&M																
Mar. 1	LSU																

LED TEAM IN...

Category	Number of Times	Record When
Points	-	-
Rebounds	-	-
Assists	-	-
Blocks	-	-
Steals	-	-
Minutes	-	-
3 FG Made	-	-
FT Made	-	-
Plus/Minus	-	-

PLAYER PRODUCTION CHART

Category	25-26	Career
10+ Points	-	-
20+ Points	-	-
30+ Points	-	-
3+ 3FG Made	-	-
5+ FT Made	-	-
5+ Assists	-	-
10+ Assists	-	-
5+ Rebounds	-	-
10+ Rebounds	-	-
3+ Blocks	-	-
3+ Steals	-	-

YEAR	TEAM	GP	GS	MIN/AVG	FG-FGA	FG%	3FG-3FGA	3FG%	FT-FTA	FT%	OFF-DEF	REB	RPG	AST	APG	TO	STL	SPG	BLK	BPG	PTS	PPG	DBL	DBL
2025-26	MSU	7	0	19/2.7	5-12	41.7	0-0	.0	1-2	50.0	4-2	6	0.9	0	0.0	2	1	0.1	2	0.3	11	1.6	0	
TOTALS		7	0	19/2.7	5-12	41.7	0-0	.0	1-2	50.0	4-2	6	0.9	0	0.0	2	1	0.1	2	0.3	11	1.6	0	



22

NATALIYAH GRAY

FR. | F | 6-3 | HOUSTON, TEXAS. | ALIEF TAYLOR HS



SCAN OR [CLICK HERE](#) FOR FULL BIO/STATISTICS

SEASON HIGHS

Points	15, vs Mississippi Valley State, 11/9/25
Rebounds	7, vs Mississippi Valley State, 11/9/25
Assists	1, (4x) Last at La Salle, 12/20/25
Blocks	1, vs Alcorn State, 11/24/25
Steals	1, (3x) Last vs Alabama State, 12/17/25
FG Made	4, vs Mississippi Valley State, 11/9/25
FG Attempted	5, vs Mississippi Valley State, 11/9/25
3-PT FG Made	
3-PT FG Attempted	1, vs Georgia State, 11/7/25
FT Made	7, vs Mississippi Valley State, 11/9/25
FT Attempted	9, vs Mississippi Valley State, 11/9/25
Minutes	15, vs Mississippi Valley State, 11/9/25

SEC HIGHS

Points	
Rebounds	
Assists	
Blocks	
Steals	
FG Made	
FG Attempted	
3PT FG Made	
3PT FG Attempted	
FT Made	
FT Attempted	
Minutes	

CAREER HIGHS

Points	15, vs Mississippi Valley State, 11/9/25
Rebounds	7, vs Mississippi Valley State, 11/9/25
Assists	1, (4x) Last at La Salle, 12/20/25
Blocks	1, vs Alcorn State, 11/24/25
Steals	1, (2x) Last vs Mississippi Valley State, 11/9/25
FG Made	4, vs Mississippi Valley State, 11/9/25
FG Attempted	5, vs Mississippi Valley State, 11/9/25
3-PT FG Made	
3-PT FG Attempted	1, vs Georgia State, 11/7/25
FT Made	7, vs Mississippi Valley State, 11/9/25
FT Attempted	9, vs Mississippi Valley State, 11/9/25
Minutes	15, vs Mississippi Valley State, 11/9/25

NOTEABLES

FRESHMAN (2025-26)

- Scored 15 points and collected seven rebounds, all coming in the second half against Mississippi Valley State (Nov. 9). Went 7-9 from the charity stripe.
- First season in the Maroon and White.

PERSONAL

- Played at Alief Taylor HS under Brandy Jones.
- Named First Team All-State her senior season.
- Earned First Team All-Region and All-District honors in all four of her seasons.
- Averaged 22.0 points, 11.7 rebounds, 2.7 blocks, 1.9 steals and 1.2 assists over her four-year career.
- Averaged a single-season best 26 points and 12.2 rebounds her senior season.

GRAY'S GAME-BY-GAME STATS

DATE	OPPONENT	GS	MIN	FG-FGA	FG%	3FG-3FGA	3FG%	FT-FTA	FT%	OFF-DEF	REB	PF	AST	TO	STL	BLK	PTS
Nov. 3	DAVIDSON		DNP														
Nov. 7	GEORGIA STATE		4:35	1-3	.333	0-1	.000	0-1	.000	0-3	3	1	1	1	1	0	2
Nov. 9	MISSISSIPPI VALLEY STATE		15:11	4-5	.800	0-0	.000	7-9	.778	1-6	7	2	1	3	1	0	15
Nov. 13	JACKSON STATE		2:48	0-0	.000	0-0	.000	0-0	.000	0-0	0	0	0	0	0	0	0
Nov. 20	at Texas Tech		DNP														
Nov. 24	vs Alcorn State		3:32	0-1	.000	0-1	.000	0-2	.000	1-0	1	1	1	1	0	1	0
Nov. 25	vs Middle Tennessee		DNP														
Nov. 30	ULM		2:53	0-1	.000	0-0	.000	0-0	.000	0-0	0	1	0	1	0	0	0
Dec. 4	PITT		5:26	0-2	.000	0-1	.000	0-0	.000	0-2	2	1	0	1	0	0	0
Dec. 7	CHARLOTTE		3:09	0-2	.000	0-1	.000	2-2	1.000	0-1	1	0	0	0	0	0	2
Dec. 14	SOUTHERN MISS		2:43	0-0	.000	0-0	.000	0-2	.000	0-0	0	0	0	0	0	0	0
Dec. 17	ALABAMA STATE		10:17	2-3	.667	0-1	.000	1-2	.500	1-2	3	0	0	0	1	0	5
Dec. 20	at La Salle		4:12	0-2	.000	0-1	.000	0-0	.000	0-0	0	0	1	0	0	0	0
Dec. 28	SAMFORD																
Jan. 1	AUBURN																
Jan. 4	at Oklahoma																
Jan. 8	TENNESSEE																
Jan. 11	at Ole Miss																
Jan. 15	VANDERBILT																
Jan. 18	KENTUCKY																
Jan. 25	at Alabama																
Jan. 29	at Tennessee																
Feb. 1	MISSOURI																
Feb. 5	at South Carolina																
Feb. 12	GEORGIA																
Feb. 16	at Arkansas																
Feb. 19	FLORIDA																
Feb. 22	at Texas																
Feb. 26	at Texas A&M																
Mar. 1	LSU																

LED TEAM IN...

Category	Number of Times	Record When
Points	-	-
Rebounds	-	-
Assists	-	-
Blocks	-	-
Steals	-	-
Minutes	-	-
3 FG Made	-	-
FT Made	-	-
Plus/Minus	-	-

PLAYER PRODUCTION CHART

Category	25-26	Career
10+ Points	1	1
20+ Points	-	-
30+ Points	-	-
3+ 3FG Made	-	-
5+ FT Made	1	1
5+ Assists	-	-
10+ Assists	-	-
5+ Rebounds	1	1
10+ Rebounds	-	-
3+ Blocks	-	-
3+ Steals	-	-

YEAR	TEAM	GP	GS	MIN/AVG	FG-FGA	FG%	3FG-3FGA	3FG%	FT-FTA	FT%	OFF-DEF	REB	RPG	AST	APG	TO	STL	SPG	BLK	BPG	PTS	PPG	DBL	DBL
2025-26	MSU	10	0	55/5.5	7-19	36.8	0-6	.0	10-18	55.6	3-14	17	1.7	4	0.4	7	3	0.3	1	0.1	24	2.4	0	
TOTALS		10	0	55/5.5	7-19	36.8	0-6	.0	10-18	55.6	3-14	17	1.7	4	0.4	7	3	0.3	1	0.1	24	2.4	0	



23 FAITH WYLDER

SO. | C | 6-6 | NEW YORK, N.Y. | POTOMAC HOMESCHOOL CHRISTIAN ACADEMY | STONY BROOK *



SCAN OR [CLICK HERE](#) FOR FULL BIO/STATISTICS

SEASON HIGHS

Points	3, (2x) Last at La Salle, 12/20/25
Rebounds	2, (2x) Last at La Salle, 12/20/25
Assists	
Blocks	1, (2x) Last vs Alabama State, 12/17/25
Steals	1, vs Mississippi Valley State, 11/9/25
FG Made	1, at La Salle, 12/20/25
FG Attempted	2, (2x) Last at La Salle, 12/20/25
3-PT FG Made	
3-PT FG Attempted	
FT Made	3, vs Southern Miss, 12/14/25
FT Attempted	4, vs Southern Miss, 12/14/25
Minutes	8, vs Mississippi Valley State, 11/9/25

SEC HIGHS

Points	
Rebounds	
Assists	
Blocks	
Steals	
FG Made	
FG Attempted	
3PT FG Made	
3PT FG Attempted	
FT Made	
FT Attempted	
Minutes	

CAREER HIGHS

Points	3, (3x) Last at La Salle, 12/20/25
Rebounds	2, (2x) Last at La Salle, 12/20/25
Assists	
Blocks	1, (2x) Last vs Alabama State, 12/17/25
Steals	1, (3x) Last vs Mississippi Valley State, 11/9/25
FG Made	1, (3x) Last at La Salle, 12/20/25
FG Attempted	2, (3x) Last at La Salle, 12/20/25
3-PT FG Made	
3-PT FG Attempted	
FT Made	3, vs Southern Miss, 12/14/25
FT Attempted	4, (2x) Last vs Southern Miss, 12/14/25
Minutes	8, vs Mississippi Valley State, 11/9/25

NOTEABLES

SOPHOMORE (2025-26)

- Scored first points at Mississippi State against Southern Miss, knocking down three free throws (Dec. 14).
- Made her Mississippi State debut against Georgia State on November 7.

FRESHMAN (2024-25) - STONY BROOK*

- Played in only six games due to injury.
- Tallied a season-high three points in six minutes of action against Monmouth.

WYLDER'S GAME-BY-GAME STATS

DATE	OPPONENT	GS	MIN	FG-FGA	FG%	3FG-3FGA	3FG%	FT-FTA	FT%	OFF-DEF	REB	PF	AST	TO	STL	BLK	PTS
Nov. 3	DAVIDSON		DNP														
Nov. 7	GEORGIA STATE		2:36	0-1	.000	0-0	.000	0-0	.000	1-0	1	1	0	0	0	0	0
Nov. 9	MISSISSIPPI VALLEY STATE		8:17	0-0	.000	0-0	.000	0-0	.000	0-1	1	1	0	0	1	1	0
Nov. 13	JACKSON STATE		0:57	0-0	.000	0-0	.000	0-0	.000	0-0	0	1	0	0	0	0	0
Nov. 20	at Texas Tech		DNP														
Nov. 24	vs Alcorn State		DNP														
Nov. 25	vs Middle Tennessee		DNP														
Nov. 30	ULM		DNP														
Dec. 4	PITT		DNP														
Dec. 7	CHARLOTTE		DNP														
Dec. 14	SOUTHERN MISS		7:09	0-2	.000	0-0	.000	3-4	.750	2-0	2	0	0	0	0	0	3
Dec. 17	ALABAMA STATE		5:16	0-0	.000	0-0	.000	0-0	.000	0-0	0	2	0	0	0	1	0
Dec. 20	at La Salle		6:18	1-2	.500	0-0	.000	1-1	1.000	1-1	2	0	0	1	0	0	3
Dec. 28	SAMFORD																
Jan. 1	AUBURN																
Jan. 4	at Oklahoma																
Jan. 8	TENNESSEE																
Jan. 11	at Ole Miss																
Jan. 15	VANDERBILT																
Jan. 18	KENTUCKY																
Jan. 25	at Alabama																
Jan. 29	at Tennessee																
Feb. 1	MISSOURI																
Feb. 5	at South Carolina																
Feb. 12	GEORGIA																
Feb. 16	at Arkansas																
Feb. 19	FLORIDA																
Feb. 22	at Texas																
Feb. 26	at Texas A&M																
Mar. 1	LSU																

LED TEAM IN...

Category	Number of Times	Record When
Points	-	-
Rebounds	-	-
Assists	-	-
Blocks	-	-
Steals	-	-
Minutes	-	-
3 FG Made	-	-
FT Made	1	1-0
Plus/Minus	-	-

PLAYER PRODUCTION CHART

Category	24-25*	25-26	Career
10+ Points	-	-	-
20+ Points	-	-	-
30+ Points	-	-	-
3+ 3FG Made	-	-	-
5+ FT Made	-	-	-
5+ Assists	-	-	-
10+ Assists	-	-	-
5+ Rebounds	-	-	-
10+ Rebounds	-	-	-
3+ Blocks	-	-	-
3+ Steals	-	-	-

YEAR	TEAM	GP	GS	MIN/AVG	FG-FGA	FG%	3FG-3FGA	3FG%	FT-FTA	FT%	OFF-DEF	REB	RPG	AST	APG	TO	STL	SPG	BLK	BPG	PTS	PPG	DBL	DBL
2024-25*	SBU	6	0	21/3.5	2-4	50.0	0-0	.0	1-4	25.0	2-1	3	0.5	0	0.0	2	2	0.3	0	0.0	5	0.8	0	
2025-26	MSU	6	0	31/5.2	1-5	20.0	0-0	.0	4-5	80.0	4-2	6	1.0	0	0.0	1	1	0.2	2	0.3	6	1.0	0	
TOTALS		12	0	52/4.3	3-9	33.3	0-0	.0	5-9	55.6	6-3	9	0.8	0	0.0	3	3	0.2	2	0.2	11	0.9	0	



25

FAVOUR NWAEDOZI

JR. | F | 6-3 | DELTA, NIGERIA | HAKUHO GIRLS' HS | MUKOGAWA WOMEN'S UNIVERSITY (JAPAN)

SCAN OR [CLICK HERE](#) FOR FULL BIO/STATISTICS

SEASON HIGHS	SEC HIGHS	CAREER HIGHS
Points.....21, vs Southern Miss, 12/14/25	Points.....21, vs Southern Miss, 12/14/25	Points.....21, vs Southern Miss, 12/14/25
Rebounds.....23, vs Southern Miss, 12/14/25	Rebounds.....23, vs Southern Miss, 12/14/25	Rebounds.....23, vs Southern Miss, 12/14/25
Assists.....4, vs Jackson State, 11/13/25	Assists.....4, vs Jackson State, 11/13/25	Assists.....4, vs Jackson State, 11/13/25
Blocks.....2, (4x) Last vs Alcorn State, 11/24/25	Blocks.....2, (4x) Last vs Alcorn State, 11/24/25	Blocks.....2, (4x) Last vs Alcorn State, 11/24/25
Steals.....3, vs Mississippi Valley State, 11/9/25	Steals.....3, vs Mississippi Valley State, 11/9/25	Steals.....3, vs Mississippi Valley State, 11/9/25
FG Made.....10, vs Southern Miss, 12/14/25	FG Made.....10, vs Southern Miss, 12/14/25	FG Made.....10, vs Southern Miss, 12/14/25
FG Attempted.....17, vs Southern Miss, 12/14/25	FG Attempted.....17, vs Southern Miss, 12/14/25	FG Attempted.....17, vs Southern Miss, 12/14/25
3-PT FG Made.....	3PT FG Made.....	3-PT FG Made.....
3-PT FG Attempted.....	3PT FG Attempted.....	3-PT FG Attempted.....
FT Made.....6, vs Jackson State, 11/13/25	FT Made.....6, vs Jackson State, 11/13/25	FT Made.....6, vs Jackson State, 11/13/25
FT Attempted.....9, vs Jackson State, 11/13/25	FT Attempted.....9, vs Jackson State, 11/13/25	FT Attempted.....9, vs Jackson State, 11/13/25
Minutes.....33, vs Southern Miss, 12/14/25	Minutes.....33, vs Southern Miss, 12/14/25	Minutes.....33, vs Southern Miss, 12/14/25

NOTEABLES

- JUNIOR (2025-26)
- 13 points and 16 rebounds at La Salle, her sixth double-double of the season (Dec. 20).
 - Collected career highs of 21 points and 23 rebounds vs Southern Miss (Dec. 14), becoming the first SEC player and third in the nation to collect a 20 point-20 rebound game.
 - 16 points and 11 boards vs Charlotte, her fourth double-double (Dec. 7).
 - 14 points on 70 percent shooting alongside seven rebounds and two blocks in 18 minutes against Pitt (Dec. 4).
 - Scored 13 on 62.5 percent shooting against MTSU with six rebounds (Nov. 25).
 - 18 points with 15 rebounds against Jackson State (Nov. 13). Also led team in assists (4) and FTs made (6).
 - 17 points along with 10 rebounds in her second game in the Maroon and White.
 - Collected a double-double in her first game at MSU against Davidson (Nov. 3), scoring 10 points and bringing in 10 rebounds, seven of which came on the offensive glass.

- SOPHOMORE-FRESHMAN (2023-25)
- Attended Mukogawa Women's University in Nishinomiya, Japan.
 - Played for MWU's Basketball team, known as the Lavy's.
 - In the 2025 spring season, she averaged 26 points and 17 rebounds per game, leading the Kensai Women's Spring Basketball Championship.

- PERSONAL
- Originally from Nigeria, she moved to Japan during high school, attending Hakuho Girls' HS.
 - Experienced a 14 hour time change when she moved to Starkville.

NWAEDOZI'S GAME-BY-GAME STATS

DATE	OPPONENT	GS	MIN	FG-FGA	FG%	3FG-3FGA	3FG%	FT-FTA	FT%	OFF-DEF	REB	PF	AST	TO	STL	BLK	PTS
Nov. 3	DAVIDSON	*	28:52	3-10	.300	0-0	.000	4-7	.571	7-3	10	3	0	1	2	0	10
Nov. 7	GEORGIA STATE	*	25:29	7-10	.700	0-0	.000	3-3	1.000	4-6	10	2	3	1	0	2	17
Nov. 9	MISSISSIPPI VALLEY STATE	*	19:03	3-6	.500	0-0	.000	1-4	.250	8-8	16	0	1	1	3	2	7
Nov. 13	JACKSON STATE	*	28:24	6-8	.750	0-0	.000	6-9	.667	3-12	15	3	4	4	1	1	18
Nov. 20	at Texas Tech	*	23:51	4-8	.500	0-0	.000	1-2	.500	2-7	9	4	1	2	0	2	9
Nov. 24	vs Alcorn State	*	21:58	2-4	.500	0-0	.000	0-2	.000	1-3	4	3	1	2	1	2	4
Nov. 25	vs Middle Tennessee	*	25:25	5-8	.625	0-0	.000	3-4	.750	2-4	6	4	3	2	0	0	13
Nov. 30	ULM	*	21:34	6-10	.600	0-0	.000	1-3	.333	3-4	7	3	2	2	0	0	13
Dec. 4	PITT	*	18:18	7-10	.700	0-0	.000	0-1	.000	3-4	7	0	2	0	0	2	14
Dec. 7	CHARLOTTE	*	24:17	8-13	.615	0-0	.000	0-0	.000	5-6	11	4	0	1	0	1	16
Dec. 14	SOUTHERN MISS	*	32:37	10-17	.588	0-0	.000	1-1	1.000	9-14	23	3	1	0	0	1	21
Dec. 17	ALABAMA STATE	*	16:47	8-9	.889	0-0	.000	4-5	.800	3-3	6	0	1	0	1	1	20
Dec. 20	at La Salle	*	24:56	5-9	.556	0-0	.000	3-3	1.000	6-10	16	3	3	2	1	0	13
Dec. 28	SAMFORD																
Jan. 1	AUBURN																
Jan. 4	at Oklahoma																
Jan. 8	TENNESSEE																
Jan. 11	at Ole Miss																
Jan. 15	VANDERBILT																
Jan. 18	KENTUCKY																
Jan. 25	at Alabama																
Jan. 29	at Tennessee																
Feb. 1	MISSOURI																
Feb. 5	at South Carolina																
Feb. 12	GEORGIA																
Feb. 16	at Arkansas																
Feb. 19	FLORIDA																
Feb. 22	at Texas																
Feb. 26	at Texas A&M																
Mar. 1	LSU																

LED TEAM IN...										PLAYER PRODUCTION CHART									
Category	Number of Times			Record When			Category	25-26	Career	Category	25-26	Career	Category	25-26	Career	Category	25-26	Career	Category
Points	5			5-0			10+ Points	10	10	10+ Points	10	10	30+ Points	-	-	3+ 3FG Made	-	-	5+ FT Made
Rebounds	8			7-1			20+ Points	2	2	5+ Assists	-	-	10+ Assists	-	-	3+ Blocks	-	-	3+ Steals
Assists	1			1-0			30+ Points	-	-	10+ Assists	-	-	5+ Rebounds	12	12	3+ Blocks	-	-	3+ Steals
Blocks	5			4-1			3+ 3FG Made	-	-	5+ Rebounds	12	12	10+ Rebounds	7	7	3+ Blocks	-	-	3+ Steals
Steals	1			1-0			5+ FT Made	1	1	10+ Rebounds	7	7	10+ Rebounds	7	7	3+ Blocks	-	-	3+ Steals
Minutes	-			-			5+ Assists	-	-	3+ Blocks	-	-	3+ Steals	1	1	3+ Blocks	-	-	3+ Steals
3 FG Made	-			-			10+ Assists	-	-	3+ Steals	1	1	3+ Steals	1	1	3+ Steals	1	1	3+ Steals
FT Made	2			2-0			5+ Rebounds	12	12	3+ Steals	1	1	3+ Steals	1	1	3+ Steals	1	1	3+ Steals
Plus/Minus	2			2-0			10+ Rebounds	7	7	3+ Steals	1	1	3+ Steals	1	1	3+ Steals	1	1	3+ Steals

YEAR	TEAM	GP	GS	MIN/AVG	FG-FGA	FG%	3FG-3FGA	3FG%	FT-FTA	FT%	OFF-DEF	REB	RPG	AST	APG	TO	STL	SPG	BLK	BPG	PTS	PPG	DBL	DBL
2025-26	MSU	13	13	312.0/24.0	74-122	60.7	0-0	.0	27-44	61.4	56-84	140	10.8	22	1.7	18	9	0.7	14	1.1	175	13.5	6	
TOTALS		13	13	312.0/24.0	74-122	60.7	0-0	.0	27-44	61.4	56-84	140	10.8	22	1.7	18	9	0.7	14	1.1	175	13.5	6	



33

KHARYSSA RICHARDSON

SR. | F | 6-2 | DOUGLASVILLE, GA. | NEW MANCHESTER HS | AUBURN * | OLE MISS !



SCAN OR [CLICK HERE](#) FOR FULL BIO/STATISTICS

SEASON HIGHS

Points	15, vs Alabama State, 12/17/25
Rebounds	9, at Texas Tech, 11/20/25
Assists	2, (3x) Last vs Alabama State, 12/17/25
Blocks	2, vs Mississippi Valley State, 11/9/25
Steals	2, vs Alcorn State, 11/24/25
FG Made	4, vs Alabama State, 12/17/25
FG Attempted	11, vs Alabama State, 12/17/25
3-PT FG Made	1, vs Alabama State, 12/17/25
3-PT FG Attempted	2, vs Alabama State, 12/17/25
FT Made	7, vs ULM, 11/30/25
FT Attempted	7, (2x) Last vs Alabama State, 12/17/25
Minutes	29, vs Davidson, 11/4/25

SEC HIGHS

Points	21, vs Tennessee, 1/28/24!
Rebounds	16, vs Florida, 1/30/23*
Assists	2 (4x), Last vs LSU, 3/2/25!
Blocks	3, vs Florida, 1/30/23*
Steals	2, (2x) Last vs Vanderbilt, 2/26/23*
FG Made	9, vs Tennessee, 1/28/24!
FG Attempted	14, vs Florida, 1/30/23*
3PT FG Made	2, vs Tennessee, 1/28/24!
3PT FG Attempted	2, (3x) Last at LSU, 1/16/25!
FT Made	5, (2x) Last vs Alabama, 2/12/23*
FT Attempted	7, Alabama, 2/5/23*
Minutes	35, vs Florida, 1/30/23*

CAREER HIGHS

Points	21, vs Tennessee, 1/28/24!
Rebounds	16, vs Florida, 1/30/23*
Assists	3, vs Ball State, 3/21/25!
Blocks	3, vs Florida, 1/30/23*
Steals	4, vs Alcorn State, 12/30/23!
FG Made	9, vs Tennessee, 1/28/24!
FG Attempted	14, vs Florida, 1/30/23*
3-PT FG Made	2, vs Tennessee, 1/28/24!
3-PT FG Attempted	3, vs Arkansas Pine Bluff, 11/10/24!
FT Made	7, (2x) Last vs ULM, 11/30/25
FT Attempted	7, (4x) Last vs Alabama State, 12/17/25
Minutes	35, vs Florida, 1/30/23*

NOTEABLES

SENIOR (2025-26)

- Scored a season-high 15 points versus Alabama State, her 20th career game in double figures (Dec. 17).
- 11 points including seven makes from the charity stripe against ULM (Nov. 30)
- Collected double-digit points for the first time as a Bulldog with 10 against Alcorn State on 50 percent shooting (Nov. 24).
- Season-high nine rebounds against Texas Tech (Nov. 20), which led the Bulldogs.
- Scored eight points against Mississippi Valley. (Nov.9).
- Scored six points and collected six rebounds in MSU debut vs Davidson (Nov. 3).
- First season in the Maroon and White.
- Selected to represent Bulldogs at SEC Media Days.

PRIOR TO MSU (2022-25)

- Spent 2022-23 season at Auburn before spending last two seasons at Ole Miss.
- Averaged 7.2 and 4.2 rebounds in 27 starts at Auburn her freshman year.
- Collected career-high 16 rebounds against Florida while at Auburn.
- Played in 62 games at Ole Miss, making seven starts.
- Collected 9 10+ point games across two seasons.
- Scored career-high 21 points as a Rebel against Tennessee, where she went 9-10 from the field.

PERSONAL

- Attended New Manchester HS
- 5A All-State Selection in 2021

RICHARDSON'S GAME-BY-GAME STATS

DATE	OPPONENT	GS	MIN	FG-FGA	FG%	3FG-3FGA	3FG%	FT-FTA	FT%	OFF-DEF	REB	PF	AST	TO	STL	BLK	PTS
Nov. 3	DAVIDSON	*	29:10	2-9	.222	0-0	.000	2-2	1.000	1-5	6	3	0	3	1	0	6
Nov. 7	GEORGIA STATE	*	22:55	2-6	.333	0-0	.000	2-4	.500	0-3	3	2	2	1	1	1	6
Nov. 9	MISSISSIPPI VALLEY STATE	*	19:15	3-7	.429	0-1	.000	2-2	1.000	0-2	2	1	1	0	0	2	8
Nov. 13	JACKSON STATE	*	18:24	1-5	.200	0-0	.000	0-0	.000	1-5	6	2	1	2	1	0	2
Nov. 20	at Texas Tech		24:44	1-5	.200	0-0	.000	1-2	.500	1-8	9	3	0	3	0	1	3
Nov. 24	vs Alcorn State		23:59	3-6	.500	0-0	.000	4-4	1.000	0-3	3	2	1	2	2	0	10
Nov. 25	vs Middle Tennessee		16:06	2-7	.286	0-0	.000	1-1	1.000	0-3	3	4	0	1	1	0	5
Nov. 30	ULM		19:30	2-6	.333	0-0	.000	7-7	1.000	3-1	4	1	1	2	0	1	11
Dec. 4	PITT		20:26	2-7	.286	0-0	.000	0-0	.000	0-5	5	1	2	0	0	0	4
Dec. 7	CHARLOTTE		12:34	2-3	.667	0-0	.000	0-2	.000	0-3	3	2	0	2	1	0	4
Dec. 14	SOUTHERN MISS	DNP															
Dec. 17	ALABAMA STATE		19:08	4-11	.364	1-2	.500	6-7	.857	2-3	5	2	2	1	0	1	15
Dec. 20	at La Salle		18:02	2-4	.500	0-1	.000	1-2	.500	0-7	7	1	1	0	0	0	5
Dec. 28	SAMFORD																
Jan. 1	AUBURN																
Jan. 4	at Oklahoma																
Jan. 8	TENNESSEE																
Jan. 11	at Ole Miss																
Jan. 15	VANDERBILT																
Jan. 18	KENTUCKY																
Jan. 25	at Alabama																
Jan. 29	at Tennessee																
Feb. 1	MISSOURI																
Feb. 5	at South Carolina																
Feb. 12	GEORGIA																
Feb. 16	at Arkansas																
Feb. 19	FLORIDA																
Feb. 22	at Texas																
Feb. 26	at Texas A&M																
Mar. 1	LSU																

LED TEAM IN...

Category	Number of Times	Record When
Points	-	-
Rebounds	1	1-0
Assists	-	-
Blocks	-	-
Steals	1	1-0
Minutes	-	-
3 FG Made	-	-
FT Made	2	2-0
Plus/Minus	-	-

PLAYER PRODUCTION CHART

Category	22-23*	23-24!	24-25!	25-26	Career
10+ Points	8	6	3	3	20
20+ Points	-	1	-	-	1
30+ Points	-	-	-	-	-
3+ 3FG Made	-	-	-	-	-
5+ FT Made	1	1	-	1	3
5+ Assists	-	-	-	-	-
10+ Assists	-	-	-	-	-
5+ Rebounds	14	5	1	6	26
10+ Rebounds	1	-	1	-	2
3+ Blocks	1	-	-	-	1
3+ Steals	1	2	-	-	3

YEAR	TEAM	GP	GS	MIN/AVG	FG-FGA	FG%	3FG-3FGA	3FG%	FT-FTA	FT%	OFF-DEF	REB	RPG	AST	APG	TO	STL	SPG	BLK	BPG	PTS	PPG	DBL	DBL
2022-23*	AU	28	27	597/21.3	79-182	43.4	0-8	.0	43-55	78.2	54-77	131	4.7	7	0.2	37	25	0.9	24	0.9	201	7.2	1	
2023-24*	OM	33	6	523/15.8	70-159	44.0	8-16	50.0	45-65	69.2	26-75	101	3.1	15	0.5	50	18	0.5	16	0.5	193	5.8	0	
2024-25*	OM	29	1	289/10.0	39-98	39.8	4-15	26.7	24-31	77.4	13-31	44	1.5	11	0.4	28	5	0.2	9	0.3	106	3.7	0	
2025-26	MSU	12	4	244/20.3	26-76	34.2	1-4	25.0	26-33	78.8	8-48	56	4.7	11	0.9	17	7	0.6	6	0.5	79	6.6	0	
TOTALS		102	38	1652/16.2	214-515	41.6	13-43	30.2	138-184	75.0	101-231	332	3.3	44	0.4	132	55	0.5	55	0.5	579	5.7	1	



40

MADISON FRANCIS

FR. | F | 6-2 | LANCASTER, N.Y. | LANCASTER CENTRAL HS



SCAN OR [CLICK HERE](#) FOR FULL BIO/STATISTICS

SEASON HIGHS

Points	30, vs Alabama State, 12/17/25
Rebounds	13, vs ULM, 11/30/25
Assists	4, vs Alcorn State, 11/24/25
Blocks	7, vs Charlotte, 12/7/25
Steals	3, (3x) Last vs Alabama State, 12/17/25
FG Made	12, vs Alabama State, 12/17/25
FG Attempted	16, vs Alabama State, 12/17/25
3-PT FG Made	2, vs Alabama State, 12/17/25
3-PT FG Attempted	4, vs Mississippi Valley State, 11/9/25
FT Made	6, vs Alcorn State, 11/24/25
FT Attempted	6, (3x) Last vs Alabama State, 12/17/25
Minutes	36, vs ULM, 11/30/25

SEC HIGHS

Points	
Rebounds	
Assists	
Blocks	
Steals	
FG Made	
FG Attempted	
3PT FG Made	
3PT FG Attempted	
FT Made	
FT Attempted	
Minutes	

CAREER HIGHS

Points	30, vs Alabama State, 12/17/25
Rebounds	13, vs ULM, 11/30/25
Assists	4, vs Alcorn State, 11/24/25
Blocks	7, vs Charlotte, 12/7/25
Steals	3, (3x) Last vs Alabama State, 12/17/25
FG Made	12, vs Alabama State, 12/17/25
FG Attempted	16, vs Alabama State, 12/17/25
3-PT FG Made	2, vs Alabama State, 12/17/25
3-PT FG Attempted	4, vs Mississippi Valley State, 11/9/25
FT Made	6, vs Alcorn State, 11/24/25
FT Attempted	6, (3x) Last vs Alabama State, 12/17/25
Minutes	36, vs ULM, 11/30/25

NOTEABLES

FRESHMAN (2025-26)

- Joined the likes of LaToya Thomas, Victoria Vivians and Rickea Jackson as Bulldog freshmen to score 30+ with a 30-point double-double against Alabama State (Dec. 17).
- Eighth 10+ point performance in nine games with 14 points and seven boards vs Charlotte (Dec. 7).
- First career double-double against Pitt (10 points, 10 reb.) (Dec. 4).
- Named Tamika Catchings USBWA National Freshman of the Week on December 2.
- Eight points and career-high 13 rebounds against ULM (Nov. 30)
- Back-to-back 15+ point performances against Alcorn State and MTSU, which led her to being named Emerald Coast Classic MVP. Tied season-high of six blocks against MTSU (Nov. 25).
- Collected fourth straight 10+ point game in her first career start against Texas Tech (Nov. 20), finishing with 10.
- Secured season-highs of 17 points, eight rebounds and three assists against Mississippi Valley (Nov. 9).
- Collected eight points and six blocks in Mississippi State debut against Davidson (Nov. 3).
- Her six blocks were the most by any Bulldog since December 29, 2023.

PERSONAL (2025-26)

- Played four seasons at Lancaster HS under head coach Jayson Jaskier.
- Averaged 24.8 points, 12.6 rebounds, 4.5 steals, 3.6 assists and 3.0 blocks throughout her HS career.
- Collected over 2000 points and 1000 rebounds.
- Won Gold with 2024 USA Women's USA U18 National Team at 2024 Fiba U18 AmeriCup.

FRANCIS' GAME-BY-GAME STATS

DATE	OPPONENT	GS	MIN	FG-FGA	FG%	3FG-3FGA	3FG%	FT-FTA	FT%	OFF-DEF	REB	PF	AST	TO	STL	BLK	PTS
Nov. 3	DAVIDSON		31:09	3-8	.375	0-1	.000	2-4	.500	1-3	4	3	1	3	0	6	8
Nov. 7	GEORGIA STATE		22:13	4-10	.400	0-2	.000	2-3	.667	4-2	6	3	1	4	0	1	10
Nov. 9	MISSISSIPPI VALLEY STATE		24:25	7-12	.583	1-4	.250	2-2	1.000	4-4	8	0	3	2	2	5	17
Nov. 13	JACKSON STATE		29:51	5-9	.556	0-3	.000	1-2	.500	1-1	2	4	1	1	3	3	11
Nov. 20	at Texas Tech	*	23:09	5-12	.417	0-2	.000	0-1	.000	0-4	4	5	0	3	0	1	10
Nov. 24	vs Alcorn State	*	30:31	4-6	.667	1-3	.333	6-6	1.000	2-4	6	2	4	3	3	1	15
Nov. 25	vs Middle Tennessee	*	32:32	7-11	.636	1-2	.500	2-2	1.000	3-3	6	4	3	0	1	6	17
Nov. 30	ULM	*	36:03	3-10	.300	0-1	.000	2-2	1.000	8-5	13	2	2	5	2	3	8
Dec. 4	PITT	*	29:24	4-10	.400	0-1	.000	2-4	.500	3-7	10	1	2	2	2	2	10
Dec. 7	CHARLOTTE	*	32:27	5-11	.455	0-3	.000	4-6	.667	3-4	7	1	1	2	1	7	14
Dec. 14	SOUTHERN MISS	*	25:26	2-11	.182	0-0	.000	3-4	.750	3-2	5	2	0	1	1	1	7
Dec. 17	ALABAMA STATE	*	30:14	12-16	.750	2-3	.667	4-6	.667	6-4	10	1	2	2	3	4	30
Dec. 20	at La Salle	*	14:02	1-3	.333	0-0	.000	2-2	1.000	1-1	2	1	2	1	2	1	4
Dec. 28	SAMFORD																
Jan. 1	AUBURN																
Jan. 4	at Oklahoma																
Jan. 8	TENNESSEE																
Jan. 11	at Ole Miss																
Jan. 15	VANDERBILT																
Jan. 18	KENTUCKY																
Jan. 25	at Alabama																
Jan. 29	at Tennessee																
Feb. 1	MISSOURI																
Feb. 5	at South Carolina																
Feb. 12	GEORGIA																
Feb. 16	at Arkansas																
Feb. 19	FLORIDA																
Feb. 22	at Texas																
Feb. 26	at Texas A&M																
Mar. 1	LSU																

LED TEAM IN...

Category	Number of Times	Record When
Points	3	3-0
Rebounds	3	3-0
Assists	1	1-0
Blocks	9	9-0
Steals	6	6-0
Minutes	4	4-0
3 FG Made	2	2-0
FT Made	3	3-0
Plus/Minus	2	2-0

PLAYER PRODUCTION CHART

Category	25-26	Career
10+ Points	9	9
20+ Points	1	1
30+ Points	1	1
3+ 3FG Made	-	-
5+ FT Made	1	1
5+ Assists	-	-
10+ Assists	-	-
5+ Rebounds	9	9
10+ Rebounds	3	3
3+ Blocks	7	7
3+ Steals	3	3

YEAR	TEAM	GP	GS	MIN/AVG	FG-FGA	FG%	3FG-3FGA	3FG%	FT-FTA	FT%	OFF-DEF	REB	RPG	AST	APG	TO	STL	SPG	BLK	BPG	PTS	PPG	DBL	DBL
2025-26	MSU	13	9	361/27.8	62-129	48.1	5-25	20.0	32-44	72.7	39-44	83	6.4	22	1.7	29	20	1.5	41	3.2	161	12.4	2	
TOTALS		13	9	361/27.8	62-129	48.1	5-25	20.0	32-44	72.7	39-44	83	6.4	22	1.7	29	20	1.5	41	3.2	161	12.4	2	

2025-26 TV/RADIO ROSTER



1 SANIYAH KING
So. | G | 5-7 | Washington, D.C.
Howard



2 DESTINEY MCPHAUL
R-Sr. | G | 5-9 | Philadelphia, Pa.
Northwest Florida State College/Temple



4 TRAYANNA CRISP
Sr. | G | 5-8 | Goodyear, Ariz.
Arizona State/North Carolina



5 CHANDLER PRATER
Gr. | G/F | 5-10 | Kansas City, Mo.
Oklahoma State/Kansas



8 AWA FANE
Jr. | G/F | 5-8 | Thies, Senegal
Panola College



10 JAYLAH LAMPLEY
Fr. | G | 6-1 | Fishers, Ind.
Lawrence Central HS



13 ROCÍO JIMÉNEZ
R-Fr. | C | 6-7 | Elías Piña, Dominican Republic
Central Pointe Christian Academy



22 NATALIYAH GRAY
Fr. | F | 6-3 | Houston, Texas
Alief Taylor HS



23 FAITH WYLDER
So. | C | 6-6 | New York, N.Y.
Stony Brook



25 FAVOUR NWAEDOZI
Jr. | F | 6-3 | Delta, Nigeria
Mukogawa Women's University (Japan)



33 KHARYSSA RICHARDSON
Sr. | F | 6-2 | Douglasville, Ga.
Auburn/Ole Miss



40 MADISON FRANCIS
Fr. | F | 6-2 | Lancaster, N.Y.
Lancaster Central HS



SAM PURCELL
Head Coach
Fourth Season



FRED CASTRO
Associate Head Coach
Second Season



ANITA HOWARD
Assistant Coach
Second Season
















SAMANTHA WILLIAMS
Assistant Coach
Second Season



TONY DUKES
Assistant Coach/Scouting
Third Season

TV/RADIO CHART

1		SANIYAH KING Guard 5-7 So. Washington, D.C. Bishop Ireton HS Howard	GP-GS 2025-26 CAREER	PPG 8-0 40-31	RPG 3.2 9.8	APG 2.1 2.9	FG% 1.4 3.9	3FG% 28.1 35.5	FT% 26.7 33.0	SPG 80.0 75.0	MPG 0.6 1.4	35.5	<ul style="list-style-type: none">Collected season-highs of eight points and four assists vs Pitt (Dec. 4), including a pair of threes.Scored five points against Texas Tech (Nov. 20) and Middle Tennessee State (Nov. 25)2025 MEAC Rookie of the Year
2		DESTINEY MCPHAUL Guard 5-9 R-Sr. Philadelphia, Pa. West Catholic HS Temple Northwest Florida State CC	GP-GS 2025-26 CAREER	PPG 13-13 44-14	RPG 12.4 9.3	APG 2.8 2.8	FG% 3.6 49.2	3FG% 53.2 38.7	FT% 75.9 80.2	SPG 2.0 1.4	MPG 29.4 24.4	24.4	<ul style="list-style-type: none">16 points, 10 assists and six steals vs La Salle, her first career double double (Dec. 20).Career-high 22 points on 61.5 percent shooting against Pitt in 22 minutes (Dec. 4).Scored 20 points on opening night against Davidson (Nov. 3)
4		TRAYANNA CRISP Guard 5-8 Sr. Goodyear, Ariz. Millennium HS Arizona State North Carolina	GP-GS 2025-26 CAREER	PPG 13-13 100-49	RPG 8.2 7.9	APG 1.9 1.7	FG% 2.9 1.7	3FG% 42.4 37.8	FT% 40.4 30.7	SPG 77.8 75.9	MPG 1.0 0.8	26.5 24.0	<ul style="list-style-type: none">Has hit a three in 12 straight games.10 points last time out vs La Salle (Dec. 20).Collected a career-high seven assists with no turnovers vs Alabama State (Dec. 17).Fourth 10+ point game with 12 against Southern Miss (Dec. 14).
5		CHANDLER PRATER Guard/Forward 5-10 Gr. Kansas City, Mo. North Kansas City HS Kansas Oklahoma State	GP-GS 2025-26 CAREER	PPG 13-13 138-61	RPG 10.5 7.4	APG 7.0 4.7	FG% 2.6 1.8	3FG% 45.1 42.0	FT% 37.0 29.2	SPG 87.2 81.8	MPG 1.2 1.1	23.7 22.0	<ul style="list-style-type: none">On a streak of four straight double-doubles.10 points and 10 rebounds last time out at La Salle (Dec. 20).18 points and 10 rebounds vs Southern Miss (Dec. 14).Scored a career-high 25 points while tying career-high four makes from distance against Mississippi Valley (Nov. 9)
8		AWA FANE Guard 5-8 Jr. Thies, Senegal Life Preparatory Academy (Kan.) Panola College	GP-GS 2025-26 CAREER	PPG 11-0 11-0	RPG 3.2 3.2	APG 1.0 1.0	FG% 0.8 0.8	3FG% 38.2 38.2	FT% 46.2 46.2	SPG 75.0 75.0	MPG 0.5 0.5	10.7 10.7	<ul style="list-style-type: none">Six points on 2-2 shooting from deep at La Salle (Dec. 20).Three steals vs Alabama State (Dec. 17).Knocked down a trio of three-pointers in the second quarter against Georgia State (Nov. 7). Finished with 11 points.2025 NJCAA First Team All-American
10		JAYLAH LAMPLEY Guard 6-1 Fr. Fishers, Ind. Lawrence Central HS	GP-GS 2025-26 CAREER	PPG 13-0 13-0	RPG 9.9 9.9	APG 5.2 5.2	FG% 1.2 1.2	3FG% 53.5 53.5	FT% 41.4 41.4	SPG 47.4 47.4	MPG 0.9 0.9	22.5 22.5	<ul style="list-style-type: none">Season-high and team-leading 18 points at La Salle on 75 percent shooting (Dec. 20).Has scored 10+ seven times this season.12 points on 75 percent shooting vs Charlotte (Dec. 7).17 points on 7-8 shooting against Jackson State (Nov. 13).
13		ROCIO JIMÉNEZ Center 6-7 R-So. Elias Piña, Dominican Republic Central Pointe Christian Academy	GP-GS 2025-26 CAREER	PPG 7-0 7-0	RPG 1.6 1.6	APG 0.9 0.9	FG% 0 0	3FG% 41.7 41.7	FT% .000 .000	BPG 50.0 50.0	MPG 0.3 0.3	2.7 2.7	<ul style="list-style-type: none">Scored first career points against Mississippi Valley (Nov. 9) after earning nine points and three rebounds in five minutes.Redshirted first two seasons due to an injury sustained prior to Mississippi State.Reclassified to join the program in December of 2023.
22		NATALIYAH GRAY Forward 6-3 Fr. Houston, Texas Alief Taylor HS	GP-GS 2025-26 CAREER	PPG 10-0 10-0	RPG 2.4 2.4	APG 1.7 1.7	FG% 0.4 0.4	3FG% 36.8 36.8	FT% .000 .000	BPG 55.6 55.6	MPG 0.1 0.1	5.5 5.5	<ul style="list-style-type: none">Scored 15 points and collected seven rebounds, all in the second half against Mississippi Valley (Nov. 9).91st ranked recruit in the 2025 class according to ESPN.Averaged 22.0 points, 11.7 rebounds, 2.7 blocks, 1.0 steals and 1.2 assists over high school career.
23		FAITH WYLDER Center 6-6 So. New York, N.Y. Pontomac Homeschool Christian Stony Brook	GP-GS 2025-26 CAREER	PPG 6-0 12-0	RPG 1.0 0.9	APG 1.0 0.8	FG% 0.0 0.0	3FG% 20.0 33.3	FT% .000 .000	BPG 80.0 55.6	MPG 0.3 0.2	5.2 4.3	<ul style="list-style-type: none">Scored first points in the Maroon and White with three points against Southern Miss (Dec. 14).First season in the Maroon and White.Sidelined the majority of the 2024-25 season at Stony Brook due to injury.
25		FAVOUR NWAEDOZI Forward 6-3 Jr. Delta, Nigeria Hakuho Girls' HS (Japan) Mukogawa Women's University (Japan)	GP-GS 2025-26 CAREER	PPG 13-13 13-13	RPG 13.5 13.5	APG 10.8 10.8	FG% 1.7 1.7	3FG% 60.7 60.7	FT% .000 .000	BPG 61.4 61.4	MPG 1.1 1.1	24.0 24.0	<ul style="list-style-type: none">Six double-doubles this season.13 points and 16 rebounds last time out at La Salle (Dec. 20).Career-highs of 21 points and 23 rebounds vs Southern Miss (Dec. 14). Became the first in the SEC and third player in the nation to have a 20 pt-20 reb game this season.
33		KHARYSSA RICHARDSON Forward 6-2 Sr. Douglasville, Ga. New Manchester HS Auburn Ole Miss	GP-GS 2025-26 CAREER	PPG 12-4 102-38	RPG 6.6 5.7	APG 4.7 3.3	FG% 0.9 0.4	3FG% 34.2 41.6	FT% 25.0 30.2	BPG 78.8 75.0	MPG 0.5 0.5	20.3 16.2	<ul style="list-style-type: none">Season-high 15 points vs Alabama State (Dec. 17).Season-high 11 points vs ULM (Nov. 30)10 points against Alcorn State (Nov. 24) on 50 percent shooting.Season-high nine boards against Texas Tech (Nov. 20).First season in the Maroon and White.
40		MADISON FRANCIS Forward 6-2 Fr. Lancaster, N.Y. Lancaster Central HS	GP-GS 2025-26 CAREER	PPG 13-8 13-8	RPG 12.4 12.4	APG 6.4 6.4	FG% 1.7 1.7	3FG% 48.1 48.1	FT% 20.0 20.0	BPG 72.7 72.7	MPG 3.2 3.2	27.8 27.8	<ul style="list-style-type: none">Career-high 30 points vs Alabama State (Dec. 14), joining Victoria Vivians, Rickea Jackson and LaToya Thomas as freshman with 30+ point games.Tamika Catchings USBWA Freshman of the Week (Dec. 2)3.3 BPG ranks first in the SEC and second in the nation.
HC		SAM PURCELL Head Coach 4th Season MSU/Career Record: 79-36 (24-24) ALMA MATER: Auburn	<ul style="list-style-type: none">Entering 25-26, has won more overall games (67) and SEC games (24) than any head coach throughout their first three seasons in Bulldog history.Signed the program's second-best signing class when him and his staff inked Lampley, Francis and Gray, resulting in the 10th-ranked signing class. (2019 - 6th ranked class)Only coach to bring Mississippi State to at least one NCAA Tournament in first three seasons: He's done so twice. (2023, 2025).										