

MISSISSIPPI STATE

WOMEN'S BASKETBALL

86 ALL-SEC HONORS | 61 ALL-AMERICAN HONORS | 13 NCAA TOURNAMENT APPEARANCES | 4 SWEET SIXTEENS | 2 NCAA FINAL FOURS | 3 SEC CHAMPIONSHIPS

2025-26 SCHEDULE

RECORD	14-2
NON-CONFERENCE	13-1
SEC	1-1
HOME	11-0
AWAY	1-2
NEUTRAL	2-0

DATE	MSU	OPP	OPPONENT	TV	TIME/RESULT
NOVEMBER (7-1)					
N3	-	-	Davidson	SECN+	W, 66-57
N7	-	-	Georgia State	SECN+	W, 88-62
N9	-	-	MS Valley State	SECN+	W, 107-43
N13	-	-	Jackson State	SECN+	W, 82-55
N20	-	-	at Texas Tech	ESPN+	L, 62-69
N24	-	-	vs Alcorn State!	Flo Sports	W, 65-51
N25	-	-	vs Middle Tenn!	Flo Sports	W, 69-47
N30	-	-	ULM	SECN+	W, 66-54
DECEMBER (6-0)					
D4	-	-	Pitt^	SECN	W, 79-44
D7	-	-	Charlotte	SECN+	W, 89-59
D14	-	-	Southern Miss	SECN+	W, 87-64
D17	-	-	Alabama State	SECN+	W, 105-57
D20	-	-	at La Salle	ESPN+	W, 85-37
D28	-	-	Samford	SECN+	W, 112-54
JANUARY (1-1)					
J1	-	-	Auburn*	SECN+	W, 75-53
J4	-	8	at Oklahoma*	SECN+	L, 47-95
J8	-	23	Tennessee*	SECN+	6:30 p.m.
J11	-	18	at Ole Miss*	SECN	5 p.m.
J15	-	7	Vanderbilt*	SECN	5:30 p.m.
J18	-	6	Kentucky*	SECN+	2 p.m.
J25	-	RV	at Alabama*	SECN+	2 p.m.
J29	-	20	at Tennessee*	SECN+	5:30 p.m.
FEBRUARY					
F1	-	-	Missouri*	SECN+	2 p.m.
F5	-	3	at South Carolina*	SECN	5:30 p.m.
F12	-	-	Georgia*	SECN+	6:30 p.m.
F16	-	-	at Arkansas*	SECN	6:30 p.m.
F19	-	-	Florida*	SECN+	6:30 p.m.
F22	-	2	at Texas*	SECN	1 p.m.
F26	-	-	at Texas A&M*	SECN+	7 p.m.
MARCH					
M1	-	12	LSU*	SECN	3 p.m.
M4-8			2025 SEC Tournament		Greenville, S.C.

All Times Central | Rankings listed reflect date of game (AP POLL)
* - SEC game | ^ - ACC/SEC Challenge | ! - Emerald Coast Classic

All games on ESPN networks (ESPN, ESPN2, ESPNU, and SECN) are also available through the ESPN App or ESPN.com/watch.

GAME 17 | JAN. 8, 2026 | 6:30 P.M. CT | STARKVILLE, MISS. | HUMPHREY COLISEUM



VS



MISSISSIPPI STATE BULLDOGS (14-2, 1-1 SEC)

In The Polls - AP: N/A | USA Today Coaches' Poll: N/A
NET Ranking: 36
Last Game: L, 47-95, at Oklahoma (1/4/26)
Streak: L1
Head Coach: Sam Purcell
Record at MSU: 81-37 (Fourth Season)
Career Record: SAME

TENNESSEE VOLUNTEERS (10-3, 2-0 SEC)

In The Polls - AP: #20 | USA Today Coaches' Poll: #22
NET Ranking: 21
Last Game: W, at Auburn, 73-56 (1/4/26)
Streak: W3
Head Coach: Kim Caldwell
Record at UT: 34-13 (Second Season)
Career Record: 251-44 (10th Season)

HOW TO FOLLOW THE DAWGS

WATCH: SECN+

PxP - Will Kollmeyer
Analyst - Brittany Lange

LISTEN: Hail State On-Demand

Online - HailState.com
Radio - Starkville - 96.1
PxP - Jason Crowder
Analyst - Amy Pryor

LIVE STATS: Stat Broadcast

Online - msu.statbroadcast.com

SOCIAL MEDIA

@HailStateWBK

TIPPING IT OFF

LAST TIME OUT

- Mississippi State's winning streak ended at 10 consecutive games, as they dropped the contest against the eighth-ranked Oklahoma Sooners, 95-47.
- Kharyssa Richardson led the Bulldogs with 13 points, 7 of which came from the charity stripe, tying a career-high in FT's made.
- Madison Francis and Favour Nwaedozi collected seven rebounds in the contest.

SCOUTING THE OPPONENT - TENNESSEE

- Tennessee moved to 10-3 on the season and 2-0 in SEC play after defeating the Auburn Tigers, 73-56.
- Talaysia Cooper (17.5) and Janiah Barker (13.0) have led the Lady Vols in scoring through the first two games of conference play. Throughout the entire season, Cooper is averaging 14.9 points while Barker averages 14.4.
- Like Mississippi State, all three Lady Vol losses have come to top 25 teams - #3 UCLA, #9 NC State and #16 Louisville.

STATE IN CONFERENCE PLAY

- Mississippi State is 25-25 in SEC play during the Sam Purcell era.
- Inside of Humphrey Coliseum, the Bulldogs are 15-10 in SEC play under head coach Sam Purcell.

DEFENDING HOME COURT

- State has taken care of business at home so far this season.
- The Bulldogs have won 11 consecutive home games, the best streak since 2019 and the longest of the Purcell era.
- Overall under Purcell, the Bulldogs are 48-11 inside The Hump, giving Purcell a 81.0 winning percentage.
- Mississippi State has won 10+ home games in every season under Purcell.
- At home this season, State is averaging 86.9 points per game on 49.4 percent shooting and is outscoring opponents by 32.2 ppg.

SPREADING THE LOVE

- The Bulldogs have been showing that scoring can come from anyone this season.
- Four Bulldogs are averaging 10+ points per game: Nwaedozi (13.6), McPhaul (11.9), Francis (12.4) and Lampley (10.4).
- Seven different Bulldogs have led the team in scoring this season.
- Favour Nwaedozi has led State in scoring in six games, the most of any one Bulldog.
- Five Bulldogs scored in double figures against Alabama State and La Salle, marking the first time five Bulldogs have done such in back to back games since November 2019.
- The last time five Bulldogs finished the season averaging 10+ points was the 2009-10 season.

SERIES HISTORY

OVERALL	UT Leads 41-8
STREAK	L2
IN STARKVILLE	UT Leads 18-3
LAST MEETING	L, 73-86, Knoxville, Tenn., 1/16/25
LAST 10 MEETINGS	Tied, 5-5
UNDER PURCELL	UT Leads 3-1

PROBABLE STARTERS (BASED OFF LAST GAME)

#	NAME	POS.	HT.	CL.	HOMETOWN	GP-GS	MPG	PPG	RPG	APG	FG%	FT%	OTHER
2	Destiney McPhaul	G	5-9	R-Sr.	Philadelphia, Pa.	16-16	29.2	11.9	2.6	3.8	49.6	75.0	1.8 SPG
4	Trayanna Crisp	G	5-8	Sr.	Goodyear, Ariz.	15-15	27.0	8.7	1.8	2.8	41.5	78.3	0.9 SPG
5	Chandler Prater	G/F	5-10	Gr.	Kansas City, Mo.	16-16	23.3	9.8	7.0	2.6	43.8	87.8	1.2 SPG
25	Favour Nwaedozi	F	6-3	Jr.	Delta, Nigeria	16-16	24.7	13.6	10.6	1.8	58.1	66.7	0.9 BPG
40	Madison Francis	F	6-2	Fr.	Lancaster, N.Y.	16-12	27.3	12.4	7.1	1.4	47.8	73.6	3.0 BPG

6

Madison Francis has collected six or more blocks in three games this season, making her the only player in the country to have three or more 6+ block games.

5

Five Bulldogs scored 10+ points in back-to-back games against Alabama St and La Salle, the first time five Bulldogs have done such in consecutive games since 2019.

4

Four Bulldogs recorded double-doubles against Samford, making Mississippi State the first team across the nation to have 4 or more in a single game.

NUMERICAL ROSTER

#	NAME	POS.	HT.	CL.	EXP.	HOMETOWN / HIGH SCHOOL / PREVIOUS SCHOOL
1	Saniyah King	G	5-7	So.	TR	Washington, D.C. / Bishop Ireton HS / Howard
2	Destiney McPhaul	G	5-9	R-Sr.	1L	Philadelphia, Pa. / West Catholic HS / Temple / Northwest Florida State College
4	Trayanna Crisp	G	5-8	Sr.	TR	Goodyear, Ariz. / Millenium HS / Arizona State / North Carolina
5	Chandler Prater	G/F	5-10	Gr.^	1L	Kansas City, Mo. / North Kansas City HS / Kansas / Oklahoma State
8	Awa Fane	G	5-8	Jr.	TR	Thies, Senegal / Life Preparatory Academy / Panola College
10	Jaylah Lampley	G	6-1	Fr.	HS	Fishers, Ind. / Lawrence Central HS
13	Rocío Jiménez	C	6-7	R-So.	2L	Elías Piña, Dominican Republic / Central Pointe Christian Academy
22	Nataliyah Gray	F	6-3	Fr.	HS	Houston, Texas / Alief Taylor HS
23	Faith Wylde	C	6-6	So.	TR	New York, N.Y. / Pontomac Homeschool Christian Academy / Stony Brook
25	Favour Nwaedozi	F	6-3	Jr.	TR	Delta, Nigeria / Hakuho Girls' HS (Japan) / Mukogawa Women's University (Japan)
33	Kharyssa Richardson	F	6-2	Sr.	TR	Douglasville, Ga. / New Manchester HS / Auburn / Ole Miss
40	Madison Francis	F	6-2	Fr.	HS	Lancaster, N.Y. / Lancaster Central HS
85	Melissa Guillet	G	6-1	Fr.	TR	La Roche-sur-Yon, France / Lycee Marcelin Berthelot

^ Exercising extra year of eligibility granted by NCAA for 2020-21 season due to Covid-19

ALPHABETICAL ROSTER

#	NAME	POS.	HT.	CL.	EXP.	HOMETOWN / HIGH SCHOOL / PREVIOUS SCHOOL
4	Trayanna Crisp	G	5-8	Sr.	TR	Goodyear, Ariz. / Millenium HS / Arizona State / North Carolina
8	Awa Fane	G	5-8	Jr.	TR	Thies, Senegal / Life Preparatory Academy / Panola College
40	Madison Francis	F	6-2	Fr.	HS	Lancaster, N.Y. / Lancaster Central HS
22	Nataliyah Gray	F	6-3	Fr.	HS	Houston, Texas / Alief Taylor HS
85	Melissa Guillet	G	6-1	Fr.	TR	La Roche-sur-Yon, France / Lycee Marcelin Berthelot
8	Awa Fane	G	5-8	Jr.	TR	Thies, Senegal / Life Preparatory Academy / Panola College
13	Rocío Jiménez	C	6-7	R-So.	2L	Elías Piña, Dominican Republic / Central Pointe Christian Academy
10	Jaylah Lampley	G	6-1	Fr.	HS	Fishers, Ind. / Lawrence Central HS
2	Destiney McPhaul	G	5-9	R-Sr.	1L	Philadelphia, Pa. / West Catholic HS / Temple / Northwest Florida State College
25	Favour Nwaedozi	F	6-3	Jr.	TR	Delta, Nigeria / Hakuho Girls' HS (Japan) / Mukogawa Women's University (Japan)
5	Chandler Prater	G/F	5-10	Gr.^	1L	Kansas City, Mo. / North Kansas City HS / Kansas / Oklahoma State
33	Kharyssa Richardson	F	6-2	Sr.	TR	Douglasville, Ga. / New Manchester HS / Auburn / Ole Miss
23	Faith Wylde	C	6-6	So.	TR	New York, N.Y. / Pontomac Homeschool Christian Academy / Stony Brook

^ Exercising extra year of eligibility granted by NCAA for 2020-21 season due to Covid-19

COACHING STAFF

Head Coach	Sam Purcell	Fourth Season / Same Overall	Auburn '03
Associate Head Coach / Offensive Coordinator	Fred Castro	Second Season	Oklahoma '04
Assistant Coach / Recruiting Coordinator	Anita Howard	Second Season	Armstrong State '03
Assistant Coach	Samantha Williams	Second Season	Auburn '96
Senior Director of Scouting and Analytics / Assistant Coach	Tony Dukes	Third Season	Clayton State '13

SUPPORT STAFF

Assistant A.D. / Women's Basketball Recruiting Operations	Jimmy Yu	Fourth Season	Louisville '16
Director of Women's Basketball Operations	Amy Pryor	First Season	Oklahoma Baptist '10
Strength and Conditioning	Kaiti Jones	Fourth Season	Central Michigan '12
Athletic Trainer	Taylor Pitts	Fourth Season	Aquinas College '18
Counseling and Sports Psychology	Allison Rogers	Third Season	William Carey '12
Sports Information Director	Will Simmons	Second Season	Mississippi State '24
Creative Content Coordinator	Noah Madison	Third Season	Mississippi State '23

PRONUNCIATION GUIDE

NAME	PRONUNCIATION
Trayanna Crisp	Tray-Ah-Nuh
Awa Fane	Ah - Wuh Fah - Nay
Rocío Jiménez	Row - See - Oh Him - Men - Ez
Saniyah King	Suh - Ni - Yuh
Destiney McPhaul	Mick - Fall
Favour Nwaedozi	Favor Way-Doe-Zee

SOCIAL MEDIA ROSTER

NAME	TWITTER	INSTAGRAM
Saniyah King		__saniyahk
Destiney McPhaul	DestineyMcphaul	d1_des
Trayanna Crisp		tray4c
Chandler Prater	Channy_Chan25	chan_cp5
Awa Fane		faneawa8
Jaylah Lampley	JaylahLampley	jaylah.lampley
Rocío Jiménez	mxrociojimenez	rocio_jimenez_
Nataliyah Gray	D1Tally	d1_tally2
Faith Wylde		misswnba
Favour Nwaedozi	phavy_lucky25	iamphavylucky
Kharyssa Richardson	Kharyssa33	kharyssa
Madison Francis	Madison28185042	mattie_06
Melissa Guillet		_mguillet_

QUICK FACTS

UNIVERSITY INFORMATION

Location	Starkville, Miss.
Enrollment	23,150
Founded	Feb. 28, 1878
Nickname	Bulldogs
School Colors	Maroon (PANTONE 4102c) and White
Conference	Southeastern
President	Dr. Mark Keenum
Director of Athletics	Zac Selmon

HISTORY

Season of Basketball (First Season)	52nd (1974-75)
All-Time Record	856-681 (52nd Season)
All-Time Conference Record	241-330 (43rd Season)
SEC Regular-Season Titles (Last)	2 (2019)
SEC Tournament Titles (Last)	1 (2019)
SEC Tournament Record	27-45
NCAA Tournament Appearances (Last)	13 (2025)
NCAA Tournament Record	25-13
NCAA Final Four Appearances (Last)	2 (2018)
NCAA Championship Appearances (Last)	2 (2018)

HUMPHREY COLISEUM

Year Opened	(1975) 51st Season
All-Time Record (Win %)	496-219 (69.3%)
Record Under Purcell (Win %)	48-11 (81.0%)

2024-25 REVIEW

Overall Record	22-12
SEC Record (Finish)	7-9 (10th)
Home Record	10-4
Road Record	6-7
Neutral Record	6-1

2024-25 TEAM INFORMATION

Returners/Lost	3 (2 active)/9
Starters Returning/Lost	1/5 (Min. 10 Starts)
Newcomers	9
Freshmen	3
Sophomores	2
Juniors	3
Seniors	3
Graduates	1

WEB/SOCIAL MEDIA

Website	HailState.com
X (Twitter)/Instagram	@HailStateWBK
Facebook	Facebook.com/HailStateWBK
Hashtag	#HailState

MEDIA INFORMATION

CREDENTIALS

Outlets interested in obtaining credentials to cover Mississippi State women's basketball home games must apply for credentials at <https://hailst.at/> MBKWBKcredentials.

WEEKLY PRESS CONFERENCES

Throughout non-conference play, Head Coach Sam Purcell will typically host weekly media press conferences in the Humphrey Coliseum Media Room. All press conferences will be uploaded to HailState.com and Mississippi State Athletics' YouTube. Contact Communications Director Will Simmons for more information.

COMMUNICATIONS CONTACT INFORMATION

WILL SIMMONS

Assistant Director/Communications (WBB/WG)

EMAIL: wsimmons@athletics.msstate.edu

CELL: (662) 297-6734

MATCHUP BREAKDOWN

<div><div>State</div><div>Lady Volunteers</div></div>		
MISSISSIPPI ST	CATEGORY	TENNESSEE
14-2	RECORD	10-3
L1	STREAK	W3
80.3	POINTS/GAME	80.3
56.3	OPP. POINTS/GAME	59.8
+23.9	POINT MARGIN	+20.5
46.2	FIELD-GOAL PERCENTAGE	41.9
35.0	OPP. FIELD-GOAL PERCENTAGE	38.6
33.4	THREE-POINT FIELD-GOAL PERCENTAGE	30.4
28.1	OPP. THREE-POINT FIELD-GOAL PERCENTAGE	29.7
6.0	THREE-POINT FIELD GOALS MADE/GAME	9.9
5.9	OPP. THREE-POINT FIELD GOALS MADE/GAME	4.8
73.5	FREE-THROW PERCENTAGE	66.8
14.8	FREE THROWS MADE/GAME	12.4
20.1	FREE THROWS ATTEMPTED/GAME	16.5
45.6	REBOUNDS/GAME	17.1
14.8	OFFENSIVE REBOUNDS/GAME	15.5
30.7	DEFENSIVE REBOUNDS/GAME	26.9
+12.8	REBOUND MARGIN	+7.5
15.9	ASSISTS/GAME	14.8
14.3	TURNOVERS/GAME	16.5
17.8	TURNOVERS FORCED/GAME	22.3
+3.4	TURNOVER MARGIN	+5.8
1.1	ASSIST-TURNOVER RATIO	0.9
8.4	STEALS/GAME	12.8
5.6	BLOCKS/GAME	4.4

MISSISSIPPI STATE-TENNESSEE TEAM LEADERS

	MISSISSIPPI STATE	TENNESSEE
POINTS	Nwaedozi (13.6)	Cooper (14.9)
REBOUNDS	Nwaedozi (10.6)	Spearman (7.5)
ASSISTS	McPhaul (3.8)	Cooper (4.2)
BLOCKS	Francis (3.0)	Cooper (3.4)
STEALS	McPhaul (1.8)	Spearman (1.6)
MINUTES	McPhaul (29.1)	Spearman (25.3)

HONORS AND AWARDS

#2 Destiney McPhaul

- 2025 Emerald Coast Classic Bay Bracket All-Tournament Team

#10 Jaylah Lampley

- SEC Freshman of the Week (Dec. 30)

#25 Favour Nwaedozi

- SEC Player of the Week (Dec. 30)

#40 Madison Francis

- USBWA National Freshman of the Week (Dec. 2)

- 2025 Emerald Coast Classic Bay Bracket MVP

BLOCK U!

- The Bulldogs rank fourth in the SEC and 14th nationally with 5.6 blocks per game.
- Freshman Madison Francis leads the charge with 48 total blocks, and ranks first in the SEC and second nationally with 3.0 per game.
- Francis' seven blocks against Charlotte is tied for the most of any SEC player in a single game this season and is the fourth-best block performance in program history.
- Francis has collected six or more blocks in three contests making her the only player in the country to have three or more 6+ block games.
- The rest of the Southeastern Conference has only had five games of 6+ blocks.
- The single-season block total at Mississippi State is held by two Bulldogs - Martha Alwal (2013-14) and Chanel Mokango (2008-09). They both collected 97 blocks in a season. Alwal did so at 2.7 BPG, while Mokango did it at 2.9 BPG.
- Martha Alwal also holds the freshman record for the most blocks with 82, averaging 2.7 per game.

CRASH THE GLASS!

- A huge part of the good start for the Bulldogs have been their prowess on the glass.
- State has outrebounded their opponents in 15 of 16 games this season.
- Mississippi State is outrebounding their opponents by 12.8 rebounds per game, a mark that is in ninth nationally and fourth in the SEC.
- The Bulldogs bring in 30.7 defensive rebounds per game, a mark that ranks fourth in the SEC and 13th nationally.
- State has been outrebounded only once on the defensive side of the ball this season.
- Mississippi State ranks ninth in the nation with 45.6 total rebounds per game.
- The Bulldogs believe they can do better however, as a point of emphasis has been to be more physical on their boxouts rather than relying on athleticism.

RECAPPING THE NON-CONFERENCE SLATE

- The Bulldogs hit numerous milestones during the non-conference portion of the season.
- State finished the non-conference slate with a 13-1 record for the second straight season. The last time that had happened before last year was the 2018-2019.
- Favour Nwaedozi was named SEC Player of the Week after scoring a then career-high 30 points alongside 10 rebounds against Samford.
- Jaylah Lampley was named SEC Freshman of the Week after earning her first double double in her first career start against Samford with then season-highs of 24 points and 10 rebounds.

She shot 10-12 from the floor and 3-3 from distance.

- Favour Nwaedozi became the first player in the nation to record a 20 pt-20 reb game against Southern Miss with 21 points and 23 rebounds.
- Madison Francis was named USBWA National Freshman of the Week on December 7 after averaging 12.5 points, 9.5 rebounds, 4.5 blocks, 2.5 assists and 1.5 steals.
- Chandler Prater collected a career-high 25 points against Mississippi Valley, along with five rebounds and five assists, knocking down 4 of her 6 three pointers.
- The Bulldogs shot 30+ free throws in their season opener against Davidson and when they took on Mississippi Valley State. State had not shot 30+ free throws in a game since 2023 prior to this.
- State knocked down 25 of their 31 free throws against MVSU, the most in a single game since December 29, 2023.
- Madison Francis collected 6+ blocks in her collegiate debut against Davidson, the most of any Bulldog since December 29, 2023.
- Destiney McPhaul scored a then career-high 20 points in the season debut against Davidson, the first 20+ point performance of her career.

CONTINUING HOT STARTS

- Mississippi State has been excellent at jumping on opponents early, rather it be after tipoff or returning to the floor from halftime.
- The Bulldogs have outscored their opponents in all but one first quarter this year, while State has only been outscored twice in the third quarter.
- When combining all the first quarters from this season, State is outscoring opponents by 156 points, the most of any quarter. Third quarters are next, as State is outscoring opponents by 96 points.

A PHYSICAL BRAND OF BASKETBALL

- Mississippi State is taking an inside-out mindset on the offensive side of the ball.
- The Bulldogs have won every game this season where they have scored more points in the paint than their opponent.
- Against Texas Tech, State's only loss, the Bulldogs were outscored by 12 points in the paint.
- As a result of attacking the basket, the Dawgs are shooting more free throws and are averaging 20 attempts per game.
- The Bulldogs have shot 30+ free throws in two games this season. Prior to this season, State had not shot 30+ free throws since December 29, 2023.
- Mississippi State hit 25+ free throws for the first time since December 4, 2022 against Mississippi Valley State when they made 25.



CATEGORY	NCAA	SEC	VALUE
Assist/Turnover Ratio	54	9	1.11
Assists Per Game	66	8	15.9
Bench Points Per Game	71	5	24.3
Blocks Per Game	14	4	5.6
Field Goal Percentage	33	7	46.2
Field Goal Percentage Defense	23	7	35.0
Fouls Per Game	35	4	14.1
Free Throw Attempts Per Game	62	9	20.06
Free Throw Percentage	84	3	73.5
Free Throws Made Per Game	43	9	14.75
Rebound Margin	9	4	12.8
Defensive Rebounds Per Game	13	4	30.7
Offensive Rebounds Per Game	41	7	14.9
Rebounds Per Game	9	4	45.56
Scoring Defense	36	10	56.3
Steals Per Game	181	12	8.4
Three Point Attempts Per Game	266	12	17.9
Three Point Percentage	89	8	33.4
Three Point Percentage Defense	81	6	28.1
Three Pointers Per Game	200	10	6.0
Turnover Margin	80	13	3.44
Turnovers Forced Per Game	153	12	17.75
Turnovers Per Game	72	7	14.3
Winning Percentage	17	8	87.5

CATEGORY	NAME	NCAA	SEC	VALUE
Ast/TO Ratio	Destiney McPhaul	48	9	2.31
Assists	Destiney McPhaul	98	12	60
Assists Per Game	Destiney McPhaul	157	14	3.8
Blocks	Madison Francis	2	1	48
Blocks Per Game	Madison Francis	2	1	3.00
Double-Doubles	Favour Nwaedozi	10	4	7
	Chandler Prater	40	8	5
FG Percentage	Favour Nwaedozi	26	6	58.1
Field Goals	Favour Nwaedozi	81	14	90
FT Percentage	Kharyssa Richardson	107	4	81.6
Points	Favour Nwaedozi	167	21	218
Rebounds	Favour Nwaedozi	6	3	170
	Madison Francis	107	12	114
	Chandler Prater	116	13	112
Off Reb Per Game	Favour Nwaedozi	12	1	4.3
Rebounds Per Game	Favour Nwaedozi	15	4	10.6
	Madison Francis	196	15	7.1
	Chandler Prater	208	16	7.0

HUMPHREY COLISEUM AND THE ELITE BULLDOG FANBASE

- Humphrey Coliseum has been home to crowds that have finished the season in the top-25 of average attendance for 10 consecutive seasons.
- Only 11 programs in the nation have been inside the top-25 of average attendance for the past 10 seasons. This total does not include the 2020-21 season, where attendance was restricted due to COVID-19.
- Under head coach Sam Purcell, the Bulldogs hold a .813 winning percentage at home. (48-11)
- State has won 10+ games at home every season under Purcell.
- The Bulldogs are 496-219 (.693) in Humphrey Coliseum all-time.
- State ranks 22nd in the nation and sixth in the SEC in accumulative attendance this season with a running total of 41,856.

HUMPHREY COLISEUM AVERAGE ATTENDANCE

YEAR	AVG ATTENDANCE	NCAA RANK	SEC RANK
25-26	3,805	32	8
24-25	5,111	24	6
23-24	5,109	25	4
22-23	5,096	16	4
21-22	4,691	15	4
20-21	980 (COVID)	14	6
19-20	7,681	9	3
18-19	8,446	5	2
17-18	7,439	7	3
16-17	6,641	7	3
15-16	5,162	16	4

D.R.I.V.E - TEAM MANTRA

- In each season at the helm of the Bulldog women's program, Coach Sam Purcell has identified a mantra to guide the team into the season.
- This year the mantra is DRIVE, which also serves as an acronym. (Determination, Resilience, Impact, Virtuousness, Excellence)
- Coach Purcell is challenging his team to have a serious drive this season. He says playing in the SEC requires 100% effort, night in and night out.

NEW ROSTER, NO PROBLEM.

- This year's roster sees nine new faces and only three returners (two active), tying Mississippi State for the second-least returning experience in the SEC. and putting Coach Sam Purcell in a familiar situation.
- In the previous three seasons of his tenure, Coach Purcell was able to earn a bid to the NCAA Tournament in two of those seasons: his debut 2022-23 roster and last seasons 24-25 roster. Below is a list of the roster outlook of both of those teams:

'22-23 NCAA Tournament Team:

- Seven Newcomers (Five Transfers), Eight Returners (Six Active)

'24-25 NCAA Tournament Team

- 10 Newcomers (Seven Transfers), Four Returners (Three Active)

AN ELITE FRESHMAN CLASS

- Coach Sam Purcell and his staff brought in the second-highest ranking recurring class in program history with the 10th ranked signing class.
- In that class are freshmen (No. 38) Madison Francis, (No. 93) Nataliyah Gray and (No. 37) Jaylah Lampley.
- The best MSU signing class is the sixth-ranked 2019 class, making the 2025 signing class only the second top-10 class in MSU history.

PURCELL'S CONTINUED SUCCESS

- In his first three seasons at the helm, Coach Sam Purcell has guided the Bulldogs to three 20+ win seasons, making him the first coach in program history to do such.
 - Coach Purcell is one of three active SEC coaches who have won 20+ games in their first 3 seasons at their current SEC schools.
- | COACH | SCHOOL | S1 | S2 | S3 |
|------------------|-------------------|-------|-------|-------|
| Kim Mulkey | LSU | 26-6 | 34-2 | 31-6 |
| Jennie Baranczyk | Oklahoma* | 25-9 | 26-7 | 23-10 |
| Sam Purcell | Mississippi State | 22-11 | 23-12 | 22-12 |
- *OU was a BIG 12 Member during this time.*
- Coach Purcell has led the Bulldogs to the NCAA Tournament twice in three seasons. No other coach in program history had taken a State team to the NCAA Tournament in their first three seasons.
 - Entering 2025-26, Coach Purcell has won 67 overall games and 24 SEC games. Both marks are program bests of any coach through their first three seasons.

- Sam Purcell is the only head coach in program history and one of six in SEC women's basketball since 2000 to record consecutive seasons with 20 or more wins in each of their first three seasons as an SEC Head Coach. Other SEC women's basketball head coaches since 2000 to surpass the 20-win mark in each of their first three seasons were Pokey Chatman, Nikki Fargas, Kim Mulkey (LSU), Holly Warlick (Tennessee) and Melanie Balcomb (Vanderbilt).

COACH	SCHOOL	S1	S2	S3
Pokey Chatman	LSU	33-3	31-4	30-8
Kim Mulkey	LSU	26-6	34-2	31-6
Nikki Fargas	LSU	23-11	22-12	21-13
Holly Warlick	Tennessee	27-8	29-6	30-6
Melanie Balcomb	Vanderbilt	22-10	26-8	24-8
Sam Purcell	Mississippi State	22-11	23-12	22-11

- A fourth-consecutive 20+ win season would make Purcell one of four SEC coaches since 2000 to do such, joining Mulkey, Warlick and Balcomb.

PRATER SET TO ANCHOR THE SQUAD

- Chandler Prater returns for her second season in the Maroon and White, and her seventh season overall, making her one of the

longest tenured players in all of college basketball.

- Prater was named a "Top Dawg" by Strength and Conditioning Coach Kaiti Jones for her work in the weight room and on the court.
- After rehabbing an achilles injury during the 2023-24 season, Prater's Mississippi State debut also served as a return to the floor.
- In her first action since November 22, 2023, Prater collected nine points and nine rebounds in her MSU debut against Memphis on November 7, 2024.
- Prater finished the season averaging 6.4 points per game, 4.2 rebounds
- Throughout the 2024-25 season, Prater began to take on a larger role. She became a regular starter after making her third start as a Bulldog against LSU on February 2, 2025 and remained in the starting lineup for the remainder of the regular season and the SEC Tournament.
- From that point, Prater increased her production in nearly every category. Below is a list of Prater's averages in the 22 games before making the start and her averages over the last 12 games of the season.

PRATER PRODUCTION BEFORE/AFTER FEB. 2, 2025

MPG	PPG	FG%	3FG%	FT%	RPG	APG	SPG	BPG
19.1	5.4	39.4	35.9	81.8	4.0	1.3	0.6	0.3
↓	↓	↓	↑	↓	↓	↓	↓	=
29.0	8.2	46.3	26.3	95.0	4.8	1.9	1.3	0.3

- Prater finished in double-figures 13 times during the 2024-25 season, five of which came in the last 12 games.
- She proved to be a rebounding force for the Bulldogs, collecting 5+ rebounds 13 times during the season. She collected a season-high nine rebounds three times.

MCPHAUL READY TO PRODUCE

- Destiney McPhaul is entering her second season in the Maroon and White after coming to Starkville as the No. 1 Ranked JUCO Transfer in 2024.
- McPhaul averaged 8.1 points, 2.7 rebounds, 2.5 assists and 1.2 steals per game during the 2024-25 campaign.
- McPhaul's breakout moment as a Bulldog last season came in the SEC Tournament, where she collected a career-high 19 points against Missouri on 77.8 percent shooting from the field, including going 4-5 from distance.
- McPhaul's performance was apart of a 31-0 run for the Bulldogs, who eventually would take down Missouri 75-55 and advance to the second round of the SEC Tournament.
- Coach Sam Purcell has stated the opportunity that McPhaul has this season. With the departure of All-SEC Second Team Member Jerkaila Jordan, McPhaul will return to her natural position of shooting guard.
- McPhaul has stated in media availabilites that she was happy

to do anything to help the team last season, including playing the point guard spot, but that she feels more comfortable at the two.

OPPORTUNITY.

- Coach Sam Purcell has repeated one word constantly when talking about the 2025-26 season. Opportunity.
- The Bulldogs have the opportunity to play against opponents in the strongest conference in the country - the SEC. In the preseason AP Poll, five of the top 10 teams are from the Southeastern Conference. Purcell believes the strength of the conference will make his team battle-tested to where they will be playing their best basketball come March.
- With only two active returners and one returning starter, many players get the opportunity to step up and provide an impact that they weren't given the chance to do at previous schools.

FRANCIS TURNING HEADS

- Forward Madison Francis is slated to make a big impact in her freshman season for the Bulldogs.
- Francis earned Tamika Catchings USBWA Freshman of the Week Honors after averaging 12.5 points, 9.5 rebounds and 4.5 blocks against Middle Tennessee (Nov. 25) and ULM (Nov. 30)
- Francis was selected to attend SEC Media Days alongside Graduate Chandler Prater and Senior Kharyssa Richardson, an event that freshmen rarely attend.
- Francis says her selection to attend the event reinforces the trust that Coach Sam Purcell has given her early in her Bulldog career.
- Francis went viral before stepping foot in Starkville, as she threw down dunks in games during her high school career at Lancaster High. During her career, Francis did a bit of everything. In just her senior season, she averaged 32 points, 14.8 rebounds, 5.1 steals, 4.5 blocks and 3.9 assists per game.
- The forward from Lancaster, N.Y., also has gained experience that not many high school recruits get. She played with the 2024 USA Women's U18 National Team and won gold at the FIBA U18 AmeriCup.
- Franics was also selected to play in the 2025 USA Women's Nike Hoop Summit, an honor only 12 high school players across the nation received.

LAMPLEY DISPLAYS ELITE BALL KNOWLEDGE

- Coach Sam Purcell has raved about Lampley's basketball IQ and knowing when to make the right plays.
- He credits it to her upbringing, as her mother is a high school basketball coach, and coached Jaylah during her time in high school.

FROM NIGERIA, TO JAPAN AND NOW STARKVILLE

- Junior forward Favour Nwaedozi is arguably one of the more interesting transfer stories across the nation.

OPPONENT RANKING SUMMARY (AS OF JAN. 5)



CATEGORY	NCAA	SEC	VALUE
Assist/Turnover Ratio	135	11	0.90
Assists Per Game	105	11	14.8
Bench Points Per Game	22	4	29.3
Blocks Per Game	56	11	4.4
Field Goal Percentage	140	14	41.9
Field Goal Percentage Defense	136	15	38.6
Fouls Per Game	251	15	18.1
Free Throw Attempts Per Game	121	10	18.54
Free Throw Percentage	274	15	66.8
Free Throws Made Per Game	148	13	12.38
Rebound Margin	48	9	7.5
Defensive Rebounds Per Game	97	12	26.9
Offensive Rebounds Per Game	10	2	17.1
Rebounds Per Game	21	6	44.00
Scoring Defense	91	12	59.8
Steals Per Game	21	4	12.8
Three Point Attempts Per Game	2	1	32.7
Three Point Percentage	177	12	30.4
Three Point Percentage Defense	171	12	29.7
Three Pointers Per Game	8	1	9.9
Turnover Margin	35	6	5.85
Turnovers Forced Per Game	24	4	22.31
Turnovers Per Game	170	14	16.5
Winning Percentage	54	11	76.9

CATEGORY	NAME	NCAA	SEC	VALUE
Ast/TO Ratio	Talaysia Cooper	185	19	1.45
Assists	Talaysia Cooper	142	16	55
Assists Per Game	Talaysia Cooper	96	10	4.2
Blocks	Zee Spearman	75	10	21
Blocks Per Game	Zee Spearman	58	7	1.62
FG Percentage	Talaysia Cooper	188	25	43.8
FT Attempts	Janiah Barker	85	16	70
Free Throws	Janiah Barker	112	15	50
Points Per Game	Talaysia Cooper	171	18	14.9
	Janiah Barker	206	21	14.4
Rebs Per Game	Zee Spearman	155	11	7.5
	Janiah Barker	230	20	6.8
Steals	Talaysia Cooper	24	8	44
Steals Per Game	Talaysia Cooper	18	6	3.38
Three Point Att.	Nya Robertson	131	9	89
Three Point Pctg.	Nya Robertson	158	10	33.7
Three Pointers/G	Nya Robertson	108	9	2.31
	Mia Pauldo	213	16	1.92

MISSISSIPPI STATE WOMEN'S BASKETBALL

- Originally from Delta, Nigeria, Nwaedozi moved to Japan. She attended Hakuho Girls' High School in Yokohama, Japan. From there, she began her collegiate career at Mukogawa Women's University in Nishinomiya, a six hour drive from Yokohama.
- In MUW's spring season, Nwaedozi averaged 26 points and 17 rebounds per game.
- Coach Sam Purcell credits his staff and connections they have made to finding Nwaedozi. When watching film, all it took for the Bulldogs to be interested in Nwaedozi was watching the way she ran the floor, Coach Purcell said in a media session.
- Nwaedozi signed to the Bulldogs and moved to Starkville, where she experienced a 14 hour time change.
- Now in the Maroon and White, Nwaedozi is slated to make an instant impact for the Bulldogs.

STRONG SCHEDULE AHEAD FOR THE BULLDOGS

- The schedule for this year's Bulldog squad proves to be one of the toughest in the league, as State is scheduled to face eight teams ranked inside the top 25 of the preseason AP poll.
- Five of those eight matchups against preseason top 25 teams take place away from Humphrey Coliseum

NEW FACES DONNING THE MAROON AND WHITE

- Nine new faces will be wearing the Maroon and White for the first time during the 2025-26 season.
 - Coach Purcell brought in the second-best high school recruiting class in program history when he signed the 10th-ranked class according to ESPN. This includes F **Madison Francis** (No. 38), F **Nataliyah Gray** (No. 93) and G **Jaylah Lampley** (No. 37).
 - The trio follows behind the 2019 signing class, which finished ranked sixth.
 - Six players entered the transfer portal and found their destination in Starkville: G **Trayanna Crisp**, G **Awa Fane**, G **Saniyah King**, F **Favour Nwaedozi**, F **Kharyssa Richardson** and F/C **Faith Wylder**.
- The Bulldogs see two active returners in **Chandler Prater** and **Destiney McPhaul**. **Rocio Jiménez** rounds out the roster as the third returner but had not seen action due to injury.

PORTAL PROWESS

- Once again, Coach Sam Purcell and his staff took advantage of the transfer portal, bringing in six new faces from many different levels of the game.
- Four players made the jump to Mississippi State from the Division 1 ranks - Trayanna Crisp (North Carolina), Saniyah King (Howard), Kharyssa Richardson (Ole Miss) and Faith Wylder (Stony Brook).
- Coach Purcell brought in a NJCAA All-American for the second straight season when Awa Fane (Panola College) committed to the Bulldogs.
- The most interesting transfer story for the Bulldogs is Favour Nwaedozi, who transferred to Starkville after playing two seasons at

Mukogawa Women's University in Nishinomiya, Hyōgo, Japan.

RICHARDSON & CRISP MAKING MSU HOME SENIOR YEAR

- Forward Kharyssa Richardson and Guard Trayanna Crisp have taken similar but different paths to Starkville, but are both set to make a impact for the Bulldogs this year.
- The duo are both on their third school. Richardson is no stranger to the Bulldogs, as she has played in the Southeastern Conference for all three of her prior seasons.
- Richardson played her freshman season at Auburn and made the 94 mile drive to Starkville from Oxford after spending the last two seasons at Ole Miss.
- Crisp stayed in her home state of Arizona for her freshman and sophomore seasons, playing for Arizona State. Last season, she played at North Carolina.
- Coach Sam Purcell has talked about the duo in media sessions and has reminded the success that these two in the past.
- As a freshman at Auburn, Richardson started in 27 of 28 games played. She averaged 7.2 points and 4.7 rebounds per game.
- Crisp started in 35 games during her two seasons at Arizona State, including 28 of 31 games played her sophomore season. Most notably, she averaged 12.1 points, 2.9 rebounds and 2.3 assists her sophomore year.
- Since the duo both transferred to Starkville, Coach Purcell has talked about getting them both back to playing back to those numbers.

JUCO => BULLDOG CONNECTIONS

- In each season of making the NCAA Tournament, Coach Purcell and his staff have had a NJCAA All-American join the squad. He grabbed his third NJCAA All-American Transfer in the form of Awa Fane.
 - Below is a list of the NJCAA All-Americans that Purcell has added and their contributions to their NCAA Tournament Teams.
- Ahlana Smith (2020 NJCAA First Team All-American)**
'21-22 Season - 32 GP/GS - 9.3 ppg, 2.5 apg, 1.0 spg, 40.0 3FG%
- Destiney McPhaul (2024 NJCAA First Team All-American)**
'24-25 Season - 31GP/1GS - 8.1 ppg, 2.5 apg, 1.2 spg, 46.7 FG%
- Awa Fane (2025 NJCAA First Team All-American)**

KING AT THE POINT

- Saniyah King joins a Bulldog squad after an impressive year one.
- In her freshman season at Howard University, King started in 31 of 32 games and averaged 11.5 points, 4.5 assists and 3.1 rebounds per game.
- King scored in double figures 20 times, including a season-high 25. She dished out 5+ assists 17 times last season.
- King totaled 145 assists throughout the season, which were the secnd-most assists in the nation by any freshman during the 2024-25 season.
- King earned MEAC Rookie of the Year honors and was named Rookie of the Week 11 times during the 2024-25 season.

1-800 CALL SAM

- When Madison Francis was nearing the end of her recruiting process, she made a final visit in Starkville. She left that visit saying she needed to pray about the decision.
- Francis had a few visits remaining on her schedule. When at a visit, she found the sign she was looking for.
- When traveling, she continued seeing one billboard repeatedly: an advertisement that featured the phone number "1-800-Call-Sam".
- Francis took the advertisements as her sign that Mississippi State was the place for her. Coach Sam Purcell recalls the phone call he received from Francis as her saying those billboards were the signs she prayed for that Mississippi State was indeed the right place for her.

"TOP DAWGS" - EXCELLING IN THE WEIGHT ROOM

- Mississippi State's athleticism is both natural and built by hours in the weight room and conditioning sessions under the guidance and leadership of Strength and Conditioning Coach Kaiti Jones. A few key measurements from the team are listed below.

WINGSPAN

Rocio Jiménez: 6' 11.5"
Faith Wylder: 6' 9.5"
Favour Nwaedozi: 6' 8.5"
Kharyssa Richardson: 6' 5.5"
Madison Francis: 6' 5"

STANDING REACH

Rocio Jiménez: 8' 8"
Faith Wylder: 8' 7.5"
Favour Nwaedozi: 8' 6"
Madison Francis: 8' 3.5"

APPROACH HEIGHT (RUNNING VERTICAL HEIGHT)

Madison Francis: 10' 6"
Favour Nwaedozi: 10' 6"
Kharyssa Richardson: 10' 1"

APPROACH JUMP (RUNNING VERTICAL JUMP)

- Chandler Prater: 27.5"
- Graduate Chandler Prater and Freshman Madison Francis were named this season's "Top Dawg" award winners. The "Top Dawg" is an award that reflects overall physical competency and athleticism metrics, athletes awarded this honor are scored on a scale of 0-10, with 10 representing of the most elite level women's basketball players to date. The metrics taken into consideration are power, speed, strength, aerobic capacity and anaerobic power. Only the top two student-athletes are crowned "Top Dawgs" each offseason, owning that title until testing resumes the following year.
 - This is the first Top Dawg award for the duo.

DAWGS IN THE CLASSROOM

- Below is a list of the majors of the 2025-26 Bulldogs
- Trayanna Crisp** - Interdisciplinary Studies
Awa Fane - Kinesiology (Physical Education and Coaching)

- Madison Francis - Undeclared
- Nataliyah Gray - Business Administration
- Rocio Jimenez - Kinesiology (Clinical and Exercise Physiology)
- Saniyah King - Business Administration
- Jaylah Lampley - Biological Sciences (Pre Medicine)
- Destiney McPhaul - Interdisciplinary Studies
- Favour Nwaedozi - Interdisciplinary Studies
- Chandler Prater - Master of Applied Sciences in Organizational Leadership (Sport Leadership)
- Kharyssa Richardson - Interdisciplinary Studies
- Faith Wylder - Kinesiology (Clinical and Exercise Physiology)

HEAD COACH SAM PURCELL



Sam Purcell was named the ninth head coach in Mississippi State women's basketball history on Saturday, March 12, 2022. The 2025-26 season will be his fourth year as a head coach and his fourth leading the women's basketball program at Mississippi State.

THE 2024-25 SEASON SAW PURCELL LEAD MISSISSIPPI STATE BACK TO THE NCAA TOURNAMENT FOR THE SECOND TIME IN HIS THREE SEASONS AT THE HELM. The Bulldogs concluded the season with a 22-12 record, the third straight season they have finished with 20+ wins.

Purcell continued an excellent start to his young career as a head coach. **WITH ONLY THREE RETURNING PLAYERS FROM THE 2023-24 ROSTER, HE BECAME THE ONLY COACH IN PROGRAM HISTORY TO GUIDE HIS FIRST THREE TEAMS TO 20 OR MORE WINS. PURCELL HAS TOTALED THE MOST WINS (67), SEC WINS (24) AND MOST NCAA TOURNAMENT WINS (3) OF ANY COACH THROUGH THEIR FIRST THREE SEASONS IN PROGRAM HISTORY.**

Purcell guided Jerkaila Jordan to the tops of the Mississippi State record book during their time together. She concluded her career in the Maroon and White second in program history with 273 steals and fifth with 1,899 points. She brought home her second straight All-SEC Second Team Honor for her performance on the 2024-25 campaign.

After signing what was the second-best recruiting class in program history in his inaugural season, Purcell bested it in year three. The 2025 high school signing class ranked 10th among the nation and included two espnW top 50 recruits and one top 100 recruit.

With a win against Mercer on Nov. 20, 2024, Purcell became the fastest head coach to reach 50 wins at Mississippi State, achieving the mark in 73 games, which is eight faster than the next.

In 2023-24, Purcell led Mississippi State to a 23-12 record, 8-8 SEC, and became the only head coach in program history and one of six in the SEC women's basketball since 2000 to surpass the 20-win mark in each of their first two seasons. Purcell totaled the most wins (45), most SEC wins (17) and most NCAA Tournament wins (2) of any head coach through their first two seasons in program history.

Purcell **COACHED A PAIR OF BULLDOGS TO ALL-CONFERENCE HONORS DURING THE 2023-24 SEASON.** He led graduate student Jessika Carter to 2024 All-SEC Second Team and 2024 WBCA Honorable All-American accolades. Carter was selected with the 23rd overall pick in the Second Round of the 2024 WNBA Draft by the New York Liberty and was the ninth overall player to be drafted to the WNBA and the first under Purcell at Mississippi State. She was the first player from Mississippi State to be drafted since both Teaira McCowan and Anriel Howard were selected in 2019.

Purcell also led guard Jerkaila Jordan to 2024 All-SEC Second Team honors. Jordan set career-highs in points, rebounds, assists, steals, blocks and minutes totals in 2023-24 were all career-highs and was the only player in the SEC to average at least 15.0 points, 5.0 rebounds, 2.0 assists and 2.0 steals per game in 2023-24.

With a win over No. 9/9 LSU on Jan. 29, 2024, Purcell earned his first win over a top-25 and top-10 opponent as a head coach. It was Mississippi State's first top-10 win since a win at No. 10 Texas on Dec. 2, 2018. It was also the first sellout crowd of his tenure with 9,121 fans inside Humphrey Coliseum.

Mississippi State opened its second season under Purcell in 2023-24 ranked in the Associated Press Preseason Top-25 poll at No. 25, the program's first time listed in the preseason poll since 2020-21. The preseason spot also marked a return to the AP Top-25 poll after a 44-week absence. Mississippi State earned its highest rankings of the season when it was ranked No. 21 in both the week four editions of the AP Poll on Nov. 21 and the USA Today Coaches Poll on Nov. 22. The No. 21 ranking in the AP Poll tied the program's best in the poll since Jan. 25, 2021, while it tied the program's best ranking in the USA Today Coaches Poll since Jan. 26, 2021.

Under Purcell, Assistant Coaches Michelle Clark-Heard and Corry Irvin went on to earn head coaching positions at Mercer and Chicago State, respectively, while Graduate Assistant Luke Carns went on to be named Director of Player Personnel at Texas State following the 2023-24 season. It marked the latest staff under Purcell to advance their career after Assistant A.D. of Women's Basketball Joi Williams was named Men's Basketball Chief of Staff at South Florida and Graduate Assistant Kelby Jones earned an Assistant Coach position at Oklahoma State, each following the 2022-23 season.

Purcell's first season as a head coach was a season of 'firsts' for the up-and-coming coaching star. A handful of those 'firsts' included his first game as a head coach, his first win, and his first NCAA Tournament appearance. But it also came with firsts for the Mississippi State women's basketball program that saw **PURCELL BECOME THE WINNINGEST FIRST-YEAR HEAD COACH IN PROGRAM HISTORY.**

In his first season sitting in the head chair, **PURCELL BECAME THE WINNINGEST HEAD COACH AT MISSISSIPPI STATE IN THEIR DEBUT SEASON WITH 22 WINS WHILE ALSO BECOMING THE FIRST TO HAVE A WINNING RECORD IN THE SEC AFTER GOING 9-7 AND FINISHING FIFTH IN THE TOUGHEST CONFERENCE IN THE COUNTRY.** Most impressive, though, is that he guided the Bulldogs to the NCAA Tournament following a three-year hiatus.

In leading the team to the Big Dance in his first season, Purcell set the standard at Mississippi State, as no coach in program history had made the NCAA Tournament before their third season leading the program. On top of that, **PURCELL BECAME THE FASTEST COACH AT MISSISSIPPI STATE TO WIN A PAIR OF NCAA TOURNAMENT GAMES.** In winning two tournament games, **MISSISSIPPI STATE BECAME THE FIRST TEAM IN NCAA WOMEN'S BASKETBALL HISTORY TO ADVANCE TO THE TOURNAMENT'S SECOND ROUND AFTER STARTING IN THE FIRST FOUR ROUND.**

Purcell helped guide a pair of Bulldogs to All-Conference honors during the 2022-23 season. He coached Jessika Carter to Second Team All-SEC honors and a place on the SEC All-Defensive Team. Carter had a career season under Purcell, setting career bests in points scored (458), blocked shots (65) and assists (42). He also led Debreasha Powe to the SEC All-Freshmen team after a promising rookie campaign for the Mississippi native.

Before he arrived in Starkville, Purcell spent nine seasons at Louisville under the direction of future hall of famer Jeff Walz. While on the staff at Louisville, Purcell helped guide the Cardinals to a 266-48 overall record with eight NCAA Tournament appearances, seven Sweet 16s, five Elite Eights and two Final Fours. He also helped lead Louisville to four ACC Regular Season Championships and the 2018 ACC Tournament title, their first tournament crown since 1993.

Promoted to associate coach in 2017-18, Purcell played a critical role in guiding Louisville to a program-best 36-3 overall record that included an ACC Regular Season and Tournament Championship. The Cardinals opened the year going 20-0, marking the best start in program history. They then earned a No. 2 ranking in the Associated Press Top-25 Poll and defeated opponents by an average of 27.5 points per game. During the 2020-21 season, Purcell helped the

Cardinals to a 16-0 start and the first-ever No. 1 ranking in the USA Today Top 25 Coaches Poll in program history.

Purcell helped the Louisville offense consistently rank among the nation’s best. In every season but one at Louisville, the offense ranked inside the top 40 in points per game while averaging more than 72.2 points per game during that time. The impressive scoring margins that Louisville won games by – more than a +16.0-scoring margin in each of his last five seasons there.

Purcell led the recruiting efforts at Louisville and he has landed the nation’s top recruit on two separate occasions with two different programs. Purcell inked top-rated prospect Kaela Davis in 2013 at Georgia Tech and Asia Durr at Louisville in 2015.

All nine signing classes that Purcell helped recruit were ranked in the top 15 by ESPN. Of those nine classes, four were ranked inside the top 10, highlighted by the No. 1 class in 2015, the No. 4 class in 2017, the No. 6 class in 2016 and the No. 8 class in 2014. Even more impressive, of the 15 McDonald’s All-Americans in Louisville’s history, 13 were recruited by Purcell.

Before his time at Louisville, Purcell had stops at Georgia Tech, Tulsa and Auburn. Purcell has learned from some of the best minds in college basketball, including Jeff Walz, Nell Fortner (former Auburn and current Georgia Tech head coach and the head coach of the 1996 Olympic Team) and Joe Ciampi (25-year head coach at Auburn, 2005 Hall of Fame inductee and Purcell’s father-in-law).

THE PURCELL FILE

BIOGRAPHY INFORMATION

Birthday: Oct. 5, 1979
Hometown: Dalton, Ga.
Wife: Meghan
Children: Reese, Rylee and Reagan
Education: Auburn, 2003

COACHING CAREER

YEAR	SCHOOL	POSITION
2022-	Mississippi State	Head Coach
2017-22	Louisville	Associate Coach
2013-17	Louisville	Assistant Coach
2009-13	Georgia Tech	Assistant Coach
2005-07	Tulsa	Assistant Coach
2003-05	Auburn	Video Coordinator

PURCELL WIN-LOSS BREAKDOWN

OVERALL 81-37 (.686)
HOME 48-11
AWAY 17-21
NEUTRAL 16-5
NON-CONFERENCE 50-6 (REGULAR SEASON)
HOME 31-1
AWAY 7-4
NEUTRAL 12-1
SEC 25-25 (1-3 IN SECT)
HOME 15-10
AWAY 10-15
POSTSEASON 5-3
NCAA 3-2
WBIT 2-1

MSU HEAD COACH TOTAL WINS IN FIRST FOUR SEASONS

COACH	YEARS	S1	S2	S3	S4	TOTAL
Sam Purcell	2022-	22-11	23-12	22-12	14-2	81-37
Vic Schaefer	2012-16	13-17	22-14	27-7	28-8	90-46
Peggy Collins	1977-1980	14-17	16-14	12-18	17-12	59-61

MSU HEAD COACH SEC WINS IN FIRST FOUR SEASONS

COACH	YEARS	S1	S2	S3	S4	TOTAL
Sam Purcell	2022-	9-7	8-8	7-9	1-1	25-25
Vic Schaefer	2012-16	5-11	5-11	11-5	11-5	32-32
Sharon Fanning	1995-98	4-7	1-11	4-10	7-7	16-35

PURCELL COACHING TREE

COACH	YEARS	POSITION AT MSU	CURRENT POSITION
Michelle Clark-Heard	2023-24	Associate Head Coach	Head Coach (Mercer)
Corry Irvin	2022-24	Assistant Coach	Head Coach (Chicago State)
Kelby Jones	2022-23	Director of Scouting/Analytics	Assistant Coach (Oklahoma St.)
Luke Carns	2022-24	Graduate Assistant	Assistant Coach (Mercer)

PURCELL CAREER RECORD BREAKDOWN

	SCHOOL	OVERALL	HOME	ROAD	NEUTRAL	NET	SEC	FINISH	SEC TOURNAMENT	POSTSEASON
2022-23	Mississippi State	22-11	14-2	3-7	5-2	39	9-7	T-5th	0-1, Second Round	2-1, NCAA Second Round
2023-24	Mississippi State	23-12	13-5	7-6	3-1	43	8-8	T-7th	0-1, Second Round	2-1, WBIT Quarterfinals
2024-25	Mississippi State	22-12	10-4	6-6	6-2	33	7-9	10th	1-1, Second Round	1-1, NCAA Second Round
2025-26	Mississippi State	14-2	11-0	1-2	2-0		1-1			
TOTALS	FOUR SEASONS	81-37 (.686)	48-11	17-21	16-5		25-25		1-3	5-3 (2-1 NCAA, 2-1 WBIT)

17

11

7

WNBA DRAFT PICKS COACHED				
SCHOOL	PLAYER	RD	PICK	TEAM
2024 Mississippi State (HC)	Jessika Carter	2	22	New York Liberty
2022 Louisville (AC)	Emily Engstler	1	4	Indiana Fever
2022 Louisville (AC)	Kianna Smith	2	16	Los Angeles Sparks
2021 Louisville (AC)	Dana Evans	2	13	Dallas Wings
2020 Louisville (AC)	Jasmine Jones	1	2	New York Liberty
2020 Louisville (AC)	Kylee Shook	2	13	New York Liberty
2019 Louisville (AC)	Asia Durr	1	2	New York Liberty
2019 Louisville (AC)	Sam Fuehring	3	34	Washington Mystics
2019 Louisville (AC)	Arica Carter	3	34	Phoenix Mercury
2018 Louisville (AC)	Myisha Hines-Allen	2	19	Washington Mystics
2014 Louisville (AC)	Shoni Schimmel	1	8	Atlanta Dream
2014 Louisville (AC)	Antonita Slaughter	3	35	Los Angeles Sparks
2014 Louisville (AC)	Asia Taylor	3	36	Minnesota Lynx
2012 Georgia Tech (AC)	Sasha Goodlett	1	11	Indiana Fever
2011 Georgia Tech (AC)	Alex Montgomery	1	10	New York Liberty
2010 Georgia Tech (AC)	Brigitte Ardossi	2	21	Atlanta Dream
2008 Georgia Tech (AC)	Chioma Nnamaka	2	21	San Antonio Stars

ALL-AMERICANS COACHED		
SCHOOL	PLAYER	YEAR
Mississippi State (HC)	Jessika Carter	2024
Louisville (AC)	Dana Evans	2021, 20
Louisville (AC)	Jasmine Jones	2020
Louisville (AC)	Asia Durr	2019, 18, 17
Louisville (AC)	Myisha Hines-Allen	2018, 17, 16
Louisville (AC)	Mariya Moore	2016
Louisville (AC)	Shoni Schimmel	2014
Louisville (AC)	Sara Hammond	2014
Georgia Tech (AC)	Tyaunna Marshall	2013
Georgia Tech (AC)	Alex Montgomery	2011
Tulsa (AC)	Jill Robbins	2007, 06

ESPN TOP-100 SIGNEES AT MISSISSIPPI STATE			
PLAYER (STATE)	RANK	LISTED POSITION	YEAR
Jaylah Lampley (IN)	38	Guard *	2025
Madison Francis (NY)	39	Forward*	2025
Natayliah Gray (TX)	95	Forward*	2025
Tahj-Monet Bloom (FL)	43	Forward	2024
Quanirah Montague (NJ)	48	Post	2023
Jasmine Brown-Hagger (IL)	54	Guard	2023
Mjracle Sheppard (FL)	86	Guard	2023

2

ESPN TOP-25 SIGNING CLASSES

YEAR	PLAYERS	RANKING
2025 Recruiting Class	Lampley, Francis, Gray	10*
2023 Recruiting Class	Brown-Hagger, Montague, Sheppard	23

* - Second-best in program history (2019 - 6th ranked class)

WIN-LOSS RECORD UNDER PURCELL

PURCELL RECORD AGAINST ALL OPPONENTS

OPPONENT (CONFERENCE)	HOME	AWAY	NEUTRAL	TOTAL
Alabama (SEC)	1-1	0-1		1-2
Alabama State (SWAC)	3-0			3-0
Alcorn State (SWAC)	2-0		1-0	3-0
Arkansas (SWAC)	2-0	1-0		3-0
Arkansas-Pine Bluff (SWAC)			1-0	1-0
Auburn (SEC)	3-0	1-1		4-1
Belmont (MVC)		1-0	1-0	2-0
California (ACC)			1-0	1-0
Charlotte (AAC)	1-0			1-0
Chattanooga (SOCON)	1-0	0-1		1-1
Chicago State (NEC)		1-0		1-0
Clemson (ACC)			1-0	1-0
Colorado State (MWC)	1-0	1-0		2-0
Creighton (BIG EAST)			1-0	1-0
Davidson (A10)	1-0			1-0
Florida (SEC)	0-1	2-1		2-2
Florida A&M (SWAC)	1-0			1-0
Georgetown (BIG EAST)			1-0	1-0
Georgia (SEC)	1-0	1-1		2-1
Georgia State (SBC)	1-0			1-0
Georgia Tech (ACC)	1-0	0-1		1-1
Grambling (SWAC)	1-0			1-0
Illinois (BIG TEN)			1-0	1-0
Jackson State (SWAC)	2-0			2-0
Jacksonville (ASUN)			1-0	1-0
Jacksonville State (CUSA)	1-0			1-0
Kennesaw State (CUSA)	1-0			1-0
Kentucky (SEC)	1-1	1-1		2-2
La Salle (A10)		1-0		1-0
LSU (SEC)	1-0	0-2		1-2
Maryland Eastern Shore (MEAC)		1-0		1-0
Mercer (SOCON)	1-0			1-0
Memphis (AAC)	1-0	1-0		2-0
Miami (Fla.) (ACC)	0-1			0-1
Middle Tennessee (CUSA)			1-0	1-0
Mississippi Valley State (SWAC)	3-0			3-0
Missouri (SEC)	1-0	0-2	1-0	2-2
Nebraska (BIG TEN)			0-1	0-1
New Mexico (MWC)				1-0
New Orleans (SLC)	1-0			1-0
North Alabama (ASUN)	1-0			1-0
Notre Dame (ACC)			0-1	0-1
Oklahoma (SEC)	1-0	0-1		1-1
Old Dominion (SBC)			1-0	1-0
Ole Miss (SEC)	1-2	0-2	0-1	1-5
Penn State (BIG TEN)		0-1		0-1
Pitt (ACC)	1-0			1-0
Samford (SOCON)	1-0			1-0
South Carolina (SEC)	0-2	0-1		0-3
South Carolina State (MEAC)	1-0			1-0
South Dakota State (SUMMIT)		0-1		0-1
South Florida (AAC)			1-0	1-0
Southeastern La. (SLC)	1-0			1-0
Southern California (BIG TEN)			0-1	0-1
Southern Miss (SBC)	1-0			1-0
TCU (BIG 12)	1-0			1-0
Tennessee (SEC)	1-1	0-2		1-3
Texas (SEC)	0-1			0-1
Texas A&M (SEC)	2-0	2-0	0-2	4-2
Texas A&M-Commerce (SLC)	1-0			1-0
Texas Tech (BIG 12)		0-1		0-1
Tulsa (AAC)			1-0	1-0
UL Monroe (SBC)	2-0	1-0		3-0
Utah (BIG 12)			1-0	1-0
Vanderbilt (SEC)	0-1	2-0		2-1

PURCELL RECORD AGAINST EACH CONFERENCE

CONFERENCE	HOME	AWAY	NEUTRAL	TOTAL
Atlantic 10 (A10)	1-0	1-0	-	2-0
American Athletic (AAC)	2-0	1-0	2-0	5-0
Atlantic Coast (ACC)	2-1	0-1	2-1	4-3
Atlantic Sun (ASUN)	1-0	-	1-0	2-0
Big 12	1-0	0-1	1-0	2-1
Big East	-	-	2-0	2-0
Big Ten	-	0-2	1-1	1-3
Conference USA (CUSA)	2-0	-	1-0	3-0
Mid-Eastern Athletic (MEAC)	1-0	1-0	-	2-0
Missouri Valley (MVC)	-	1-0	1-0	2-0
Mountain West (MWC)	2-0	1-0	-	3-0
Northeast (NEC)	-	1-0	-	1-0
Southeastern (SEC)	15-10	10-15	1-3*	26-28
Southern (SOCON)	3-0	0-1	-	3-1
Southland (SLC)	3-0	-	-	3-0
Southwestern Athletic (SWAC)	12-0	-	2-0	14-0
Summit League (SUMMIT)	-	0-1	-	0-1
Sun Belt (SBC)	4-0	1-0	1-0	6-0

* - Neutral Site SEC Tournament Games, which do not affect conference record

PURCELL RECORD AGAINST ACTIVE SEC HEAD COACHES

	HOME	AWAY	NEUTRAL	TOTAL
Kristy Curry (Alabama)	1-1	0-1	-	1-2
Kelsi Musick (Arkansas)	-	-	-	-
Larry Vickers (Auburn)	1-0	-	-	1-0
Kelly Rae Finley (Florida)	0-1	2-0	2-1	4-2
Katie Abrahamson-Henderson (Georgia)	1-0	1-1	-	2-1
Kenny Brooks (Kentucky)	-	0-1	-	0-1
Kim Mulkey (LSU)	1-0	0-2	-	1-2
Kellie Harper (Missouri)*	1-1	0-1	-	1-2*
Jennie Baranczyk (Oklahoma)	1-0	0-1	-	1-1
Yolett McPhee-McCuin (Ole Miss)	1-2	0-2	0-1	1-5
Dawn Staley (South Carolina)	0-2	0-1	-	0-3
Kim Caldwell (Tennessee)	-	0-1	-	0-1
Vic Schaefer (Texas)	0-1	-	-	0-1
Joni Taylor (Texas A&M)	2-0	2-0	0-2	4-2
Shae Ralph (Vanderbilt)	0-1	2-0	-	2-1

* - Purcell was 1-1 against Harper at home and 0-1 against Harper in Knoxville during her time at Tennessee, which is included in this total.

MSU'S RECORD WHEN...

CONFERENCE/NON-CONFERENCE	ALL	SEC	FREE THROW SHOOTING	ALL	SEC	SECOND CHANCE POINTS	ALL	SEC
OVERALL	14-2	1-1	More FTs Made Than Opponent	12-2	1-1	More Second Chance Points	12-1	1-0
Non-Conference Matchups	13-1	-	Less/Equal FTs Made Than Opponent	1-0	-	Less Second Chance Points	1-1	0-1
Home	10-0	-	Both Make The Same Number of FTs	1-0	-	Equal Second Chance Points	1-0	-
Road	1-1	-	Outshooting Opponents From FT Line	11-1	1-1			
Neutral	2-0	-	Opponent Outshoots MSU From FT Line	3-1	-	FAST BREAK POINTS	ALL	SEC
Conference Matchups	-	1-1	Both Shoot The Same Percentage From FT Line	-	-	More Fast Break Points	10-1	-
Home	-	1-0				Less Fast Break Points	4-1	1-1
Road	-	1-1				Equal Fast Break Points	-	-
			TOTAL REBOUNDING	ALL	SEC			
SCORING	ALL	SEC	More Rebounds Than Opponent	14-1	1-0	POINTS OFF THE BENCH	ALL	SEC
Outscoring Opponents in Quarter One	14-1	1-0	Less Rebounds Than Opponent	0-1	0-1	More Points off the Bench	9-0	1-0
Opponent Outscores MSU in Quarter One	0-1	0-1	Equal Rebounds With Opponent	-	-	Less Points off the Bench	4-2	0-1
Score the Same in Quarter One	-	-				Equal Points off the Bench	1-0	-
Outscoring Opponents in Quarter Two	11-0	1-0	OFFENSIVE/DEFENSIVE REBOUNDING	ALL	SEC			
Opponent Outscores MSU in Quarter Two	2-2	0-1	More Offensive Rebounds Than Opponent	11-0	1-0	TIME WITH LEAD	ALL	SEC
Score the Same in Quarter Two	1-0	-	Less Offensive Rebounds Than Opponent	1-2	0-1	MSU Leads For Longer Than Opponent	14-1	1-0
Outscoring Opponents in the First Half	13-1	1-0	Equal Offensive Rebounds With Opponent	2-0	-	Opponent Leads For Longer Than MSU	0-1	0-1
Opponent Outscores MSU in the First Half	0-1	0-1	More Defensive Rebounds Than Opponent	13-1	1-0	Tied Time With Lead	-	-
Score the Same in the First Half	1-0	-	Less Defensive Rebounds Than Opponent	0-1	0-1			
Outscoring Opponents in Quarter Three	13-0	1-0	Equal Defensive Rebounds With Opponent	1-0	-	OPPONENT RANKINGS	ALL	SEC
Opponent Outscores MSU in Quarter Three	0-1	0-1				Against Top 10 AP Poll Opponents	0-1	0-1
Score the Same in Quarter Three	1-1	-	FOULS	ALL	SEC	Against Top 25 AP Poll Opponents	-	-
Outscoring Opponents in Quarter Four	9-0	1-0	More Fouls Than Opponent	3-2	0-1	Against Unranked AP Poll Opponents	14-1	1-0
Opponent Outscores MSU in Quarter Four	5-2	0-1	Less Fouls Than Opponent	8-0	1-0			
Score the Same in Quarter Four	-	-	Same Amount of Fouls as Opponent	3-0	-	UNIFORM COLOR	ALL	SEC
Outscoring Opponents in the Second Half	12-0	1-0				Wearing Maroon Uniforms	2-0	-
Opponent Outscores MSU in the Second Half	2-2	0-1	ASSISTS	ALL	SEC	Wearing White Uniforms	12-0	1-0
Score the Same in the Second Half	-	-	More Assists Than Opponent	13-0	1-0	Wearing Black Uniforms	0-2	0-1
			Less Assists Than Opponent	1-2	0-2			
SHOOTING PERCENTAGES	ALL	SEC	Same Amount of Assists as Opponent	-	-	DAYS OF THE WEEK	ALL	SEC
Outshooting Opponents	13-1	1-0				Playing On Monday	2-0	-
Opponent Outshoots MSU	1-1	0-1	TURNOVERS	ALL	SEC	Playing On Tuesday	1-0	-
Outshooting Opponents in Quarter One	13-1	1-0	More Turnovers Than Opponent	3-2	1-1	Playing On Wednesday	1-0	-
Opponent Outshoots MSU in Quarter One	1-1	0-1	Less Turnovers Than Opponent	10-0	-	Playing On Thursday	3-1	1-0
Outshooting Opponents in Quarter Two	11-0	1-0	Same Amount of Turnovers as Opponent	1-0	-	Playing On Friday	1-0	-
Opponent Outshoots MSU In Quarter Two	3-2	0-1				Playing On Saturday	1-0	-
Outshooting Opponents in Quarter Three	11-1	1-0	STEALS	ALL	SEC	Playing On Sunday	5-1	0-1
Opponent Outshoots MSU In Quarter Three	3-1	0-1	More Steals Than Opponent	9-0	-			
Outshooting Opponents in Quarter Four	10-0	1-0	Less Steals Than Opponent	4-2	1-1			
Opponent Outshoots MSU In Quarter Four	4-2	0-1	Same Amount of Steals as Opponent	1-0	-			
3 POINT SHOOTING	ALL	SEC	BLOCKS	ALL	SEC			
More 3PT FGs Made Than Opponent	4-1	1-0	More Blocks Than Opponent	12-2	0-1			
Less 3PT FGs Made Than Opponent	6-1	0-1	Less Blocks Than Opponent	2-0	1-0			
Both Make The Same Number of 3 PT FGs	3-0	-	Same Amount of Blocks as Opponent	-	-			
Outshooting Opponents From Three	9-1	1-0				POINTS OFF TURNOVERS	ALL	SEC
Opponent Outshoots MSU From Three	4-1	0-1	POINTS IN THE PAINT	ALL	SEC	More Points Off Turnovers	13-0	-
Both Shoot The Same Percentage From Three	-	-	More Points in the Paint	14-0	1-0	Less Points Off Turnovers	1-2	1-1
			Less Points in the Paint	0-2	0-1	Equal Points Off Turnovers	-	-
			Equal Points in the Paint	-	-			



2025-26 Mississippi St. Women's Basketball

Combined Team Statistics

All games

Game Records					Score by Periods						
Record	Overall	Home	Away	Neutral	Team	1st	2nd	3rd	4th	OT	TOT
ALL GAMES	14-2	11-0	1-2	2-0	Mississippi St.	334	301	343	306	0	1284
CONFERENCE	1-1	1-0	0-1	0-0	Opponents	178	218	247	258	0	901
NON-CONFERENCE	13-1	10-0	1-1	2-0							

Team Box Score																						
No.	Player				Total		3-Point		F-Throw		Rebounds											
		GP-GS	MIN	AVG	FG-FGA	FG%	3FG-3FGA	3FG%	FT-FTA	FT%	OFF	DEF	TOT	AVG	PF	DQ	A	TO	BLK	STL	PTS	AVG
25	NWAEDOZI, Favour	16-16	394:37	24.7	90-155	.581	0-5	.000	38-57	.667	68	102	170	10.6	39	0	28	21	14	12	218	13.6
40	FRANCIS, Madison	16-12	437:09	27.3	77-161	.478	6-33	.182	39-53	.736	53	61	114	7.1	37	2	23	34	48	21	199	12.4
2	MCPHAUL, Destiney	16-16	466:51	29.2	70-141	.496	24-65	.369	27-36	.750	4	37	41	2.6	21	0	60	26	4	29	191	11.9
10	LAMPLEY, Jaylah	16-1	370:05	23.1	69-132	.523	15-39	.385	14-26	.538	34	54	88	5.5	13	0	21	29	5	15	167	10.4
5	PRATER, Chandler	16-16	373:24	23.3	53-121	.438	14-37	.378	36-41	.878	32	80	112	7.0	25	0	41	36	4	19	156	9.8
4	CRISP, Trayanna	15-15	405:03	27.0	44-106	.415	25-64	.391	18-23	.783	2	25	27	1.8	22	0	42	20	1	14	131	8.7
33	RICHARDSON, Kharyssa	15-4	311:15	20.7	33-97	.340	1-5	.200	40-49	.816	13	54	67	4.5	27	0	11	22	8	8	107	7.1
8	FANE, Awa	14-0	143:33	10.3	15-38	.395	7-16	.438	4-5	.800	5	8	13	0.9	13	0	9	10	0	7	41	2.9
22	GRAY, Nataliyah	11-0	59:22	5.4	9-22	.409	0-6	.000	11-19	.579	4	14	18	1.6	6	0	4	7	1	3	29	2.6
1	KING, Saniyah	11-0	179:37	16.3	9-39	.231	4-17	.235	4-5	.800	0	21	21	1.9	16	0	15	13	0	5	26	2.4
13	JIMÉNEZ, Rocío	8-0	21:04	2.6	5-12	.417	0-0	.000	1-2	.500	4	3	7	0.9	2	0	0	3	3	1	11	1.4
23	WYLDER, Faith	7-0	38:02	5.4	2-6	.333	0-0	.000	4-5	.800	5	5	10	1.4	5	0	0	1	2	1	8	1.1
Team											14	27	41					7				
Total		16	3200		476-1030	.462	96-287	.334	236-321	.735	238	491	729	45.6	226	2	254	229	90	135	1284	80.3
Opponents		16	3195		337-963	.350	94-335	.281	133-203	.655	166	358	524	32.8	265	2	175	284	32	128	901	56.3

Team Statistics		MS	OPP
Scoring		1284	901
Points per game		80.3	56.3
Scoring margin		+23.9	-
Field goals-att		476-1030	337-963
Field goal pct		.462	.350
3 point fg-att		96-287	94-335
3-point FG pct		.334	.281
3-pt FG made per game		6.0	5.9
Free throws-att		236-321	133-203
Free throw pct		.735	.655
F-Throws made per game		14.8	8.3
Rebounds		729	524
Rebounds per game		45.6	32.8
Rebounding margin		+12.8	-
Assists		254	175
Assists per game		15.9	10.9
Turnovers		229	284
Turnovers per game		14.3	17.8
Turnover margin		+3.4	-
Assist/turnover ratio		1.1	0.6
Steals		135	128
Steals per game		8.4	8.0
Blocks		90	32
Blocks per game		5.6	2.0
Winning streak		0	-
Home win streak		11	-
Attendance		41856	9646
Home games-Avg/Game		11-3805	3-3215
Neutral site-Avg/Game		-	2-750

Team Results		Score		Att.
Date	Opponent			
11/03/2025	Davidson	W	66-57	3462
11/07/2025	Georgia St.	W	88-62	6549
11/09/2025	Mississippi Val.	W	107-43	3566
11/13/2025	Jackson St.	W	82-55	3542
11/20/2025	at Texas Tech	L	62-69	3652
11/24/2025	vs Alcorn	W	65-51	750
11/25/2025	vs Middle Tenn.	W	69-47	750
11/30/2025	ULM	W	66-54	3411
12/04/2025	Pittsburgh	W	79-44	3433
12/07/2025	Charlotte	W	89-59	3473
12/14/2025	Southern Miss.	W	87-64	3833
12/17/2025	Alabama St.	W	105-57	3289
12/20/2025	at La Salle	W	85-37	490
12/28/2025	Samford	W	112-54	3588
01/01/2026	Auburn	W	75-53	3710
01/04/2026	at Oklahoma	L	47-95	5504



2025-26 Mississippi St. Women's Basketball
Combined Team Statistics
In Conference games

Page 1/1
as of Jan 04, 2026

Game Records					Score by Periods						
Record	Overall	Home	Away	Neutral	Team	1st	2nd	3rd	4th	OT	TOT
ALL GAMES	1-1	1-0	0-1	0-0	Mississippi St.	22	32	33	35	0	122
CONFERENCE	1-1	1-0	0-1	0-0	Opponents	28	43	40	37	0	148
NON-CONFERENCE	0-0	0-0	0-0	0-0							

Team Box Score																						
No.	Player				Total		3-Point		F-Throw		Rebounds											
		GP-GS	MIN	AVG	FG-FGA	FG%	3FG-3FGA	3FG%	FT-FTA	FT%	OFF	DEF	TOT	AVG	PF	DQ	A	TO	BLK	STL	PTS	AVG
4	CRISP, Trayanna	2-2	60:33	30.3	8-21	.381	4-12	.333	4-5	.800	0	2	2	1.0	6	0	4	3	0	1	24	12.0
2	MCPHAUL, Destiney	2-2	62:51	31.4	9-26	.346	2-9	.222	2-4	.500	0	3	3	1.5	2	0	3	6	1	2	22	11.0
33	RICHARDSON, Kharyssa	2-0	45:46	22.9	5-13	.385	0-1	.000	9-10	.900	5	6	11	5.5	1	0	0	4	0	1	19	9.5
40	FRANCIS, Madison	2-2	50:07	25.1	5-18	.278	0-5	.000	5-6	.833	8	12	20	10.0	8	1	0	4	3	0	15	7.5
10	LAMPLEY, Jaylah	2-0	51:05	25.5	5-19	.263	0-7	.000	4-5	.800	2	8	10	5.0	1	0	3	4	0	1	14	7.0
25	NWAEDOZI, Favour	2-2	57:20	28.7	4-15	.267	0-4	.000	5-5	1.000	7	13	20	10.0	7	0	4	3	0	2	13	6.5
5	PRATER, Chandler	2-2	34:37	17.3	3-11	.273	2-7	.286	2-2	1.000	3	8	11	5.5	0	0	1	3	0	1	10	5.0
22	GRAY, Nataliyah	1-0	04:36	4.6	2-3	.667	0-0	.000	1-1	1.000	1	0	1	1.0	0	0	0	0	0	0	5	5.0
1	KING, Saniyah	2-0	19:41	9.8	0-3	.000	0-1	.000	0-0	.000	0	1	1	0.5	5	0	0	2	0	0	0	0.0
8	FANE, Awa	2-0	13:25	6.7	0-0	.000	0-0	.000	0-0	.000	0	1	1	0.5	1	0	0	1	0	2	0	0.0
Team											1	2	3									
Total		2	400		41-129	.318	8-46	.174	32-38	.842	27	56	83	41.5	31	1	15	30	4	10	122	61.0
Opponents		2	400		58-133	.436	5-32	.156	27-41	.659	24	64	88	44.0	31	0	33	27	7	26	148	74.0

Team Statistics			Team Results		
			Date	Opponent	Score
Scoring			01/01/2026	Auburn	W 75-53
Points per game			01/04/2026	at Oklahoma	L 47-95
Scoring margin					
Field goals-att					
Field goal pct					
3 point fg-att					
3-point FG pct					
3-pt FG made per game					
Free throws-att					
Free throw pct					
F-Throws made per game					
Rebounds					
Rebounds per game					
Rebounding margin					
Assists					
Assists per game					
Turnovers					
Turnovers per game					
Turnover margin					
Assist/turnover ratio					
Steals					
Steals per game					
Blocks					
Blocks per game					
Winning streak					
Home win streak					
Attendance					
Home games-Avg/Game					
Neutral site-Avg/Game					

GAME-BY-GAME STATISTICS

	W/L	REC	1ST	2ND	3RD	4TH	OT	PTS	MAR	FG-FGA	FG%	3FG-3FGA	3FG%	FT-FTA	FT%	O-D-REB	MAR	PF	AST	TO	STL	BLK	ATT
MISSISSIPPI STATE	W, 66-57	1-0	15	16	16	19	-	66	+9	21-51	41.2	3-9	33.3	21-31	67.7	14-28-42	+15	20	6	18	10	7	3,462
Davidson 11/3		0-1	14	17	13	13	-	57	-9	18-52	34.6	4-14	28.6	17-20	85.0	8-19-27	-15	21	11	17	10	1	
MISSISSIPPI STATE	W, 88-62	2-0	17	32	25	14	-	88	+26	33-64	51.6	10-20	50	12-16	75.0	12-32-44	+15	13	21	15	7	8	6,549
Georgia State 11/7		1-1	10	12	21	19	-	62	-26	23-60	38.3	7-22	31.8	9-14	64.3	7-22-29	-15	13	6	14	9	0	
MISSISSIPPI STATE	W, 107-43	3-0	22	25	27	31	-	107	+64	37-71	52.1	8-17	47.1	25-31	80.6	21-34-55	+30	7	21	14	13	11	3,566
Mississippi Valley State 11/9		0-2	8	11	16	8	-	43	-64	18-60	30.0	4-23	17.4	3-4	75.0	9-16-25	-30	23	8	21	10	4	
MISSISSIPPI STATE	W, 82-55	4-0	22	19	21	20	-	82	+27	32-58	55.2	4-14	28.6	14-22	63.6	8-30-38	+2	16	15	14	12	5	3,542
Jackson State 11/13		1-2	5	19	20	11	-	55	-27	23-64	35.9	6-23	26.1	3-6	50.0	13-23-36	-2	16	9	22	8	2	
MISSISSIPPI STATE	L, 62-69	4-1	31	2	12	17	-	62	-7	20-53	37.7	5-16	31.3	17-21	81.0	6-33-39	+3	20	8	22	3	6	3,652
at Texas Tech 11/20		6-0	16	15	12	26	-	69	+7	26-66	39.4	3-19	15.8	14-17	82.4	8-28-36	-3	18	11	13	11	1	
MISSISSIPPI STATE	W, 65-51	5-1	17	17	16	15	-	65	+14	20-57	35.1	8-28	28.6	17-27	63.0	18-28-46	+12	14	16	18	14	4	750
vs Alcorn State 11/24		1-4	4	10	15	22	-	51	-14	19-55	34.5	8-24	33.3	5-11	45.5	11-23-34	-12	22	13	24	7	1	
MISSISSIPPI STATE	W, 69-47	6-1	18	17	16	18	-	69	+22	27-49	55.1	5-11	45.5	10-13	76.9	6-24-30	+6	21	20	16	4	6	750
vs Middle Tennessee State 11/25		3-4	8	11	16	12	-	47	-22	16-45	35.6	5-17	29.4	10-15	66.7	6-18-24	-6	16	11	19	9	1	
MISSISSIPPI STATE	W, 66-54	7-1	20	10	19	17	-	66	+12	26-63	41.3	4-15	26.7	10-12	83.3	19-19-38	+8	10	14	18	8	4	3,411
ULM 11/30		5-2	18	11	11	14	-	54	-12	22-52	42.3	8-18	44.4	2-2	100.0	11-19-30	-8	19	12	26	7	2	
MISSISSIPPI STATE	W, 79-44	8-1	20	22	28	9	-	79	+35	33-73	45.2	7-22	31.8	6-9	66.7	11-40-51	+10	14	18	8	9	5	3,433
Pitt 12/4		6-5	8	6	14	16	-	44	-35	13-59	22.0	7-17	41.2	11-19	57.9	11-30-41	-10	10	7	18	4	3	
MISSISSIPPI STATE	W, 89-59	9-1	24	21	22	22	-	89	+30	37-71	52.1	6-20	30.0	9-16	56.3	18-33-51	+14	16	13	15	6	8	3,473
Charlotte 12/7		4-6	15	14	17	13	-	59	-30	22-67	32.8	7-21	33.3	8-14	57.1	16-21-37	-14	14	9	16	8	2	
MISSISSIPPI STATE	W, 87-64	10-1	21	19	28	19	-	87	+23	33-70	47.1	6-14	42.9	15-24	62.5	21-34-55	+25	14	15	12	5	4	3,833
Southern Miss 12/14		7-4	10	18	14	22	-	64	-23	23-65	35.4	12-31	38.7	6-10	60.0	11-19-30	-25	17	13	12	4	1	
MISSISSIPPI STATE	W, 105-57	11-1	34	25	24	22	-	105	+48	39-78	50.0	7-17	41.2	20-26	76.9	22-27-49	+15	11	24	9	13	8	3,289
Alabama State 12/17		3-7	10	9	14	24	-	57	-48	21-58	36.2	3-14	21.4	12-20	60.0	13-21-34	-15	19	9	21	4	2	
MISSISSIPPI STATE	W, 85-37	12-1	24	18	18	25	-	85	+48	34-70	48.6	7-21	33.3	10-12	83.3	17-35-52	+21	10	23	13	13	1	490
at La Salle 12/20		8-4	12	8	9	8	-	37	-48	15-62	24.2	4-20	20.0	3-5	60.0	12-19-31	-21	10	8	22	8	2	
MISSISSIPPI STATE	W, 112-54	13-1	25	26	38	23	-	112	+58	43-73	58.9	8-17	47.1	18-23	78.3	18-38-56	+34	9	25	7	8	9	3,588
Samford 12/28		6-10	12	14	15	13	-	54	-58	20-65	30.8	11-40	27.5	3-5	60.0	6-16-22	-34	15	13	12	3	3	
MISSISSIPPI STATE	W, 75-53	14-1	14	18	20	23	-	75	+22	27-59	45.8	7-21	33.3	14-17	82.4	16-30-46	+22	13	11	16	2	0	3,710
Auburn 1/1		11-4	7	16	16	14	-	53	-22	19-54	35.2	2-15	13.3	13-20	65.0	7-17-24	-22	17	8	14	14	4	
MISSISSIPPI STATE	L, 47-95	14-2	8	14	13	12	-	47	-48	14-70	20.0	1-25	4.0	18-21	85.7	11-26-37	-27	18	4	14	8	4	5,504
at Oklahoma 1/4		14-1	21	27	24	23	-	95	+48	39-79	49.4	3-17	17.6	14-21	66.7	17-47-64	+27	14	25	13	12	3	

GAME-BY-GAME STATISTIC LEADERS

	RESULT	POINTS	REBOUNDS	ASSISTS	STEALS	BLOCKS	MINUTES
Davidson 11/3	W, 66-57	McPhaul (20)	Nwaedozi (10)	McPhaul, Prater (2)	Prater (3)	Francis (6)	McPhaul (37:18)
Georgia State 11/7	W, 88-62	Nwaedozi (17)	Nwaedozi (10)	Crisp (6)	McPhaul, Prater (2)	McPhaul, Nwaedozi, Prater (2)	Crisp (28:59)
Mississippi Valley St. 11/9	W, 107-43	Prater (25)	Nwaedozi (16)	Prater (5)	Nwaedozi (3)	Francis (5)	McPhaul (24:55)
Jackson State 11/13	W, 82-55	Nwaedozi (18)	Nwaedozi (15)	Nwaedozi (4)	Crisp, Francis (3)	Francis (3)	Francis (29:51)
at Texas Tech 11/20	L, 62-69	McPhaul, Crisp (12)	Nwaedozi, Richardson (9)	McPhaul (4)	King, McPhaul, Prater (1)	Nwaedozi (2)	McPhaul (32:10)
vs. Alcorn State 11/24	W, 65-51	Francis (15)	Lampley (10)	Francis, Prater (4)	Francis (3)	Nwaedozi (2)	Francis (30:31)
vs. MTSU 11/25	W, 69-47	Francis (17)	Francis, Nwaedozi (6)	McPhaul (5)	Francis, King, Prater, Richardson (1)	Francis (6)	McPhaul (35:28)
ULM 11/30	W, 66-54	Nwaedozi (13)	Francis (13)	McPhaul, Prater (3)	Crisp, Francis, Lampley, McPhaul (2)	Francis (3)	Francis (36:03)
Pitt 12/4	W, 79-44	McPhaul (22)	Francis (10)	King (4)	Crisp, Francis, Lampley, McPhaul (2)	Francis, Nwaedozi (2)	Francis (29:24)
Charlotte 12/7	W, 89-59	McPhaul, Nwaedozi (16)	Prater (13)	King, McPhaul (3)	McPhaul (3)	Francis (7)	Francis (32:27)
Southern Miss 12/14	W, 87-64	Nwaedozi (21)	Nwaedozi (23)	Crisp, McPhaul (4)	Prater (2)	Francis, Lampley, Nwaedozi, Prater(1)	Crisp (33:27)
Alabama State 12/17	W, 105-57	Francis (30)	Prater (11)	Crisp (7)	Fane, Francis (3)	Francis (4)	Francis (30:14)
at La Salle 12/20	W, 85-37	Lampley (18)	Nwaedozi (16)	McPhaul (10)	McPhaul (6)	Francis (1)	McPhaul (35:14)
Samford 12/28	W, 112-54	Nwaedozi (30)	Francis (11)	McPhaul (10)	Prater (3)	Francis (4)	Prater (31:00)
Auburn 1/1	W, 75-53	Crisp (17)	Francis, Nwaedozi (13)	Crisp, Lampley (3)	McPhaul (2)	-	McPhaul (31:59)
at Oklahoma 1/4	L, 47-95	Richardson (13)	Francis, Nwaedozi (7)	Nwaedozi (2)	Fane, Nwaedozi (2)	Francis (3)	Nwaedozi (32:30)
Tennessee 1/8							
at Ole Miss 1/11							
Vanderbilt 1/15							
Kentucky 1/18							
at Alabama 1/25							
at Tennessee 1/29							
Missouri 2/1							
at South Carolina 2/5							
Georgia 2/12							
at Arkansas 2/16							
Florida 2/19							
at Texas 2/22							
at Texas A&M 2/26							
LSU 3/1							

GAME-BY-GAME STATISTIC LEADERS

POINTS	REBOUNDS	ASSISTS	STEALS	BLOCKS	MINUTES
Nwaedozi 6, (6-0)	Nwaedozi 10, (8-2)	McPhaul 8, (7-1)	McPhaul 7, (6-1)	Francis..... 12, (11-1)	Francis..... 6, (6-0)
McPhaul 4, (3-1)	Francis..... 6, (5-1)	Crisp 4, (4-0)	Francis..... 6, (6-0)	Nwaedozi 5, (4-1)	McPhaul 6, (5-1)
Francis..... 3, (3-0)	Prater 2, (2-0)	Prater 4, (4-0)	Prater 6, (5-1)	Prater 2, (2-0)	Crisp 2, (2-0)
Crisp 2, (1-1)	Lampley 1, (1-0)	King 2, (2-0)	Crisp 3, (3-0)	Lampley 1, (1-0)	Prater 1, (1-0)
Lampley 1, (1-0)	Richardson 1, (0-1)	Nwaedozi 2, (1-1)	Fane..... 2, (1-1)	McPhaul 1, (1-0)	Nwaedozi 1, (0-1)
Prater 1, (1-0)		Francis..... 1, (1-0)	King..... 2, (1-1)		
Richardson..... 1, (0-1)		Lampley 1, (1-0)	Lampley 2, (2-0)		
			Nwaedozi 2, (1-1)		
			Richardson..... 1, (1-0)		

PLUS/MINUS BREAKDOWN

	RESULT	KING	MCPHAUL	CRISP	PRATER	FANE	LAMPLEY	JIMENEZ	GRAY	WYLDER	NWAEDOZI	RICHARDSON	FRANCIS
Davidson 11/3	W, 66-57	-	15	3	-3	-5	10	-	-	-	5	9	11
Georgia State 11/7	W, 88-62	-	25	13	25	1	20	-2	11	-2	20	10	9
Mississippi Valley St. 11/9	W, 107-43	-	31	30	44	36	28	12	24	14	32	23	46
Jackson State 11/13	W, 82-55	6	25	16	17	2	15	-3	-2	0	25	15	19
at Texas Tech 11/20	L, 62-69	-10	-10	-12	-3	0	6	-5	-	-	-7	0	6
vs. Alcorn State 11/24	W, 65-51	-3	21	17	20	-7	-6	-	-8	-	27	-7	16
vs. MTSU 11/25	W, 69-47	7	18	23	26	-	-1	-	-	-	17	3	17
ULM 11/30	W, 66-54	2	18	7	3	-	6	-	-2	-	9	1	16
Pitt 12/4	W, 79-44	4	36	32	16	-8	15	-12	-1	-	33	25	35
Charlotte 12/7	W, 89-59	11	20	33	15	4	6	0	1	-	29	0	31
Southern Miss 12/14	W, 87-64	1	30	32	21	-11	1	-	-8	-15	38	-	26
Alabama State 12/17	W, 105-57	-	30	47	33	14	23	-7	-4	-1	37	20	48
at La Salle 12/20	W, 85-37	-	42	35	23	14	46	-	8	10	32	19	11
Samford 12/28	W, 112-54	18	47	-	57	1	49	0	-	1	53	9	55
Auburn 1/1	W, 75-53	7	17	21	14	-6	17	-	-	-	16	5	19
at Oklahoma 1/4	L, 47-95	-30	-27	-39	-14	-2	-29	-	5	-	-41	-40	-23
Tennessee 1/8													
at Ole Miss 1/11													
Vanderbilt 1/15													
Kentucky 1/18													
at Alabama 1/25													
at Tennessee 1/29													
Missouri 2/1													
at South Carolina 2/5													
Georgia 2/12													
at Arkansas 2/16													
Florida 2/19													
at Texas 2/22													
at Texas A&M 2/22													
LSU 3/1													
		KING	MCPHAUL	CRISP	PRATER	FANE	LAMPLEY	JIMENEZ	GRAY	WYLDER	NWAEDOZI	RICHARDSON	FRANCIS
TOTALS		13	338	258	294	33	206	-17	24	7	325	92	342
GAMES LED IN			5 (5-0)	2 (2-0)	3 (3-0)		2 (1-1)		1 (0-1)		3 (3-0)		3 (2-1)

LEAD BREAKDOWN

	FIRST HALF			SECOND HALF/OT			FINAL			LARGEST		TIMES TIED		LEAD CHANGES		TIME			BEST RUN
	MSU	OPP	MAR	MSU	OPP	MAR	MSU	OPP	MAR	LEAD	DEFICIT					LED	TRAILED	TIED	
Davidson 11/3	31	31	0	35	26	9	66	57	9	10 (4th 1:23)	7 (2nd 4:23)	7	4			28:44	7:23	1:53	7 (2nd 3:23)
Georgia State 11/7	49	22	27	39	40	-1	88	62	26	39 (3rd 3:25)	4 (1st 9:01)	2	1			36:40	2:21	:59	13 (2nd 4:19)
MVSU 11/9	49	19	30	58	24	34	107	43	64	64 (4th 1:28)	-	0	0			38:54	-	1:06	16 (3rd 8:38)
Jackson State 11/13	41	24	17	41	31	10	82	55	27	30 (4th 0:55)	-	0	0			39:26	-	:34	11 (4th 2:59)
at Texas Tech 11/20	33	31	2	29	38	-9	62	69	-7	15 (1st 0:00)	10 (4th 0:30)	4	3			27:48	10:01	2:11	7 (1st 4:42)
vs. Alcorn State 11/24	34	14	20	31	37	-6	65	51	14	26 (2nd 6:36)	-	1	0			39:42	-	:18	23 (2nd 6:36)
vs. MTSU 11/25	35	19	16	34	28	6	69	47	22	25 (3rd 3:38)	2 (1st 8:34)	3	2			35:43	1:20	2:57	15 (2nd 0:36)
ULM 11/30	30	29	1	36	25	11	66	54	12	16 (3rd 2:14)	1 (2nd 1:41)	2	4			38:10	1:09	:41	13 (3rd 4:53)
Pitt 12/4	42	14	28	37	30	7	79	44	35	49 (4 th 5:49)	3 (1st 9:02)	0	1			38:26	1:18	:16	13 (1st 0:32)
Charlotte 12/7	45	29	16	44	30	14	89	59	30	31 (4th 2:07)	3 (1st 9:32)	4	1			37:27	:40	1:53	11 (1st 3:19)
Southern Miss 12/14	40	28	12	47	36	11	87	64	23	31 (4th 3:34)	2 (1st 8:31)	0	3			37:18	1:13	1:29	15 (3rd 6:29)
Alabama State 12/17	59	19	40	46	38	8	105	57	48	54 (4th 7:32)	-	0	0			39:48	-	:12	18 (2nd 0:06)
at La Salle 12/20	42	20	22	43	17	26	85	37	48	50 (4th 0:50)	3 (1st 9:37)	0	1			38:45	:52	:23	13 (2nd 5:40)
Samford 12/28	51	26	26	61	28	33	112	54	58	60 (4 th 4:43)	-	0	0			39:49		:12	14 (3 rd 4:32)
Auburn 1/1	32	19	13	43	30	13	75	53	22	28 (4th 2:58)	-	0	0			38:18	-	1:42	12 (4th 2:58)
at Oklahoma 1/4	22	48	-26	25	47	-22	47	95	-48	2 (1st 9:04)	53 (4th 2:17)	1	1			0:20	38:13	1:27	7 (2nd 5:33)
Tennessee 1/8																			
at Ole Miss 1/11																			
Vanderbilt 1/15																			
Kentucky 1/18																			
at Alabama 1/25																			
at Tennessee 1/29																			
Missouri 2/1																			
at South Carolina 2/5																			
Georgia 2/12																			
at Arkansas 2/16																			
Florida 2/19																			
at Texas 2/22																			
at Texas A&M 2/26																			
LSU 3/1																			
	FIRST HALF			SECOND HALF/OT			FINAL			LARGEST		TIMES TIED		LEAD CHANGES		TIME			BEST RUN
	MSU	OPP	MAR	MSU	OPP	MAR	MSU	OPP	MAR	LEAD	DEFICIT					LED	TRAILED	TIED	
LARGEST	59	48	40	61	47	34	112	95	64	64	53	7	4			39:49	38:13	2:57	23
SMALLEST	22	14	-26	25	17	-22	47	37	-48	2	1	0	0			0:20	-	:16	7

STARTING LINEUPS - STARTER/BENCH SCORING

STARTING LINEUPS BY GAME	1	2	3	4	5
Davidson 11/3	Crisp	McPhaul	Prater	Richardson	Nwaedozi
Georgia State 11/7	Crisp	McPhaul	Prater	Richardson	Nwaedozi
Mississippi Valley St. 11/9	Crisp	McPhaul	Prater	Richardson	Nwaedozi
Jackson State 11/13	Crisp	McPhaul	Prater	Richardson	Nwaedozi
at Texas Tech 11/20	Crisp	McPhaul	Prater	Francis	Nwaedozi
vs. Alcorn State 11/24	Crisp	McPhaul	Prater	Francis	Nwaedozi
vs. MTSU 11/25	Crisp	McPhaul	Prater	Francis	Nwaedozi
ULM 11/30	Crisp	McPhaul	Prater	Francis	Nwaedozi
Pitt 12/4	Crisp	McPhaul	Prater	Francis	Nwaedozi
Charlotte 12/7	Crisp	McPhaul	Prater	Francis	Nwaedozi
Southern Miss 12/14	Crisp	McPhaul	Prater	Francis	Nwaedozi
Alabama State 12/17	Crisp	McPhaul	Prater	Francis	Nwaedozi
at La Salle 12/20	Crisp	McPhaul	Prater	Francis	Nwaedozi
Samford 12/28	McPhaul	Lampley	Prater	Francis	Nwaedozi
Auburn 1/1	Crisp	McPhaul	Prater	Francis	Nwaedozi
at Oklahoma 1/4	Crisp	McPhaul	Prater	Francis	Nwaedozi
Tennessee 1/8					
at Ole Miss 1/11					
Vanderbilt 1/15					
Kentucky 1/18					
at Alabama 1/25					
at Tennessee 1/29					
Missouri 2/1					
at South Carolina 2/5					
Georgia 2/12					
at Arkansas 2/16					
Florida 2/19					
at Texas 2/22					
at Texas A&M 2/26					
LSU 3/1					

STARTING LINEUP RECORDS	1	2	3	4	5
9-2	Crisp	McPhaul	Prater	Francis	Nwaedozi
4-0	Crisp	McPhaul	Prater	Richardson	Nwaedozi
1-0	McPhaul	Lampley	Prater	Richardson	Nwaedozi

STARTERS/BENCH POINTS PRODUCTION				
	MISSISSIPPI STATE		OPPONENT	
	STARTERS	BENCH	STARTERS	BENCH
Davidson 11/3	47	19	29	28
Georgia State 11/7	53	35	50	12
MVSU 11/9	52	55	31	12
Jackson State 11/13	52	30	26	29
at Texas Tech 11/20	50	12	41	28
vs. Alcorn State 11/24	44	21	33	18
vs. MTSU 11/25	57	12	47	0
ULM 11/30	41	25	38	16
Pitt 12/4	56	23	22	22
Charlotte 12/7	71	18	40	19
Southern Miss 12/14	72	15	43	21
Alabama State 12/17	68	37	20	37
at La Salle 12/20	53	32	23	14
Samford 12/28	95	17	35	19
Auburn 1/1	58	17	41	12
at Oklahoma 1/4	26	21	72	23
Tennessee 1/8				
at Ole Miss 1/11				
Vanderbilt 1/15				
Kentucky 1/18				
at Alabama 1/25				
at Tennessee 1/29				
Missouri 2/1				
at South Carolina 2/5				
Georgia 2/12				
at Arkansas 2/16				
Florida 2/19				
at Texas 2/22				
at Texas A&M 2/26				
LSU 3/1				

	STARTERS	BENCH	STARTERS	BENCH
TOTALS	895	389	591	310
AVERAGES	55.9	24.3	36.9	19.4

MISCELLANEOUS STATISTICS

JUMP BALLS WON

Mississippi State	11 (10-1)
Opponents	5 (4-1)
Overtime	

SCORING SUMMARY

ALL GAMES

	1ST	2ND	3RD	4TH	OT	TOTAL
Mississippi State	334 (+156)	301 (+83)	343 (+96)	306 (+48)	-	1284 (+383)
Opponents	178	218	247	258	-	901

SEC GAMES

	1ST	2ND	3RD	4TH	OT	TOTAL
Mississippi State	22 (-6)	32 (-11)	33 (-7)	35 (-2)	-	122 (-26)
Opponents	28	43	40	37	-	148

WIN/LOSS MARGIN

	1	2	3	4	5	6	7	8	9	10-14	15-19	20+
Wins	-	-	-	-	-	-	-	-	1	2	-	11
Losses	-	-	-	-	-	-	1	-	-	-	-	1

LEADS AND DEFICITS

Largest Lead After First Quarter	24 (34-10), vs. Alabama State 12/17/25
Largest Halftime Lead	40 (59-19), vs. Alabama State 12/17/25
Largest Halftime Lead Blown	2 (33-31) at. Texas Tech 11/20/25
Largest Halftime Deficit	26 (22-48) at Oklahoma 1/4/26
Largest Halftime Deficit Overcome	7 (19-26) vs Davidson 11/9/25
Largest 1st Half Lead	40 (59-19), vs. Alabama State 12/17/25
Largest 1st Half Lead Blown	15 (31-16, 1Q) at. Texas Tech 11/20/25
Largest 1st Half Deficit	26 (22-48) at Oklahoma 1/4/26
Largest 1st Half Deficit Overcome	7 (19-26) vs Davidson, 11/9/25
Largest Lead After Third Quarter	50 (83-33), vs. Alabama State 12/17/25
Largest 2nd Half Lead	64 (107-43), vs. Mississippi Valley State 11/9/25
Largest 2nd Half Lead Blown	5 (43-38) at Texas Tech 11/20/25
Largest 2nd Half Deficit	53 (40-93) at Oklahoma 1/4/26
Largest 2nd Half Deficit Overcome	1 (2x) Last: (30-31) vs ULM 11/30/25
Largest Overall Lead	64 (107-43), vs. Mississippi Valley State 11/9/25
Largest Overall Lead Blown	15 (31-16, 1Q) at. Texas Tech 11/20/25
Largest Overall Deficit	53 (40-93) at Oklahoma 1/4/26
Largest Overall Deficit Overcome	7 (19-26), vs Davidson 11/3/25
Largest Margin of Victory	64 (107-43), vs. Mississippi Valley State 11/9/25

HOME/ROAD/NEUTRAL SPLITS

Field Goal% / Opp. Field Goal% At Home	49.4 (361-731) / 33.8 (222-656)
Field Goal% / Opp. Field Goal% On The Road	35.2 (68-193) / 38.6 (80-207)
Field Goal% / Opp. Field Goal% At Neutral Site	44.3 (47-106) / 35.0 (35-100)
Three-Point Field Goal% / Opp. Three-Point Field Goal% At Home	37.6 (70-186) / 29.8 (71-238)
Three-Point Field Goal% / Opp. Three-Point Field Goal% On The Road	21.0 (13-62) / 17.9 (10-56)
Three-Point Field Goal% / Opp. Three-Point Field Goal% At Neutral Site	33.3 (13-39) / 31.7 (13-41)
Free Throw% / Opp Free Throw% At Home	72.2 (164-227) / 64.9 (87-134)
Free Throw% / Opp Free Throw% On The Road	83.3 (45-54) / 72.1 (31-43)
Free Throw% / Opp Free Throw% At Neutral Site	67.5 (27-40) / 57.7 (15-26)
Scoring Average / Opp. Scoring Average At Home	86.9 / 54.7
Scoring Average / Opp. Scoring Average On The Road	64.7 / 67.0
Scoring Average / Opp. Scoring Average At Neutral Site	67 / 49

ATTENDANCE

	GAMES	RECORD	TOTAL	AVERAGE	HIGHEST
Home	11	11-0	41,856	3,805	6,549
Away	3	1-2	9,646	3,215	5,504
Neutral	2	2-0	1,990	663.3	750

MISSISSIPPI STATE QUARTER BREAKDOWN

Most 1st Quarter Points	34, vs Alabama State 12/18/25
Most 2nd Quarter Points	32, vs. Georgia State 11/7/25
Most 3rd Quarter Points	38, vs. Samford 12/28/25
Most 4th Quarter Points	31, vs. Mississippi Valley State 11/9/25
Most Overtime Points	

Fewest 1st Quarter Points	8, at Oklahoma, 1/4/26
Fewest 2nd Quarter Points	2, at. Texas Tech, 11/20/25
Fewest 3rd Quarter Points	12, at Texas Tech, 11/20/25
Fewest 4th Quarter Points	9, vs Alcorn State, 11/24/25
Fewest Overtime Points	

OPPONENTS QUARTER BREAKDOWN

Most 1st Quarter Points	21, at Oklahoma, 1/4/26
Most 2nd Quarter Points	27, at Oklahoma, 1/4/26
Most 3rd Quarter Points	24, at Oklahoma, 1/4/26
Most 4th Quarter Points	26, at Texas Tech, 11/20/25
Most Overtime Points	

Fewest 1st Quarter Points	4, vs. Alcorn State, 11/24/25
Fewest 2nd Quarter Points	6, vs. Pitt, 12/4/25
Fewest 3rd Quarter Points	9, at La Salle, 12/20/25
Fewest 4th Quarter Points	8 (2x) Last: at La Salle, 12/20/25
Fewest Overtime Points	

HALF BREAKDOWN

Most Mississippi State Half Points	61 (38, 23 2H), vs. Samford, 12/28/25
Most Mississippi State 1st Half Points	59 (34, 25), vs. Alabama State, 12/17/25
Most Mississippi State 2nd Half Points	61 (38, 23), vs. Samford, 12/28/25

Fewest Mississippi State Half Points	22 (8, 14, 1H), at Oklahoma, 1/4/26
Fewest Mississippi State 1st Half Points	22 (8, 14), at Oklahoma, 1/4/26
Fewest Mississippi State 2nd Half Points	25 (13, 12), at Oklahoma, 1/4/26

Most Opponent Half Points	48 (21, 27, 1H), at Oklahoma, 1/4/26
Most Opponent 1st Half Points	48 (21, 27), at Oklahoma, 1/4/26
Most Opponent 2nd Half Points	47 (24, 23), at Oklahoma, 1/4/26

Fewest Opponent Half Points	14 (2x) Last (8, 6, 1H), vs. Pitt, 12/4/25
Fewest Opponent 1st Half Points	14 (2x) Last (8, 6), vs. Pitt, 12/4/25
Fewest Opponent 2nd Half Points	17 (9, 8), at La Salle, 12/20/25

MISSISSIPPI STATE OFFENSIVE PRODUCTION (FIELD-GOAL PERCENTAGE)

10 FG%	
20 FG% (1, 0-1)	20.0, at Oklahoma, 1/4/26
30 FG% (2, 1-1)	Last: 35.1, vs. Alcorn State, 11/24/25
40 FG% (6, 6-0)	Last: 45.8, vs. Auburn, 1/1/26
50 FG% (7, 7-0)	Last: 58.9, vs. Samford, 12/28/25
Best FG%	58.9, vs Samford, 12/28/25
Lowest FG%	20.0, at Oklahoma, 1/4/26

MISSISSIPPI STATE DEFENSIVE PRODUCTION (OPPONENT FIELD-GOAL PERCENTAGE)

10 FG%	
20 FG% (2, 2-0)	24.2, at La Salle, 12/20/25
30 FG% (12, 11-1)	Last: 35.2, vs Auburn, 1/1/26
40 FG% (2, 1-1)	Last: 49.4, at Oklahoma, 1/4/26
50 FG%	
Best FG%	49.4, at Oklahoma, 1/4/26
Lowest FG%	22.0 vs Pitt, 12/4/25

[illegible]

A MISSISSIPPI STATE TEAM

Won 30 Consecutive Games	32, 11/10/17-3/3/18
Won 10 Consecutive Games	10, 11/24/25 - 1/1/26
Won 10 Consecutive Home Games.....	11, 11/3/25 - CURRENT
Won 10 Consecutive Road Games.....	14, 12/20/18-1/9/20
Lost Five Consecutive Games	5, 2/11/24-2/29/24
Defeated An AP No. 1 Team.....	vs. No. 1 UConn 66-64, 3/31/17
Defeated An AP Top-10 Team	vs. No. 10 Oklahoma 81-77, 1/9/25
Defeated An AP Top-10 Team At Home	vs. No. 10 Oklahoma 81-77, 1/9/25
Defeated An AP Top-25 Team	vs. No. 10 Oklahoma 81-77, 1/9/25
Defeated An AP Top-25 Team On The Road	at No. 23 Tennessee 72-55, 2/6/20
Overcame A 10-Point Deficit To Win	14, vs. Missouri, 3/5/25
Overcame A 10-Point Halftime Deficit To Win	11, at Auburn, 2/21/20
Overcame A Five-Point Deficit In Fourth Quarter To Win	6, at Kentucky, 2/1/24
Won An Overtime Game	at Kentucky, 77-74 (OT), 2/1/24
Lost An Overtime Game.....	at Ole Miss, 71-75 (OT), 2/18/24
Won A Double Overtime Game.....	at Vanderbilt, 85-77 (2OT), 2/13/25
Lost A Double Overtime Game	at Kentucky, 90-92 (2OT), 2/12/15
Scored 100+ Points	112, vs Samford, 12/28/25
Scored 100+ Points In Three-Straight Games	4, 11/15/18-11/24/18
Scored 100+ Points At Home.....	112, vs Samford, 12/28/25
Scored 100+ Points On The Road	102, at Chicago State, 12/8/24
Scored 100+ Points At Neutral Site	102, vs. Tulsa, 11/26/23
Scored 90+ Points	112, vs Samford, 12/28/25
Scored 90+ Points On The Road	102, at Chicago State, 12/8/24
Two Players Score 30+ Points.....	McCowan (35) and Vivians (30), vs. Oregon, 12/13/17
Three Players Score 20+ Points	Nwaedozi (30), Lampley (24) and Francis (23), vs Samford, 12/28/25
Two Players Score 20+ Points.....	Francis (30) and Nwaedozi (20), vs Alabama State, 12/18/25
Made 50 Field Goals	53, vs. Judson College, 2/24/86
Made 40 Field Goals	43, vs Samford, 12/28/25
Attempted 80+ Field Goals	87, vs. McNeese State, 12/1/21
Attempted 90+ Field Goals	90 at Vanderbilt, 2/13/25
Attempted 100+ Field Goals.....	104, vs. Montevallo 11/19/79
Shot 60% from the field	62.3, vs. Auburn, 1/23/25
Shot 55% from the field	58.9, vs Samford, 12/28/25
Made 10+ Three-Point Field Goals	10, vs Georgia State, 11/7/25
Made 15 Three-Point Field Goals	18, vs. Troy, 12/14/20
Attempted 30+ Three-Point Field Goals.....	31, at LSU, 2/2/25
Shot 55% From Three	55.0 (11-20), vs. Missouri, 3/3/24
Shot 60% From Three	62.5 (5-8), at Ole Miss, 3/1/20
Shot 65% From Three	68.8 (11-16), vs. Old Dominion 12/19/22
Made 25+ Free Throws	25, vs. Mississippi Valley State, 11/9/25
Made 30+ Free Throws	33, vs. Louisiana Tech, 12/11/14
Attempted 30+ Free Throws	31, vs. Mississippi Valley State, 11/9/25
Attempted 45+ Free Throws	46, vs. Louisiana Tech, 12/11/14
Shot 90% From Free Throw Line (Min. 10 Made)	95.2 (20-21), vs. Chattanooga, 11/17/24
Had 65+ Rebounds	65, at Vanderbilt, 2/13/25
Had 70+ Rebounds	70, vs. Alcorn State, 11/6/23
Had 75+ Rebounds	78, vs. Judson College, 2/24/86
Had 25+ Assists	25, vs Samford, 12/28/25
Had 35+ Assists	37, vs. Memphis, 1/3/80
Had 10+ Blocked Shots	11, vs. Mississippi Valley State, 11/9/25
Had 15+ Steals.....	16, vs. South Carolina State, 12/29/24
Had 20+ Steals.....	20, vs. Mississippi Valley State, 11/24/15
Had 30+ Steals.....	30, vs. New Orleans, 11/17/13

AN OPPONENT


Scored 35 Points Or Less	35, vs. Jacksonville, 11/24/24
Scored 30 Points Or Less	29, vs. Alabama State, 11/13/24
Shot 60% From The Field.....	61.0%, vs. Florida, 2/11/24
Shot 55% From The Field.....	61.0%, vs. Florida, 2/11/24
Shot Below 20% From The Field.....	18.9%, vs. Jacksonville, 11/24/24
Made 10 Or Less Field Goals	10, vs. Jacksonville, 11/24/24

A MISSISSIPPI STATE PLAYER

Scored 30 Points	30, Favour Nwaedozi vs Samford, 12/28/25
Scored 40 Points	40, Jerkaila Jordan at Missouri, 1/27/25
Scored 45 Points	47, Tan White vs. Vanderbilt (2OT), 2/3/05
Scored In Double Figures In 100-Straight Games	125, LaToya Thomas, 11/19/99-3/24/03
Scored In Double Figures In 10-Straight Games	17, Anastasia Hayes, 12/1/21-2/3/22
Scored 30 Points In Two-Straight Games.....	Tan White, vs. Arkansas, 3/3/05, vs. Auburn, 2/27/05
Scored 20 Points In Five-Straight Games	5, Jerkaila Jordan, 11/29/24-12/17/24
Scored 20 Points In 10-Straight Games	12, LaToya Thomas, 2/1/01-3/20/01
Had All Five Starters In Double Figures	vs. Tulsa, 11/26/23
Had Six Players Scored In Double Figures.....	6, vs Charlotte 12/7/25
Had Five Players Scored In Double Figures In Two-Straight Games ...	2, vs Alabama State, 12/17 and at La Salle, 12/20/25
Made 15 Field Goals	18, Rickea Jackson vs. McNeese State, 12/1/21
Made 20 Field Goals	20, LaToya Thomas vs. Tulsa, 11/17/02
Made 10 Three-Point Field Goals	10, Lauren Park-Lane at Colorado State, 12/20/23
Made 10 Free Throws.....	10, Jerkaila Jordan at Penn Sate, 3/28/24
Made 15 Free Throws.....	18, Jennifer Fambrough vs. Northwestern State, 12/19/98
Had 15 Rebounds	16, Favour Nwaedozi at La Salle, 12/20/25
Had 20 Rebounds	23, Favour Nwaedozi vs Southern Miss, 12/14/25
Had 25 Rebounds	25, Teaira McCowan vs. Louisville, 3/30/18
Had 15 Rebounds In Consecutive Games.....	Favour Nwaedozi, 11/9/25 - 11/13/25
Had 10 Rebounds In Five-Straight Games.....	5, Chandler Prater, 12/7/25 - 12/28/25
Had Four Players Record 10 Rebounds	Francis, Lampley, Nwaedozi, Prater, vs. Samford, 12/28/25
Had 10 Offensive Rebounds	11, Jessika Carter vs. Jackson State, 12/14/23
Had 10 Defensive Rebounds.....	10, Favour Nwaedozi at La Salle, 12/20/25
Had 15 Defensive Rebounds.....	15, Madina Okot at Vanderbilt, 2/13/25
Had 10 Assists	10, Destiney McPhaul, vs Samford, 12/28/25
Had 15 Assists	17, Polly Branch vs. Bryan, 2/1/86
Blocked Five Shots	7, Madison Francis, vs. Charlotte, 12/7/25
Blocked 10 Shots	10, Martha Alwal vs. Jacksonville State, 11/11/11
Had Six Steals.....	6, Destiney McPhaul, at La Salle, 12/20/25
Had Seven Steals	7, Mjracle Sheppard vs. Kennesaw State, 12/11/23
Had 20 Points And 10 Assists.....	Lauren Park-Lane, 20 points and 10 assists vs. Miami (Fla.), 11/29/23
Had 20 Points And 15 Rebounds.....	Favour Nwaedozi, 21 points and 23 rebounds vs Southern Miss, 12/14/25
Had 20 Points And 20 Rebounds.....	Favour Nwaedozi, 21 points and 23 rebounds vs Southern Miss, 12/14/25
Had A Double-Double In Three-Straight Games.....	5, Chandler Prater, 12/7/25 - 12/28/25
Had A Double-Double In Five-Straight Games	5, Chandler Prater, 12/7/25 - 12/28/25
Had 2+ Players Record A Double-Double	Francis, Lampley, Nwaedozi, Prater, vs. Samford, 12/28/25
Had 3+ Players Record A Double-Double	Francis, Lampley, Nwaedozi, Prater, vs. Samford, 12/28/25
Had 4+ Players Record A Double-Double	Francis, Lampley, Nwaedozi, Prater, vs. Samford, 12/28/25
Had 10 Double-Doubles In A Season.....	12, Madina Okot, 2024-25
Had A Triple-Double	Darrione Rogers, 14 points, 12 rebounds, 10 assists vs. Mississippi Valley State, 12/29/23
Had 15 Points, 10 Assists and Five Steals.....	Destiney McPhaul, 16 points, 10 assists, Six steals at La Salle, 12/20/25
Had 15 Points, 10 Rebounds and Five Steals	Madina Okot, 17 points, 12 rebounds, Five steals, vs. Alabama State, 11/13/24
Had 15 Points, 10 Rebounds and Five Assists	Eniya Russell, 16 points, 10 rebounds, six assists at UMES, 12/20/24
Has 25 Points, Five Rebounds and Five Assists	Chandler Prater, 25 points, five rebounds, five assists, vs MVSU, 11/9/25

1 MISSISSIPPI STATE 66, DAVIDSON 57
Nov. 3, 2025 | Starkville, Miss. | Humphrey Coliseum | 3,462





Official Basketball Box Score - Final

Davidson at Mississippi St.

11/03/25 Humphrey Coliseum, Starkville

2025-26 Women's Basketball

Game Time: 6:32 PM

Game Duration: 2:04

Attendance: 3,462

Davidson - 57

Record: 0-1

Officials: Royce Belevins, Talisa Green, Pusani Spurlock

NO.	Name		Min	FG		3P	FT		Rebounds		Fouls		TP	AS	TO	ST	Blocks		+/-	Shooting By Period				
				M-A	M-A		M-A	O	D	O	P	F					BS	BA		1st	FG%	1st	FG%	1st
26	Edina Strausz	C	11:29	1-2	0-0	4-6	2	0	2	1	3	6	1	2	2	0	0	0	0	0	1st	FG%	5-18	27.8%
7	Katie Donovan	G	37:50	2-5	2-2	0-0	0	5	5	4	2	6	4	3	3	0	1	-4	0	0	3PT%	1-6	16.7%	
14	Kyra Bruyndoncx	G	20:51	2-7	0-1	0-0	0	1	1	3	1	4	0	1	1	0	1	-18	0	0	FT%	3-4	75%	
21	Charlise Dunn	G	36:38	3-13	1-5	4-4	0	4	4	3	2	11	1	2	1	0	2	-8	0	0	2nd	FG%	7-12	58.3%
44	Emilie Bessell	G	09:55	0-0	0-0	2-2	0	0	0	0	2	2	0	1	0	0	0	-4	0	0	3PT%	1-2	50.0%	
10	Ines Garcia Monje		25:07	4-9	0-2	3-4	3	3	6	4	5	11	1	3	1	0	1	-6	0	0	FT%	2-2	100%	
17	Candice Lienafa		05:34	0-0	0-0	0-0	0	0	0	0	0	1	0	0	0	0	0	-4	0	0	3rd	FG%	2-9	22.2%
13	Sienna Dauer		17:13	1-2	0-0	0-0	0	3	3	1	2	2	0	1	1	1	0	-9	0	0	3PT%	0-2	0.0%	
11	Angeliki Ziaka		16:39	2-6	1-3	0-0	0	0	0	1	0	5	1	0	1	0	2	4	0	0	4th	FG%	4-13	30.8%
3	Jasmine Timmerman		02:55	2-3	0-1	0-0	0	0	0	0	0	4	0	0	0	0	0	3	0	0	3PT%	2-4	50.0%	
4	Elena Alvarez Castellanos		16:20	1-5	0-0	4-4	0	1	1	4	2	6	3	4	0	0	0	5	0	0	FT%	3-4	75%	
Team								3 2 5		0 0												GM FG% 18-52 34.6%		
Totals				18-52		4-14		17-20		8 19 27		21 20		57 11		17 10		1 7 -9				FT% 17-20 85.0%		

Major Fouls: NONE


Dead Ball Rebounds: 1,0

Mississippi St. - 66															Record: 1-0																													
NO. Name		Min	FG M-A	3P M-A	FT M-A	Rebounds OR DR TOT			Fouls PF FD		TP	AS	TO	ST	Blocks BS BA		+/-	Shooting By Period																										
25	Favour Nwaedoz	F 28:52	3-10	0-0	4-7	7	3	10	3	4	10	0	1	2	0	0	5	1st FG% 7-16	43.8%																									
33	Kharyssa Richardson	F 29:10	2-9	0-0	2-2	1	5	6	3	3	6	0	3	1	0	0	9	3PT% 1-3	33.3%																									
2	Destiny McPhaul	G 37:18	6-10	2-5	6-6	1	4	5	3	4	20	2	2	2	0	0	15	FT% 0-0	0%																									
4	Trayanna Crisp	G 22:12	0-1	0-1	3-4	0	0	0	4	3	3	0	2	0	0	0	3	2nd FG% 6-14	42.9%																									
5	Chandler Prater	G 21:52	3-4	1-1	1-2	0	7	7	4	1	8	2	3	3	0	0	-3	3PT% 2-3	66.7%																									
40	Madison Francis	31:09	3-8	0-1	2-4	1	3	4	3	2	8	1	3	0	6	1	11	FT% 2-3	66.7%																									
10	Jaylah Lampley	27:10	4-9	0-1	3-6	3	3	6	0	4	11	1	2	2	1	0	10	3rd FG% 5-13	38.5%																									
8	Awa Fane	02:18	0-0	0-0	0-0	0	0	0	0	0	0	0	1	0	0	0	-5	3PT% 0-2	0.0%																									
Team																		FT% 6-8	75%																									
Totals			21-51	3-9	21-31	14	28	42	20	21	66	6	18	10	7	1	9	4th FG% 3-8	37.5%																									
																				Major Fouls: NONE																								
																				GM FG% 21-51 41.2%																								
																				3PT% 3-9 33.3%																								
																				FT% 21-31 67.7%																								
																				Dead Ball Rebounds: 7,0																								

DC		STATE		Points from		DC	STATE
Biggest lead		7 (2 nd 4:43)		10 (4 th 1:23)		Turnovers	15 18
Best Scoring Run		8 (2 nd 9:24)		7 (2 nd 3:23)		Paint	26 28
Lead Changes		4		4		Second Chance	4 18
Times Tied		7		7		Fast Breaks	2 6
Time with Lead		07:23		28:44		Bench	28 19

3 MISSISSIPPI STATE 104, MISSISSIPPI VALLEY 43
Nov. 9, 2025 | Starkville, Miss. | Humphrey Coliseum | 3,462





Official Basketball Box Score - Final

Mississippi Val. at Mississippi St.

11/09/25 Humphrey Coliseum, Starkville

2025-26 Women's Basketball

Game Time: 2:02 PM

Game Duration: 1:44

Attendance: 3,566

Mississippi Val. - 43

Record: 0-1

Officials: Timothy Greene, Angel Kent, Nicole Brannon

NO.	Name	Min	FG	3P	FT	Rebounds	Fouls	TP	AS	TO	ST	Blocks		+/-	Shooting By Period				
												M-A	M-A		M-A	OR	DR	PF	FD
21	Ariel Jefferson	F 23:35	4-7	0-1	0-0	3 1 4	2 0	8	0	1	1	1	2	-36	1st	FG%	3-15	20.0%	
12	Nairobi Lewis	C 16:45	0-3	0-0	1-2	0 2 2	2 1	1	0	3	0	1	1	-24	3PT%	2-7	28.6%		
3	Kylah McCullers	C 17:30	4-9	2-5	0-0	0 0 0	3 1	10	1	2	2	1	1	-28	FT%	0-0	0%		
5	Jaeda Murphy	G 28:51	3-7	0-0	0-1	1 1 2	1 1	6	3	3	2	0	2	-38	2nd	FG%	5-14	35.7%	
7	Janiya Jones	G 24:33	2-10	2-8	0-0	2 2 2	1 0	6	0	2	2	0	0	-28	3PT%	0-6	0.0%		
1	Poetrie Dace	20:00	0-3	0-3	0-0	3 3 3	3 0	0	0	2	3	0	1	-31	FT%	1-2	50%		
30	Keanna Coburn	14:43	1-3	0-0	0-0	2 2 4	0 4	2	0	0	0	0	1	-23	3rd	FG%	7-15	46.7%	
2	Sydney Marshall	19:05	2-4	0-0	2-2	0 2 2	0 3	6	2	4	0	0	0	-36	3PT%	2-5	40.0%		
0	Taylor Crawford	12:49	2-6	0-1	0-0	1 0 1	2 0	4	1	2	0	0	0	-22	FT%	0-0	0%		
15	Aaliyah Taylor	10:19	0-4	0-3	0-0	0 0 0	0 1	0	0	1	0	0	0	-21	4th	FG%	3-16	18.8%	
25	Sydney Thompson	06:53	0-3	0-2	0-0	0 1 1	4 1	0	0	1	0	0	0	-19	3PT%	0-5	0.0%		
10	Caiside Snapp	04:57	0-1	0-0	0-0	1 1 2	0 0	0	1	0	0	0	1	-14	FT%	2-2	100%		
Team						3 1 4	0	0	0	0	0	0	0	GM	FG%	18-60	30.0%		
Totals			18-60	4-23	3-4	9 16 25	23 7	43	8	21	10	4	11	-64	3PT%	4-23	17.4%		
															FT%			3-4	75.0%
Major Fouls: NONE																			
Dead Ball Rebounds: 0,0																			

Mississippi St. - 107															Record: 1-0															Shooting By Period														
NO.	Name	Min	FG M-A	3P M-A	FT M-A	Rebounds OR DR TOT	Fouls PF FO	TP	AS	TO	ST	Blocks BS BA	+/-		1st FG% 10-18	55.6%																												
25	Favour Nwaedoz	F 19:03	3-6	0-0	1-4	8 8 16	0 3	7	1	1	3	2	0	32	3PT% 2-4	50.0%																												
33	Kharyssa Richardson	F 19:15	3-7	0-1	2-2	0 2 2	1 1	8	1	0	0	2	0	23	FT% 2-2	100%																												
2	Destiny McPhaul	G 24:55	3-6	0-1	3-3	0 2 2	0 2	9	3	1	2	0	0	31	2nd FG% 8-13	61.5%																												
4	Trayanna Crisp	G 16:47	1-2	1-1	0-0	0 2 2	0 2	3	3	0	2	0	1	30	3PT% 3-4	75.0%																												
5	Chandler Prater	G 22:32	6-11	4-6	9-9	2 3 5	0 5	25	5	2	0	0	1	44	FT% 6-9	66.7%																												
8	Awa Fane	20:30	2-6	1-2	0-0	0 2 2	1 0	5	1	0	1	0	1	36	3rd FG% 8-19	42.1%																												
10	Jaylah Lampley	23:15	4-11	1-2	0-0	3 2 5	2 1	9	3	5	0	0	1	28	3PT% 3-8	37.5%																												
40	Madison Francis	24:25	7-12	1-4	2-2	4 4 8	0 2	17	3	2	2	5	0	46	FT% 8-9	88.9%																												
22	Nataliyah Gray	15:11	4-5	0-0	7-9	1 6 7	2 5	15	1	3	1	0	0	24	4th FG% 11-21	52.4%																												
23	Faith Wylder	08:17	0-0	0-0	0-0	0 1 1	1 0	0	0	0	1	1	0	14	3PT% 0-1	0.0%																												
13	Rocio Jiménez	05:00	4-5	0-0	1-2	2 1 3	0 2	9	0	0	1	1	0	12	FT% 9-11	81.8%																												
Team							1 1 2	0	0	0					GM FG% 37-71	52.1%																												
Totals			37-71 8-17 25-31				21 34 55	7 23	107	21	14	13	11	64	3PT% 8-17	47.1%																												
															Major Fouls: NONE																													
															Dead Ball Rebounds: 3/0																													

5

MISSISSIPPI STATE 62, TEXAS TECH 69

Nov. 20, 2025 | Lubbock, Texas | United Supermarkets Arena | 3,652





Official Basketball Box Score - Final

Mississippi St. at Texas Tech

11/20/25 United Supermarkets Arena, Lubbock, TX

2025-26 Women's Basketball

Game Time: 6:00 PM

Game Duration: 2:11

Attendance: 3,652

Record: 4-1

Mississippi St. - 62

NO.	Name	Min	FG	3P	FT	Rebounds	Fouls	TP	AS	TO	ST	Blocks	+/-
			M-A	M-A	M-A	OR DR TOT	PF FD					BS BA	
25	Favour Nwaedoz	F 23:51	4-8	0-0	1-2	2 7 9	4 1	9	1	2	0	2 0	-7
40	Madison Francis	F 23:09	5-12	0-2	0-1	0 4 4	5 1	10	0	3	0	1 1	6
2	Destiny McPhaul	G 32:10	4-7	2-5	2-2	1 3 4	0 1	12	4	1	1	1 0	-10
4	Trayanna Crisp	G 31:25	2-6	2-4	6-6	0 2 2	1 5	12	0	2	0	0 0	-12
5	Chandler Prater	G 25:49	1-6	0-0	5-6	2 4 6	4 6	7	2	4	1	0 0	-3
33	Kharyssa Richardson	24:44	1-5	0-0	1-2	1 8 9	3 1	3	0	3	0	1 0	0
1	Saniiyah King	21:10	1-5	1-4	2-2	0 4 4	1 3	5	0	1	1	0 0	-10
10	Jaylah Lampley	10:49	1-2	0-0	0-0	0 0 0	0 0	2	1	2	0	0 0	6
8	Awa Fane	05:32	1-2	0-1	0-0	0 0 0	2 0	2	0	2	0	0 0	0
13	Rocio Jiménez	01:21	0-0	0-0	0-0	0 0 0	0 0	0	1	0	1	0 0	-5
Team						0 1 1	0 0	0	1	0	0	0 0	
Totals			20-53	5-16	17-21	6 33 39	20 18	62	8	22	3	6 1	-7

Shooting By Period

1st FG%	10-19	52.6%
3PT%	3-7	42.9%
FT%	8-10	80%
2nd FG%	1-3	7.7%
3PT%	0-2	0.0%
FT%	0-0	0%
3rd FG%	5-11	45.5%
3PT%	0-3	0.0%
FT%	2-2	100%
4th FG%	4-10	40.0%
3PT%	2-4	50.0%
FT%	7-9	77.8%
GM FG%	20-53	37.7%
3PT%	5-16	31.3%
FT%	17-21	81.0%

Major Fouls: NONE

Dead Ball Rebounds: 3, 0

Record: 1-4

Alcorn St. - 51

NO.	Name	Min	FG	3P	FT	Rebounds	Fouls	TP	AS	TO	ST	Blocks	+/-
			M-A	M-A	M-A	OR DR TOT	PF FD					BS BA	
2	Nakia Cheatham	F 26:53	4-11	1-5	2-5	1 4 5	3 4	11	1	2	2	0 1	6
5	Jazlyn Johnson	G 13:05	2-7	1-3	0-0	2 2 4	1 0	5	0	0	0	0 0	-3
10	Dalayia Hurt-Floyd	G 10:41	3-6	0-1	0-1	0 2 2	3 2	6	0	4	2	0 0	-4
11	Leyah Houston	G 09:34	0-1	0-0	0-0	0 0 0	1 0	0	0	2	0	0 0	-11
24	Kiarra Henderson	G 29:01	5-8	1-1	0-1	1 3 4	3 3	11	4	3	1	1 1	-5
30	Maya Claytor	28:54	4-11	4-10	0-0	0 5 5	1 1	12	1	1	1	0 0	-14
13	Lauren Nelson	20:58	1-4	1-3	1-2	1 1 2	5 2	4	2	2	0	0 0	-4
14	Arene Iyemekpolor	17:41	0-3	0-1	0-0	0 0 0	1 0	0	1	3	0	0 0	-11
15	Jeaneane Anderson	09:01	0-1	0-0	2-2	0 0 0	2 1	2	1	1	2	0 0	-4
25	Chrisumti Walker	18:50	0-2	0-0	0-0	1 3 4	2 0	0	3	1	0	1 0	-14
3	Jayda Bowen	10:17	0-1	0-0	0-0	0 0 0	0 1	0	0	3	0	0 0	-10
Team						5 3 8	0 0	0	0	1			
Totals			19-55	8-24	5-11	11 23 34	22 14	51	13	24	7	1 4	-14

Shooting By Period

1st FG%	2-13	15.4%
3PT%	0-5	0.0%
FT%	0-0	0%
2nd FG%	4-11	36.4%
3PT%	2-5	40.0%
FT%	0-1	0%
3rd FG%	5-15	33.3%
3PT%	3-8	37.5%
FT%	2-4	50%
4th FG%	8-16	50.0%
3PT%	3-6	50.0%
FT%	3-6	50.0%
GM FG%	19-55	34.5%
3PT%	8-24	33.3%
FT%	5-11	45.5%

Major Fouls: Team (TF) 1 8 10 00

Dead Ball Rebounds: 3, 1

Record: 6-0

Texas Tech - 69

NO.	Name	Min	FG	3P	FT	Rebounds	Fouls	TP	AS	TO	ST	Blocks	+/-
			M-A	M-A	M-A	OR DR TOT	PF FD					BS BA	
1	Jalynn Bristol	F 29:42	7-18	1-3	3-4	2 3 5	3 2	18	3	4	2	0 2	4
11	Sarange Sarogo	F 04:05	0-0	0-0	0-0	0 0 0	2 0	0	0	1	0	0 0	-7
2	Gemma Nunez	G 28:45	1-5	0-1	2-2	1 2 3	2 1	4	4	1	4	0 1	16
5	Denae Fritz	G 34:33	1-6	0-4	0-0	1 1 2	2 2	2	0	0	2	0 0	11
20	Bailey Maupin	G 36:31	6-11	1-3	4-4	2 7 9	2 9	17	3	2	2	0 1	14
23	Jada Malone	20:09	4-8	0-0	1-1	2 2 4	2 1	9	0	2	1	0 2	2
0	Snudda Collins	31:37	6-16	1-3	4-6	0 8 8	2 5	17	1	2	0	1 0	3
10	Sidney Love	14:39	1-2	0-0	0-0	0 1 1	3 0	2	0	1	0	0 0	-8
Team						0 4 4	0 0	0	0				
Totals			26-66	3-19	14-17	8 28 36	18 20	69	11	13	11	1 6	7

Shooting By Period

1st FG%	6-16	37.5%
3PT%	0-5	0.0%
FT%	4-4	100%
2nd FG%	7-15	46.7%
3PT%	1-4	25.0%
FT%	0-2	0%
3rd FG%	5-17	29.4%
3PT%	1-6	16.7%
FT%	1-2	50%
4th FG%	8-18	44.4%
3PT%	1-4	25.0%
FT%	9-9	100%
GM FG%	26-66	39.4%
3PT%	3-19	15.8%
FT%	14-17	82.4%

Major Fouls: NONE

Dead Ball Rebounds: 2, 0

Record: 5-1

Mississippi St. - 65

NO.	Name	Min	FG	3P	FT	Rebounds	Fouls	TP	AS	TO	ST	Blocks	+/-
			M-A	M-A	M-A	OR DR TOT	PF FD					BS BA	
25	Favour Nwaedoz	F 21:58	2-4	0-0	0-2	1 3 4	3 2	4	1	2	1	2 0	27
40	Madison Francis	F 30:31	4-6	1-3	6-6	2 4 6	2 4	15	4	3	3	1 0	16
2	Destiny McPhaul	G 27:36	3-7	2-4	1-2	0 3 3	1 2	9	2	1	2	0 0	21
4	Trayanna Crisp	G 18:39	3-8	2-6	0-0	0 2 2	0 0	8	3	2	0	0 0	17
5	Chandler Prater	G 20:38	2-6	2-4	2-4	2 3 5	6 4	8	4	2	2	0 0	20
1	Saniiyah King	21:21	0-5	0-3	2-2	0 1 1	2 1	2	0	1	2	0 0	-3
33	Kharyssa Richardson	23:59	3-6	0-0	4-4	0 3 3	2 2	10	1	2	2	0 0	-7
10	Jaylah Lampley	19:54	3-12	1-5	2-5	6 4 10	1 3	9	0	2	2	0 0	-6
8	Awa Fane	11:52	0-2	0-2	0-0	2 2 4	2 1	0	0	2	0	0 0	-7
22	Nataliyah Gray	03:32	0-1	0-1	0-2	1 0 1	1 1	0	1	1	0	1 0	-8
Team						3 3 6	0 0	0	0				
Totals			20-57	8-28	17-27	18 28 46	14 22	65	16	18	14	4 1	14

Shooting By Period

1st FG%	4-12	33.3%
3PT%	2-7	28.6%
FT%	7-10	70%
2nd FG%	7-15	46.7%
3PT%	3-9	33.3%
FT%	0-2	0%
3rd FG%	4-13	30.8%
3PT%	2-4	50.0%
FT%	6-6	100%
4th FG%	5-17	29.4%
3PT%	1-8	12.5%
FT%	4-9	44.4%
GM FG%	20-57	35.1%
3PT%	8-28	28.6%
FT%	17-27	63.0%

Major Fouls: NONE

Dead Ball Rebounds: 5, 0

Record: 6-1

Mississippi St. - 69

NO.	Name	Min	FG	3P	FT	Rebounds	Fouls	TP	AS	TO	ST	Blocks	+/-
			M-A	M-A	M-A	OR DR TOT	PF FD					BS BA	
25	Favour Nwaedoz	F 25:25	5-8	0-0	3-4	2 4 6	4 2	13	3	2	0	0 0	17
40	Madison Francis	F 32:32	7-11	1-2	2-2	3 3 6	4 2	17	3	0	1	6 0	17
2	Destiny McPhaul	G 35:28	4-8	1-4	0-2	0 3 3	3 2	9	5	4	0	0 0	18
4	Trayanna Crisp	G 30:22	2-4	1-2	0-0	0 1 1	2 1	5	4	2	0	0 1	23
5	Chandler Prater	G 22:49	4-7	1-2	4-4	1 4 5	2 4	13	4	3	1	0 0	26
33	Kharyssa Richardson	16:06	2-7	0-0	1-1	0 3 3	4 2	5	0	1	1	0 0	3
1	Saniiyah King	24:56	2-2	1-1	0-0	0 2 2	0 3	5	1	2	1	0 0	7
10	Jaylah Lampley	12:22	1-2	0-0	0-0	0 3 3	2 0	0	0	2	0	0 0	-1
Team						0 1 1	0 0	0	0				
Totals			27-49	5-11	10-13	6 24 30	21 16	69	20	16	4	6 1	22

Shooting By Period

1st FG%	7-14	50.0%
3PT%	2-3	66.7%
FT%	2-2	100%
2nd FG%	6-14	42.9%
3PT%	1-2	50.0%
FT%	4-4	100%
3rd FG%	7-11	63.6%
3PT%	1-4	25.0%
FT%	1-2	50%
4th FG%	7-10	70.0%
3PT%	1-2	50.0%
FT%	3-5	60%
GM FG%	27-49	55.1%
3PT%	5-11	45.5%
FT%	10-13	76.9%

Major Fouls: NONE

Dead Ball Rebounds: 1, 0

Record: 7-1

Mississippi St. - 66

NO.	Name	Min	FG	3P	FT	Rebounds	Fouls	TP	AS	TO	ST	Blocks	+/-
			M-A	M-A	M-A	OR DR TOT	PF FD					BS BA	
25	Favour Nwaedoz	F 21:34	6-10	0-0	1-3	3 4 7	3 3	13	2	2	0	0 1	9
40	Madison Francis	F 36:03	3-10	0-1	2-2	8 5 13	2 4	8	2	5	2	3 0	16
2	Destiny McPhaul	G 33:40	4-8	1-3	0-0	0 0 0	2 2	9	3	2	2	0 0	18
4	Trayanna Crisp	G 30:50	4-9	1-3	0-0	2 2 4	0 0	9	2	2	2	0 0	7
5	Chandler Prater	G 19:01	1-7	0-2	0-0	2 1 3	4 0	2	3	2	0	0 1	3
1	Saniiyah King	13:38	2-5	0-1	0-0	0 1 1	1 2	4	1	1	0	0 0	2
10	Jaylah Lampley	22:51	4-7	2-5	0-0	1 4 5	0 10	0	0	2	0	0 0	6
33	Kharyssa Richardson	19:30	2-6	0-0	7-7	3 1 4	1 6	11	1	2	0	1 0	1
22	Nataliyah Gray	02:53	0-1	0-0	0-0	0 0 0	1 0	0	0	1	0	0 0	-2
Team						0 1 1	0 0	0	0	1			
Totals			26-63	4-15	10-12	19 19 38	10 19	66	14	18	8	4 2	12

Shooting By Period

1st FG%	9-19	47.4%
3PT%	2-5	40.0%
FT%	0-0	0%
2nd FG%	3-15	20.0%
3PT%	0-3	0.0%
FT%	4-4	100%
3rd FG%	7-14	50.0%
3PT%	0-1	0.0%
FT%	5-5	100%
4th FG%	7-15	46.7%
3PT%	2-6	33.3%
FT%	1-3	33.3%
GM FG%	26-63	41.3%
3PT%	4-15	26.7%
FT%	10-12	83.3%

Major Fouls: NONE

Dead Ball Rebounds: 1, 0

Record: 5-2

ULM - 54

NO.	Name	Min	FG	3P	FT	Rebounds	Fouls	TP	AS	TO	ST	Blocks	+/-
			M-A	M-A	M-A	OR DR TOT	PF FD					BS BA	
35	Asia Barclay	F 16:23	1-1	0-0	0-0	0 1 1							

9

MISSISSIPPI STATE 79. PITT 44

Dec. 4, 2025 | Starkville, Miss. | Humphrey Coliseum | 3,433



10

MISSISSIPPI STATE 89. CHARLOTTE 59

Dec. 7, 2025 | Starkville, Miss. | Humphrey Coliseum | 3,473



Official Basketball Box Score - Final
Pittsburgh at Mississippi St.
 12/04/25 Humphrey Coliseum, Starkville
 2025-26 Women's Basketball

Game Time: 6:02 PM
Game Duration: 1:41
Attendance: 3,433

Officials: Felicia Grinter, Teresa Stuck, Sall Esbo

Pittsburgh - 44			Record: 6-5												
NO.	Name	Min	FG M-A	3P M-A	FT M-A	Rebounds OR DR TOT	Fouls PF FO	TP	AS	TO	ST	Blocks BS BA	+/-		
13	Lauren Rust	F 38:15	0-5	0-0	0-0	1 3 4	0 0	0	2	3	1	2	1 -30		
1	Faitha Diakhate	F 27:30	2-5	0-0	4-6	1 3 4	1 4	1 8	0	3	0	0	30		
21	Theresa Hagans	G 25:56	0-11	0-2	0-0	1 5 6	1 1	0	2	1	3	0	-1		
2	Amijah Jenkins	G 16:34	1-1	1-2	0-0	2 2 2	0 1	1 4	0	0	0	0	-25		
23	Mikayla Johnson	G 30:32	3-17	0-5	4-7	0 6 6	3 5 10	0	1	5	0	0	42		
10	Angelo Le Faou	G 10:50	0-2	0-0	0-0	2 0 2	1 0	0	0	0	0	0	-24		
5	Jayda Queeley	14:04	0-3	0-0	2-4	0 3 3	1 3	2	0	2	0	1	-19		
8	Carla Vegas	15:35	5-8	5-7	0-0	0 1 1	1 0	15	0	0	0	0	-6		
15	Megan Hollingsworth	12:57	2-3	1-1	0-0	1 0 1	0 5	0	1	0	0	0	-10		
44	Macie Arzner	07:47	0-3	0-1	0-0	2 2 4	0 0	0	2	0	0	0	7		
Team						3 5 8	0	0	0	0					
Totals			13-59	7-17	11-19	11 30 41	10 14	44	7	18	4	3 5	-35		

Shooting By Period

1st FG% 3-14 21.4%

2nd FG% 1-1 100.0%

3rd FG% 1-2 50.0%

4th FG% 1-12 8.3%

5th FG% 0-1 0.0%

6th FG% 4-6 66.7%

7th FG% 4-14 28.6%

8th FG% 1-3 33.3%

9th FG% 5-9 55.6%

4th FG% 5-19 26.3%

3PT% 5-12 41.7%

FT% 1-2 50%

GM FG% 13-59 22.0%

3PT% 7-17 41.2%

FT% 11-19 57.9%

Major Fouls: NONE

Mississippi St. - 79

Mississippi St - 79

NO.	Name		Min	FG		3P	FT	Rebounds PF FT OT	Fouls PF FT OT	TP	AS	TO	ST	Blocks BS BA +/-	Shooting By Period		
				M/A	P/F											M/A	M/A
25	Favaro Nwaeozio	F	18:18	7-10	0-0	1-4	7	0	3	14	2	0	2	33	1 st FG% 8-19 42.1%		
40	Madison Francis	F	29:24	0-0	0-1	2-3	3	7	1	2	2	2	0	35	3PT% 2-8 25.0%		
2	Destiny McPaul	G	22:14	8-13	2-7	4-4	0	4	4	3	22	2	1	0	35	FT% 2-3 66.7%	
4	Trayanna Crisp	G	19:57	3-6	2-4	0-0	2	2	1	1	8	2	0	1	32	2 nd FG% 9-17 52.9%	
5	Chandler Prater	G	18:36	1-7	0-2	0-0	1	4	5	2	2	0	0	1	16	3PT% 2-3 66.7%	
1	Saniyah King	F	22:29	3-8	2-4	0-0	3	3	3	1	8	4	3	1	4	1 st FG% 12-21 57.1%	
10	Jaiyah Lampley	F	22:27	3-6	1-3	0-0	2	5	7	1	0	7	1	0	15	3PT% 2-5 40.0%	
33	Khayressa Richardson	F	20:26	2-7	0-0	0-0	0	5	5	1	0	4	2	0	0	25	FT% 2-3 66.7%
8	Awa Fane	F	13:48	2-3	0-0	0-0	0	1	1	4	1	0	0	0	-8	4 th FG% 4-16 25.0%	
22	Nataliyah Gray	F	05:22	0-2	0-1	0-0	2	2	1	0	0	0	1	0	-1	3PT% 1-6 16.7%	
13	Rocio Jimenez	F	06:55	0-1	0-0	0-0	0	1	1	2	0	0	1	0	-12	FT% 0-0 0%	
	Team					2	2	4	0	0	0	0	0	0			
Totals				33:73	7-22	6-9	11	40	51	14	10	79	18	8	9	5	35

Major Fouls: NONE

	PITT	STATE	Points from		PITT	STATE	Period by Period Scoring					
Biggest lead	3 (1 st 9:32)	49 (4 th 5:49)	Turnovers	6	23	PITT	1st	2nd	3rd	4th	TOT	
Best Scoring Run	16 (4 th 2:01)	13 (1 st 0:32)	Paint	10	44		STATE	20	22	28	9	79
Lead Changes		1	Second Chance	13	13							
Times Tied	0		Fast Breaks	0	14							
Time with Lead	01:18	38:26	Bench	22	23							

Dead Ball Rebounds: 1 0

11

MISSISSIPPI STATE 87, SOUTHERN MISS 64

Dec. 15, 2025 | Starkville, Miss. | Humphrey Coliseum | 3,833



Official Basketball Box Score - Final
Southern Miss. at Mississippi St.
 12/14/25 Humphrey Coliseum, Starkville
 2025-26 Women's Basketball

Game Time: 2:02 PM
Game Duration: 1:50
Attendance: 3,833

Officials: Fatou Cissoko-Stephens, Molly Caldwell, Brandon Enterline

Southern Miss. - 64			Record: 7-4																			
NO.	Name	Min	FG	M-A	FG	M-A	FT	OR	DR	TR	PF	F	TP	AS	TO	ST	Blocks					
																	BS	BA	+/-			
22	Sakya White	F 22:04	0-4	0-0	2-2	5	7	3	3	2	1	0	2	0	1	0	1	+17	1 st FG% 3-14 21.4%			
3	Jakayla Johnson	G 24:06	0-1	0-1	3-4	0	1	1	1	2	3	1	2	1	0	1	0	-20	3 ^{PT} % 2-8 25.0%			
8	Meloney Thames	G 28:40	2-11	1-7	0-0	4	2	6	0	3	5	4	2	0	0	1	0	-28	FT% 2-2 100.0%			
21	Carly Keats	G 31:30	3-11	3-8	0-0	0	0	0	0	1	0	9	4	3	0	0	0	-10	2 nd FG% 7-14 50.0%			
23	Hayleigh Breland	G 32:05	10-17	3-7	1-2	0	3	3	1	3	24	3	2	0	0	0	0	-19	3 ^{PT} % 2-3 66.7%			
35	Whitney Hart	07:44	0-1	0-0	0-0	0	0	0	0	2	0	0	0	0	0	1	0	-11	3 rd FG% 5-17 29.4%			
6	Brikayla Gray	16:14	0-2	0-1	0-0	2	2	1	1	1	0	0	0	0	0	0	0	-15	FT% 0-0 0.0%			
12	Morgan Sieper	16:26	5-6	5-6	0-0	1	1	1	3	0	15	0	1	0	0	0	0	4	4 th FG% 8-20 40.0%			
32	Timya Thurman	09:11	2-3	0-0	0-0	3	2	5	3	4	0	1	0	1	0	1	0	1	3 ^{PT} % 4-7 57.1%			
20	Je'Mya Evans	04:47	1-2	0-0	0-0	0	0	0	0	2	1	2	0	0	1	0	0	3	FT% 2-5 40.0%			
2	Ramiah Auguson	05:17	0-2	0-1	0-2	1	0	1	0	1	0	0	0	0	0	0	0	-7	GM FG% 23-65 35.4%			
10	Miriam Prince	01:36	0-0	0-0	0-0	0	0	0	0	0	0	0	0	0	0	0	0	4	3 ^{PT} % 13-21 38.7%			
Team																			FT% 6-10 60.0%			
Totals				23-65	12-31	6-10	11	19	30	17	14	64	13	12	4	1	4	-23	Dead Ball Rebounds: 1,0			
Major Fouls: NONE																						

Mississippi St. - 87				Record: 10-1				Major Goals: NONE											
NO. Name		Min	FG	3P	FT	Rebounds	Fouls	TP	AS	TO	Blocks			+/-					
			M-A	M-A	M-A	OR	PF				BS	BA							
25	Favour Nwaedozio	F 32:37	10-17	0-0	1-1	9	14	23	3	3	21	1	0	0	1st FG: 8-21 38.1%				
40	Madison Francis	F 25:26	2-11	0-0	3-4	3	2	5	2	2	7	0	1	1	0	3PT: 3-8 37.5%			
2	Destiny McPhaul	G 31:58	4-9	3-6	1-2	0	0	0	2	2	14	4	1	1	0	26			
4	Trayanna Crisp	G 33:27	4-10	1-5	2-4	0	3	3	1	3	12	4	3	1	0	30			
5	Chandler Prater	G 33:58	8-11	2-5	2-4	2	8	10	3	1	18	3	3	1	0	32			
10	Jaylah Lampley	25:04	3-7	0-1	2-4	3	6	9	1	4	8	3	2	0	1	21			
1	Sanyia King	02:37	0-0	0-0	0-0	0	0	0	0	0	0	0	0	0	0	3rd FG: 10-18 55.6%			
23	Faith Wylder	07:09	0-2	0-0	3-4	2	0	2	0	2	3	0	0	0	0	1			
8	Awa Fane	08:01	1-3	0-0	2-2	1	0	1	2	1	4	0	0	0	0	-15			
22	Nataliyah Gray	02:43	0-0	0-0	0-2	0	0	0	0	1	0	0	0	0	0	-11			
Team						1	1	2	0	0	1	5	4	1	23				
Totals			33-70	6-14	15-24	21	34	55	14	17	87	15	12	5	4	1	23		
Major Goals: NONE																			

	USM	STATE	Points from	USM	STATE	Period by Period Scoring					
Biggest lead	2 (1 st 8:31)	31 (4 th 3:34)	Turnovers	5	19	USM	1 st	2 nd	3 rd	4 th	TOT
Best Scoring Run	7 (4 th 1:27)	15 (3 rd 6:29)	Paint	20	22		10	18	14	22	64
Lead Changes		3	Second Chance	11	22						
Times Tied		0	Fast Breaks	8	16	STATE	21	19	28	19	87
Time with Lead	01:13	37:18	Bench	21	15						

12

MISSISSIPPI STATE 105, ALABAMA STATE 57

Dec. 15, 2025 | Starkville, Miss. | Humphrey Coliseum | 3,833



Official Basketball Box Score - Final
Alabama St. at Mississippi St.
12/17/25 Humphrey Coliseum, Starkville
2025-26 Women's Basketball

Game Time: 6:32 PM
Game Duration: 1:55
Attendance: 3,289

Officials: Talisa Green, Kevin Pethtel, Jeff Wooten

Alabama St. - 57			Record: 3-7															
NO.	Name	Min	FG M-A	FT M-A	Rebounds OR DR TOT	Fouls PF FO	TP	AS	TO	ST	Blocks BS BA	+/-	Shooting By Period					
7	Kaia Ponder	F 19:19	1-4	0-1	0-0	1 1 2	1 0	2	1	2	1 1 0	-28	1 st FG%	5-18	27.8%			
24	Sarahiah Puckett	F 09:40	0-2	0-0	1-2	1 1 3	2 1 1	0	1	0	0 0 0	-23	3PT%	0-5	0.0%			
0	Amari Franklin	G 13:29	1-4	1-2	0-0	1 1 2	1 0 3	3	1	3	0 0 1	-23	3PT%	0-1	0.0%			
2	Shamya Reid	G 34:34	4-10	0-5	4-6	1 1 2	1 3	12	2	5	0 0 1	-37	2 nd FG%	4-12	33.3%			
23	Charles Smith	G 09:23	1-4	0-2	0-0	0 0 0	0 0 0	2	0	0	0 0 0	-23	3PT%	1-2	50.0%			
20	Thayer McClendon	12:42	2-8	0-0	0-0	3 3 6	0 0	4	0	2	0 0 0	-22	3 rd FG%	5-15	33.3%			
22	Cleaira Peterson	09:22	2-3	0-0	0-2	0 0 0	4 1 4	0	0	1	0 1 1	-9	3PT%	0-3	0.0%			
4	Kaitlyn Bryant	13:08	0-3	0-1	0-0	0 3 3	0 0	0	0	1	0 0 0	-31	3PT%	4-10	40.0%			
6	Ny Keria Flowers	21:27	2-6	0-0	0-2	0 2 2	1 1 4	1	2	1	0 0 0	-28	4 th FG%	7-13	53.8%			
34	Jacqueline Osei	11:28	0-1	0-0	0-0	0 1 1	3 0 0	0	0	0	0 1 1	-19	3PT%	2-4	50.0%			
11	Caylee Simpson	16:59	1-2	0-0	4-4	2 2 4	2 3 6	1	5	0	0 1 0	-4	FT%	8-9	88.9%			
1	Alanah Pooler	12:12	3-5	2-3	1-2	1 0 1	2 1 9	0	0	1	1 0 1	0	GM FG%	21-58	36.2%			
3	Mayaka Walters-Norman	05:18	3-3	0-0	0-0	0 1 1	2 0 6	0	0	0	0 1 0	5	3PT%	3-14	21.4%			
5	Teganay Scott	11:00	1-3	0-0	2-2	0 0 0	0 1 4	3	0	0	0 0 0	2	FT%	12-20	60.0%			
Team						2 5 7	0	0	0	0			Dead Ball Rebounds: 5					
Totals			21-58	3-14	12-20	13 21 34	19 11 57	9	21	4	2 8 1	-48						

Mississippi St. - 105		Record: 11-1										Opponent Totals: 105-117										
NO. Name	Min	FG		3P		FT		Rebounds		Fouls		P		AS		TO		Blocks		Shooting By Period		
		M-A	M-A	M-A	M-A	OR	DR	OR	DR	PF	FD	2P	AS	TO	1	1	BS	BA	1st	2nd	3rd	4th
25 Favour Nwaedoz	16	4-7	8-9	0-0	4-5	3	3	6	0	4	20	1	0	1	1	0	1	0	1	0	37	1st FG: 12-25 48.0%
40 Madison Francis	F	30:14	12-16	2-3	4-6	6	4	10	1	4	30	2	2	3	4	0	48	48	3rd FG: 3-6 50.0%			
2 Destiny McPhaul	G	18:27	0-2	0-1	0-0	0	1	1	1	1	0	4	1	2	0	0	30	30	FT%: 7-9 77.8%			
4 Trayanna Crisp	G	22:43	3-6	2-4	0-0	0	2	2	0	0	8	7	0	1	0	0	47	47	3rd FG: 10-16 62.5%			
5 Chandler Pater	D	24:32	3-10	0-2	4-4	4	7	11	2	2	10	2	0	1	0	0	33	33	FT%: 3-4 75%			
10 Jaylah Lampson	F	29:35	5-9	2-3	0-0	1	3	4	1	1	12	2	1	1	1	0	23	23	3rd FG: 9-16 56.3%			
33 Kharyssa Richardson	F	19:08	4-11	1-2	6-7	3	3	5	2	5	15	2	1	0	1	0	20	20	1st FG: 14-25 56.0%			
8 Awa Fane	D	20:10	1-7	0-1	1-2	2	1	3	2	1	3	4	3	3	0	1	14	14	FT%: 5-6 83.3%			
23 Faith Wylder	O	05:16	0-0	0-0	0-0	0	0	0	0	2	0	0	0	0	1	0	-1	-1	4th FG: 8-21 38.1%			
22 Nataliyah Gray	T	10:17	2-3	0-1	1-2	1	2	3	0	1	5	0	0	1	0	0	-4	-4	3PT%: 1-5 20.0%			
13 Riccio Jimenez	D	02:51	1-5	0-0	0-0	2	0	2	0	0	2	0	0	0	0	1	-7	-7	FT%: 5-7 71.4%			
Team									1	2	4	0	0	1						GM FG%: 39-78 50.0%		
Totals			39-78	7-17	20-26	22	27	49	11	19	105	24	9	13	8	2	48	48		3PT%: 7-17 41.2%		

	ASU	STATE		Points from ASU	STATE	Period by Period Scoring					
Biggest lead	0 (1 st 10:00)	54 (4 th 7:32)	Turnovers	7	26						
Best Scoring Run	8 (4 th 2:19)	18 (2 nd 6:06)	Paint	28	62						
Lead Changes			Second Chance	10	18	ASU	10	9	14	24	
Times Tied	0		Fast Breaks	7	13						
Time with Lead	00:00	39:48	Bench	37	37	STATE	34	25	24	105	

Game Notes: 136 (1Q), Alabama St. 34, J. Ose Eloquent 1 •

13 MISSISSIPPI STATE 85, LA SALLE 37
Dec. 20, 2025 | Philadelphia, Pa. | John E. Glaser Arena | 490

Official Basketball Box Score - Final
Mississippi St. at La Salle
12/20/25 John E. Glaser Arena, Philadelphia
2025-26 Women's Basketball
Game Time: 12:00 PM
Game Duration: 1:45
Attendance: 490
Officials: Bryan Brunette, Kaitlyn Tortorice, Trevor Inouye
Record: 12-1
Shooting By Period
1st FG% 10-18 55.6%
3PT% 2-5 40.0%
FT% 2-2 100%
2nd FG% 7-15 46.7%
3PT% 1-6 16.7%
FT% 3-7 42.9%
3rd FG% 7-17 41.2%
FT% 1-2 50%
4th FG% 10-20 50.0%
3PT% 1-3 33.3%
FT% 4-4 100%
GM FG% 34-70 48.6%
3PT% 7-21 33.3%
FT% 10-12 83.3%
Dead Ball Rebounds: 2, 0
Major Fouls: NONE

La Salle - 37
Record: 8-4
Shooting By Period
1st FG% 4-7 22.2%
3PT% 1-2 28.6%
FT% 2-2 100%
2nd FG% 3-13 23.1%
3PT% 1-4 25.0%
FT% 1-2 50%
3rd FG% 4-17 23.5%
FT% 1-4 25.0%
4th FG% 4-14 28.6%
3PT% 0-5 0.0%
FT% 0-0 0%
GM FG% 15-62 24.2%
3PT% 4-20 20.0%
FT% 3-5 60.0%
Dead Ball Rebounds: 2, 0
Major Fouls: NONE

Points from Turnovers MSS LAS
Paint 46 22
Second Chance 16 9
Fast Breaks 21 3
Bench 32 14
Period by Period Scoring
1st 2nd 3rd 4th TOT
MSS 24 18 18 25 85
LAS 12 8 9 8 37

15 MISSISSIPPI STATE 75, AUBURN 53
Jan. 1, 2026 | Starkville, Miss. | Humphrey Coliseum | 3,710

Official Basketball Box Score - Final
Auburn at Mississippi St.
01/01/26 Humphrey Coliseum, Starkville
2025-26 Women's Basketball
Game Time: 6:32 PM
Game Duration: 1:51
Attendance: 3,710
Officials: Angelica Sufren, Kristen Bell, Travis Jones
Record: 11-4 (0-1)
Shooting By Period
1st FG% 3-11 27.3%
3PT% 0-4 0.0%
FT% 1-5 20%
2nd FG% 6-13 46.2%
3PT% 0-3 0.0%
FT% 4-6 66.7%
3rd FG% 4-16 25.0%
3PT% 1-4 25.0%
FT% 7-7 100%
4th FG% 6-14 42.9%
3PT% 1-4 25.0%
FT% 1-2 50%
GM FG% 19-54 35.2%
3PT% 2-15 13.3%
FT% 13-20 65.0%
Dead Ball Rebounds: 4, 0
Major Fouls: NONE

Mississippi St. - 75
Record: 14-1 (1-0)
Shooting By Period
1st FG% 6-15 40.0%
3PT% 2-5 40.0%
FT% 0-0 0%
2nd FG% 7-14 50.0%
3PT% 1-4 25.0%
FT% 3-3 100%
3rd FG% 6-16 37.5%
3PT% 2-6 33.3%
FT% 6-8 75%
4th FG% 8-14 57.1%
3PT% 2-6 33.3%
FT% 6-6 83.3%
GM FG% 27-59 45.8%
3PT% 7-21 33.3%
FT% 14-17 82.4%
Dead Ball Rebounds: 2, 1
Major Fouls: NONE

Points from Turnovers AU STATE
Paint 21 9
Second Chance 7 20
Fast Breaks 19 6
Bench 12 17
Period by Period Scoring
1st 2nd 3rd 4th TOT
AU 7 16 16 14 53
STATE 14 18 20 23 75

14 MISSISSIPPI STATE 112, SAMFORD 54
Dec. 28, 2025 | Starkville, Miss. | Humphrey Coliseum | 3,588

Official Basketball Box Score - Final
Samford at Mississippi St.
12/28/25 Humphrey Coliseum, Starkville
2025-26 Women's Basketball
Game Time: 2:02 PM
Game Duration: 1:42
Attendance: 3,588
Officials: Felicia Grinter, Melissa Barlow, Jody Cantrell
Record: 6-10
Shooting By Period
1st FG% 5-15 33.3%
3PT% 0-7 0.0%
FT% 2-3 66.7%
2nd FG% 5-17 29.4%
3PT% 4-12 33.3%
FT% 0-0 0%
3rd FG% 5-17 29.4%
3PT% 4-10 40.0%
FT% 1-2 50%
4th FG% 5-16 31.3%
3PT% 3-11 27.3%
FT% 0-0 0%
GM FG% 20-65 30.8%
3PT% 11-40 27.5%
FT% 3-5 60.0%
Dead Ball Rebounds: 2, 0
Major Fouls: NONE

Mississippi St. - 112
Record: 13-1
Shooting By Period
1st FG% 4-7 22.2%
3PT% 1-2 28.6%
FT% 2-2 100%
2nd FG% 3-13 23.1%
3PT% 1-4 25.0%
FT% 1-2 50%
3rd FG% 4-17 23.5%
FT% 1-4 25.0%
4th FG% 4-14 28.6%
3PT% 0-5 0.0%
FT% 0-0 0%
GM FG% 15-62 24.2%
3PT% 4-20 20.0%
FT% 3-5 60.0%
Dead Ball Rebounds: 1, 1
Major Fouls: NONE

Points from Turnovers SAM STATE
Paint 14 64
Second Chance 6 28
Fast Breaks 5 16
Bench 19 17
Period by Period Scoring
1st 2nd 3rd 4th TOT
SAM 12 14 15 13 54
STATE 25 26 38 23 112

16 MISSISSIPPI STATE 47, OKLAHOMA 95
Jan. 4, 2026 | Norman, Okla. | Lloyd Noble Center | 5,504

Official Basketball Box Score - Final
Mississippi St. at Oklahoma
01/04/26 Lloyd Noble Center, Norman
2025-26 Women's Basketball
Game Time: 2:00 PM
Game Duration: 1:49
Attendance: 5,504
Officials: Joe Vaszty, Demoya Pugh, Tim Daley
Record: 14-2 (1-1)
Shooting By Period
1st FG% 2-19 10.5%
3PT% 0-5 0.0%
FT% 4-4 100%
2nd FG% 5-18 27.8%
3PT% 1-10 10.0%
FT% 3-4 75%
3rd FG% 3-14 21.4%
3PT% 0-4 0.0%
FT% 7-8 87.5%
4th FG% 4-19 21.1%
3PT% 0-6 0.0%
FT% 4-5 80%
GM FG% 14-70 20.0%
3PT% 1-25 4.0%
FT% 18-21 85.7%
Dead Ball Rebounds: 1, 0
Major Fouls: NONE

Oklahoma - 95
Record: 14-1 (2-0)
Shooting By Period
1st FG% 9-22 40.9%
3PT% 1-8 12.5%
FT% 2-2 100%
2nd FG% 10-18 55.6%
3PT% 1-2 50.0%
FT% 6-7 85.7%
3rd FG% 9-20 45.0%
3PT% 1-3 33.3%
FT% 5-5 100%
4th FG% 11-19 57.9%
3PT% 0-4 0.0%
FT% 1-3 33.3%
GM FG% 39-79 49.4%
3PT% 3-17 17.6%
FT% 14-21 66.7%
Dead Ball Rebounds: 4, 0
Major Fouls: NONE

Points from Turnovers MSST OU
Paint 22 60
Second Chance 12 15
Fast Breaks 2 28
Bench 21 23
Period by Period Scoring
1st 2nd 3rd 4th TOT
MSST 8 14 13 12 47
OU 21 27 24 23 95

IN THE POLLS

ASSOCIATED PRESS POLL

Week Nine - Released on Jan. 5

RANK	SCHOOL	RECORD	POINTS
1	UConn	15-0	796 (28)
2	Texas	17-0	772 (4)
3	South Carolina	15-1	725
4	UCLA	14-1	715
5	Oklahoma	14-1	654
6	Kentucky	15-1	625
7	Vanderbilt	15-0	621
8	Maryland	15-1	537
9	Michigan	11-2	517
10	Louisville	14-3	485
11	Iowa State	14-1	462
12	LSU	14-2	456
13	TCU	14-1	454
14	Iowa	12-2	403
15	Michigan State	14-1	280
16	Baylor	13-3	278
17	Texas Tech	16-0	263
18	Ole Miss	14-3	243
19	Ohio State	13-2	237
20	Tennessee	10-3	162
21	Southern Cal	10-4	150
22	North Carolina	13-4	129
23	Washington	12-2	117
24	Princeton	13-1	91
25	Nebraska	13-2	65

OTHERS RECEIVING VOTES: Illinois 58, Notre Dame 27, Stanford 25, NC State 22, Alabama 13, West Virginia 9, Georgia 5, Duke 3, Oklahoma St. 1

USA TODAY/WBCA COACHES’ POLL

Week Nine - Released on Dec. 30

RANK	SCHOOL	RECORD	POINTS
1	UConn	15-0	772 (28)
2	Texas	17-0	747 (3)
3	South Carolina	15-1	707
4	UCLA	14-1	685
5	Oklahoma	14-1	631
6	Vanderbilt	15-0	595
7	Kentucky	15-1	575
8	Maryland	15-1	532
9	Michigan	12-2	493
10	TCU	14-1	468
11	Louisville	14-3	464
12	LSU	14-2	443
13	Iowa State	14-1	442
14	Iowa	13-2	391
15	Michigan State	14-1	304
16	Baylor	13-3	273
17	Ole Miss	14-3	256
18	North Carolina	13-4	221
19	Ohio State	13-2	216
20	Texas Tech	16-0	199
21	USC	10-4	195
22	Tennessee	10-3	172
23	Washington	12-2	80
24	Alabama	15-1	49
25	Notre Dame	10-4	48

OTHERS RECEIVING VOTES: Princeton 38; West Virginia 30; Nebraska 24; Stanford 5; Illinois 5; Oklahoma State 4; North Carolina State 4; Oregon 3; Auburn 2; Arizona State 2;

NET RANKINGS

Updated on Jan. 5

CURRENT NET RANKING - 36	
Average NET Win	214
Average NET Loss	15
vs. Top 100	2-2
QUAD 1 (0-2)	
Home	0-0
Away	0-2
(L, 10 Oklahoma) (L, 20 Texas Tech)	
Neutral	0-0
QUAD 2 (1-0)	
Home	1-0
(W, 52 Davidson)	
Away	0-0
Neutral	0-0
QUAD 3 (1-0)	
Home	1-0
(W, 66 Auburn)	
Away	0-0
Neutral	0-0
QUAD 4 (12-0)	
Home	9-0
(W, 137 Charlotte) (W, 149 Southern Miss) (W, 191 ULM) (W, 237 Georgia State) (W, 243 Pitt) (W, 295 Jackson State) (W, 303 Samford) (W, 399 Alabama State) (W, 356 MVSU)	
Away	1-0
(W, 178 La Salle)	
Neutral	2-0
(W, 176 MTSU) (W, 308 Alcorn)	

SEC STANDINGS (WEEK 10)

WEEKLY SCHEDULE

8 (Thursday)		
*LSU at Georgia	SECN+	6:30 PM
*Kentucky at Alabama	SECN+	7:00 PM
*Texas A&M at Florida	SECN+	7:00 PM
*Ole Miss at Oklahoma	SECN+	7:00 PM
*South Carolina at Arkansas	SECN+	7:30 PM
*Tennessee at Mississippi State	SECN+	7:30 PM
*Missouri at Vanderbilt	SECN+	7:30 PM
*Auburn at Texas	SECN+	8:00 PM
11 (Sunday)		
*Georgia at South Carolina	SEC Net	2:00 PM
*Arkansas at Tennessee	SECN+	2:00 PM
*Florida at Auburn	SECN+	3:00 PM
*Texas at LSU	ESPN	3:00 PM
*Vanderbilt at Texas A&M	SECN+	3:00 PM
*Oklahoma at Kentucky	SEC Net	4:00 PM
*Mississippi State at Ole Miss	SEC Net	6:00 PM
12 (Monday)		
*Alabama at Missouri	SEC Net	7:00 PM

CONFERENCE STANDINGS

	CONFERENCE				OVERALL						Streak	AP	Coaches
	W-L	Pct.	H	A	W-L	Pct.	H	A	N				
Texas	2-0	1.000	1-0	1-0	17-0	1.000	11-0	3-0	3-0		W17	6-0	5-0
Vanderbilt	2-0	1.000	1-0	1-0	15-0	1.000	9-0	3-0	3-0		W15	1-0	1-0
Kentucky	2-0	1.000	1-0	1-0	15-1	.938	8-0	6-0	1-1		W8	2-1	2-1
South Carolina	2-0	1.000	1-0	1-0	15-1	.938	9-0	4-0	2-1		W8	2-1	3-1
Oklahoma	2-0	1.000	1-0	1-0	14-1	.933	9-0	2-0	3-1		W13	1-1	2-1
Tennessee	2-0	1.000	1-0	1-0	10-3	.769	6-0	4-1	0-2		W3	0-3	0-3
Alabama	1-1	.500	1-0	0-1	15-1	.938	13-0	0-1	2-0		W1	0-1	0-1
Georgia	1-1	.500	1-0	0-1	15-1	.938	9-0	2-1	4-0		W1	0-1	0-1
Mississippi State	1-1	.500	1-0	0-1	15-1	.938	11-0	1-2	2-0		L1	0-1	0-1
Ole Miss	1-1	.500	1-0	0-1	14-3	.824	9-0	2-1	3-2		L1	1-2	1-2
LSU	0-2	.000	0-1	0-1	14-2	.875	7-1	4-1	3-0		L2	0-2	0-2
Florida	0-2	.000	0-1	0-1	12-5	.706	9-2	1-3	2-0		L2	0-2	0-2
Missouri	0-2	.000	0-1	0-1	12-5	.706	7-3	2-1	3-1		L2	0-2	0-2
Auburn	0-2	.000	0-1	0-1	11-5	.688	7-2	2-3	2-0		L2	0-1	0-1
Arkansas	0-2	.000	0-1	0-1	11-6	.647	8-3	1-3	2-0		L3	0-1	0-2
Texas A&M	0-2	.000	0-1	0-1	7-4	.636	4-2	1-1	2-1		L2	0-1	0-1

All times Eastern. *SEC Game.



1

SANIYAH KING

SO. | G | 5-7 | WASHINGTON, D.C. | BISHOP IRETON HS | HOWARD *



SCAN OR [CLICK HERE](#) FOR FULL BIO/STATISTICS

SEASON HIGHS

Points8, vs Pitt, 12/4/25
Rebounds4, (2x) Last vs Charlotte, 12/7/25
Assists4, (2x) Last vs Samford, 12/28/25
Blocks
Steals2, vs Alcorn State, 11/24/25
FG Made3, vs Pitt, 12/4/25
FG Attempted8, vs Pitt, 12/4/25
3-PT FG Made2, vs Pitt, 12/4/25
3-PT FG Attempted4, (2x) Last vs Pitt, 12/4/25
FT Made2, (2x) Last vs Alcorn State, 11/24/25
FT Attempted2, (2x) Last vs Alcorn State, 11/24/25
Minutes25, vs MTSU, 11/25/25

SEC HIGHS

Points
Rebounds1, vs Auburn, 1/1/26
Assists
Blocks
Steals
FG Made
FG Attempted2, at Oklahoma, 1/4/26
3PT FG Made
3PT FG Attempted1, at Oklahoma, 1/4/26
FT Made
FT Attempted
Minutes17, at Oklahoma, 1/4/26

CAREER HIGHS

Points25, at Morgan State, 2/22/25*
Rebounds7, vs N.C. Central, 2/8/25*
Assists9, (2x) Last vs Delaware State, 1/4/25*
Blocks1, (6x) Last vs Maryland Eastern Shore, 3/14/25*
Steals4, (2x) Last vs South Carolina State, 2/3/25*
FG Made8, (4x) Last at Morgan State, 2/22/25*
FG Attempted18 (2x) Last at College of Charleston, 3/24/25*
3-PT FG Made5, at Morgan State, 2/22/25*
3-PT FG Attempted7, at Morgan State, 2/22/25*
FT Made7, vs N.C. Central, 2/8/25*
FT Attempted9, vs N.C. Central, 2/8/25*
Minutes40, at Hofstra, 12/8/24*

NOTEABLES

SOPHOMORE (2025-26)

- Collected season-highs of eight points and four assists against Pitt with a pair of makes from deep (Dec. 4).
- Scored a season-high five points against Middle Tennessee State (Nov. 25).
- Made her Bulldog debut on a minutes restriction against Jackson State after rehabbing a preseason ankle injury.

FRESHMAN (2024-25) - HOWARD*

- Spent her freshman season at Howard University.
- Started in 31 of 32 games played.
- Averaged 11.5 points, 4.5 assists, 3.1 rebounds and 1.5 steals per game.
- Named MEAC Rookie of the Week 11 times throughout the season.
- Named MEAC Rookie of the Year.
- Her 145 total assists ranked second among all freshman in Division I basketball.

PERSONAL

- Attended Bishop Ireton HS.

KING'S GAME-BY-GAME STATS

DATE	OPPONENT	GS	MIN	FG-FGA	FG%	3FG-3FGA	3FG%	FT-FTA	FT%	OFF-DEF	REB	PF	AST	TO	STL	BLK	PTS
Nov. 3	DAVIDSON		DNP														
Nov. 7	GEORGIA STATE		DNP														
Nov. 9	MISSISSIPPI VALLEY STATE		DNP														
Nov. 13	JACKSON STATE		14:28	1-4	.250	0-1	.000	0-1	.000	0-2	2	1	2	0	0	0	2
Nov. 20	at Texas Tech		21:10	1-5	.200	1-4	.250	2-2	1.000	0-4	4	1	0	1	1	0	5
Nov. 24	vs Alcorn State		21:21	0-5	.000	0-3	.000	2-2	1.000	0-1	1	2	0	1	2	0	2
Nov. 25	vs Middle Tennessee		24:56	2-2	1.000	1-1	1.000	0-0	.000	0-2	2	0	1	2	1	0	5
Nov. 30	ULM		13:38	2-5	.400	0-1	.000	0-0	.000	0-1	1	1	1	1	0	0	4
Dec. 4	PITT		22:29	3-8	.375	2-4	.500	0-0	.000	0-3	3	3	4	3	1	0	8
Dec. 7	CHARLOTTE		14:52	0-3	.000	0-1	.000	0-0	.000	0-4	4	1	3	1	0	0	0
Dec. 14	SOUTHERN MISS		2:37	0-0	.000	0-0	.000	0-0	.000	0-0	0	0	0	1	0	0	0
Dec. 17	ALABAMA STATE		DNP														
Dec. 20	at La Salle		DNP														
Dec. 28	SAMFORD		24:25	0-4	.000	0-1	.000	0-0	.000	0-3	3	2	4	1	0	0	0
Jan. 1	AUBURN		3:01	0-1	.000	0-0	.000	0-0	.000	0-1	1	1	0	1	0	0	0
Jan. 4	at #8 Oklahoma		16:40	0-2	.000	0-1	.000	0-0	.000	0-0	0	4	0	1	0	0	0
Jan. 8	#20 TENNESSEE																
Jan. 11	at #18 Ole Miss																
Jan. 15	VANDERBILT																
Jan. 18	KENTUCKY																
Jan. 25	at Alabama																
Jan. 29	at Tennessee																
Feb. 1	MISSOURI																
Feb. 5	at South Carolina																
Feb. 12	GEORGIA																
Feb. 16	at Arkansas																
Feb. 19	FLORIDA																
Feb. 22	at Texas																
Feb. 26	at Texas A&M																
Mar. 1	LSU																

LED TEAM IN...

Category	Number of Times	Record When
Points	-	-
Rebounds	-	-
Assists	2	2-0
Blocks	-	-
Steals	1	1-0
Minutes	-	-
3 FG Made	2	2-0
FT Made	-	-
Plus/Minus	-	-

PLAYER PRODUCTION CHART

Category	24-25*	25-26	Career
10+ Points	21	-	21
20+ Points	4	-	4
30+ Points	-	-	-
3+ 3FG Made	4	-	4
5+ FT Made	7	-	7
5+ Assists	17	-	17
10+ Assists	-	-	-
5+ Rebounds	5	-	5
10+ Rebounds	-	-	-
3+ Blocks	-	-	-
3+ Steals	5	-	5

YEAR	TEAM	GP	GS	MIN/AVG	FG-FGA	FG%	3FG-3FGA	3FG%	FT-FTA	FT%	OFF-DEF	REB	RPG	AST	APG	TO	STL	SPG	BLK	BPG	PTS	PPG	DBL	DBL
2024-25*	HU	32	31	1029/32.2	127-351	36.2	34-100	34.0	80-107	74.8	24-74	98	3.1	145	4.5	105	49	1.5	6	0.2	368	11.5	0	
2025-26	MSU	11	0	180/16.4	9-39	23.1	4-17	23.5	4-5	80.0	0-21	21	1.9	15	1.4	13	5	0.5	0	0.0	26	2.4	0	
TOTALS		43	31	1208/28.1	136-390	34.9	38-117	32.5	84-112	75.0	24-95	119	2.8	160	3.7	118	54	1.3	6	0.1	394	9.2	0	



2

DESTINEY MCPHAUL

R-SR. | G | 5-9 | PHILADELPHIA, PA. | WEST CATHOLIC HS | NORTHWEST FLORIDA STATE COLLEGE

SCAN OR [CLICK HERE](#) FOR FULL BIO/STATISTICS

SEASON HIGHS

Points	22, vs Pitt, 12/4/25
Rebounds	6, at La Salle, 12/20/25
Assists	10, (2x) Last vs Samford, 12/28/25
Blocks	2, vs Georgia State, 11/7/25
Steals	6, at La Salle, 12/20/25
FG Made	8, vs Pitt, 12/4/25
FG Attempted	14, vs Auburn, 1/1/26
3-PT FG Made	3, (3x) Last vs Southern Miss, 12/15/25
3-PT FG Attempted	7, (2x) Last vs Charlotte, 12/7/25
FT Made	6, vs Davidson, 11/3/25
FT Attempted	6, vs Davidson, 11/3/25
Minutes	37, vs Davidson, 11/3/25

SEC HIGHS

Points	19, vs. Missouri, 3/5/25
Rebounds	6, at Kentucky, 1/2/25
Assists	7, at Tennessee, 1/16/25
Blocks	1, (4x) Last at Oklahoma, 1/4/26
Steals	2, (3x) Last vs. Auburn, 1/1/26
FG Made	7, vs. Missouri, 3/5/25
FG Attempted	14, vs Auburn, 1/1/26
3PT FG Made	4, vs. Missouri, 3/5/25
3PT FG Attempted	5, (2x) Last vs Auburn, 1/1/26
FT Made	5, at Tennessee, 1/16/25
FT Attempted	6, at Tennessee, 1/16/25
Minutes	32, vs Auburn, 1/1/26

CAREER HIGHS

Points	22, vs Pitt, 12/4/25
Rebounds	6, (2x) Last vs Samford, 12/28/25
Assists	10, at La Salle, 12/20/25
Blocks	2, (2x) Last vs Georgia State, 11/7/25
Steals	6, at La Salle, 12/20/25
FG Made	8, vs Pitt, 12/4/25
FG Attempted	14, vs Auburn, 1/1/26
3-PT FG Made	4, (2x) Last vs Missouri, 3/5/25
3-PT FG Attempted	7, (2x) Last vs Charlotte, 12/7/25
FT Made	6, vs Davidson, 11/3/25
FT Attempted	6, (3x) Last vs Davidson, 11/3/25
Minutes	37, vs Davidson, 11/3/25

NOTEABLES

- R-SENIOR (2025-26)
- 14 points in first SEC game of the year against Auburn (Jan. 1).
 - Second consecutive game with 10 assists in non-con finale against Samford (Dec. 28)
 - First MSU double-double with 16 points and 10 assists against La Salle (Dec. 20), making her the third Bulldog to have a point assists double double in the last 10 years.
 - Knocked down three first half triples in a 14 point performance vs Southern Miss (Dec. 14).
 - Second-straight game with 15+ points after collecting 16 in the win against Charlotte (Dec. 7). Tied her season-high of three made threes.
 - Set a new career-high with 22 points in 22 minutes against Pitt in the ACC/SEC Challenge, including 61.5 percent shooting from the floor (Dec. 4)
 - Named to Emerald Coast Classic All-Tournament team with performances againts Alcorn and MTSU.
 - Collected 15 points on 75 percent shooting against Georgia State (Nov. 7).
 - Scored a career-high 20 points in the season oepner against Davidson (Nov. 3) on 60% shooting.
 - Also brought in five rebounds and two steals as well as dishing out two assists.

- PRIOR TO MSU
- Spent two seasons at NW Florida St.
 - Averaged 14.4 points, 4.2 rebounds and 4.2 assists in 32.1 minutes her sophomore year.
 - 2024 NJCAA First Team All-American
 - Scored 475 points sophomore year, the fourth-most in a single season in program history.
 - Redshirted her true freshman seasoon at Temple due to NCAA Transfer Rules.

MCPHAUL'S GAME-BY-GAME STATS

DATE	OPPONENT	GS	MIN	FG-FGA	FG%	3FG-3FGA	3FG%	FT-FTA	FT%	OFF-DEF	REB	PF	AST	TO	STL	BLK	PTS
Nov. 3	DAVIDSON	*	37:18	6-10	.600	2-5	.400	6-6	1.000	1-4	5	3	2	2	2	0	20
Nov. 7	GEORGIA STATE	*	28:34	6-8	.750	3-5	.600	0-0	.000	0-4	4	0	3	1	2	2	15
Nov. 9	MISSISSIPPI VALLEY STATE	*	24:55	3-6	.500	0-1	.000	3-3	1.000	0-2	2	0	3	1	2	0	9
Nov. 13	JACKSON STATE	*	25:12	4-8	.500	0-1	.000	2-4	.500	0-2	2	2	2	2	2	0	10
Nov. 20	at Texas Tech	*	32:10	4-7	.571	2-5	.400	2-2	1.000	1-3	4	0	4	1	1	1	12
Nov. 24	vs Alcorn State	*	27:36	3-7	.429	2-4	.500	1-2	.500	0-3	3	1	2	1	2	0	9
Nov. 25	vs Middle Tennessee	*	35:28	4-8	.500	1-4	.250	0-2	.000	0-3	3	3	5	4	0	0	9
Nov. 30	ULM	*	33:40	4-8	.500	1-3	.333	0-0	.000	0-0	0	2	3	2	2	0	9
Dec. 4	PITT	*	22:14	8-13	.615	2-7	.286	4-4	1.000	0-4	4	1	2	1	2	0	22
Dec. 7	CHARLOTTE	*	28:44	6-13	.462	3-7	.429	1-2	.500	0-2	2	1	3	1	2	0	16
Dec. 14	SOUTHERN MISS	*	31:58	5-9	.556	3-6	.500	1-2	.500	0-0	0	2	4	1	1	0	14
Dec. 17	ALABAMA STATE	*	18:28	0-2	.000	0-1	.000	0-0	.000	0-1	1	1	4	1	2	0	0
Dec. 20	at La Salle	*	35:14	6-12	.500	2-4	.500	2-2	1.000	2-4	6	0	10	2	6	0	16
Dec. 28	SAMFORD	*	22:28	2-4	.500	1-3	.333	3-3	1.000	0-2	2	3	10	0	1	0	8
Jan. 1	AUBURN	*	31:59	6-14	.429	2-5	.400	0-2	.000	0-0	0	1	2	3	2	0	14
Jan. 4	at #8 Oklahoma	*	30:52	3-12	.250	0-4	.000	2-2	1.000	0-3	3	1	1	3	0	1	8
Jan. 8	#20 TENNESSEE																
Jan. 11	at #18 Ole Miss																
Jan. 15	VANDERBILT																
Jan. 18	KENTUCKY																
Jan. 25	at Alabama																
Jan. 29	at Tennessee																
Feb. 1	MISSOURI																
Feb. 5	at South Carolina																
Feb. 12	GEORGIA																
Feb. 16	at Arkansas																
Feb. 19	FLORIDA																
Feb. 22	at Texas																
Feb. 26	at Texas A&M																
Mar. 1	LSU																

LED TEAM IN...		
Category	Number of Times	Record When
Points	4	3-1
Rebounds	-	-
Assists	8	7-1
Blocks	1	1-0
Steals	7	6-1
Minutes	4	3-1
3 FG Made	9	8-1
FT Made	2	2-0
Plus/Minus	4	4-0

PLAYER PRODUCTION CHART			
Category	24-25	25-26	Career
10+ Points	14	9	23
20+ Points	-	2	2
30+ Points	-	-	-
3+ 3FG Made	3	3	6
5+ FT Made	3	1	4
5+ Assists	4	3	7
10+ Assists	-	2	2
5+ Rebounds	3	2	5
10+ Rebounds	-	-	-
3+ Blocks	-	-	-
3+ Steals	4	1	5

YEAR	TEAM	GP	GS	MIN/AVG	FG-FGA	FG%	3FG-3FGA	3FG%	FT-FTA	FT%	OFF-DEF	REB	RPG	AST	APG	TO	STL	SPG	BLK	BPG	PTS	PPG	DBL	DBL
2024-25	MSU	31	1	693/22.4	85-182	46.7	25-66	37.9	55-67	82.1	17-68	85	2.7	78	2.5	66	36	1.2	6	0.2	250	8.1	0	
2025-26	MSU	16	16	467/29.2	70-141	49.6	24-65	36.9	27-36	75.0	4-37	41	2.6	60	3.8	26	29	1.8	4	0.2	191	11.9	1	
TOTALS		47	17	1159/24.7	155-323	48.0	49-131	37.4	82-103	79.6	21-105	126	2.7	138	2.9	92	65	1.4	10	0.2	441	9.4	1	



4

TRAYANNA CRISP

SR. | G | 5-8 | GOODYEAR, ARIZ. | MILLENNIUM HS | ARIZONA STATE * | NORTH CAROLINA !

SCAN OR [CLICK HERE](#) FOR FULL BIO/STATISTICS



SEASON HIGHS

Points	17, vs Auburn, 1/1/26
Rebounds	4, vs Jackson State, 11/13/25
Assists	7, vs Alabama State, 12/17/25
Blocks	1, vs Jackson State, 11/13/25
Steals	3, vs Jackson State, 11/13/25
FG Made	6, vs Auburn, 1/1/26
FG Attempted	12, at La Salle, 12/20/25
3-PT FG Made	3, (2x) Last vs Auburn, 1/1/26
3-PT FG Attempted	7, (2x) Last vs Auburn, 1/1/26
FT Made	6, at Texas Tech, 11/20/25
FT Attempted	6, at Texas Tech, 11/20/25
Minutes	33, vs Southern Miss, 12/14/25

SEC HIGHS

Points	17, vs Auburn, 1/1/26
Rebounds	2, at Oklahoma, 1/4/26
Assists	3, vs Auburn, 1/1/26
Blocks	
Steals	1, at Oklahoma, 1/4/26
FG Made	6, vs Auburn, 1/1/26
FG Attempted	11, at Oklahoma, 1/4/26
3PT FG Made	3, vs Auburn, 1/1/26
3PT FG Attempted	7, vs Auburn, 1/1/26
FT Made	2, (2x) Last at Oklahoma, 1/4/26
FT Attempted	3, vs Auburn, 1/1/26
Minutes	32, vs Auburn, 1/1/26

CAREER HIGHS

Points	23, vs Washington, 2/16/24*
Rebounds	7, vs Washington, 2/16/24*
Assists	7, vs Alabama State, 12/17/25
Blocks	1 (8x) Last vs Jackson State, 11/13/25
Steals	4, (2x) Last vs Stanford, 1/26/24!
FG Made	10, vs Washington, 2/16/24*
FG Attempted	22, vs Washington, 2/16/24*
3-PT FG Made	5, vs Indiana, 11/25/24!
3-PT FG Attempted	9, vs Indiana, 11/25/24!
FT Made	7, vs Colorado, 1/7/24*
FT Attempted	8, vs Colorado, 1/7/24*
Minutes	50, vs Washington, 2/16/24*

NOTEABLES

SENIOR (2025-26)

- Has made a three in 13 consecutive games.
- Scored season-high 17 points in SEC debut against Auburn, 13 of which came in the second half (Jan. 1)
- Fifth game in double-figures against La Salle after scoring 10 (Dec. 20).
- Career-high seven assists against Alabama State (Dec. 17).
- Finished with 12 points against Southern Miss (Dec. 14).
- 11 point performance against Charlotte (Dec. 7).
- Eight points against Pitt, including a pair of makes from distance (Dec. 4)
- Tied her season-high of 12 against Texas Tech (Nov. 20)
- Scored a season-high 12 points along with four rebounds, three assists and three steals against Jackson State (Nov. 13)
- Picked up six points and tied her career-high six assists in a win over Georgia State (Nov. 7)

PRIOR TO MSU

- Spent last season at North Carolina, where she played in 28 games, making one start.
- Spent freshman and sophomore seasons at Arizona State, starting in 35 of 59 games.
- Averaged single-season bests of 12.1 points, 2.9 rebounds, 2.1 assists and 1.3 steals in 34 minutes her sophomore year at ASU.

PERSONAL

- Three-time 5A State Champion at Goodyear Millenium HS in Arizona.
- Was the No. 73 overall prospect in the 2022 class according to ESPN.

CRISP'S GAME-BY-GAME STATS

DATE	OPPONENT	GS	MIN	FG-FGA	FG%	3FG-3FGA	3FG%	FT-FTA	FT%	OFF-DEF	REB	PF	AST	TO	STL	BLK	PTS
Nov. 3	DAVIDSON	*	22:12	0-1	.000	0-1	.000	3-4	.750	0-0	0	4	0	2	0	0	3
Nov. 7	GEORGIA STATE	*	28:59	2-6	.333	2-5	.400	0-0	.000	0-3	3	1	6	0	0	0	6
Nov. 9	MISSISSIPPI VALLEY STATE	*	16:47	1-2	.500	1-1	1.000	0-0	.000	0-2	2	0	3	0	2	0	3
Nov. 13	JACKSON STATE	*	28:37	5-11	.455	2-7	.286	0-0	.000	0-4	4	2	3	1	3	1	12
Nov. 20	at Texas Tech	*	31:25	2-6	.333	2-4	.500	6-6	1.000	0-2	2	1	0	2	0	0	12
Nov. 24	vs Alcorn State	*	18:39	3-8	.375	2-6	.333	0-0	.000	0-2	2	0	3	2	0	0	8
Nov. 25	vs Middle Tennessee	*	30:22	2-4	.500	1-2	.500	0-0	.000	0-1	1	2	4	2	0	0	5
Nov. 30	ULM	*	30:50	4-9	.444	1-3	.333	0-0	.000	2-1	3	0	2	2	2	0	9
Dec. 4	PITT	*	19:57	3-6	.500	2-4	.500	0-0	.000	0-2	2	1	2	0	2	0	8
Dec. 7	CHARLOTTE	*	30:03	3-4	.750	3-4	.750	2-2	1.000	0-1	1	3	2	2	1	0	11
Dec. 14	SOUTHERN MISS	*	33:27	4-10	.400	2-5	.400	2-4	.500	0-3	3	1	4	3	1	0	12
Dec. 17	ALABAMA STATE	*	22:44	3-6	.500	2-4	.500	0-0	.000	0-2	2	0	7	0	1	0	8
Dec. 20	at La Salle	*	30:29	4-12	.333	1-6	.167	1-2	.500	0-0	0	1	2	1	1	0	10
Dec. 28	SAMFORD	DNP															
Jan. 1	AUBURN	*	31:54	6-10	.600	3-7	.429	2-3	.667	0-0	0	2	3	3	0	0	17
Jan. 4	at #8 Oklahoma	*	28:39	2-11	.182	1-5	.200	2-2	1.000	0-2	2	4	1	0	1	0	7
Jan. 8	#20 TENNESSEE																
Jan. 11	at #18 Ole Miss																
Jan. 15	VANDERBILT																
Jan. 18	KENTUCKY																
Jan. 25	at Alabama																
Jan. 29	at Tennessee																
Feb. 1	MISSOURI																
Feb. 5	at South Carolina																
Feb. 12	GEORGIA																
Feb. 16	at Arkansas																
Feb. 19	FLORIDA																
Feb. 22	at Texas																
Feb. 26	at Texas A&M																
Mar. 1	LSU																

LED TEAM IN...

Category	Number of Times	Record When
Points	2	1-1
Rebounds	-	-
Assists	4	4-0
Blocks	-	-
Steals	3	3-0
Minutes	2	2-0
3 FG Made	9	7-2
FT Made	1	0-1
Plus/Minus	2	2-0

PLAYER PRODUCTION CHART

Category	22-23*	23-24*	24-25!	25-26	Career
10+ Points	5	24	6	6	41
20+ Points	-	1	-	-	1
30+ Points	-	-	-	-	-
3+ 3FG Made	-	6	2	2	10
5+ FT Made	1	3	-	1	5
5+ Assists	3	3	-	2	8
10+ Assists	-	-	-	-	-
5+ Rebounds	3	6	1	-	10
10+ Rebounds	-	-	-	-	-
3+ Blocks	-	-	-	-	-
3+ Steals	-	5	-	1	6

YEAR	TEAM	GP	GS	MIN/AVG	FG-FGA	FG%	3FG-3FGA	3FG%	FT-FTA	FT%	OFF-DEF	REB	RPG	AST	APG	TO	STL	SPG	BLK	BPG	PTS	PPG	DBL	DBL
2022-23*	ASU	28	7	605/21.6	51-170	30.0	14-59	23.7	36-50	72.0	16-49	65	2.3	37	1.3	38	16	0.6	1	0.0	152	5.4	0	
2023-24*	ASU	31	28	1065/34.4	140-345	40.6	42-126	33.3	52-68	76.5	20-69	89	2.9	66	2.1	51	41	1.3	4	0.1	374	12.1	0	
2024-25*	UNC	28	1	389/13.9	56-148	37.8	21-82	25.6	24-30	80.0	4-37	41	1.5	32	1.1	19	15	0.5	2	0.1	157	5.6	0	
2025-26	MSU	15	15	405/27.0	44-106	41.5	25-64	39.1	18-23	78.3	2-25	27	1.8	42	2.8	20	14	0.9	1	0.1	131	8.7	0	
TOTALS		102	51	2463/24.1	291-769	37.8	102-331	30.8	130-171	76.0	42-180	222	2.2	177	1.7	128	86	0.8	8	0.1	814	8.0	0	



5 CHANDLER PRATER

GR. | G/F | 5-10 | KANSAS CITY, MO. | NORTH KANSAS CITY HS | KANSAS * | OKLAHOMA STATE !



SCAN OR [CLICK HERE](#) FOR FULL BIO/STATISTICS

SEASON HIGHS

Points	25, vs Mississippi Valley State, 11/9/25
Rebounds	13, vs Charlotte, 12/7/25
Assists	6, vs Samford, 12/28/25
Blocks	2, vs Georgia State, 11/7/25
Steals	3, (2x) Last vs Samford, 12/28/25
FG Made	8, vs Southern Miss, 12/14/25
FG Attempted	12, vs Charlotte, 12/7/25
3-PT FG Made	4, vs Mississippi Valley State, 11/9/25
3-PT FG Attempted	6, vs Mississippi Valley State, 11/9/25
FT Made	9, vs Mississippi Valley State, 11/9/25
FT Attempted	9, vs Mississippi Valley State, 11/9/25
Minutes	31, vs Southern Miss, 12/14/25

SEC HIGHS

Points	14, (2x) Last vs Arkansas, 2/6/25
Rebounds	9, (2x) Last at Vanderbilt (20T), 2/13/25
Assists	5, vs Missouri, 3/5/25
Blocks	2, (2x) Last at Georgia, 1/12/25
Steals	2 (3x), Last vs Missouri, 3/5/25
FG Made	6, vs Arkansas, 2/6/25
FG Attempted	11, (2x) Last vs Arkansas, 2/6/25
3PT FG Made	2, (3x) Last vs Auburn, 1/1/26
3PT FG Attempted	4, (3x) Last vs Auburn, 1/1/26
FT Made	6, at Auburn, 3/2/25
FT Attempted	6, at Auburn, 3/2/25
Minutes	41, at Vanderbilt, 2/13/25

CAREER HIGHS

Points	25, vs Mississippi Valley State, 11/9/25
Rebounds	16, vs. Nebraska, 3/13/23 *
Assists	6, (4x), Last vs Samford, 12/28/25
Blocks	5, vs. UT Arlington, 1/16/22 *
Steals	5, vs. New Orleans, 11/8/23 *
FG Made	10, at TCU, 3/4/23 *
FG Attempted	19, vs. TCU, 3/4/23 *
3-PT FG Made	4, (2x) Last vs Mississippi Valley State, 11/9/25
3-PT FG Attempted	6, vs Mississippi Valley State, 11/9/25
FT Made	13, at Arizona, 12/8/22 *
FT Attempted	13, at Arizona, 12/8/22 *
Minutes	41, at Vanderbilt, 2/13/25

NOTEABLES

GRADUATE (2025-26)

- Six points and five rebounds in first SEC game of the year vs Auburn (Jan. 2).
- Became first Bulldog since Teaira McCowan in 2019 to collect 5 consecutive double-doubles with 10 points and 10 rebounds vs Samford (Dec. 28). Tied career-high six assists.
- Second-consecutive double-double with 18 points on 72 percent shooting and 10 rebounds vs Southern Miss (Dec. 14).
- Collected her first MSU double-double against Charlotte with 14 points and 13 rebounds (Dec. 7).
- 13 points against MTSU, while also collecting five rebounds (Nov. 25).
- Ten points and five rebounds against Jackson State (Nov. 13).
- Scored a career-high 25 points against Mississippi Valley State, including tying a career-high four makes from distance.

PRIOR TO MSU

2023-24 (Oklahoma St.)

- Played in five games before suffering season ending injury.

2019-23 (Kansas)

- Played in 86 games, starting in 33.
- Won the 2023 WNIT
- Three Time Academic All-BIG 12 Selection
- Redshirted her true freshman year.

PERSONAL

- Attended North Kansas City HS.
- Member of the Student-Athlete Advisory Committee (SAAC) at Mississippi State
- Traveled to Atlanta to be apart of the SEC's Leadership Council Meetings.

PRATER'S GAME-BY-GAME STATS

DATE	OPPONENT	GS	MIN	FG-FGA	FG%	3FG-3FGA	3FG%	FT-FTA	FT%	OFF-DEF	REB	PF	AST	TO	STL	BLK	PTS
Nov. 3	DAVIDSON	*	21:52	3-4	.750	1-1	1.000	1-2	.500	0-7	7	4	2	3	3	0	8
Nov. 7	GEORGIA STATE	*	22:10	2-7	.286	1-2	.500	4-4	1.000	0-4	4	0	3	4	2	2	9
Nov. 9	MISSISSIPPI VALLEY STATE	*	23:22	6-11	.545	4-6	.667	9-9	1.000	2-3	5	0	5	2	0	0	25
Nov. 13	JACKSON STATE	*	23:57	3-4	.750	0-0	.000	4-4	1.000	2-3	5	0	0	3	1	0	10
Nov. 20	at Texas Tech	*	25:49	1-6	.167	0-0	.000	5-6	.833	2-4	6	4	2	4	1	0	7
Nov. 24	vs Alcorn State	*	20:38	2-6	.333	2-4	.500	2-4	.500	3-3	6	0	4	2	2	0	8
Nov. 25	vs Middle Tennessee	*	22:49	4-7	.571	1-2	.500	4-4	1.000	1-4	5	2	4	3	1	0	13
Nov. 30	ULM	*	19:01	1-7	.143	0-2	.000	0-0	.000	2-2	4	0	3	2	0	0	2
Dec. 4	PITT	*	18:36	1-7	.143	0-2	.000	0-0	.000	1-4	5	2	2	0	0	0	2
Dec. 7	CHARLOTTE	*	25:51	7-12	.583	0-1	.000	0-1	.000	6-7	13	3	2	3	0	0	14
Dec. 14	SOUTHERN MISS	*	30:58	8-11	.727	1-2	.500	1-1	1.000	2-8	10	3	3	3	2	1	18
Dec. 17	ALABAMA STATE	*	24:32	3-10	.300	0-2	.000	4-4	1.000	4-7	11	2	2	0	1	0	10
Dec. 20	at La Salle	*	28:12	5-10	.500	0-3	.000	0-0	.000	2-8	10	3	2	2	2	0	10
Dec. 28	SAMFORD	*	31:00	4-8	.500	2-3	.667	0-0	.000	2-8	10	2	6	2	3	1	10
Jan. 1	AUBURN	*	25:08	2-5	.400	2-4	.500	0-0	.000	2-3	5	0	1	1	0	0	6
Jan. 4	at #8 Oklahoma	*	9:29	1-6	.167	0-3	.000	2-2	1.000	1-5	6	0	0	2	1	0	4
Jan. 8	#20 TENNESSEE																
Jan. 11	at #18 Ole Miss																
Jan. 15	VANDERBILT																
Jan. 18	KENTUCKY																
Jan. 25	at Alabama																
Jan. 29	at Tennessee																
Feb. 1	MISSOURI																
Feb. 5	at South Carolina																
Feb. 12	GEORGIA																
Feb. 16	at Arkansas																
Feb. 19	FLORIDA																
Feb. 22	at Texas																
Feb. 26	at Texas A&M																
Mar. 1	LSU																

LED TEAM IN...

Category	Number of Times	Record When
Points	1	1-0
Rebounds	2	2-0
Assists	4	4-0
Blocks	2	2-0
Steals	6	5-1
Minutes	-	-
3 FG Made	3	3-0
FT Made	3	3-0
Plus/Minus	2	2-0

PLAYER PRODUCTION CHART

Category	20-21*	21-22*	22-23*	23-24!	24-25	25-26	Career
10+ Points	3	11	14	3	9	8	48
20+ Points	-	-	2	-	-	2	4
30+ Points	-	-	-	-	-	-	-
3+ 3FG Made	-	-	1	-	1	1	3
5+ FT Made	-	2	3	-	1	2	8
5+ Assists	-	1	5	1	1	2	10
10+ Assists	-	-	-	-	-	-	-
5+ Rebounds	1	13	19	3	13	14	63
10+ Rebounds	-	-	6	1	-	5	12
3+ Blocks	-	-	2	-	-	-	2
3+ Steals	1	2	9	1	1	2	16

YEAR	TEAM	GP	GS	MIN/AVG	FG-FGA	FG%	3FG-3FGA	3FG%	FT-FTA	FT%	OFF-DEF	REB	RPG	AST	APG	TO	STL	SPG	BLK	BPG	PTS	PPG	DBL	DBL
2020-21*	KU	20	0	257/12.8	29-77	37.7	4-16	25.0	10-15	66.7	15-33	48	2.4	16	0.8	20	15	0.8	2	0.1	72	3.6	0	
2021-22*	KU	31	3	598/19.3	77-175	44.0	9-39	23.1	58-71	81.7	23-107	130	4.2	43	1.4	57	26	0.8	9	0.3	221	7.1	0	
2022-23*	KU	35	33	997/28.5	125-308	40.6	13-47	27.7	71-90	78.9	63-146	209	6.0	89	2.5	100	60	1.7	23	0.7	334	9.5	4	
2023-24*	OSU	5	0	105/21.0	17-40	42.5	1-5	20.0	5-6	83.3	9-21	30	6.0	10	2.0	15	7	1.4	3	0.6	40	8.0	1	
2024-25	MSU	34	12	768/22.6	80-189	42.3	19-58	32.8	37-42	88.1	35-109	144	4.2	52	1.5	71	29	0.9	11	0.3	216	6.4	0	
2025-26	MSU	16	16	373/23.3	53-121	43.8	14-37	37.8	36-41	87.8	32-80	112	7.0	41	2.6	36	19	1.2	4	0.2	156	9.8	5	
TOTALS		141	64	3099/22.0	381-910	41.9	60-202	29.7	217-265	81.9	177-496	673	4.8	251	1.8	299	156	1.1	52	0.4	1039	7.4	10	



8

AWA FANE

JR. | G | 5-8 | THIES, SENEGAL | LIFE PREPARATORY ACADEMY | PANOLA COLLEGE



SCAN OR [CLICK HERE](#) FOR FULL BIO/STATISTICS

SEASON HIGHS

Points	11, vs Georgia State, 11/7/25
Rebounds	4, vs Alcorn State, 11/24/25
Assists	4, vs Alabama State, 12/17/25
Blocks	
Steals	3, vs Alabama State, 12/17/25
FG Made	4, vs Georgia State, 11/7/25
FG Attempted	6, vs Mississippi Valley State, 11/9/25
3-PT FG Made	3, vs Georgia State, 11/7/25
3-PT FG Attempted	4, vs Georgia State, 11/9/25
FT Made	2, vs Southern Miss, 12/14/25
FT Attempted	2, vs Southern Miss, 12/14/25
Minutes	21, vs Mississippi Valley State, 11/9/25

SEC HIGHS

Points	
Rebounds	1, vs Auburn, 1/1/26
Assists	
Blocks	
Steals	2, at Oklahoma, 1/4/26
FG Made	
FG Attempted	
3PT FG Made	
3PT FG Attempted	
FT Made	
FT Attempted	
Minutes	11, at Oklahoma, 1/4/26

CAREER HIGHS

Points	11, vs Georgia State, 11/7/25
Rebounds	4, vs Alcorn State, 11/24/25
Assists	4, vs Alabama State, 12/17/25
Blocks	
Steals	3, vs Alabama State, 12/17/25
FG Made	4, vs Georgia State, 11/7/25
FG Attempted	6, vs Mississippi Valley State, 11/9/25
3-PT FG Made	3, vs Georgia State, 11/7/25
3-PT FG Attempted	4, vs Georgia State, 11/9/25
FT Made	2, vs Southern Miss, 12/14/25
FT Attempted	2, vs Southern Miss, 12/14/25
Minutes	21, vs Mississippi Valley State, 11/9/25

NOTEABLES

JUNIOR (2024-25)

- Collected six points in 12 minutes against Samford (Dec. 28).
- Went 2-2 from distance in a six point performance against La Salle (Dec. 20).
- Four points against Southern Miss (Dec. 14).
- Knocked down a trio of three pointers in the second quarter against Georgia State (Nov. 7). Finished with 11 points.
- First season in the Maroon and White.

SOPHOMORE (2023-24) - PANOLA COLLEGE

- Started in all 29 games played.
- Averaged 16.8 points, 4.3 rebounds 3.2 assists and 3.0 steals per game.
- Tallied season-high 30 points against Tyler JC (Jan. 22).
- Earned three or more steals 18 times throughout the season.
- 2025 NJCAA First Team All-American

FRESHMAN (2022-23) - PANOLA COLLEGE

- Played in 26 games, starting in 21.
- Averaged 16.7 points, 5.0 rebounds, and 3.2 assists per game.
- Scored 30 points in her first start against Midland College (Nov. 16)

PERSONAL

- Attended Life Preparatory Academy in Wichita, Kansas.
- Originally from Senegal.

FANE'S GAME-BY-GAME STATS

DATE	OPPONENT	GS	MIN	FG-FGA	FG%	3FG-3FGA	3FG%	FT-FTA	FT%	OFF-DEF	REB	PF	AST	TO	STL	BLK	PTS
Nov. 3	DAVIDSON		2:18	0-0	.000	0-0	.000	0-0	.000	0-0	0	0	0	1	0	0	0
Nov. 7	GEORGIA STATE		13:52	4-5	.800	3-4	.750	0-0	.000	0-0	0	2	0	1	0	0	11
Nov. 9	MISSISSIPPI VALLEY STATE		20:30	2-6	.333	1-2	.500	0-0	.000	0-2	2	1	1	0	1	0	5
Nov. 13	JACKSON STATE		5:27	0-0	.000	0-0	.000	0-0	.000	0-0	0	0	2	0	1	0	0
Nov. 20	at Texas Tech		5:32	1-2	.500	0-1	.000	0-0	.000	0-0	0	2	0	2	0	0	2
Nov. 24	vs Alcorn State		11:52	0-2	.000	0-2	.000	0-0	.000	2-2	4	2	0	2	0	0	0
Nov. 25	vs Middle Tennessee	DNP															
Nov. 30	ULM	DNP															
Dec. 4	PITT		13:48	2-3	.667	0-0	.000	0-0	.000	0-1	1	1	1	0	0	0	4
Dec. 7	CHARLOTTE		7:59	0-2	.000	0-1	.000	0-0	.000	0-0	0	0	1	0	0	0	0
Dec. 14	SOUTHERN MISS		8:01	1-3	.333	0-0	.000	2-2	1.000	1-0	1	2	0	0	0	0	4
Dec. 17	ALABAMA STATE		20:09	1-7	.143	0-1	.000	1-2	.500	2-1	3	2	4	3	3	0	3
Dec. 20	at La Salle		8:21	2-4	.500	2-2	1.000	0-0	.000	0-0	0	0	0	0	0	0	6
Dec. 28	SAMFORD		12:19	2-4	.500	1-3	.333	1-1	1.000	0-1	1	0	0	0	0	0	6
Jan. 1	AUBURN		2:39	0-0	.000	0-0	.000	0-0	.000	0-1	1	0	0	1	0	0	0
Jan. 4	at #8 Oklahoma		10:46	0-0	.000	0-0	.000	0-0	.000	0-0	0	1	0	0	2	0	0
Jan. 8	#20 TENNESSEE																
Jan. 11	at #18 Ole Miss																
Jan. 15	VANDERBILT																
Jan. 18	KENTUCKY																
Jan. 25	at Alabama																
Jan. 29	at Tennessee																
Feb. 1	MISSOURI																
Feb. 5	at South Carolina																
Feb. 12	GEORGIA																
Feb. 16	at Arkansas																
Feb. 19	FLORIDA																
Feb. 22	at Texas																
Feb. 26	at Texas A&M																
Mar. 1	LSU																

LED TEAM IN...

Category	Number of Times	Record When
Points	-	-
Rebounds	-	-
Assists	-	-
Blocks	-	-
Steals	2	1-1
Minutes	-	-
3 FG Made	2	2-0
FT Made	-	-
Plus/Minus	-	-

PLAYER PRODUCTION CHART

Category	25-26	Career
10+ Points	1	1
20+ Points	-	-
30+ Points	-	-
3+ 3FG Made	1	1
5+ FT Made	-	-
5+ Assists	-	-
10+ Assists	-	-
5+ Rebounds	-	-
10+ Rebounds	-	-
3+ Blocks	-	-
3+ Steals	1	1

YEAR	TEAM	GP	GS	MIN/AVG	FG-FGA	FG%	3FG-3FGA	3FG%	FT-FTA	FT%	OFF-DEF	REB	RPG	AST	APG	TO	STL	SPG	BLK	BPG	PTS	PPG	DBL	DBL
2025-26	MSU	14	0	144/10.3	15-38	39.5	7-16	43.8	4-5	80.0	5-8	13	0.9	9	0.6	10	7	0.5	0	0.0	41	2.9	0	
TOTALS		14	0	144/10.3	15-38	39.5	7-16	43.8	4-5	80.0	5-8	13	0.9	9	0.6	10	7	0.5	0	0.0	41	2.9	0	



10

JAYLAH LAMPLEY

FR. | G | 6-1 | FISHERS, IND. | LAWRENCE CENTRAL HS



SCAN OR [CLICK HERE](#) FOR FULL BIO/STATISTICS

SEASON HIGHS

Points	24, vs Samford, 12/28/25
Rebounds	10, (2x) Last vs Samford, 12/28/25
Assists	3, (3x) Last vs Auburn, 1/1/26
Blocks	1, (4x) Last vs Alabama State, 12/17/25
Steals	2, (5x) Last vs Samford, 12/28/25
FG Made	10, vs Samford, 12/28/25
FG Attempted	12, (3x) Last vs Samford, 12/28/25
3-PT FG Made	3, vs Samford, 12/28/25
3-PT FG Attempted	5, vs Alcorn State, 11/24/25
FT Made	3, (2x) Last vs Auburn, 1/1/26
FT Attempted	6, vs Davidson, 11/4/25
Minutes	30, at La Salle, 12/20/25

SEC HIGHS

Points	11, vs Auburn, 1/1/26
Rebounds	6, vs Auburn, 1/1/26
Assists	3, vs Auburn, 1/1/26
Blocks	
Steals	1, at Oklahoma, 1/4/26
FG Made	4, vs Auburn, 1/1/26
FG Attempted	11, vs Auburn, 1/1/26
3PT FG Made	
3PT FG Attempted	4, vs Auburn, 1/1/26
FT Made	3, vs Auburn, 1/1/26
FT Attempted	3, vs Auburn, 1/1/26
Minutes	30, vs Auburn, 1/1/26

CAREER HIGHS

Points	24, vs Samford, 12/28/25
Rebounds	10, (2x) Last vs Samford, 12/28/25
Assists	3, (3x) Last vs Auburn, 1/1/26
Blocks	1, (4x) Last vs Alabama State, 12/17/25
Steals	2, (5x) Last vs Samford, 12/28/25
FG Made	10, vs Samford, 12/28/25
FG Attempted	12, (3x) Last vs Samford, 12/28/25
3-PT FG Made	3, vs Samford, 12/28/25
3-PT FG Attempted	5, vs Alcorn State, 11/24/25
FT Made	3, (2x) Last vs Auburn, 1/1/26
FT Attempted	6, vs Davidson, 11/4/25
Minutes	30, at La Salle, 12/20/25

NOTEABLES

FRESHMAN (2025-26)

- SEC Freshman of the Week (Dec. 30).
- Scored 11 points in her first SEC game against Auburn (Jan. 1).
- Had first double-double in first career start with season-high 24 points and 10 rebounds on 10-12 shooting against Samford (Dec. 28) en route to first SEC FOTW honor.
- Team-leading 18 points against La Salle on 75 percent shooting (Dec. 20).
- 12 points against Charlotte on 75 percent shooting (Dec. 7).
- 10 point performance vs ULM with two fourth-quarter threes.
- Scored a career-high 17 points on 87.5 percent shooting against Jackson State (Nov. 13).
- Nine points and five rebounds against Mississippi Valley (Nov. 9).
- Scored 12 points and collected seven rebounds against Georgia State (Nov. 7).
- Scored 11 points in her MSU debut against Davidson (Nov. 3), along with six rebounds, two steals and a block.

PERSONAL

- Attended Lawrence Central HS and played under her mother, Jannon Lampley.
- 37th-ranked recruit in the class of 2025, according to ESPN.
- Averaged 18.0 points, 5.8 rebounds, 2.1 steals and 2.0 assists per game throughout HS career.
- Finished as Lawrence Central's all-time leading scoring, rebounding, and steals leader.
- 2023-24 Indiana Gatorade POTY after guiding Lawrence Central to an IHSAA 4A State Championship.

LAMPLEY'S GAME-BY-GAME STATS

DATE	OPPONENT	GS	MIN	FG-FGA	FG%	3FG-3FGA	3FG%	FT-FTA	FT%	OFF-DEF	REB	PF	AST	TO	STL	BLK	PTS
Nov. 3	DAVIDSON		27:09	4-9	.444	0-1	.000	3-6	.500	3-3	6	0	1	2	2	1	11
Nov. 7	GEORGIA STATE		27:36	5-8	.625	1-1	1.000	1-1	1.000	3-4	7	1	2	0	1	0	12
Nov. 9	MISSISSIPPI VALLEY STATE		23:15	4-11	.364	1-2	.500	0-0	.000	3-2	5	2	3	5	0	0	9
Nov. 13	JACKSON STATE		21:22	7-8	.875	2-2	1.000	1-2	.500	1-0	1	1	0	1	0	0	17
Nov. 20	at Texas Tech		10:48	1-2	.500	0-0	.000	0-0	.000	0-0	0	0	1	2	0	0	2
Nov. 24	vs Alcorn State		19:54	3-12	.250	1-5	.200	2-5	.400	6-4	10	1	0	2	2	0	9
Nov. 25	vs Middle Tennessee		12:22	1-2	.500	0-0	.000	0-0	.000	0-3	3	2	0	2	0	0	2
Nov. 30	ULM		22:51	4-7	.571	2-5	.400	0-0	.000	1-4	5	0	0	0	2	0	10
Dec. 4	PITT		22:27	3-6	.500	1-3	.333	0-0	.000	2-5	7	1	1	0	2	1	7
Dec. 7	CHARLOTTE		18:57	6-8	.750	0-2	.000	0-1	.000	2-3	5	1	1	3	1	0	12
Dec. 14	SOUTHERN MISS		25:04	3-7	.429	0-1	.000	2-4	.500	3-6	9	1	3	2	0	1	8
Dec. 17	ALABAMA STATE		29:35	5-9	.556	2-3	.667	0-0	.000	1-3	4	1	2	1	1	1	12
Dec. 20	at La Salle		30:16	8-12	.667	2-4	.500	0-0	.000	3-3	6	1	2	4	1	0	18
Dec. 28	SAMFORD	*	27:23	10-12	.833	3-3	1.000	1-2	.500	4-6	10	0	2	1	2	1	24
Jan. 1	AUBURN		29:54	4-11	.364	0-4	.000	3-3	1.000	1-5	6	1	3	3	0	0	11
Jan. 4	at #8 Oklahoma		21:11	1-8	.125	0-3	.000	1-2	.500	1-3	4	0	0	1	1	0	3
Jan. 8	#20 TENNESSEE																
Jan. 11	at #18 Ole Miss																
Jan. 15	VANDERBILT																
Jan. 18	KENTUCKY																
Jan. 25	at Alabama																
Jan. 29	at Tennessee																
Feb. 1	MISSOURI																
Feb. 5	at South Carolina																
Feb. 12	GEORGIA																
Feb. 16	at Arkansas																
Feb. 19	FLORIDA																
Feb. 22	at Texas																
Feb. 26	at Texas A&M																
Mar. 1	LSU																

LED TEAM IN...

Category	Number of Times	Record When
Points	1	1-0
Rebounds	1	1-0
Assists	1	1-0
Blocks	1	1-0
Steals	2	2-0
Minutes	-	-
3 FG Made	5	5-0
FT Made	-	-
Plus/Minus	2	1-1

PLAYER PRODUCTION CHART

Category	25-26	Career
10+ Points	9	9
20+ Points	1	1
30+ Points	-	-
3+ 3FG Made	1	1
5+ FT Made	-	-
5+ Assists	-	-
10+ Assists	-	-
5+ Rebounds	12	12
10+ Rebounds	2	2
3+ Blocks	-	-
3+ Steals	-	-

YEAR	TEAM	GP	GS	MIN/AVG	FG-FGA	FG%	3FG-3FGA	3FG%	FT-FTA	FT%	OFF-DEF	REB	RPG	AST	APG	TO	STL	SPG	BLK	BPG	PTS	PPG	DBL	DBL
2025-26	MSU	16	1	370/23.1	69-132	52.3	15-39	38.5	14-26	53.9	34-54	88	5.5	21	1.3	29	15	0.9	5	0.3	167	10.4	1	
TOTALS		16	1	370/23.1	69-132	52.3	15-39	38.5	14-26	53.9	34-54	88	5.5	21	1.3	29	15	0.9	5	0.3	167	10.4	1	



13 ROCÍO JIMÉNEZ

R-SO. | C | 6-7 | ELÍAS PIÑA, DOMINICAN REPUBLIC | CENTRAL POINTE CHRISTIAN ACADEMY



SCAN OR [CLICK HERE](#) FOR FULL BIO/STATISTICS

SEASON HIGHS

Points9, vs Mississippi Valley State, 11/9/25
Rebounds3, vs Mississippi Valley State, 11/9/25
Assists
Blocks1, (2x) Last vs Samford, 12/28/25
Steals1, vs Mississippi Valley State, 11/9/25
FG Made4, vs Mississippi Valley State, 11/9/25
FG Attempted5, (2x) Last vs Alabama State, 12/17/25
3-PT FG Made
3-PT FG Attempted
FT Made1, vs Mississippi Valley State, 11/9/25
FT Attempted2, vs Mississippi Valley State, 11/9/25
Minutes7, vs Pitt, 12/4/25

SEC HIGHS

Points
Rebounds
Assists
Blocks
Steals
FG Made
FG Attempted
3PT FG Made
3PT FG Attempted
FT Made
FT Attempted
Minutes

CAREER HIGHS

Points9, vs Mississippi Valley State, 11/9/25
Rebounds3, vs Mississippi Valley State, 11/9/25
Assists
Blocks1, (2x) Last vs Samford, 12/28/25
Steals1, vs Mississippi Valley State, 11/9/25
FG Made4, vs Mississippi Valley State, 11/9/25
FG Attempted5, (2x) Last vs Alabama State, 12/17/25
3-PT FG Made
3-PT FG Attempted
FT Made1, vs Mississippi Valley State, 11/9/25
FT Attempted2, vs Mississippi Valley State, 11/9/25
Minutes7, vs Pitt, 12/4/25

NOTEABLES

R-SOPHOMORE (2025-26)

- Scored nine points on 4-5 shooting and collected three rebounds, one steal and a block in five minutes against Mississippi Valley (Nov. 9).
- Made her Mississippi State debut against Georgia State on November 7.

R-FRESHMAN (2024-25)

- Redshirted, did not see any action.

FRESHMAN (2023-24)

- Decided to redshirt and rehab in injury sustained prior to Mississippi State, reclassified to become a part of the program at the midseason point in December.

PERSONAL

- Played one season at Central Pointe Christian Academy, leading the team to a 21-5 record.
- Competed on the international stage as one of the youngest players within the Dominican Republic's FIBA Women's National Team Organization.
- Played basketball only three years prior to Mississippi State.

JIMÉNEZ'S GAME-BY-GAME STATS

DATE	OPPONENT	GS	MIN	FG-FGA	FG%	3FG-3FGA	3FG%	FT-FTA	FT%	OFF-DEF	REB	PF	AST	TO	STL	BLK	PTS
Nov. 3	DAVIDSON		DNP														
Nov. 7	GEORGIA STATE		1:01	0-0	.000	0-0	.000	0-0	.000	0-0	0	0	0	0	0	0	0
Nov. 9	MISSISSIPPI VALLEY STATE		5:00	4-5	.800	0-0	.000	1-2	.500	2-1	3	0	0	0	1	1	9
Nov. 13	JACKSON STATE		0:33	0-1	.000	0-0	.000	0-0	.000	0-0	0	0	0	0	0	0	0
Nov. 20	at Texas Tech		1:21	0-0	.000	0-0	.000	0-0	.000	0-0	0	0	0	1	0	1	0
Nov. 24	vs Alcorn State		DNP														
Nov. 25	vs Middle Tennessee		DNP														
Nov. 30	ULM		DNP														
Dec. 4	PITT		6:55	0-1	.000	0-0	.000	0-0	.000	0-1	1	2	0	1	0	0	0
Dec. 7	CHARLOTTE		1:07	0-0	.000	0-0	.000	0-0	.000	0-0	0	0	0	0	0	0	0
Dec. 14	SOUTHERN MISS		DNP														
Dec. 17	ALABAMA STATE		2:51	1-5	.200	0-0	.000	0-0	.000	2-0	2	0	0	0	0	0	2
Dec. 20	at La Salle		DNP														
Dec. 28	SAMFORD		2:16	0-0	.000	0-0	.000	0-0	.000	0-1	1	0	0	1	0	1	0
Jan. 1	AUBURN		DNP														
Jan. 4	at #8 Oklahoma		DNP														
Jan. 8	#20 TENNESSEE																
Jan. 11	at #18 Ole Miss																
Jan. 15	VANDERBILT																
Jan. 18	KENTUCKY																
Jan. 25	at Alabama																
Jan. 29	at Tennessee																
Feb. 1	MISSOURI																
Feb. 5	at South Carolina																
Feb. 12	GEORGIA																
Feb. 16	at Arkansas																
Feb. 19	FLORIDA																
Feb. 22	at Texas																
Feb. 26	at Texas A&M																
Mar. 1	LSU																

LED TEAM IN...

Category	Number of Times	Record When
Points	-	-
Rebounds	-	-
Assists	-	-
Blocks	-	-
Steals	-	-
Minutes	-	-
3 FG Made	-	-
FT Made	-	-
Plus/Minus	-	-

PLAYER PRODUCTION CHART

Category	25-26	Career
10+ Points	-	-
20+ Points	-	-
30+ Points	-	-
3+ 3FG Made	-	-
5+ FT Made	-	-
5+ Assists	-	-
10+ Assists	-	-
5+ Rebounds	-	-
10+ Rebounds	-	-
3+ Blocks	-	-
3+ Steals	-	-

YEAR	TEAM	GP	GS	MIN/AVG	FG-FGA	FG%	3FG-3FGA	3FG%	FT-FTA	FT%	OFF-DEF	REB	RPG	AST	APG	TO	STL	SPG	BLK	BPG	PTS	PPG	DBL	DBL
2025-26	MSU	8	0	21/2.6	5-12	41.7	0-0	.0	1-2	50.0	4-3	7	0.9	0	0.0	3	1	0.1	3	0.4	11	1.4	0	
TOTALS		8	0	21/2.6	5-12	41.7	0-0	.0	1-2	50.0	4-3	7	0.9	0	0.0	3	1	0.1	3	0.4	11	1.4	0	



22

NATALIYAH GRAY

FR. | F | 6-3 | HOUSTON, TEXAS. | ALIEF TAYLOR HS



SCAN OR [CLICK HERE](#) FOR FULL BIO/STATISTICS

SEASON HIGHS

Points	15, vs Mississippi Valley State, 11/9/25
Rebounds	7, vs Mississippi Valley State, 11/9/25
Assists	1, (4x) Last at La Salle, 12/20/25
Blocks	1, vs Alcorn State, 11/24/25
Steals	1, (3x) Last vs Alabama State, 12/17/25
FG Made	4, vs Mississippi Valley State, 11/9/25
FG Attempted	5, vs Mississippi Valley State, 11/9/25
3-PT FG Made	
3-PT FG Attempted	1, vs Georgia State, 11/7/25
FT Made	7, vs Mississippi Valley State, 11/9/25
FT Attempted	9, vs Mississippi Valley State, 11/9/25
Minutes	15, vs Mississippi Valley State, 11/9/25

SEC HIGHS

Points	5, at Oklahoma, 1/4/26
Rebounds	1, at Oklahoma, 1/4/26
Assists	
Blocks	
Steals	
FG Made	2, at Oklahoma, 1/4/26
FG Attempted	3, at Oklahoma, 1/4/26
3PT FG Made	
3PT FG Attempted	
FT Made	1, at Oklahoma, 1/4/26
FT Attempted	1, at Oklahoma, 1/4/26
Minutes	5, at Oklahoma, 1/4/26

CAREER HIGHS

Points	15, vs Mississippi Valley State, 11/9/25
Rebounds	7, vs Mississippi Valley State, 11/9/25
Assists	1, (4x) Last at La Salle, 12/20/25
Blocks	1, vs Alcorn State, 11/24/25
Steals	1, (2x) Last vs Mississippi Valley State, 11/9/25
FG Made	4, vs Mississippi Valley State, 11/9/25
FG Attempted	5, vs Mississippi Valley State, 11/9/25
3-PT FG Made	
3-PT FG Attempted	1, vs Georgia State, 11/7/25
FT Made	7, vs Mississippi Valley State, 11/9/25
FT Attempted	9, vs Mississippi Valley State, 11/9/25
Minutes	15, vs Mississippi Valley State, 11/9/25

NOTEABLES

FRESHMAN (2025-26)

- Scored 15 points and collected seven rebounds, all coming in the second half against Mississippi Valley State (Nov. 9). Went 7-9 from the charity stripe.
- First season in the Maroon and White.

PERSONAL

- Played at Alief Taylor HS under Brandy Jones.
- Named First Team All-State her senior season.
- Earned First Team All-Region and All-District honors in all four of her seasons.
- Averaged 22.0 points, 11.7 rebounds, 2.7 blocks, 1.9 steals and 1.2 assists over her four-year career.
- Averaged a single-season best 26 points and 12.2 rebounds her senior season.

GRAY'S GAME-BY-GAME STATS

DATE	OPPONENT	GS	MIN	FG-FGA	FG%	3FG-3FGA	3FG%	FT-FTA	FT%	OFF-DEF	REB	PF	AST	TO	STL	BLK	PTS
Nov. 3	DAVIDSON		DNP														
Nov. 7	GEORGIA STATE		4:35	1-3	.333	0-1	.000	0-1	.000	0-3	3	1	1	1	1	0	2
Nov. 9	MISSISSIPPI VALLEY STATE		15:11	4-5	.800	0-0	.000	7-9	.778	1-6	7	2	1	3	1	0	15
Nov. 13	JACKSON STATE		2:48	0-0	.000	0-0	.000	0-0	.000	0-0	0	0	0	0	0	0	0
Nov. 20	at Texas Tech		DNP														
Nov. 24	vs Alcorn State		3:32	0-1	.000	0-1	.000	0-2	.000	1-0	1	1	1	1	0	1	0
Nov. 25	vs Middle Tennessee		DNP														
Nov. 30	ULM		2:53	0-1	.000	0-0	.000	0-0	.000	0-0	0	1	0	1	0	0	0
Dec. 4	PITT		5:26	0-2	.000	0-1	.000	0-0	.000	0-2	2	1	0	1	0	0	0
Dec. 7	CHARLOTTE		3:09	0-2	.000	0-1	.000	2-2	1.000	0-1	1	0	0	0	0	0	2
Dec. 14	SOUTHERN MISS		2:43	0-0	.000	0-0	.000	0-2	.000	0-0	0	0	0	0	0	0	0
Dec. 17	ALABAMA STATE		10:17	2-3	.667	0-1	.000	1-2	.500	1-2	3	0	0	0	1	0	5
Dec. 20	at La Salle		4:12	0-2	.000	0-1	.000	0-0	.000	0-0	0	0	1	0	0	0	0
Dec. 28	SAMFORD		DNP														
Jan. 1	AUBURN		DNP														
Jan. 4	at #8 Oklahoma		4:36	2-3	.667	0-0	.000	1-1	1.000	1-0	1	0	0	0	0	0	5
Jan. 8	#20 TENNESSEE																
Jan. 11	at #18 Ole Miss																
Jan. 15	VANDERBILT																
Jan. 18	KENTUCKY																
Jan. 25	at Alabama																
Jan. 29	at Tennessee																
Feb. 1	MISSOURI																
Feb. 5	at South Carolina																
Feb. 12	GEORGIA																
Feb. 16	at Arkansas																
Feb. 19	FLORIDA																
Feb. 22	at Texas																
Feb. 26	at Texas A&M																
Mar. 1	LSU																

LED TEAM IN...

Category	Number of Times	Record When
Points	-	-
Rebounds	-	-
Assists	-	-
Blocks	-	-
Steals	-	-
Minutes	-	-
3 FG Made	-	-
FT Made	-	-
Plus/Minus	1	0-1

PLAYER PRODUCTION CHART

Category	25-26	Career
10+ Points	1	1
20+ Points	-	-
30+ Points	-	-
3+ 3FG Made	-	-
5+ FT Made	1	1
5+ Assists	-	-
10+ Assists	-	-
5+ Rebounds	1	1
10+ Rebounds	-	-
3+ Blocks	-	-
3+ Steals	-	-

YEAR	TEAM	GP	GS	MIN/AVG	FG-FGA	FG%	3FG-3FGA	3FG%	FT-FTA	FT%	OFF-DEF	REB	RPG	AST	APG	TO	STL	SPG	BLK	BPG	PTS	PPG	DBL	DBL
2025-26	MSU	11	0	59/5.4	9-22	40.9	0-6	.0	11-19	57.9	4-14	18	1.6	4	0.4	7	3	0.3	1	0.1	29	2.6	0	
TOTALS		11	0	59/5.4	9-22	40.9	0-6	.0	11-19	57.9	4-14	18	1.6	4	0.4	7	3	0.3	1	0.1	29	2.6	0	



23 FAITH WYLDER

SO. | C | 6-6 | NEW YORK, N.Y. | POTOMAC HOMESCHOOL CHRISTIAN ACADEMY | STONY BROOK *



SCAN OR [CLICK HERE](#) FOR FULL BIO/STATISTICS

SEASON HIGHS

Points	3, (2x) Last at La Salle, 12/20/25
Rebounds	4, vs Samford, 12/28/25
Assists	
Blocks	1, (2x) Last vs Alabama State, 12/17/25
Steals	1, vs Mississippi Valley State, 11/9/25
FG Made	1, at La Salle, 12/20/25
FG Attempted	2, (2x) Last at La Salle, 12/20/25
3-PT FG Made	
3-PT FG Attempted	
FT Made	3, vs Southern Miss, 12/14/25
FT Attempted	4, vs Southern Miss, 12/14/25
Minutes	8, vs Mississippi Valley State, 11/9/25

SEC HIGHS

Points	
Rebounds	
Assists	
Blocks	
Steals	
FG Made	
FG Attempted	
3PT FG Made	
3PT FG Attempted	
FT Made	
FT Attempted	
Minutes	

CAREER HIGHS

Points	3, (3x) Last at La Salle, 12/20/25
Rebounds	4, vs Samford, 12/28/25
Assists	
Blocks	1, (2x) Last vs Alabama State, 12/17/25
Steals	1, (3x) Last vs Mississippi Valley State, 11/9/25
FG Made	1, (3x) Last at La Salle, 12/20/25
FG Attempted	2, (3x) Last at La Salle, 12/20/25
3-PT FG Made	
3-PT FG Attempted	
FT Made	3, vs Southern Miss, 12/14/25
FT Attempted	4, (2x) Last vs Southern Miss, 12/14/25
Minutes	8, vs Mississippi Valley State, 11/9/25

NOTEABLES

SOPHOMORE (2025-26)

- Scored first points at Mississippi State against Southern Miss, knocking down three free throws (Dec. 14).
- Made her Mississippi State debut against Georgia State on November 7.

FRESHMAN (2024-25) - STONY BROOK*

- Played in only six games due to injury.
- Tallied a season-high three points in six minutes of action against Monmouth.

WYLDER'S GAME-BY-GAME STATS

DATE	OPPONENT	GS	MIN	FG-FGA	FG%	3FG-3FGA	3FG%	FT-FTA	FT%	OFF-DEF	REB	PF	AST	TO	STL	BLK	PTS
Nov. 3	DAVIDSON		DNP														
Nov. 7	GEORGIA STATE		2:36	0-1	.000	0-0	.000	0-0	.000	1-0	1	1	0	0	0	0	0
Nov. 9	MISSISSIPPI VALLEY STATE		8:17	0-0	.000	0-0	.000	0-0	.000	0-1	1	1	0	0	1	1	0
Nov. 13	JACKSON STATE		0:57	0-0	.000	0-0	.000	0-0	.000	0-0	0	1	0	0	0	0	0
Nov. 20	at Texas Tech		DNP														
Nov. 24	vs Alcorn State		DNP														
Nov. 25	vs Middle Tennessee		DNP														
Nov. 30	ULM		DNP														
Dec. 4	PITT		DNP														
Dec. 7	CHARLOTTE		DNP														
Dec. 14	SOUTHERN MISS		7:09	0-2	.000	0-0	.000	3-4	.750	2-0	2	0	0	0	0	0	3
Dec. 17	ALABAMA STATE		5:16	0-0	.000	0-0	.000	0-0	.000	0-0	0	2	0	0	0	1	0
Dec. 20	at La Salle		6:18	1-2	.500	0-0	.000	1-1	1.000	1-1	2	0	0	1	0	0	3
Dec. 28	SAMFORD		7:29	1-1	1.000	0-0	.000	0-0	.000	1-3	4	0	0	0	0	0	2
Jan. 1	AUBURN		DNP														
Jan. 4	at #8 Oklahoma		DNP														
Jan. 8	#20 TENNESSEE																
Jan. 11	at #18 Ole Miss																
Jan. 15	VANDERBILT																
Jan. 18	KENTUCKY																
Jan. 25	at Alabama																
Jan. 29	at Tennessee																
Feb. 1	MISSOURI																
Feb. 5	at South Carolina																
Feb. 12	GEORGIA																
Feb. 16	at Arkansas																
Feb. 19	FLORIDA																
Feb. 22	at Texas																
Feb. 26	at Texas A&M																
Mar. 1	LSU																

LED TEAM IN...

Category	Number of Times	Record When
Points	-	-
Rebounds	-	-
Assists	-	-
Blocks	-	-
Steals	-	-
Minutes	-	-
3 FG Made	-	-
FT Made	1	1-0
Plus/Minus	-	-

PLAYER PRODUCTION CHART

Category	24-25*	25-26	Career
10+ Points	-	-	-
20+ Points	-	-	-
30+ Points	-	-	-
3+ 3FG Made	-	-	-
5+ FT Made	-	-	-
5+ Assists	-	-	-
10+ Assists	-	-	-
5+ Rebounds	-	-	-
10+ Rebounds	-	-	-
3+ Blocks	-	-	-
3+ Steals	-	-	-

YEAR	TEAM	GP	GS	MIN/AVG	FG-FGA	FG%	3FG-3FGA	3FG%	FT-FTA	FT%	OFF-DEF	REB	RPG	AST	APG	TO	STL	SPG	BLK	BPG	PTS	PPG	DBL	DBL
2024-25*	SBU	6	0	21/3.5	2-4	50.0	0-0	.0	1-4	25.0	2-1	3	0.5	0	0.0	2	2	0.3	0	0.0	5	0.8	0	
2025-26	MSU	7	0	38/5.4	2-6	33.3	0-0	.0	4-5	80.0	5-5	10	1.4	0	0.0	1	1	0.1	2	0.3	8	1.1	0	
TOTALS		13	0	59/4.5	4-10	40.0	0-0	.0	5-9	55.6	7-6	13	1.0	0	0.0	3	3	0.2	2	0.2	13	1.0	0	



25

JR. | F | 6-3 | DELTA, NIGERIA | HAKUHO GIRLS' HS | MUKOGAWA WOMEN'S UNIVERSITY (JAPAN)

FAVOUR NWAEDOZI

SCAN OR [CLICK HERE](#) FOR FULL BIO/STATISTICS

SEASON HIGHS	SEC HIGHS	CAREER HIGHS
Points.....30, vs Samford, 12/28/25	Points.....9, vs Auburn, 1/1/26	Points.....30, vs Samford, 12/28/25
Rebounds.....23, vs Southern Miss, 12/14/25	Rebounds.....13, vs Auburn, 1/1/26	Rebounds.....23, vs Southern Miss, 12/14/25
Assists.....4, vs Jackson State, 11/13/25	Assists.....2, (2x) Last at Oklahoma, 1/4/26	Assists.....4, vs Jackson State, 11/13/25
Blocks.....2, (4x) Last vs Alcorn State, 11/24/25	Blocks.....	Blocks.....2, (4x) Last vs Alcorn State, 11/24/25
Steals.....3, vs Mississippi Valley State, 11/9/25	Steals.....2, at Oklahoma, 1/4/26	Steals.....3, vs Mississippi Valley State, 11/9/25
FG Made.....12, vs Samford, 12/28/25	FG Made.....3, vs Auburn, 1/1/26	FG Made.....12, vs Samford, 12/28/25
FG Attempted.....18, vs Samford, 12/28/25	FG Attempted.....11, at Oklahoma, 1/4/26	FG Attempted.....18, vs Samford, 12/28/25
3-PT FG Made.....	3PT FG Made.....	3-PT FG Made.....
3-PT FG Attempted.....4, at Oklahoma, 1/4/26	3PT FG Attempted.....4, at Oklahoma, 1/4/26	3-PT FG Attempted.....4, at Oklahoma, 1/4/26
FT Made.....6, (2x) Last vs Samford, 12/28/25	FT Made.....3, vs Auburn, 1/1/26	FT Made.....6, (2x) Last vs Samford, 12/28/25
FT Attempted.....9, vs Jackson State, 11/13/25	FT Attempted.....3, vs Auburn, 1/1/26	FT Attempted.....9, vs Jackson State, 11/13/25
Minutes.....33, vs Southern Miss, 12/14/25	Minutes.....33, at Oklahoma, 1/4/26	Minutes.....33, vs Southern Miss, 12/14/25

NOTEABLES

- JUNIOR (2025-26)
- SEC Co-Player of the Week (Dec. 30)
 - Nine points and 13 rebounds in her SEC debut against Auburn (Jan. 1).
 - 13 points and 16 rebounds at La Salle, her sixth double-double of the season (Dec. 20).
 - Collected career highs of 21 points and 23 rebounds vs Southern Miss (Dec. 14), becoming the first SEC player and third in the nation to collect a 20 point-20 rebound game.
 - 16 points and 11 boards vs Charlotte, her fourth double-double (Dec. 7).
 - 14 points on 70 percent shooting alongside seven rebounds and two blocks in 18 minutes against Pitt (Dec. 4).
 - 18 points with 15 rebounds against Jackson State (Nov. 13). Also led team in assists (4) and FTs made (6).
 - 17 points along with 10 rebounds in her second game in the Maroon and White.
 - Collected a double-double in her first game at MSU against Davidson (Nov. 3), scoring 10 points and bringing in 10 rebounds, seven of which came on the offensive glass.

- SOPHOMORE-FRESHMAN (2023-25)
- Attended Mukogawa Women's University in Nishinomiya, Japan.
 - Played for MWU's Basketball team, known as the Lavy's.
 - In the 2025 spring season, she averaged 26 points and 17 rebounds per game, leading the Kensai Women's Spring Basketball Championship.

- PERSONAL
- Originally from Nigeria, she moved to Japan during high school, attending Hakuho Girls' HS.
 - Experienced a 14 hour time change when she moved to Starkville.

NWAEDOZI'S GAME-BY-GAME STATS

DATE	OPPONENT	GS	MIN	FG-FGA	FG%	3FG-3FGA	3FG%	FT-FTA	FT%	OFF-DEF	REB	PF	AST	TO	STL	BLK	PTS
Nov. 3	DAVIDSON	*	28:52	3-10	.300	0-0	.000	4-7	.571	7-3	10	3	0	1	2	0	10
Nov. 7	GEORGIA STATE	*	25:29	7-10	.700	0-0	.000	3-3	1.000	4-6	10	2	3	1	0	2	17
Nov. 9	MISSISSIPPI VALLEY STATE	*	19:03	3-6	.500	0-0	.000	1-4	.250	8-8	16	0	1	1	3	2	7
Nov. 13	JACKSON STATE	*	28:24	6-8	.750	0-0	.000	6-9	.667	3-12	15	3	4	4	1	1	18
Nov. 20	at Texas Tech	*	23:51	4-8	.500	0-0	.000	1-2	.500	2-7	9	4	1	2	0	2	9
Nov. 24	vs Alcorn State	*	21:58	2-4	.500	0-0	.000	0-2	.000	1-3	4	3	1	2	1	2	4
Nov. 25	vs Middle Tennessee	*	25:25	5-8	.625	0-0	.000	3-4	.750	2-4	6	4	3	2	0	0	13
Nov. 30	ULM	*	21:34	6-10	.600	0-0	.000	1-3	.333	3-4	7	3	2	2	0	0	13
Dec. 4	PITT	*	18:18	7-10	.700	0-0	.000	0-1	.000	3-4	7	0	2	0	0	2	14
Dec. 7	CHARLOTTE	*	24:17	8-13	.615	0-0	.000	0-0	.000	5-6	11	4	0	1	0	1	16
Dec. 14	SOUTHERN MISS	*	32:37	10-17	.588	0-0	.000	1-1	1.000	9-14	23	3	1	0	0	1	21
Dec. 17	ALABAMA STATE	*	16:47	8-9	.889	0-0	.000	4-5	.800	3-3	6	0	1	0	1	1	20
Dec. 20	at La Salle	*	24:56	5-9	.556	0-0	.000	3-3	1.000	6-10	16	3	3	2	1	0	13
Dec. 28	SAMFORD	*	25:46	12-18	.667	0-1	.000	6-8	.750	5-5	10	0	2	0	1	0	30
Jan. 1	AUBURN	*	24:51	3-4	.750	0-0	.000	3-3	1.000	5-8	13	4	2	1	0	0	9
Jan. 4	at #8 Oklahoma	*	32:30	1-11	.091	0-4	.000	2-2	1.000	2-5	7	3	2	2	2	0	4
Jan. 8	#20 TENNESSEE																
Jan. 11	at #18 Ole Miss																
Jan. 15	VANDERBILT																
Jan. 18	KENTUCKY																
Jan. 25	at Alabama																
Jan. 29	at Tennessee																
Feb. 1	MISSOURI																
Feb. 5	at South Carolina																
Feb. 12	GEORGIA																
Feb. 16	at Arkansas																
Feb. 19	FLORIDA																
Feb. 22	at Texas																
Feb. 26	at Texas A&M																
Mar. 1	LSU																

LED TEAM IN...											PLAYER PRODUCTION CHART										
Category	Number of Times			Record When			Category	25-26	Career			Category	25-26	Career			Category	25-26	Career		
Points	6			6-0			10+ Points	11	11			10+ Points	11	11			10+ Points	11	11		
Rebounds	9			7-2			20+ Points	3	3			20+ Points	3	3			20+ Points	3	3		
Assists	2			1-1			30+ Points	1	1			30+ Points	1	1			30+ Points	1	1		
Blocks	5			4-1			3+ 3FG Made	-	-			3+ 3FG Made	-	-			3+ 3FG Made	-	-		
Steals	2			1-1			5+ FT Made	1	1			5+ FT Made	1	1			5+ FT Made	1	1		
Minutes	1			0-1			5+ Assists	-	-			5+ Assists	-	-			5+ Assists	-	-		
3 FG Made	-			-			10+ Assists	-	-			10+ Assists	-	-			10+ Assists	-	-		
FT Made	3			3-0			5+ Rebounds	15	15			5+ Rebounds	15	15			5+ Rebounds	15	15		
Plus/Minus	2			2-0			10+ Rebounds	9	9			10+ Rebounds	9	9			10+ Rebounds	9	9		
							3+ Blocks	-	-			3+ Blocks	-	-			3+ Blocks	-	-		
							3+ Steals	1	1			3+ Steals	1	1			3+ Steals	1	1		

YEAR	TEAM	GP	GS	MIN/AVG	FG-FGA	FG%	3FG-3FGA	3FG%	FT-FTA	FT%	OFF-DEF	REB	RPG	AST	APG	TO	STL	SPG	BLK	BPG	PTS	PPG	DBL DBL
2025-26	MSU	16	16	395/24.7	90-155	58.1	0-5	.0	38-57	66.7	68-102	170	10.6	28	1.8	21	12	0.8	14	0.9	218	13.6	7
TOTALS		16	16	395/24.7	90-155	58.1	0-5	.0	38-57	66.7	68-102	170	10.6	28	1.8	21	12	0.8	14	0.9	218	13.6	7



40

MADISON FRANCIS

FR. | F | 6-2 | LANCASTER, N.Y. | LANCASTER CENTRAL HS



SCAN OR [CLICK HERE](#) FOR FULL BIO/STATISTICS

SEASON HIGHS

Points	30, vs Alabama State, 12/17/25
Rebounds	13, (2x) Last vs Auburn, 1/1/26
Assists	4, vs Alcorn State, 11/24/25
Blocks	7, vs Charlotte, 12/7/25
Steals	3, (3x) Last vs Alabama State, 12/17/25
FG Made	12, vs Alabama State, 12/17/25
FG Attempted	16, vs Alabama State, 12/17/25
3-PT FG Made	2, vs Alabama State, 12/17/25
3-PT FG Attempted	4, vs Mississippi Valley State, 11/9/25
FT Made	6, vs Alcorn State, 11/24/25
FT Attempted	6, (3x) Last vs Alabama State, 12/17/25
Minutes	36, vs ULM, 11/30/25

SEC HIGHS

Points	12, vs Auburn, 1/1/26
Rebounds	13, vs Auburn, 1/1/26
Assists	
Blocks	
Steals	
FG Made	4, vs Auburn, 1/1/26
FG Attempted	9, vs Auburn, 1/1/26
3PT FG Made	
3PT FG Attempted	1, vs Auburn, 1/1/26
FT Made	4, vs Auburn, 1/1/26
FT Attempted	4, vs Auburn, 1/1/26
Minutes	30, vs Auburn, 1/1/26

CAREER HIGHS

Points	30, vs Alabama State, 12/17/25
Rebounds	13, (2x) Last vs Auburn, 1/1/26
Assists	4, vs Alcorn State, 11/24/25
Blocks	7, vs Charlotte, 12/7/25
Steals	3, (3x) Last vs Alabama State, 12/17/25
FG Made	12, vs Alabama State, 12/17/25
FG Attempted	16, vs Alabama State, 12/17/25
3-PT FG Made	2, vs Alabama State, 12/17/25
3-PT FG Attempted	4, vs Mississippi Valley State, 11/9/25
FT Made	6, vs Alcorn State, 11/24/25
FT Attempted	6, (3x) Last vs Alabama State, 12/17/25
Minutes	36, vs ULM, 11/30/25

NOTEABLES

FRESHMAN (2025-26)

- Tamika Catchings USBWA National Freshman of the Week (Dec. 2).
- Fourth double-double in SEC debut with 12 points and season-high 13 rebounds vs Auburn (Jan. 1).
- One of MSU four double doubles vs Samford (Dec. 28) with 23 points on 10-14 shooting with 11 rebounds and four blocks.
- Joined the likes of LaToya Thomas, Victoria Vivians and Rickea Jackson as Bulldog freshmen to score 30+ with a 30-point double-double against Alabama State (Dec. 17).
- 14 points, seven boards and seven blocks vs Charlotte (Dec. 7).
- First career double-double against Pitt (10 points, 10 reb.) (Dec. 4).
- Back-to-back 15+ point performances against Alcorn State and MTSU, which led her to being named Emerald Coast Classic MVP.
- Collected fourth straight 10+ point game in her first career start against Texas Tech (Nov. 20), finishing with 10.
- Secured season-highs of 17 points, eight rebounds and three assists against Mississippi Valley (Nov. 9).

PERSONAL (2025-26)

- Played four seasons at Lancaster HS under head coach Jayson Jaskier.
- Averaged 24.8 points, 12.6 rebounds, 4.5 steals, 3.6 assists and 3.0 blocks throughout her HS career.
- Collected over 2000 points and 1000 rebounds.
- Won Gold with 2024 USA Women's USA U18 National Team at 2024 Fiba U18 AmeriCup.
- One of 12 HS players to be elected to play in the 2025 USA Women's Nike Hoop Summit.
- Selected to participate in the 2025 USA Basketball U19 National Team Trials.

FRANCIS' GAME-BY-GAME STATS

DATE	OPPONENT	GS	MIN	FG-FGA	FG%	3FG-3FGA	3FG%	FT-FTA	FT%	OFF-DEF	REB	PF	AST	TO	STL	BLK	PTS
Nov. 3	DAVIDSON		31:09	3-8	.375	0-1	.000	2-4	.500	1-3	4	3	1	3	0	6	8
Nov. 7	GEORGIA STATE		22:13	4-10	.400	0-2	.000	2-3	.667	4-2	6	3	1	4	0	1	10
Nov. 9	MISSISSIPPI VALLEY STATE		24:25	7-12	.583	1-4	.250	2-2	1.000	4-4	8	0	3	2	2	5	17
Nov. 13	JACKSON STATE		29:51	5-9	.556	0-3	.000	1-2	.500	1-1	2	4	1	1	3	3	11
Nov. 20	at Texas Tech	*	23:09	5-12	.417	0-2	.000	0-1	.000	0-4	4	5	0	3	0	1	10
Nov. 24	vs Alcorn State	*	30:31	4-6	.667	1-3	.333	6-6	1.000	2-4	6	2	4	3	3	1	15
Nov. 25	vs Middle Tennessee	*	32:32	7-11	.636	1-2	.500	2-2	1.000	3-3	6	4	3	0	1	6	17
Nov. 30	ULM	*	36:03	3-10	.300	0-1	.000	2-2	1.000	8-5	13	2	2	5	2	3	8
Dec. 4	PITT	*	29:24	4-10	.400	0-1	.000	2-4	.500	3-7	10	1	2	2	2	2	10
Dec. 7	CHARLOTTE	*	32:27	5-11	.455	0-3	.000	4-6	.667	3-4	7	1	1	2	1	7	14
Dec. 14	SOUTHERN MISS	*	25:26	2-11	.182	0-0	.000	3-4	.750	3-2	5	2	0	1	1	1	7
Dec. 17	ALABAMA STATE	*	30:13	12-16	.750	2-3	.667	4-6	.667	6-4	10	1	2	2	3	4	30
Dec. 20	at La Salle	*	14:02	1-3	.333	0-0	.000	2-2	1.000	1-1	2	1	2	1	2	1	4
Dec. 28	SAMFORD	*	25:38	10-14	.714	1-3	.333	2-3	.667	6-5	11	0	1	1	1	4	23
Jan. 1	AUBURN	*	30:08	4-9	.444	0-1	.000	4-4	1.000	5-8	13	3	0	2	0	0	12
Jan. 4	at #8 Oklahoma	*	19:59	1-9	.111	0-4	.000	1-2	.500	3-4	7	5	0	2	0	3	3
Jan. 8	#20 TENNESSEE		DNP														
Jan. 11	at #18 Ole Miss		DNP														
Jan. 15	VANDERBILT		DNP														
Jan. 18	KENTUCKY		DNP														
Jan. 25	at Alabama		DNP														
Jan. 29	at Tennessee		DNP														
Feb. 1	MISSOURI		DNP														
Feb. 5	at South Carolina		DNP														
Feb. 12	GEORGIA		DNP														
Feb. 16	at Arkansas		DNP														
Feb. 19	FLORIDA		DNP														
Feb. 22	at Texas		DNP														
Feb. 26	at Texas A&M		DNP														
Mar. 1	LSU		DNP														

LED TEAM IN...

Category	Number of Times	Record When
Points	3	3-0
Rebounds	6	5-1
Assists	1	1-0
Blocks	11	10-1
Steals	6	6-0
Minutes	4	4-0
3 FG Made	2	2-0
FT Made	3	3-0
Plus/Minus	2	2-0

PLAYER PRODUCTION CHART

Category	25-26	Career
10+ Points	11	11
20+ Points	2	2
30+ Points	1	1
3+ 3FG Made	-	-
5+ FT Made	1	1
5+ Assists	-	-
10+ Assists	-	-
5+ Rebounds	12	12
10+ Rebounds	5	5
3+ Blocks	9	9
3+ Steals	3	3

YEAR	TEAM	GP	GS	MIN/AVG	FG-FGA	FG%	3FG-3FGA	3FG%	FT-FTA	FT%	OFF-DEF	REB	RPG	AST	APG	TO	STL	SPG	BLK	BPG	PTS	PPG	DBL	DBL
2025-26	MSU	16	12	437/27.3	77-161	47.8	6-33	18.2	39-53	73.6	53-61	114	7.1	23	1.4	34	21	1.3	48	3.0	199	12.4	4	
TOTALS		16	12	437/27.3	77-161	47.8	6-33	18.2	39-53	73.6	53-61	114	7.1	23	1.4	34	21	1.3	48	3.0	199	12.4	4	

2025-26 TV/RADIO ROSTER



SANIAH KING
So. | G | 5-7 | Washington, D.C.
Howard



DESTINEY MCPHAUL
R-Sr. | G | 5-9 | Philadelphia, Pa.
Northwest Florida State College/Temple



TRAYANNA CRISP
Sr. | G | 5-8 | Goodyear, Ariz.
Arizona State/North Carolina



CHANDLER PRATER
Gr. | G/F | 5-10 | Kansas City, Mo.
Oklahoma State/Kansas



AWA FANE
Jr. | G/F | 5-8 | Thies, Senegal
Panola College



JAYLAH LAMPLEY
Fr. | G | 6-1 | Fishers, Ind.
Lawrence Central HS



ROCÍO JIMÉNEZ
R-Fr. | C | 6-7 | Elías Piña, Dominican Republic
Central Pointe Christian Academy



NATALIYAH GRAY
Fr. | F | 6-3 | Houston, Texas
Alief Taylor HS



FAITH WYLDER
So. | C | 6-6 | New York, N.Y.
Stony Brook



FAVOUR NWAEDOZI
Jr. | F | 6-3 | Delta, Nigeria
Mukogawa Women's University (Japan)



KHARYSSA RICHARDSON
Sr. | F | 6-2 | Douglasville, Ga.
Auburn/Ole Miss



MADISON FRANCIS
Fr. | F | 6-2 | Lancaster, N.Y.
Lancaster Central HS



SAM PURCELL
Head Coach
Fourth Season



FRED CASTRO
Associate Head Coach
Second Season



ANITA HOWARD
Assistant Coach
Second Season
















SAMANTHA WILLIAMS
Assistant Coach
Second Season



TONY DUKES
Assistant Coach/Scouting
Third Season

TV/RADIO CHART

1		SANIYAH KING Guard 5-7 So. Washington, D.C. Bishop Ireton HS Howard	GP-GS	PPG	RPG	APG	FG%	3FG%	FT%	SPG	MPG	<ul style="list-style-type: none"> Collected season-highs of eight points and four assists vs Pitt (Dec. 4), including a pair of threes. Scored five points against Texas Tech (Nov. 20) and Middle Tennessee State (Nov. 25) 2025 MEAC Rookie of the Year
		2025-26	11-0	2.4	1.9	1.4	23.1	23.5	80.0	0.5	16.4	
		CAREER	43-31	9.2	2.8	3.7	34.9	32.5	75.0	1.3	28.1	
2		DESTINEY MCPHAUL Guard 5-9 R-Sr. Philadelphia, Pa. West Catholic HS Temple Northwest Florida State CC	GP-GS	PPG	RPG	APG	FG%	3FG%	FT%	SPG	MPG	<ul style="list-style-type: none"> 14 points in first SEC game against Auburn (Jan. 1) 16 points, 10 assists and six steals vs La Salle, her first career double double (Dec. 20). Career-high 22 points on 61.5 percent shooting against Pitt in 22 minutes (Dec. 4).
		2025-26	16-16	11.9	2.6	3.8	49.6	36.9	75.0	1.8	29.2	
		CAREER	47-17	9.4	2.7	2.9	48.0	37.4	79.6	1.4	24.7	
4		TRAYANNA CRISP Guard 5-8 Sr. Goodyear, Ariz. Millennium HS Arizona State North Carolina	GP-GS	PPG	RPG	APG	FG%	3FG%	FT%	SPG	MPG	<ul style="list-style-type: none"> Has hit a three in 13 straight games played. Season-high 17 points in SEC Debut vs Auburn (Jan. 1). Collected a career-high seven assists with no turnovers vs Alabama State (Dec. 17). Fourth 10+ point game with 12 against Southern Miss (Dec. 14).
		2025-26	15-15	8.7	1.8	2.8	41.5	39.1	78.3	0.9	27.0	
		CAREER	102-51	8.0	2.2	1.7	37.8	30.8	76.0	0.8	24.1	
5		CHANDLER PRATER Guard/Forward 5-10 Gr. Kansas City, Mo. North Kansas City HS Kansas Oklahoma State	GP-GS	PPG	RPG	APG	FG%	3FG%	FT%	SPG	MPG	<ul style="list-style-type: none"> Became first Dawg since Teaira McCowan to get 5 straight double doubles with 10 points and 10 rebounds vs Samford (Dec. 28) 18 points and 10 rebounds vs Southern Miss (Dec. 14). Scored a career-high 25 points while tying career-high four makes from distance against Mississippi Valley (Nov. 9)
		2025-26	16-16	9.8	7.0	2.6	43.8	37.8	87.8	1.2	23.3	
		CAREER	141-64	7.4	4.8	1.8	41.9	29.7	81.9	1.1	22.0	
8		AWA FANE Guard 5-8 Jr. Thies, Senegal Life Preparatory Academy (Kan.) Panola College	GP-GS	PPG	RPG	APG	FG%	3FG%	FT%	SPG	MPG	<ul style="list-style-type: none"> Six points in 12 minutes vs Samford (Dec. 28). Three steals vs Alabama State (Dec. 17). Knocked down a trio of three-pointers in the second quarter against Georgia State (Nov. 7). Finished with 11 points. 2025 NJCAA First Team All-American
		2025-26	14-0	2.9	0.9	0.6	39.5	43.8	80.0	0.5	10.3	
		CAREER	14-0	2.9	0.9	0.6	39.5	43.8	80.0	0.5	10.3	
10		JAYLAH LAMPLEY Guard 6-1 Fr. Fishers, Ind. Lawrence Central HS	GP-GS	PPG	RPG	APG	FG%	3FG%	FT%	SPG	MPG	<ul style="list-style-type: none"> 11 points in SEC Debut vs Auburn (Jan. 1) First double-double with season-high 24 points on 10-12 shooting and 10 rebounds vs Samford. Named SEC FOTW. Team-leading 18 points at La Salle on 75% shooting (Dec. 20). 12 points on 75 percent shooting vs Charlotte (Dec. 7).
		2025-26	16-1	10.4	5.5	1.3	52.3	38.5	53.9	0.9	23.1	
		CAREER	16-1	10.4	5.5	1.3	52.3	38.5	53.9	0.9	23.1	
13		ROCIO JIMÉNEZ Center 6-7 R-So. Elias Piña, Dominican Republic Central Pointe Christian Academy	GP-GS	PPG	RPG	APG	FG%	3FG%	FT%	BPG	MPG	<ul style="list-style-type: none"> Scored first career points against Mississippi Valley (Nov. 9) after earning nine points and three rebounds in five minutes. Redshirted first two seasons due to an injury sustained prior to Mississippi State. Reclassified to join the program in December of 2023.
		2025-26	8-0	1.4	0.9	0	41.7	.000	50.0	0.4	2.6	
		CAREER	8-0	1.4	0.9	0	41.7	.000	50.0	0.4	2.6	
22		NATALIYAH GRAY Forward 6-3 Fr. Houston, Texas Alief Taylor HS	GP-GS	PPG	RPG	APG	FG%	3FG%	FT%	BPG	MPG	<ul style="list-style-type: none"> Scored 15 points and collected seven rebounds, all in the second half against Mississippi Valley (Nov. 9). 91st ranked recruit in the 2025 class according to ESPN. Averaged 22.0 points, 11.7 rebounds, 2.7 blocks, 1.0 steals and 1.2 assists over high school career.
		2025-26	11-0	2.6	1.6	0.4	40.9	.000	57.9	0.1	5.4	
		CAREER	11-0	2.6	1.6	0.4	40.9	.000	57.9	0.1	5.4	
23		FAITH WYLDER Center 6-6 So. New York, N.Y. Pontomac Homeschool Christian Stony Brook	GP-GS	PPG	RPG	APG	FG%	3FG%	FT%	BPG	MPG	<ul style="list-style-type: none"> Scored first points in the Maroon and White with three points against Southern Miss (Dec. 14). First season in the Maroon and White. Sidelined the majority of the 2024-25 season at Stony Brook due to injury.
		2025-26	7-0	1.1	1.4	0.0	33.3	.000	80.0	0.3	5.4	
		CAREER	13-0	1.0	1.0	0.0	40.0	.000	55.6	0.2	4.5	
25		FAVOUR NWAEDOZI Forward 6-3 Jr. Delta, Nigeria Hakuho Girls' HS (Japan) Mukogawa Women's University (Japan)	GP-GS	PPG	RPG	APG	FG%	3FG%	FT%	BPG	MPG	<ul style="list-style-type: none"> Nine points and 13 rebounds in SEC Debut vs Auburn (Jan. 1). Career-high 30 points and 10 rebounds vs Samford (Dec. 28), named SEC Co-Player of the Week. 21 points and 23 rebounds vs Southern Miss (Dec. 14). Became the first player in the SEC to have a 20 pt-20 reb game this season.
		2025-26	16-16	13.6	10.6	1.8	58.1	.000	66.7	0.9	24.7	
		CAREER	16-16	13.6	10.6	1.8	58.1	.000	66.7	0.9	24.7	
33		KHARYSSA RICHARDSON Forward 6-2 Sr. Douglasville, Ga. New Manchester HS Auburn Ole Miss	GP-GS	PPG	RPG	APG	FG%	3FG%	FT%	BPG	MPG	<ul style="list-style-type: none"> Led team in scoring with 13 points at Oklahoma (Jan. 4), where she went 7-8 from the charity stripe. Six points and six rebounds vs Auburn (Jan. 1) Season-high 15 points vs Alabama State (Dec. 17). Season-high nine boards against Texas Tech (Nov. 20).
		2025-26	15-4	7.1	4.5	0.7	34.0	20.0	81.6	0.5	20.7	
		CAREER	105-38	5.8	3.3	0.4	41.2	29.6	76.0	0.5	16.4	
40		MADISON FRANCIS Forward 6-2 Fr. Lancaster, N.Y. Lancaster Central HS	GP-GS	PPG	RPG	APG	FG%	3FG%	FT%	BPG	MPG	<ul style="list-style-type: none"> 12 points and 13 rebounds in SEC debut vs Auburn (Jan. 1). 23 points on 10-14 FGs and 11 rebounds vs Samford (Dec. 28) Career-high 30 points with 10 rebounds, three steals and four blocks vs Alabama State (Dec. 14) Tamika Catchings USBWA Freshman of the Week (Dec. 2)
		2025-26	16-12	12.4	7.1	1.4	47.8	18.2	73.6	3.0	27.3	
		CAREER	16-12	12.4	7.1	1.4	47.8	18.2	73.6	3.0	27.3	
HC		SAM PURCELL Head Coach 4th Season MSU/Career Record: 81-37 (25-25) ALMA MATER: Auburn	<ul style="list-style-type: none"> Entering 25-26, has won more overall games (67) and SEC games (24) than any head coach throughout their first three seasons in Bulldog history. Signed the program's second-best signing class when him and his staff inked Lampley, Francis and Gray, resulting in the 10th-ranked signing class. (2019 - 6th ranked class) Only coach to bring Mississippi State to at least one NCAA Tournament in first three seasons: He's done so twice. (2023, 2025). 									