

MISSISSIPPI STATE

WOMEN'S BASKETBALL

86 ALL-SEC HONORS | 61 ALL-AMERICAN HONORS | 13 NCAA TOURNAMENT APPEARANCES | 4 SWEET SIXTEENS | 2 NCAA FINAL FOURS | 3 SEC CHAMPIONSHIPS

2025-26 SCHEDULE

RECORD	16-6
NON-CONFERENCE	13-1
SEC	3-5
HOME	12-2
AWAY	2-4
NEUTRAL	2-0

DATE MSU OPP OPPONENT TV TIME/RESULT

NOVEMBER (7-1)

N3	-	-	Davidson	SECN+	W, 66-57
N7	-	-	Georgia State	SECN+	W, 88-62
N9	-	-	MS Valley State	SECN+	W, 107-43
N13	-	-	Jackson State	SECN+	W, 82-55
N20	-	-	at Texas Tech	ESPN+	L, 62-69
N24	-	-	vs Alcorn State!	Flo Sports	W, 65-51
N25	-	-	vs Middle Tenn!	Flo Sports	W, 69-47
N30	-	-	ULM	SECN+	W, 66-54

DECEMBER (6-0)

D4	-	-	Pitt^	SECN	W, 79-44
D7	-	-	Charlotte	SECN+	W, 89-59
D14	-	-	Southern Miss	SECN+	W, 87-64
D17	-	-	Alabama State	SECN+	W, 105-57
D20	-	-	at La Salle	ESPN+	W, 85-37
D28	-	-	Samford	SECN+	W, 112-54

JANUARY (3-5)

J1	-	-	Auburn*	SECN+	W, 75-53
J4	-	8/9	at Oklahoma*	SECN+	L, 47-95
J8	-	20/22	Tennessee*	SECN+	L, 80-90
J11	-	18/17	at Ole Miss*	SECN	L, 68-93
J15	-	5/5	Vanderbilt*	SECN	L, 84-89
J18	-	7/9	Kentucky*	SECN+	W, 71-59
J25	-/RV	23/23	at Alabama*	SECN+	L, 78-85
J29	-	15/15	at Tennessee*	SECN+	W, 77-62

FEBRUARY

F1	-	-	Missouri*	SECN+	2 p.m.
F5	-	3/3	at South Carolina*	SECN	5:30 p.m.
F12	-	-	Georgia*	SECN+	6:30 p.m.
F16	-	-	at Arkansas*	SECN	6:30 p.m.
F19	-	-	Florida*	SECN+	6:30 p.m.
F22	-	4/4	at Texas*	SECN	1 p.m.
F26	-	-	at Texas A&M*	SECN+	7 p.m.

MARCH

M1	-	6/5	LSU*	SECN	3 p.m.
M4-8	-	-	2025 SEC Tournament	Greeneville, S.C.	

All Times CT | Rankings listed reflect date of game (AP/USA TODAY)
* - SEC game | ^ - ACC/SEC Challenge | ! - Emerald Coast Classic

All games on ESPN networks (ESPN, ESPN2, ESPNU, and SECN) are also available through the ESPN App or ESPN.com/watch.

GAME 23 | FEB. 1, 2026 | 2:00 P.M. CT | STARKVILLE, MISS. | HUMPHREY COLISEUM



VS



MISSISSIPPI STATE BULLDOGS (16-6, 3-5 SEC)

In The Polls - AP: N/A | USA Today Coaches' Poll: N/A
NET Ranking: 33
Last Game: W, 77-62, at #15/15 Tennessee (1/29/26)
Streak: W1
Head Coach: Sam Purcell
Record at MSU: 83-41 (Fourth Season)
Career Record: SAME

MISSOURI TIGERS (14-9, 2-6 SEC)

In The Polls - AP: N/A | USA Today Coaches' Poll: N/A
NET Ranking: 76
Last Game: W, vs Texas A&M, 81-70 (1/25/26)
Streak: W1
Head Coach: Kellie Harper
Record at MIZ: 14-9 (First Season)
Career Record: 407-269 (21st Season)

HOW TO FOLLOW THE DAWGS

WATCH: SEC NETWORK+

PxP - Bart Gregory
Analyst - Brittany Lange

LISTEN: Hail State On-Demand

Online - HailState.com
Radio - Starkville - 96.1
PxP - Jason Crowder
Analyst - Amy Pryor

LIVE STATS: Stat Broadcast

Online - msu.statbroadcast.com

SOCIAL MEDIA

@HailStateWBK

TIPPING IT OFF

LAST TIME OUT

- Mississippi State earned their second victory over a top-15 opponent this season when they took down the #15 Tennessee Lady Vols in Knoxville, 77-62.
- Kharyssa Richardson scored 21 points on 9-11 shooting, the third 20+ point performance of her this season. All three have come against conference opponents.
- Richardson had only scored 20 or more in one game prior to this season.
- Trayanna Crisp finished with 15 points, five rebounds and three steals. Crisp knocked down three three-pointers in the contest.
- State is 4-0 with a pair of top 15 victories when Crisp knocks down three or more three pointers.
- Madison Francis moved into tenth in program history for blocks in a single season after a 12 point, 10 rebound and two block performance.
- Favour Nwaedozi earned her tenth double-double of the season with 11 points and 14 rebounds. She went 7-8 from the charity stripe in the contest.

SCOUTING THE OPPONENT

- Missouri's led by Kellie Harper, who is in her first season at Mizzou.
- Grace Slaughter leads Missouri with 19.3 points per game. Slaughter scored 31 against the Bulldogs in Missouri last season.
- Missouri is 2-3 on the road this season.

SPREADING THE LOVE

- The Bulldogs have been showing that scoring can come from anyone this season.
- Seven different Bulldogs have led the team in scoring this season.
- Favour Nwaedozi has led the Bulldogs in scoring in seven games, while Madison Francis have both led State in scoring in six games.
- The Bulldogs have had 5 or more players in double figures in six games this season. 4 or more have scored in double figures in 12 games.
- Five Bulldogs scored in double figures against Alabama State and La Salle, marking the first time five Bulldogs have done such in back to back games since November 2019.

MADISON FRANCIS = THE NEXT BIG THING

- Freshman Madison Francis has made an immediate impact in her freshman season and her numbers don't lie.
- On the season, Francis is averaging 13.0 points, 7.5 rebounds, 2.9 blocks, 1.5 steals and 1.5 assists per game.
- In conference games alone, Francis has averaged 12.8 points, 9.0 rebounds, 2.4 blocks and 1.4 steals per game.
- Francis was recently named to the 2026 Naismith Defensive Player of the Year Watchlist, one of four freshman in the nation to be named.
- Francis' is the only player in the nation to have recorded both seven blocks and seven steals in different games this year.

continued on pg. 3

SERIES HISTORY

OVERALL	State leads 12-6
STREAK	W1
IN STARKVILLE	State leads 5-2
LAST MEETING	W, 75-55, Greeneville, S.C., 3/5/26
LAST 10 MEETINGS	Tied, 5-5
UNDER PURCELL	Tied, 2-2

6

Madison Francis has collected six or more blocks in four games this season, making her the only player in the country to have four or more 6+ block games.

3

Kharyssa Richardson gained her third 20+ point performance in conference play against #15 Tennessee. She only had one in the rest of her career before this year

21

Favour Nwaedozi collected 21 rebounds in State's upset of #7 Kentucky, her second 20+ rebound game this year and the third 20+ rebound performance in the SEC.

NUMERICAL ROSTER

#	NAME	POS.	HT.	CL.	EXP.	HOMETOWN / HIGH SCHOOL / PREVIOUS SCHOOL
1	Saniyah King	G	5-7	So.	TR	Washington, D.C. / Bishop Ireton HS / Howard
2	Destiney McPhaul	G	5-9	R-Sr.	1L	Philadelphia, Pa. / West Catholic HS / Temple / Northwest Florida State College
4	Trayanna Crisp	G	5-8	Sr.	TR	Goodyear, Ariz. / Millenium HS / Arizona State / North Carolina
5	Chandler Prater	G/F	5-10	Gr.^	1L	Kansas City, Mo. / North Kansas City HS / Kansas / Oklahoma State
8	Awa Fane	G	5-8	Jr.	TR	Thies, Senegal / Life Preparatory Academy / Panola College
10	Jaylah Lampley	G	6-1	Fr.	HS	Fishers, Ind. / Lawrence Central HS
13	Rocío Jiménez	C	6-7	R-So.	2L	Elías Piña, Dominican Republic / Central Pointe Christian Academy
22	Nataliyah Gray	F	6-3	Fr.	HS	Houston, Texas / Alief Taylor HS
25	Favour Nwaedozi	F	6-3	Jr.	TR	Delta, Nigeria / Hakuho Girls' HS (Japan) / Mukogawa Women's University (Japan)
33	Kharyssa Richardson	F	6-2	Sr.	TR	Douglasville, Ga. / New Manchester HS / Auburn / Ole Miss
40	Madison Francis	F	6-2	Fr.	HS	Lancaster, N.Y. / Lancaster Central HS
85	Melissa Guillet	G	6-1	Fr.	TR	La Roche-sur-Yon, France / Lycee Marcelin Berthelot

^ Exercising extra year of eligibility granted by NCAA for 2020-21 season due to Covid-19

ALPHABETICAL ROSTER

#	NAME	POS.	HT.	CL.	EXP.	HOMETOWN / HIGH SCHOOL / PREVIOUS SCHOOL
4	Trayanna Crisp	G	5-8	Sr.	TR	Goodyear, Ariz. / Millenium HS / Arizona State / North Carolina
8	Awa Fane	G	5-8	Jr.	TR	Thies, Senegal / Life Preparatory Academy / Panola College
40	Madison Francis	F	6-2	Fr.	HS	Lancaster, N.Y. / Lancaster Central HS
22	Nataliyah Gray	F	6-3	Fr.	HS	Houston, Texas / Alief Taylor HS
85	Melissa Guillet	G	6-1	Fr.	TR	La Roche-sur-Yon, France / Lycee Marcelin Berthelot
8	Awa Fane	G	5-8	Jr.	TR	Thies, Senegal / Life Preparatory Academy / Panola College
13	Rocío Jiménez	C	6-7	R-So.	2L	Elías Piña, Dominican Republic / Central Pointe Christian Academy
10	Jaylah Lampley	G	6-1	Fr.	HS	Fishers, Ind. / Lawrence Central HS
2	Destiney McPhaul	G	5-9	R-Sr.	1L	Philadelphia, Pa. / West Catholic HS / Temple / Northwest Florida State College
25	Favour Nwaedozi	F	6-3	Jr.	TR	Delta, Nigeria / Hakuho Girls' HS (Japan) / Mukogawa Women's University (Japan)
5	Chandler Prater	G/F	5-10	Gr.^	1L	Kansas City, Mo. / North Kansas City HS / Kansas / Oklahoma State
33	Kharyssa Richardson	F	6-2	Sr.	TR	Douglasville, Ga. / New Manchester HS / Auburn / Ole Miss

^ Exercising extra year of eligibility granted by NCAA for 2020-21 season due to Covid-19

COACHING STAFF

Head Coach	Sam Purcell	Fourth Season / Same Overall	Auburn '03
Associate Head Coach / Offensive Coordinator	Fred Castro	Second Season	Oklahoma '04
Assistant Coach / Recruiting Coordinator	Anita Howard	Second Season	Armstrong State '03
Assistant Coach	Samantha Williams	Second Season	Auburn '96
Senior Director of Scouting and Analytics / Assistant Coach	Tony Dukes	Third Season	Clayton State '13

SUPPORT STAFF

Assistant A.D. / Women's Basketball Recruiting Operations	Jimmy Yu	Fourth Season	Louisville '16
Director of Women's Basketball Operations	Amy Pryor	First Season	Oklahoma Baptist '10
Strength and Conditioning	Kaiti Jones	Fourth Season	Central Michigan '12
Athletic Trainer	Taylor Pitts	Fourth Season	Aquinas College '18
Counseling and Sports Psychology	Allison Rogers	Third Season	William Carey '12
Sports Information Director	Will Simmons	Second Season	Mississippi State '24
Creative Content Coordinator	Noah Madison	Third Season	Mississippi State '23

PRONUNCIATION GUIDE

NAME	PRONUNCIATION
Trayanna Crisp	Tray-Ah-Nuh
Awa Fane	Ah – Wuh Fah – Nay
Melissa Guillet	Gee – Aye
Rocío Jiménez	Row – See – Oh Him – Men – Ez
Saniyah King	Suh – Ni – Yuh
Destiney McPhaul	Mick – Fall
Favour Nwaedozi	Favor Way-Doe-Zee

SOCIAL MEDIA ROSTER

NAME	TWITTER	INSTAGRAM
Saniyah King		__saniyahk
Destiney McPhaul	DestineyMcphaul	d1_des
Trayanna Crisp		tray4c
Chandler Prater	Channy_Chan25	chan_cp5
Awa Fane		faneawa8
Jaylah Lampley	JaylahLampley	jaylah.lampley
Rocío Jiménez	mxrociojimenez	rocio_jimenez_
Nataliyah Gray	D1Tally	d1_tally2
Favour Nwaedozi	phavy_lucky25	iamphavy lucky
Kharyssa Richardson	Kharyssa33	kharyssa
Madison Francis	Madison28185042	mattie_06
Melissa Guillet		_mguillet_

QUICK FACTS

UNIVERSITY INFORMATION

Location	Starkville, Miss.
Enrollment	23,150
Founded	Feb. 28, 1878
Nickname	Bulldogs
School Colors	Maroon (PANTONE 4102c) and White
Conference	Southeastern
President	Dr. Mark Keenum
Director of Athletics	Zac Selmon

HISTORY

Season of Basketball (First Season)	52nd (1974-75)
All-Time Record	858-685 (52nd Season)
All-Time Conference Record	243-334 (43rd Season)
SEC Regular-Season Titles (Last)	2 (2019)
SEC Tournament Titles (Last)	1 (2019)
SEC Tournament Record	27-45
NCAA Tournament Appearances (Last)	13 (2025)
NCAA Tournament Record	25-13
NCAA Final Four Appearances (Last)	2 (2018)
NCAA Championship Appearances (Last)	2 (2018)

HUMPHREY COLISEUM

Year Opened	(1975) 51st Season
All-Time Record (Win %)	497-221 (69.2%)
Record Under Purcell (Win %)	49-13 (79.0%)

2024-25 REVIEW

Overall Record	22-12
SEC Record (Finish)	7-9 (10th)
Home Record	10-4
Road Record	6-7
Neutral Record	6-1

2024-25 TEAM INFORMATION

Returns/Lost	3 (2 active)/9
Starters Returning/Lost	1/5 (Min. 10 Starts)
Newcomers	9
Freshmen	4
Sophomores	1
Juniors	3
Seniors	3
Graduates	1

WEB/SOCIAL MEDIA

Website	HailState.com
X (Twitter)/Instagram	@HailStateWBK
Facebook	Facebook.com/HailStateWBK
Hashtag	#HailState

MEDIA INFORMATION

CREDENTIALS

Outlets interested in obtaining credentials to cover Mississippi State women's basketball home games must apply for credentials at <https://hailst.at/> / MBKWBKcredentials.

WEEKLY PRESS CONFERENCES

Throughout non-conference play, Head Coach Sam Purcell will typically host weekly media press conferences in the Humphrey Coliseum Media Room. All press conferences will be uploaded to HailState.com and Mississippi State Athletics' YouTube. Contact Communications Director Will Simmons for more information.

COMMUNICATIONS CONTACT INFORMATION

WILL SIMMONS

Assistant Director/Communications (WBB/WG)

EMAIL: wsimmons@athletics.msstate.edu

CELL: (662) 297-6734

MATCHUP BREAKDOWN



MISSISSIPPI ST	CATEGORY	MISSOURI
16-6	RECORD	14-9
W1	STREAK	W1
79.2	POINTS/GAME	74.5
62.7	OPP. POINTS/GAME	72.4
+16.5	POINT MARGIN	+2.1
46.1	FIELD-GOAL PERCENTAGE	44.5
37.8	OPP. FIELD-GOAL PERCENTAGE	40.5
33.4	THREE-POINT FIELD-GOAL PERCENTAGE	37.4
29.7	OPP. THREE-POINT FIELD-GOAL PERCENTAGE	31.3
5.9	THREE-POINT FIELD GOALS MADE/GAME	8.7
6.5	OPP. THREE-POINT FIELD GOALS MADE/GAME	7.8
73.4	FREE-THROW PERCENTAGE	79.6
14.7	FREE THROWS MADE/GAME	14.9
20.0	FREE THROWS ATTEMPTED/GAME	18.7
44.2	REBOUNDS/GAME	37.8
14.5	OFFENSIVE REBOUNDS/GAME	8.7
29.7	DEFENSIVE REBOUNDS/GAME	29.2
+11.3	REBOUND MARGIN	+0.6
14.6	ASSISTS/GAME	13.3
14.8	TURNOVERS/GAME	16.2
16.2	TURNOVERS FORCED/GAME	12.3
+1.4	TURNOVER MARGIN	-3.9
1.0	ASSIST-TURNOVER RATIO	0.8
8.1	STEALS/GAME	6.7
5.0	BLOCKS/GAME	3.4

MISSISSIPPI STATE - MISSOURI TEAM LEADERS

	MISSISSIPPI STATE	MISSOURI
POINTS	Nwaedozi (13.1)	Slaughter (19.3)
REBOUNDS	Nwaedozi (10.5)	Slaughter (7.4)
ASSISTS	McPhaul (3.9)	Sotell (2.2)
BLOCKS	Francis (2.9)	Smith (0.9)
STEALS	McPhaul (1.7)	Sotell (1.3)
MINUTES	McPhaul (29.3)	Slaughter (36.0)

HONORS AND AWARDS

#2 Destiney McPhaul

- 2025 Emerald Coast Classic Bay Bracket All-Tournament Team

#10 Jaylah Lampley

- SEC Freshman of the Week (Dec. 30)

#25 Favour Nwaedozi

- SEC Co-Player of the Week (Dec. 30)

#40 Madison Francis

- 2026 Naismith Defensive Player of the Year Watchlist
- USBWA National Freshman of the Week (Dec. 2)
- 2025 Emerald Coast Classic Bay Bracket MVP

- Francis remains the SEC's block leader as a true freshman at 2.9 blocks per game. She is the only SEC freshman to average than 1.0 blocks and one of four players in the SEC to average 2.0 or more. (min. 10 GP)
- Francis has tallied six double-doubles, which is tied for the most of any SEC freshman on the season.
- With a pair of blocks against Tennessee, Francis moved into 10th on Mississippi State's all-time single season block list. She is one of two freshmen on the list.

SINGLE SEASON BLOCK TOTALS IN PROGRAM HISTORY

RANK		TOTAL BLOCKS	GAMES
1	Chanel Mokango (2008-09)	97 (2.9 BPG)	33
	Martha Alwal (2013-14)	97 (2.7 BPG)	36
3	Teaira McCowan (2018-19)	87 (2.4 BPG)	36
4	Chanel Mokango (2009-10)	83 (2.4 BPG)	34
5	Martha Alwal (2011-12)*	82 (2.7 BPG)	30
6	Teaira McCowan (2017-18)	81 (2.1 BPG)	39
7	Martha Alwal (2012-13)	78 (2.6 BPG)	30
8	Martha Alwal (2014-15)	71 (2.5 BPG)	28
9	Jessika Carter (2022-23)	65 (2.1 BPG)	33
10	Madison Francis (2025-26)*	64 (2.9 BPG)	22

*done as a freshman

RICHARDSON'S STRONG SEC START

- Through the Bulldogs' first conference games, senior Kharyssa Richardson has seen an improvement in her game.
- In conference play, Richardson is averaging 12.5 points and 4.8 rebounds.
- Prior to conference play beginning, Richardson was averaging just 6.8 points and 4.3 rebounds.
- Richardson has scored in double figures eight times this season, five of which have come in conference games.
- Her eight games in double figures has tied the most in a single season in her career, which was set her freshman year at Auburn.
- Richardson scored a career-high 23 points in a win against #7 Kentucky on 9-13 shooting, making all six of her second half shots.
- Richardson has only scored 20 or more points four times in her four-year career. Three of those four performances have come in SEC play this season, with her only other coming in her sophomore season at Ole Miss.

CRISP BECOMING A LETHAL SHOOTER

- Trayanna Crisp is one of the deadliest shooters the Bulldogs have to offer.
- Crisp has made a three-pointer in all but two games she has played in this season and had a streak of 15 consecutive games with a make.
- The Bulldogs are 4-0 when Crisp makes three or more three pointers in a game this season, including a pair of top-15 victories against #7 Kentucky and #15 Tennessee.
- State is 9-2 when Crisp hits multiple threes in a game.

PRATER ENDING COLLEGE CAREER ON A HIGH POINT

- Chandler Prater is averaging the best numbers of her college career in her final season at Mississippi State.
- Her points per game (9.2) are the most since her R-Sophomore season at Kansas prior to her Achilles injury. rebounds per game (6.0), field goal percentage (46.0), three-point field goal percentage (40.4) and free-throw percentage (88.1) are all currently at single-season bests.
- Prater has collected five double-doubles this season. Prior to this year, she had only collected five in her college career.
- Prater became the first Bulldog since Teaira McCowan to record five-straight double-doubles when she ended non-con play with her fifth against Samford.
- Against Mississippi Valley in non-conference play, Prater scored 25 points, which marked a career-high.

NWAEDOZI = WALKING DOUBLE-DOUBLE

- Favour Nwaedozi is one of four players in the SEC to currently average a double-double.
- Nwaedozi has gained ten double-doubles so far this year and leads MSU in points per game (13.1) and rebounds (10.5)
- Nwaedozi notched her second 20+ rebound game in a 10 point, 21 rebound performance in the Bulldog's upset of #7 Kentucky.
- She's the only player in the SEC and is one of seven players in the country to have multiple 20 rebound performances.
- Something that Coach Purcell has raved about is her ability to handle the ball. Nwaedozi currently has a 1.03 assist to turnover ratio.

BLOCK U!

- The Bulldogs rank top 30 nationally with 5.0 blocks per game.
- Freshman Madison Francis leads the charge with 64 total blocks, and ranks first in the SEC and third nationally with 2.9 per game.
- Francis' seven blocks against Charlotte is tied for the most of any SEC player in a single game this season and is the fourth-best block performance in program history.
- Francis has collected six or more blocks in four contests making her the only player in the country to have four or more 6+ block games.
- The rest of the Southeastern Conference has only had seven games of 6+ blocks.
- The single-season block total at Mississippi State is held by two Bulldogs - Martha Alwal (2013-14) and Chanel Mokango (2008-09). They both collected 97 blocks in a season. Alwal did so at 2.7 BPG, while Mokango did it at 2.9 BPG.
- Martha Alwal also holds the freshman record for the most blocks with 82, averaging 2.7 per game.



CATEGORY	NCAA	SEC	VALUE
Assist/Turnover Ratio	93	10	0.98
Assists Per Game	90	8	14.6
Bench Points Per Game	76	5	22.6
Blocks Per Game	30	8	5.0
Field Goal Percentage	25	5	46.1
Field Goal Percentage Defense	71	8	37.8
Fouls Per Game	83	6	15.4
Free Throw Attempts Per Game	52	7	20.00
Free Throw Percentage	103	5	73.4
Free Throws Made Per Game	42	7	14.68
Rebound Margin	7	3	11.3
Defensive Rebounds Per Game	12	3	29.7
Offensive Rebounds Per Game	45	6	14.5
Rebounds Per Game	8	3	44.18
Scoring Defense	146	11	62.7
Steals Per Game	198	13	8.1
Three Point Attempts Per Game	272	12	17.5
Three Point Percentage	79	8	33.4
Three Point Percentage Defense	152	12	29.7
Three Pointers Per Game	208	10	5.9
Turnover Margin	138	12	1.36
Turnovers Forced Per Game	203	12	16.18
Turnovers Per Game	88	9	14.8
Winning Percentage	67	11	72.7

CATEGORY	NAME	NCAA	SEC	VALUE
Ast/TO Ratio	Destiney McPhaul	55	9	2.00
Assists	Destiney McPhaul	97	12	86
Assists Per Game	Destiney McPhaul	134	13	3.9
Blocks	Madison Francis	2	1	64
Blocks Per Game	Madison Francis	3	1	2.91
Double-Doubles	Favour Nwaedozi	15	3	10
FG Percentage	Favour Nwaedozi	30	5	55.6
	Madison Francis	144	16	45.6
Field Goals	Favour Nwaedozi	139	15	114
FT Attempts	Favour Nwaedozi	140	13	90
Rebounds	Favour Nwaedozi	9	1	232
	Madison Francis	89	9	166
Off Reb Per Game	Favour Nwaedozi	10	1	4.1
Rebounds Per Game	Favour Nwaedozi	16	3	10.5
	Madison Francis	156	10	7.5

CRASH THE GLASS!

- A huge part of the Bulldogs game plan is attacking the glass on both sides of the floor.
- State has outrebounded their opponents in 20 of 22 games this season.
- Mississippi State is outrebounding their opponents by 11.3 rebounds per game, a mark that is in seventh nationally and third in the SEC.
- State has been outrebounded only four times on the defensive side of the ball this season.
- Mississippi State ranks eighth in the nation with 44.2 total rebounds per game.
- The Bulldogs believe they can do better however, as a point of emphasis has been to be more physical on their boxouts rather than relying on athleticism.

RECAPING THE NON-CONFERENCE SLATE

- The Bulldogs hit numerous milestones during the non-conference portion of the season.
- State finished the non-conference slate with a 13-1 record for the second straight season. The last time that had happened before last year was the 2018-2019.
- Favour Nwaedozi was named SEC Player of the Week after scoring a then career-high 30 points alongside 10 rebounds against Samford.
- Jaylah Lampley was named SEC Freshman of the Week after earning her first double double in her first career start against Samford with then season-highs of 24 points and 10 rebounds. She shot 10-12 from the floor and 3-3 from distance.
- Favour Nwaedozi became the first player in the nation to record a 20 pt-20 reb game against Southern Miss with 21 points and 23 rebounds.
- Madison Francis was named USBWA National Freshman of the Week on December 7 after averaging 12.5 points, 9.5 rebounds, 4.5 blocks, 2.5 assists and 1.5 steals.
- Chandler Prater collected a career-high 25 points against Mississippi Valley, along with five rebounds and five assists, knocking down 4 of her 6 three pointers.
- The Bulldogs shot 30+ free throws in their season opener against Davidson and when they took on Mississippi Valley State. State had not shot 30+ free throws in a game since 2023 prior to this.
- State knocked down 25 of their 31 free throws against MVSU, the most in a single game since December 29, 2023.
- Madison Francis collected 6+ blocks in her collegiate debut against Davidson, the most of any Bulldog since December 29, 2023.
- Destiney McPhaul scored a then career-high 20 points in the season debut against Davidson, the first 20+ point performance of her career.

A PHYSICAL BRAND OF BASKETBALL

- Mississippi State is taking an inside-out mindset on the offensive side of the ball.
- The Bulldogs have won all but two games this season where they have scored more points in the paint than their opponent.
- As a result of attacking the basket, the Dawgs are shooting more free throws and are averaging 20.0 attempts per game.
- The Bulldogs have made more free throws than their opponents in 17 of 22 games this season.
- Chandler Prater leads the Bulldogs on the season with a 88.1 percentage from the stripe. (min 25 attempts)
- The Bulldogs have shot 30+ free throws in two games this season. Prior to this season, State had not shot 30+ free throws since December 29, 2023.
- Mississippi State hit 25+ free throws for the first time since December 4, 2022 against Mississippi Valley State when they made 25.

HUMPHREY COLISEUM AND THE ELITE BULLDOG FANBASE

- Humphrey Coliseum has been home to crowds that have finished the season in the top-25 of average attendance for 10 consecutive seasons.
- Only 11 programs in the nation have been inside the top-25 of average attendance for the past 10 seasons. This total does not include the 2020-21 season, where attendance was restricted due to COVID-19.
- Under head coach Sam Purcell, the Bulldogs hold a .790 winning percentage at home. (49-13)
- State has won 10+ games at home every season under Purcell.
- The Bulldogs are 497-221 (.693) in Humphrey Coliseum all-time.
- State ranks 22nd in the nation and sixth in the SEC in accumulative attendance this season with a running total of 54,455.

HUMPHREY COLISEUM AVERAGE ATTENDANCE

YEAR	AVG ATTENDANCE	NCAA RANK	SEC RANK
25-26	3,890	29	7
24-25	5,111	24	6
23-24	5,109	25	4
22-23	5,096	16	4
21-22	4,691	15	4
20-21	980 (COVID)	14	6
19-20	7,681	9	3
18-19	8,446	5	2
17-18	7,439	7	3
16-17	6,641	7	3
15-16	5,162	16	4

D.R.I.V.E - TEAM MANTRA

- In each season at the helm of the Bulldog women's program, Coach Sam Purcell has identified a mantra to guide the team into the season.

MISSISSIPPI STATE WOMEN'S BASKETBALL

- This year the manta is DRIVE, which also serves as an acronym. (Determination, Resilience, Impact, Virtuousness, Excellence)
- Coach Purcell is challenging his team to have a serious drive this season. He says playing in the SEC requires 100% effort, night in and night out.

NEW ROSTER, NO PROBLEM.

- This year's roster sees nine new faces and only three returners (two active), tying Mississippi State for the second-least returning experience in the SEC. and putting Coach Sam Purcell in a familiar situation.
- In the previous three seasons of his tenure, Coach Purcell was able to earn a bid to the NCAA Tournament in two of those seasons: his debut 2022-23 roster and last seasons 24-25 roster. Below is a list of the roster outlook of both of those teams:

'22-23 NCAA Tournament Team:

- Seven Newcomers (Five Transfers), Eight Returners (Six Active)

'24-25 NCAA Tournament Team

- 10 Newcomers (Seven Transfers), Four Returners (Three Active)

AN ELITE FRESHMAN CLASS

- Coach Sam Purcell and his staff brought in the second-highest ranking recurring class in program history with the 10th ranked signing class.
- In that class are freshmen (No. 38) Madison Francis, (No. 93) Nataliyah Gray and (No. 37) Jaylah Lampley.
- The best MSU signing class is the sixth-ranked 2019 class, making the 2025 signing class only the second top-10 class in MSU history.

PURCELL'S CONTINUED SUCCESS

- In his first three seasons at the helm, Coach Sam Purcell has guided the Bulldogs to three 20+ win seasons, making him the first coach in program history to do such.
- Coach Purcell is one of three active SEC coaches who have won 20+ games in their first 3 seasons at their current SEC schools.
- Coach Purcell has led the Bulldogs to the NCAA Tournament twice in three seasons. No other coach in program history had taken a State team to the NCAA Tournament in their first three seasons.
- Entering 2025-26, Coach Purcell has won 67 overall games and 24 SEC games. Both marks are program bests of any coach through their first three seasons.
- Sam Purcell is the only head coach in program history and one of six in SEC women's basketball since 2000 to record consecutive seasons with 20 or more wins in each of their first three seasons

COACH	SCHOOL	S1	S2	S3
Kim Mulkey	LSU	26-6	34-2	31-6
Jennie Baranczyk	Oklahoma*	25-9	26-7	23-10
Sam Purcell	Mississippi State	22-11	23-12	22-12

*OU was a BIG 12 Member during this time.

as an SEC Head Coach. Other SEC women's basketball head coaches since 2000 to surpass the 20-win mark in each of their first three seasons were Pokey Chatman, Nikki Fargas, Kim Mulkey (LSU), Holly Warlick (Tennessee) and Melanie Balcomb (Vanderbilt).

COACH	SCHOOL	S1	S2	S3
Pokey Chatman	LSU	33-3	31-4	30-8
Kim Mulkey	LSU	26-6	34-2	31-6
Nikki Fargas	LSU	23-11	22-12	21-13
Holly Warlick	Tennessee	27-8	29-6	30-6
Melanie Balcomb	Vanderbilt	22-10	26-8	24-8
Sam Purcell	Mississippi State	22-11	23-12	22-11

- A fourth-consecutive 20+ win season would make Purcell one of four SEC coaches since 2000 to do such, joining Mulkey, Warlick and Balcomb.

PRATER SET TO ANCHOR THE SQUAD

- Chandler Prater returns for her second season in the Maroon and White, and her seventh season overall, making her one of the longest tenured players in all of college basketball.
- Prater was named a "Top Dawg" by Strength and Conditioning Coach Kaiti Jones for her work in the weight room and on the court.
- After rehabbing an achilles injury during the 2023-24 season, Prater's Mississippi State debut also served as a return to the floor.
- In her first action since November 22, 2023, Prater collected nine points and nine rebounds in her MSU debut against Memphis on November 7, 2024.
- Prater finished the season averaging 6.4 points per game, 4.2 rebounds
- Throughout the 2024-25 season, Prater began to take on a larger role. She became a regular starter after making her third start as a Bulldog against LSU on February 2, 2025 and remained in the starting lineup for the remainder of the regular season and the SEC Tournament.
- From that point, Prater increased her production in nearly every category. Below is a list of Prater's averages in the 22 games before making the start and her averages over the last 12 games of the season.

PRATER PRODUCTION BEFORE/AFTER FEB. 2, 2025									
MPG	PPG	FG%	3FG%	FT%	RPG	APG	SPG	BPG	
19.1	5.4	39.4	35.9	81.8	4.0	1.3	0.6	0.3	
↓	↓	↓	↑	↓	↓	↓	↓	=	
29.0	8.2	46.3	26.3	95.0	4.8	1.9	1.3	0.3	

- Prater finished in double-figures 13 times during the 2024-25 season, five of which came in the last 12 games.
- She proved to be a rebounding force for the Bulldogs, collecting 5+ rebounds 13 times during the season. She collected a season-high nine rebounds three times.

OPPONENT RANKING SUMMARY (AS OF JAN. 30)



CATEGORY	NCAA	SEC	VALUE
Assist/Turnover Ratio	167	12	0.82
Assists Per Game	179	13	13.3
Bench Points Per Game	275	15	15.5
Blocks Per Game	131	13	3.4
Field Goal Percentage	59	11	44.5
Field Goal Percentage Defense	222	15	40.5
Fouls Per Game	50	4	14.7
Free Throw Attempts Per Game	103	10	18.74
Free Throw Percentage	5	1	79.6
Free Throws Made Per Game	34	4	14.91
Rebound Margin	194	14	0.6
Defensive Rebounds Per Game	20	6	29.2
Offensive Rebounds Per Game	340	16	8.7
Rebounds Per Game	139	15	37.83
Scoring Defense	321	15	72.4
Steals Per Game	300	15	6.7
Three Point Attempts Per Game	73	5	23.1
Three Point Percentage	11	2	37.4
Three Point Percentage Defense	236	14	31.3
Three Pointers Per Game	26	4	8.7
Turnover Margin	333	16	-3.87
Turnovers Forced Per Game	354	16	12.30
Turnovers Per Game	162	12	16.2
Winning Percentage	132	12	60.9

CATEGORY	NAME	NCAA	SEC	VALUE
FG Attempts	Grace Slaughter	18	4	334
FG Percentage	Grace Slaughter	129	13	46.7
Field Goals	Grace Slaughter	21	5	156
FT Attempts	Shannon Dowell	34	5	121
FT Percentage	Grace Slaughter	28	8	118
	Shannon Dowell	135	7	81.0
	Grace Slaughter	188	10	78.0
Free Throws	Shannon Dowell	28	2	98
	Grace Slaughter	34	3	92
Points	Grace Slaughter	13	4	444
Points Per Game	Grace Slaughter	22	5	19.3
	Shannon Dowell	133	14	15.3
Rebounds	Grace Slaughter	81	7	170
Rebs Per Game	Grace Slaughter	167	11	7.4
Three Point Apt	Chloe Sotell	137	10	123
Three Point Pctg.	Chloe Sotell	54	6	39.8
	Abbey Schrecke	73	8	38.7
Three Pointers	Chloe Sotell	75	7	49
	Abbey Schrecke	103	9	46
Three Pointers/G	Chloe Sotell	129	8	2.13
	Abbey Schrecke	169	12	2.00

- Destiney McPhaul is entering her second season in the Maroon and White after coming to Starkville as the No. 1 Ranked JUCO Transfer in 2024.
- McPhaul averaged 8.1 points, 2.7 rebounds, 2.5 assists and 1.2 steals per game during the 2024-25 campaign.
- McPhaul's breakout moment as a Bulldog last season came in the SEC Tournament, where she collected a career-high 19 points against Missouri on 77.8 percent shooting from the field, including going 4-5 from distance.
- McPhaul's performance was apart of a 31-0 run for the Bulldogs, who eventually would take down Missouri 75-55 and advance to the second round of the SEC Tournament.
- Coach Sam Purcell has stated the opportunity that McPhaul has this season. With the departure of All-SEC Second Team Member Jerkaila Jordan, McPhaul will return to her natural position of shooting guard.
- McPhaul has stated in media availabilites that she was happy to do anything to help the team last season, including playing the point guard spot, but that she feels more comfortable at the two.

OPPORTUNITY.

- Coach Sam Purcell has repeated one word constantly when talking about the 2025-26 season. Opportunity.
- The Bulldogs have the opportunity to play against opponents in the strongest conference in the country - the SEC. In the preseason AP Poll, five of the top 10 teams are from the Southeastern Conference. Purcell believes the strength of the conference will make his team battle-tested to where they will be playing their best basketball come March.
- With only two active returners and one returning starter, many players get the opportunity to step up and provide an impact that they weren't given the chance to do at previous schools.

FRANCIS TURNING HEADS

- Forward Madison Francis is slated to make a big impact in her freshman season for the Bulldogs.
- Francis earned Tamika Catchings USBWA Freshman of the Week Honors after averaging 12.5 points, 9.5 rebounds and 4.5 blocks against Middle Tennessee (Nov. 25) and ULM (Nov. 30)
- Francis was selected to attend SEC Media Days alongside Graduate Chandler Prater and Senior Kharyssa Richardson, an event that freshmen rarely attend.
- Francis says her selection to attend the event reinforces the trust that Coach Sam Purcell has given her early in her Bulldog career.
- Francis went viral before stepping foot in Starkville, as she threw down dunks in games during her high school career at Lancaster High. During her career, Francis did a bit of everything. In just her senior season, she averaged 32 points, 14.8 rebounds, 5.1 steals, 4.5 blocks and 3.9 assists per game.
- The forward from Lancaster, N.Y., also has gained experience that not many high school recruits get. She played with the 2024

USA Women's U18 National Team and won gold at the FIBA U18 AmeriCup.

- Franics was also selected to play in the 2025 USA Women's Nike Hoop Summit, an honor only 12 high school players across the nation received.

LAMPLEY DISPLAYS ELITE BALL KNOWLEDGE

- Coach Sam Purcell has raved about Lampley's basketball IQ and knowing when to make the right plays.
- He credits it to her upbringing, as her mother is a high school basketball coach, and coached Jaylah during her time in high school.

FROM NIGERIA, TO JAPAN AND NOW STARKVILLE

- Junior forward Favour Nwaedozi is arguably one of the more interesting transfer stories across the nation.
- Originally from Delta, Nigeria, Nwaedozi moved to Japan. She attended Hakuho Girls' High School in Yokohama, Japan. From there, she began her collegiate career at Mukogawa Women's University in Nishinomiya, a six hour drive from Yokohama.
- In MUW's spring season, Nwaedozi averaged 26 points and 17 rebounds per game.
- Coach Sam Purcell credits his staff and connections they have made to finding Nwaedozi. When watching film, all it took for the Bulldogs to be interested in Nwaedozi was watching the way she ran the floor, Coach Purcell said in a media session.
- Nwaedozi signed to the Bulldogs and moved to Starkville, where she experienced a 14 hour time change.
- Now in the Maroon and White, Nwaedozi is slated to make an instant impact for the Bulldogs.

STRONG SCHEDULE AHEAD FOR THE BULLDOGS

- The schedule for this year's Bulldog squad proves to be one of the toughest in the league, as State is scheduled to face eight teams ranked inside the top 25 of the preseason AP poll.
- Five of those eight matchups against preseason top 25 teams take place away from Humphrey Coliseum

NEW FACES DONNING THE MAROON AND WHITE

- Nine new faces will be wearing the Maroon and White for the first time during the 2025-26 season.
 - Coach Purcell brought in the second-best high school recruiting class in program history when he signed the 10th-ranked class according to ESPN. This includes F **Madison Francis** (No. 38), F **Nataliyah Gray** (No. 93) and G **Jaylah Lampley** (No. 37).
 - The trio follows behind the 2019 signing class, which finished ranked sixth.
 - Five players entered the transfer portal and found their destination in Starkville: G **Trayanna Crisp**, G **Awa Fane**, G **Saniyah King**, F **Favour Nwaedozi**, F **Kharyssa Richardson**.
- The Bulldogs see two active returners in **Chandler Prater** and **Destiney McPhaul**. **Rocio Jiménez** rounds out the roster as the

third returner but had not seen action due to injury.

PORTAL PROWESS

- Once again, Coach Sam Purcell and his staff took advantage of the transfer portal, bringing in six new faces from many different levels of the game.
- Three players players made the jump to Mississippi State from the Division 1 ranks - Trayanna Crisp (North Carolina), Saniyah King (Howard) and Kharyssa Richardson (Ole Miss).
- Coach Purcell brought in a NJCAA All-American for the second straight season when Awa Fane (Panola College) committed to the Bulldogs.
- The most interesting transfer story for the Bulldogs is Favour Nwaedozi, who transferred to Starkville after playing two seasons at Mukogawa Women's University in Nishinomiya, Hyōgo, Japan.

RICHARDSON & CRISP MAKING MSU HOME SENIOR YEAR

- Forward Kharyssa Richardson and Guard Trayanna Crisp have taken similar but different paths to Starkville, but are both set to make a impact for the Bulldogs this year.
- The duo are both on their third school. Richardson is no stranger to the Bulldogs, as she has played in the Southeastern Conference for all three of her prior seasons.
- Richardson played her freshman season at Auburn and made the 94 mile drive to Starkville from Oxford after spending the last two seasons at Ole Miss.
- Crisp stayed in her home state of Arizona for her freshman and sophomore seasons, playing for Arizona State. Last season, she played at North Carolina.
- Coach Sam Purcell has talked about the duo in media sessions and has reminded the success that these two in the past.
- As a freshman at Auburn, Richardson started in 27 of 28 games played. She averaged 7.2 points and 4.7 rebounds per game.
- Crisp started in 35 games during her two seasons at Arizona State, including 28 of 31 games played her sophomore season. Most notably, she averaged 12.1 points, 2.9 rebounds and 2.3 assists her sophomore year.
- Since the duo both transferred to Starkville, Coach Purcell has talked about getting them both back to playing back to those numbers.

JUCO => BULLDOG CONNECTIONS

- In each season of making the NCAA Tournament, Coach Purcell and his staff have had a NJCAA All-American join the squad. He grabbed his third NJCAA All-American Transfer in the form of Awa Fane.
 - Below is a list of the NJCAA All-Americans that Purcell has added and their contributions to their NCAA Tournament Teams.
- Ahlana Smith (2020 NJCAA First Team All-American)**
'21-22 Season - 32 GP/GS - 9.3 ppg, 2.5 apg, 1.0 spg, 40.0 3FG%
- Destiney McPhaul (2024 NJCAA First Team All-American)**
'24-25 Season - 31GP/1GS - 8.1 ppg, 2.5 apg, 1.2 spg, 46.7 FG%

KING AT THE POINT

- Saniyah King joins a Bulldog squad after an impressive year one.
- In her freshman season at Howard University, King started in 31 of 32 games and averaged 11.5 points, 4.5 assists and 3.1 rebounds per game.
- King scored in double figures 20 times, including a season-high 25. She dished out 5+ assists 17 times last season.
- King totaled 145 assists throughout the season, which were the second-most assists in the nation by any freshman during the 2024-25 season.
- King earned MEAC Rookie of the Year honors and was named Rookie of the Week 11 times during the 2024-25 season.

1-800 CALL SAM

- When Madison Francis was nearing the end of her recruiting process, she made a final visit in Starkville. She left that visit saying she needed to pray about the decision.
- Francis had a few visits remaining on her schedule. When at a visit, she found the sign she was looking for.
- When traveling, she continued seeing one billboard repeatedly: an advertisement that featured the phone number "1-800-Call-Sam".
- Francis took the advertisements as her sign that Mississippi State was the place for her. Coach Sam Purcell recalls the phone call he received from Francis as her saying those billboards were the signs she prayed for that Mississippi State was indeed the right place for her.

"TOP DAWGS" - EXCELLING IN THE WEIGHT ROOM

- Mississippi State's athleticism is both natural and built by hours in the weight room and conditioning sessions under the guidance and leadership of Strength and Conditioning Coach Kaiti Jones. A few key measurements from the team are listed below.

WINGSPAN

Rocio Jiménez: 6' 11.5"
Favour Nwaedozi: 6' 8.5"
Kharyssa Richardson: 6' 5.5"
Madison Francis: 6' 5"

STANDING REACH

Rocio Jiménez: 8' 8"
Favour Nwaedozi: 8' 6"
Madison Francis: 8' 3.5"

APPROACH HEIGHT (RUNNING VERTICAL HEIGHT)

Madison Francis: 10' 6"
Favour Nwaedozi: 10' 6"
Kharyssa Richardson: 10' 1"

APPROACH JUMP (RUNNING VERTICAL JUMP)

- Chandler Prater: 27.5"
- Graduate Chandler Prater and Freshman Madison Francis were named this season's "Top Dawg" award winners. The "Top Dawg" is

an award that reflects overall physical competency and athleticism metrics, athletes awarded this honor are scored on a scale of 0-10, with 10 representing of the most elite level women's basketball players to date. The metrics taken into consideration are power, speed, strength, aerobic capacity and anaerobic power. Only the top two student-athletes are crowned "Top Dawgs" each offseason, owning that title until testing resumes the following year.

- This is the first Top Dawg award for the duo.

DAWGS IN THE CLASSROOM

- Below is a list of the majors of the 2025-26 Bulldogs
- Trayanna Crisp** - Interdisciplinary Studies
Awa Fane - Kinesiology (Physical Education and Coaching)
Madison Francis - Undeclared
Nataliyah Gray - Business Administration
Rocio Jimenez - Kinesiology (Clinical and Exercise Physiology)
Saniyah King - Business Administration
Jaylah Lampley - Biological Sciences (Pre Medicine)
Destiney McPhaul - Interdisciplinary Studies
Favour Nwaedozi - Interdisciplinary Studies
Chandler Prater - Master of Applied Sciences in Organizational Leadership (Sport Leadership)
Kharyssa Richardson - Interdisciplinary Studies

HEAD COACH SAM PURCELL



Sam Purcell was named the ninth head coach in Mississippi State women's basketball history on Saturday, March 12, 2022. The 2025-26 season will be his fourth year as a head coach and his fourth leading the women's basketball program at Mississippi State.

THE 2024-25 SEASON SAW PURCELL LEAD MISSISSIPPI STATE BACK TO THE NCAA TOURNAMENT FOR THE SECOND TIME IN HIS THREE SEASONS AT THE HELM. The Bulldogs concluded the season with a 22-12 record, the third straight season they have finished with 20+ wins.

Purcell continued an excellent start to his young career as a head coach. **WITH ONLY THREE RETURNING PLAYERS FROM THE 2023-24 ROSTER, HE BECAME THE ONLY COACH IN PROGRAM HISTORY TO GUIDE HIS FIRST THREE TEAMS TO 20 OR MORE WINS. PURCELL HAS TOTALED THE MOST WINS (67), SEC WINS (24) AND MOST NCAA TOURNAMENT WINS (3) OF ANY COACH THROUGH THEIR FIRST THREE SEASONS IN PROGRAM HISTORY.**

Purcell guided Jerkaila Jordan to the tops of the Mississippi State record book during their time together. She concluded her career in the Maroon and White second in program history with 273 steals and fifth with 1,899 points. She brought home her second straight All-SEC Second Team Honor for her performance on the 2024-25 campaign.

After signing what was the second-best recruiting class in program history in his inaugural season, Purcell bested it in year three. The 2025 high school signing class ranked 10th among the nation and included two ESPNW top 50 recruits and one top 100 recruit.

With a win against Mercer on Nov. 20, 2024, Purcell became the fastest head coach to reach 50 wins at Mississippi State, achieving the mark in 73 games, which is eight faster than the next.

In 2023-24, Purcell led Mississippi State to a 23-12 record, 8-8 SEC, and became the only head coach in program history and one of six in the SEC women's basketball since 2000 to surpass the 20-win mark in each of their first two seasons. Purcell totaled the most wins (45), most SEC wins (17) and most NCAA Tournament wins (2) of any head coach through their first two seasons in program history.

Purcell **COACHED A PAIR OF BULLDOGS TO ALL-CONFERENCE HONORS DURING THE 2023-24 SEASON.** He led graduate student Jessika Carter to 2024 All-SEC Second Team and 2024 WBCA Honorable All-American accolades. Carter was selected with the 23rd overall pick in the Second Round of the 2024 WNBA Draft by the New York Liberty and was the ninth overall player to be drafted to the WNBA and the first under Purcell at Mississippi State. She was the first player from Mississippi State to be drafted since both Teaira McCowan and Anriel Howard were selected in 2019.

Purcell also led guard Jerkaila Jordan to 2024 All-SEC Second Team honors. Jordan set career-highs in points, rebounds, assists, steals, blocks and minutes totals in 2023-24 were all career-highs and was the only player in the SEC to average at least 15.0 points, 5.0 rebounds, 2.0 assists and 2.0 steals per game in 2023-24.

With a win over No. 9/9 LSU on Jan. 29, 2024, Purcell earned his first win over a top-25 and top-10 opponent as a head coach. It was Mississippi State's first top-10 win since a win at No. 10 Texas on Dec. 2, 2018. It was also the first sellout crowd of his tenure with 9,121 fans inside Humphrey Coliseum.

Mississippi State opened its second season under Purcell in 2023-24 ranked in the Associated Press Preseason Top-25 poll at No. 25, the program's first time listed in the preseason poll since 2020-21. The preseason spot also marked a return to the AP Top-25 poll after a 44-week absence. Mississippi State earned its highest rankings of the season when it was ranked No. 21 in both the week four editions of the AP Poll on Nov. 21 and the USA Today Coaches Poll on Nov. 22. The No. 21 ranking in the AP Poll tied the program's best in the poll since Jan. 25, 2021, while it tied the program's best ranking in the USA Today Coaches Poll since Jan. 26, 2021.

Under Purcell, Assistant Coaches Michelle Clark-Heard and Corry Irvin went on to earn head coaching positions at Mercer and Chicago State, respectively, while Graduate Assistant Luke Carns went on to be named Director of Player Personnel at Texas State following the 2023-24 season. It marked the latest staff under Purcell to advance their career after Assistant A.D. of Women's Basketball Joi Williams was named Men's Basketball Chief of Staff at South Florida and Graduate Assistant Kelby Jones earned an Assistant Coach position at Oklahoma State, each following the 2022-23 season.

Purcell's first season as a head coach was a season of 'firsts' for the up-and-coming coaching star. A handful of those 'firsts' included his first game as a head coach, his first win, and his first NCAA Tournament appearance. But it also came with firsts for the Mississippi State women's basketball program that saw **PURCELL BECOME THE WINNINGEST FIRST-YEAR HEAD COACH IN PROGRAM HISTORY.**

In his first season sitting in the head chair, **PURCELL BECAME THE WINNINGEST HEAD COACH AT MISSISSIPPI STATE IN THEIR DEBUT SEASON WITH 22 WINS WHILE ALSO BECOMING THE FIRST TO HAVE A WINNING RECORD IN THE SEC AFTER GOING 9-7 AND FINISHING FIFTH IN THE TOUGHEST CONFERENCE IN THE COUNTRY.** Most impressive, though, is that he guided the Bulldogs to the NCAA Tournament following a three-year hiatus.

In leading the team to the Big Dance in his first season, Purcell set the standard at Mississippi State, as no coach in program history had made the NCAA Tournament before their third season leading the program. On top of that, **PURCELL BECAME THE FASTEST COACH AT MISSISSIPPI STATE TO WIN A PAIR OF NCAA TOURNAMENT GAMES.** In winning two tournament games, **MISSISSIPPI STATE BECAME THE FIRST TEAM IN NCAA WOMEN'S BASKETBALL HISTORY TO ADVANCE TO THE TOURNAMENT'S SECOND ROUND AFTER STARTING IN THE FIRST FOUR ROUND.**

Purcell helped guide a pair of Bulldogs to All-Conference honors during the 2022-23 season. He coached Jessika Carter to Second Team All-SEC honors and a place on the SEC All-Defensive Team. Carter had a career season under Purcell, setting career bests in points scored (458), blocked shots (65) and assists (42). He also led Debreasha Powe to the SEC All-Freshmen team after a promising rookie campaign for the Mississippi native.

Before he arrived in Starkville, Purcell spent nine seasons at Louisville under the direction of future hall of famer Jeff Walz. While on the staff at Louisville, Purcell helped guide the Cardinals to a 266-48 overall record with eight NCAA Tournament appearances, seven Sweet 16s, five Elite Eights and two Final Fours. He also helped lead Louisville to four ACC Regular Season Championships and the 2018 ACC Tournament title, their first tournament crown since 1993.

Promoted to associate coach in 2017-18, Purcell played a critical role in guiding Louisville to a program-best 36-3 overall record that included an ACC Regular Season and Tournament Championship. The Cardinals opened the year going 20-0, marking the best start in program history. They then earned a No. 2 ranking in the Associated Press Top-25 Poll and defeated opponents by an average of 27.5 points per game. During the 2020-21 season, Purcell helped the

Cardinals to a 16-0 start and the first-ever No. 1 ranking in the USA Today Top 25 Coaches Poll in program history.

Purcell helped the Louisville offense consistently rank among the nation’s best. In every season but one at Louisville, the offense ranked inside the top 40 in points per game while averaging more than 72.2 points per game during that time. The impressive scoring margins that Louisville won games by – more than a +16.0-scoring margin in each of his last five seasons there.

Purcell led the recruiting efforts at Louisville and he has landed the nation’s top recruit on two separate occasions with two different programs. Purcell inked top-rated prospect Kaela Davis in 2013 at Georgia Tech and Asia Durr at Louisville in 2015.

All nine signing classes that Purcell helped recruit were ranked in the top 15 by ESPN. Of those nine classes, four were ranked inside the top 10, highlighted by the No. 1 class in 2015, the No. 4 class in 2017, the No. 6 class in 2016 and the No. 8 class in 2014. Even more impressive, of the 15 McDonald’s All-Americans in Louisville’s history, 13 were recruited by Purcell.

Before his time at Louisville, Purcell had stops at Georgia Tech, Tulsa and Auburn. Purcell has learned from some of the best minds in college basketball, including Jeff Walz, Nell Fortner (former Auburn and current Georgia Tech head coach and the head coach of the 1996 Olympic Team) and Joe Ciampi (25-year head coach at Auburn, 2005 Hall of Fame inductee and Purcell’s father-in-law).

THE PURCELL FILE

BIOGRAPHY INFORMATION

Birthday: Oct. 5, 1979
Hometown: Dalton, Ga.
Wife: Meghan
Children: Reese, Rylee and Reagan
Education: Auburn, 2003

COACHING CAREER

YEAR	SCHOOL	POSITION
2022-	Mississippi State	Head Coach
2017-22	Louisville	Associate Coach
2013-17	Louisville	Assistant Coach
2009-13	Georgia Tech	Assistant Coach
2005-07	Tulsa	Assistant Coach
2003-05	Auburn	Video Coordinator

PURCELL WIN-LOSS BREAKDOWN

OVERALL 82-41 (.667)
HOME 48-13
AWAY 18-23
NEUTRAL 16-5
NON-CONFERENCE 50-6 (REGULAR SEASON)
HOME 31-1
AWAY 7-4
NEUTRAL 12-1
SEC 27-29 (1-3 IN SECT)
HOME 16-12
AWAY 11-17
POSTSEASON 5-3
NCAA 3-2
WBIT 2-1

MSU HEAD COACH TOTAL WINS IN FIRST FOUR SEASONS

COACH	YEARS	S1	S2	S3	S4	TOTAL
Sam Purcell	2022-	22-11	23-12	22-12	16-6	82-41
Vic Schaefer	2012-16	13-17	22-14	27-7	28-8	90-46
Peggy Collins	1977-1980	14-17	16-14	12-18	17-12	59-61

MSU HEAD COACH SEC WINS IN FIRST FOUR SEASONS

COACH	YEARS	S1	S2	S3	S4	TOTAL
Sam Purcell	2022-	9-7	8-8	7-9	3-5	27-29
Vic Schaefer	2012-16	5-11	5-11	11-5	11-5	32-32
Sharon Fanning	1995-98	4-7	1-11	4-10	7-7	16-35

PURCELL COACHING TREE

COACH	YEARS	POSITION AT MSU	CURRENT POSITION
Michelle Clark-Heard	2023-24	Associate Head Coach	Head Coach (Mercer)
Corry Irvin	2022-24	Assistant Coach	Head Coach (Chicago State)
Kelby Jones	2022-23	Director of Scouting/Analytics	Assistant Coach (Oklahoma St.)
Luke Carns	2022-24	Graduate Assistant	Assistant Coach (Mercer)

PURCELL CAREER RECORD BREAKDOWN

	SCHOOL	OVERALL	HOME	ROAD	NEUTRAL	NET	SEC	FINISH	SEC TOURNAMENT	POSTSEASON
2022-23	Mississippi State	22-11	14-2	3-7	5-2	39	9-7	T-5th	0-1, Second Round	2-1, NCAA Second Round
2023-24	Mississippi State	23-12	13-5	7-6	3-1	43	8-8	T-7th	0-1, Second Round	2-1, WBIT Quarterfinals
2024-25	Mississippi State	22-12	10-4	6-6	6-2	33	7-9	10th	1-1, Second Round	1-1, NCAA Second Round
2025-26	Mississippi State	16-6	11-2	2-4	2-0		3-5			
TOTALS	FOUR SEASONS	82-41 (.667)	48-13	18-23	16-5		27-29		1-3	5-3 (2-1 NCAA, 2-1 WBIT)

17

11

7

WNBA DRAFT PICKS COACHED				
SCHOOL	PLAYER	RD	PICK	TEAM
2024 Mississippi State (HC)	Jessika Carter	2	22	New York Liberty
2022 Louisville (AC)	Emily Engstler	1	4	Indiana Fever
2022 Louisville (AC)	Kianna Smith	2	16	Los Angeles Sparks
2021 Louisville (AC)	Dana Evans	2	13	Dallas Wings
2020 Louisville (AC)	Jasmine Jones	1	2	New York Liberty
2020 Louisville (AC)	Kylee Shook	2	13	New York Liberty
2019 Louisville (AC)	Asia Durr	1	2	New York Liberty
2019 Louisville (AC)	Sam Fuehring	3	34	Washington Mystics
2019 Louisville (AC)	Arica Carter	3	34	Phoenix Mercury
2018 Louisville (AC)	Myisha Hines-Allen	2	19	Washington Mystics
2014 Louisville (AC)	Shoni Schimmel	1	8	Atlanta Dream
2014 Louisville (AC)	Antonita Slaughter	3	35	Los Angeles Sparks
2014 Louisville (AC)	Asia Taylor	3	36	Minnesota Lynx
2012 Georgia Tech (AC)	Sasha Goodlett	1	11	Indiana Fever
2011 Georgia Tech (AC)	Alex Montgomery	1	10	New York Liberty
2010 Georgia Tech (AC)	Brigitte Ardossi	2	21	Atlanta Dream
2008 Georgia Tech (AC)	Chioma Nnamaka	2	21	San Antonio Stars

ALL-AMERICANS COACHED		
SCHOOL	PLAYER	YEAR
Mississippi State (HC)	Jessika Carter	2024
Louisville (AC)	Dana Evans	2021, 20
Louisville (AC)	Jasmine Jones	2020
Louisville (AC)	Asia Durr	2019, 18, 17
Louisville (AC)	Myisha Hines-Allen	2018, 17, 16
Louisville (AC)	Mariya Moore	2016
Louisville (AC)	Shoni Schimmel	2014
Louisville (AC)	Sara Hammond	2014
Georgia Tech (AC)	Tyaunna Marshall	2013
Georgia Tech (AC)	Alex Montgomery	2011
Tulsa (AC)	Jill Robbins	2007, 06

ESPN TOP-100 SIGNEES AT MISSISSIPPI STATE			
PLAYER (STATE)	RANK	LISTED POSITION	YEAR
Jaylah Lampley (IN)	38	Guard *	2025
Madison Francis (NY)	39	Forward*	2025
Natayliah Gray (TX)	95	Forward*	2025
Tahj-Monet Bloom (FL)	43	Forward	2024
Quanirah Montague (NJ)	48	Post	2023
Jasmine Brown-Hagger (IL)	54	Guard	2023
Mjracle Sheppard (FL)	86	Guard	2023

2

ESPN TOP-25 SIGNING CLASSES		
YEAR	PLAYERS	RANKING
2025 Recruiting Class	Lampley, Francis, Gray	10*
2023 Recruiting Class	Brown-Hagger, Montague, Sheppard	23
* - Second-best in program history (2019 - 6th ranked class)		

WIN-LOSS RECORD UNDER PURCELL

PURCELL RECORD AGAINST ALL OPPONENTS

OPPONENT (CONFERENCE)	HOME	AWAY	NEUTRAL	TOTAL
Alabama (SEC)	1-1	0-2		1-3
Alabama State (SWAC)	3-0			3-0
Alcorn State (SWAC)	2-0		1-0	3-0
Arkansas (SWAC)	2-0	1-0		3-0
Arkansas-Pine Bluff (SWAC)			1-0	1-0
Auburn (SEC)	3-0	1-1		4-1
Belmont (MVC)		1-0	1-0	2-0
California (ACC)			1-0	1-0
Charlotte (AAC)	1-0			1-0
Chattanooga (SOCON)	1-0	0-1		1-1
Chicago State (NEC)		1-0		1-0
Clemson (ACC)			1-0	1-0
Colorado State (MWC)	1-0	1-0		2-0
Creighton (BIG EAST)			1-0	1-0
Davidson (A10)	1-0			1-0
Florida (SEC)	0-1	2-1		2-2
Florida A&M (SWAC)	1-0			1-0
Georgetown (BIG EAST)			1-0	1-0
Georgia (SEC)	1-0	1-1		2-1
Georgia State (SBC)	1-0			1-0
Georgia Tech (ACC)	1-0	0-1		1-1
Grambling (SWAC)	1-0			1-0
Illinois (BIG TEN)			1-0	1-0
Jackson State (SWAC)	2-0			2-0
Jacksonville (ASUN)			1-0	1-0
Jacksonville State (CUSA)	1-0			1-0
Kennesaw State (CUSA)	1-0			1-0
Kentucky (SEC)	2-1	1-1		3-2
La Salle (A10)		1-0		1-0
LSU (SEC)	1-0	0-2		1-2
Maryland Eastern Shore (MEAC)		1-0		1-0
Mercer (SOCON)	1-0			1-0
Memphis (AAC)	1-0	1-0		2-0
Miami (Fla.) (ACC)	0-1			0-1
Middle Tennessee (CUSA)			1-0	1-0
Mississippi Valley State (SWAC)	3-0			3-0
Missouri (SEC)	1-0	0-2	1-0	2-2
Nebraska (BIG TEN)			0-1	0-1
New Mexico (MWC)				1-0
New Orleans (SLC)	1-0			1-0
North Alabama (ASUN)	1-0			1-0
Notre Dame (ACC)			0-1	0-1
Oklahoma (SEC)	1-0	0-1		1-1
Old Dominion (SBC)			1-0	1-0
Ole Miss (SEC)	1-2	0-3	0-1	1-6
Penn State (BIG TEN)		0-1		0-1
Pitt (ACC)	1-0			1-0
Samford (SOCON)	1-0			1-0
South Carolina (SEC)	0-2	0-1		0-3
South Carolina State (MEAC)	1-0			1-0
South Dakota State (SUMMIT)		0-1		0-1
South Florida (AAC)			1-0	1-0
Southeastern La. (SLC)	1-0			1-0
Southern California (BIG TEN)			0-1	0-1
Southern Miss (SBC)	1-0			1-0
TCU (BIG 12)	1-0			1-0
Tennessee (SEC)	1-2	1-2		2-4
Texas (SEC)	0-1			0-1
Texas A&M (SEC)	2-0	2-0	0-2	4-2
Texas A&M-Commerce (SLC)	1-0			1-0
Texas Tech (BIG 12)		0-1		0-1
Tulsa (AAC)			1-0	1-0
UL Monroe (SBC)	2-0	1-0		3-0
Utah (BIG 12)			1-0	1-0
Vanderbilt (SEC)	0-2	2-0		2-1

PURCELL RECORD AGAINST EACH CONFERENCE

CONFERENCE	HOME	AWAY	NEUTRAL	TOTAL
Atlantic 10 (A10)	1-0	1-0	-	2-0
American Athletic (AAC)	2-0	1-0	2-0	5-0
Atlantic Coast (ACC)	2-1	0-1	2-1	4-3
Atlantic Sun (ASUN)	1-0	-	1-0	2-0
Big 12	1-0	0-1	1-0	2-1
Big East	-	-	2-0	2-0
Big Ten	-	0-2	1-1	1-3
Conference USA (CUSA)	2-0	-	1-0	3-0
Mid-Eastern Athletic (MEAC)	1-0	1-0	-	2-0
Missouri Valley (MVC)	-	1-0	1-0	2-0
Mountain West (MWC)	2-0	1-0	-	3-0
Northeast (NEC)	-	1-0	-	1-0
Southeastern (SEC)	16-12	11-17	1-3*	28-32
Southern (SOCON)	3-0	0-1	-	3-1
Southland (SLC)	3-0	-	-	3-0
Southwestern Athletic (SWAC)	12-0	-	2-0	14-0
Summit League (SUMMIT)	-	0-1	-	0-1
Sun Belt (SBC)	4-0	1-0	1-0	6-0

* - Neutral Site SEC Tournament Games, which do not affect conference record

PURCELL RECORD AGAINST ACTIVE SEC HEAD COACHES

	HOME	AWAY	NEUTRAL	TOTAL
Kristy Curry (Alabama)	1-1	0-2	-	1-3
Kelsi Musick (Arkansas)	-	-	-	-
Larry Vickers (Auburn)	1-0	-	-	1-0
Kelly Rae Finley (Florida)	0-1	2-0	2-1	4-2
Katie Abrahamson-Henderson (Georgia)	1-0	1-1	-	2-1
Kenny Brooks (Kentucky)	1-0	0-1	-	1-1
Kim Mulkey (LSU)	1-0	0-2	-	1-2
Kellie Harper (Missouri)*	1-1	0-1	-	1-2*
Jennie Baranczyk (Oklahoma)	1-0	0-1	-	1-1
Yolett McPhee-McCuin (Ole Miss)	1-2	0-3	0-1	1-6
Dawn Staley (South Carolina)	0-2	0-1	-	0-3
Kim Caldwell (Tennessee)	0-1	1-1	-	1-2
Vic Schaefer (Texas)	0-1	-	-	0-1
Joni Taylor (Texas A&M)	2-0	2-0	0-2	4-2
Shae Ralph (Vanderbilt)	0-2	2-0	-	2-2

* - Purcell was 1-1 against Harper at home and 0-1 against Harper in Knoxville during her time at Tennessee, which is included in this total.

MSU'S RECORD WHEN...

CONFERENCE/NON-CONFERENCE	ALL	SEC	FREE THROW SHOOTING	ALL	SEC	SECOND CHANCE POINTS	ALL	SEC
OVERALL	16-6	3-5	More FTs Made Than Opponent	14-3	3-2	More Second Chance Points	13-5	2-4
Non-Conference Matchups	13-1	-	Less FTs Made Than Opponent	1-3	0-3	Less Second Chance Points	1-1	0-1
Home	10-0	-	Both Make The Same Number of FTs	1-0	-	Equal Second Chance Points	2-0	1-0
Road	1-1	-	Outshooting Opponents From FT Line	12-3	2-3			
Neutral	2-0	-	Opponent Outshoots MSU From FT Line	3-3	0-2			
Conference Matchups	-	3-5	Both Shoot The Same Percentage From FT Line	-	-			
Home	-	2-2						
Road	-	1-3						
SCORING	ALL	SEC	TOTAL REBOUNDING	ALL	SEC	FAST BREAK POINTS	ALL	SEC
Outscoring Opponents in Quarter One	15-1	2-0	More Rebounds Than Opponent	16-4	3-3	More Fast Break Points	11-3	2-2
Opponent Outscores MSU in Quarter One	1-5	1-5	Less Rebounds Than Opponent	0-1	0-1	Less Fast Break Points	5-3	1-3
Score the Same in Quarter One	-	-	Equal Rebounds With Opponent	0-1	0-1	Equal Fast Break Points	-	-
Outscoring Opponents in Quarter Two	12-1	2-1						
Opponent Outscores MSU in Quarter Two	3-5	1-4						
Score the Same in Quarter Two	1-0	-						
Outscoring Opponents in the First Half	14-1	2-0						
Opponent Outscores MSU in the First Half	1-5	1-5						
Score the Same in the First Half	1-0	-						
Outscoring Opponents in Quarter Three	15-1	3-1						
Opponent Outscores MSU in Quarter Three	0-4	0-4						
Score the Same in Quarter Three	1-1	-						
Outscoring Opponents in Quarter Four	10-2	2-2						
Opponent Outscores MSU in Quarter Four	6-4	1-3						
Score the Same in Quarter Four	-	-						
Outscoring Opponents in the Second Half	14-0	3-0						
Opponent Outscores MSU in the Second Half	2-5	0-4						
Score the Same in the Second Half	0-1	0-1						
SHOOTING PERCENTAGES	ALL	SEC	OFFENSIVE/DEFENSIVE REBOUNDING	ALL	SEC	POINTS OFF THE BENCH	ALL	SEC
Outshooting Opponents	15-1	3-0	More Offensive Rebounds Than Opponent	11-4	1-4	More Points off the Bench	10-2	2-2
Opponent Outshoots MSU	1-5	0-5	Less Offensive Rebounds Than Opponent	3-2	2-1	Less Points off the Bench	5-4	1-3
Outshooting Opponents in Quarter One	14-2	2-1	Equal Offensive Rebounds With Opponent	2-0	-	Equal Points off the Bench	1-0	-
Opponent Outshoots MSU in Quarter One	2-4	1-4						
Outshooting Opponents in Quarter Two	12-1	2-1						
Opponent Outshoots MSU In Quarter Two	4-5	1-4						
Outshooting Opponents in Quarter Three	13-4	3-3						
Opponent Outshoots MSU In Quarter Three	3-2	0-2						
Outshooting Opponents in Quarter Four	12-1	3-1						
Opponent Outshoots MSU In Quarter Four	4-4	0-3						
Shoot The Same In Quarter Four	0-1	0-1						
3 POINT SHOOTING	ALL	SEC	FOULS	ALL	SEC	TIME WITH LEAD	ALL	SEC
More 3PT FGs Made Than Opponent	7-1	3-0	More Fouls Than Opponent	3-4	0-3	MSU Leads For Longer Than Opponent	16-1	3-0
Less 3PT FGs Made Than Opponent	6-5	0-5	Less Fouls Than Opponent	9-2	2-2	Opponent Leads For Longer Than MSU	0-5	0-5
Both Make The Same Number of 3 PT FGs	3-0	-	Same Amount of Fouls as Opponent	4-0	1-0	Tied Time With Lead	-	-
Outshooting Opponents From Three	12-3	3-2						
Opponent Outshoots MSU From Three	4-3	0-3						
Both Shoot The Same Percentage From Three	-	-						
POINTS OFF TURNOVERS	ALL	SEC	ASSISTS	ALL	SEC	OPPONENT RANKINGS	ALL	SEC
More Points Off Turnovers	13-2	0-2	More Assists Than Opponent	15-0	3-0	Against Top 10 AP Poll Opponents	1-2	1-2
Less Points Off Turnovers	3-4	3-3	Less Assists Than Opponent	1-6	0-5	Against Top 25 AP Poll Opponents	1-3	1-3
Equal Points Off Turnovers	-	-	Same Amount of Assists as Opponent	-	-	Against Unranked AP Poll Opponents	14-1	1-0
POINTS IN THE PAINT	ALL	SEC	TURNOVERS	ALL	SEC	UNIFORM COLOR	ALL	SEC
More Points in the Paint	16-2	3-2	More Turnovers Than Opponent	5-4	3-3	Wearing Maroon Uniforms	2-1	0-1
Less Points in the Paint	0-4	0-3	Less Turnovers Than Opponent	10-2	0-2	Wearing White Uniforms	13-2	2-2
Equal Points in the Paint	-	-	Same Amount of Turnovers as Opponent	1-0	-	Wearing Black Uniforms	1-3	1-2
DAYS OF THE WEEK	ALL	SEC						
Playing On Monday	2-0	-						
Playing On Tuesday	1-0	-						
Playing On Wednesday	1-0	-						
Playing On Thursday	4-3	2-2						
Playing On Friday	1-0	-						
Playing On Saturday	1-0	-						
Playing On Sunday	6-3	1-3						



2025-26 Mississippi St. Women's Basketball
Combined Team Statistics
All games

Game Records

Record	Overall	Home	Away	Neutral
ALL GAMES	16-6	12-2	2-4	2-0
CONFERENCE	3-5	2-2	1-3	0-0
NON-CONFERENCE	13-1	10-0	1-1	2-0

Score by Periods

Team	1st	2nd	3rd	4th	OT	TOT
Mississippi St.	427	411	469	435	0	1742
Opponents	285	338	369	387	0	1379

Team Box Score

No.	Player				Total		3-Point		F-Throw		Rebounds											
		GP-GS	MIN	AVG	FG-FGA	FG%	3FG-3FGA	3FG%	FT-FTA	FT%	OFF	DEF	TOT	AVG	PF	DQ	A	TO	BLK	STL	PTS	AVG
25	NWAEDOZI, Favour	22-22	559:37	25.4	114-205	.556	0-5	.000	61-90	.678	91	141	232	10.5	57	1	32	31	14	14	289	13.1
40	FRANCIS, Madison	22-18	647:02	29.4	110-241	.456	8-41	.195	58-81	.716	72	94	166	7.5	53	2	33	52	64	32	286	13.0
2	MCPHAUL, Destiney	22-22	650:09	29.6	89-194	.459	29-88	.330	36-47	.766	8	50	58	2.6	34	0	86	43	4	37	243	11.0
10	LAMPLEY, Jaylah	22-1	460:28	20.9	84-159	.528	20-51	.392	17-32	.531	39	70	109	5.0	19	0	22	36	5	17	205	9.3
5	PRATER, Chandler	21-16	475:05	22.6	69-150	.460	19-47	.404	37-42	.881	33	92	125	6.0	39	1	45	42	4	26	194	9.2
4	CRISP, Trayanna	21-21	584:09	27.8	60-148	.405	36-93	.387	34-39	.872	7	40	47	2.2	39	0	56	34	1	20	190	9.0
33	RICHARDSON, Kharyssa	21-10	465:51	22.2	68-159	.428	4-12	.333	48-61	.787	21	73	94	4.5	41	0	12	35	10	11	188	9.0
1	KING, Saniyah	17-0	272:22	16.0	18-58	.310	5-24	.208	10-11	.909	0	26	26	1.5	29	1	21	22	1	9	51	3.0
8	FANE, Awa	16-0	149:51	9.4	16-40	.400	8-18	.444	5-7	.714	5	8	13	0.8	13	0	9	11	0	7	45	2.8
22	GRAY, Nataliyah	12-0	64:04	5.3	10-24	.417	0-6	.000	12-21	.571	5	14	19	1.6	7	0	4	7	1	3	32	2.7
13	JIMÉNEZ, Rocío	9-0	22:15	2.5	5-12	.417	0-0	.000	1-4	.250	4	3	7	0.8	2	0	0	3	3	1	11	1.2
23	WYLDER, Faith	7-0	38:02	5.4	2-6	.333	0-0	.000	4-5	.800	5	5	10	1.4	5	0	0	1	2	1	8	1.1
85	GUILLET, Melissa	3-0	11:06	3.7	0-3	.000	0-1	.000	0-0	.000	0	0	0	0.0	0	0	1	0	0	1	0	0.0
Team											28	38	66					9				
Total		22	4400		645-1399	.461	129-386	.334	323-440	.734	318	654	972	44.2	338	5	321	326	109	179	1742	79.2
Opponents		22	4395		508-1345	.378	143-481	.297	220-321	.685	232	491	723	32.9	377	4	268	356	59	185	1379	62.7

Team Statistics

	MS	OPP
Scoring	1742	1379
Points per game	79.2	62.7
Scoring margin	+16.5	-
Field goals-att	645-1399	508-1345
Field goal pct	.461	.378
3 point fg-att	129-386	143-481
3-point FG pct	.334	.297
3-pt FG made per game	5.9	6.5
Free throws-att	323-440	220-321
Free throw pct	.734	.685
F-Throws made per game	14.7	10.0
Rebounds	972	723
Rebounds per game	44.2	32.9
Rebounding margin	+11.3	-
Assists	321	268
Assists per game	14.6	12.2
Turnovers	326	356
Turnovers per game	14.8	16.2
Turnover margin	+1.4	-
Assist/turnover ratio	1.0	0.8
Steals	179	185
Steals per game	8.1	8.4
Blocks	109	59
Blocks per game	5.0	2.7
Winning streak	1	-
Home win streak	1	-
Attendance	54455	27489
Home games-Avg/Game	14-3890	6-4582
Neutral site-Avg/Game	-	2-750

Team Results

Date	Opponent		Score	Att.
11/03/2025	Davidson	W	66-57	3462
11/07/2025	Georgia St.	W	88-62	6549
11/09/2025	Mississippi Val.	W	107-43	3566
11/13/2025	Jackson St.	W	82-55	3542
11/20/2025	at Texas Tech	L	62-69	3652
11/24/2025	vs Alcorn	W	65-51	750
11/25/2025	vs Middle Tenn.	W	69-47	750
11/30/2025	ULM	W	66-54	3411
12/04/2025	Pittsburgh	W	79-44	3433
12/07/2025	Charlotte	W	89-59	3473
12/14/2025	Southern Miss.	W	87-64	3833
12/17/2025	Alabama St.	W	105-57	3289
12/20/2025	at La Salle	W	85-37	490
12/28/2025	Samford	W	112-54	3588
01/01/2026	Auburn	W	75-53	3710
01/04/2026	at Oklahoma	L	47-95	5504
01/08/2026	Tennessee	L	80-90	3905
01/11/2026	at Ole Miss	L	68-93	4634
01/15/2026	Vanderbilt	L	84-89	4082
01/18/2026	Kentucky	W	71-59	4612
01/25/2026	at Alabama	L	78-85	2791
01/29/2026	at Tennessee	W	77-62	10418



**2025-26 Mississippi St. Women's Basketball
Combined Team Statistics
In Conference games**

Page 1/1
as of Jan 30, 2026

Game Records

Record	Overall	Home	Away	Neutral
ALL GAMES	3-5	2-2	1-3	0-0
CONFERENCE	3-5	2-2	1-3	0-0
NON-CONFERENCE	0-0	0-0	0-0	0-0

Score by Periods

Team	1st	2nd	3rd	4th	OT	TOT
Mississippi St.	115	142	159	164	0	580
Opponents	135	163	162	166	0	626

Team Box Score

No.	Player				Total		3-Point		F-Throw		Rebounds											
		GP-GS	MIN	AVG	FG-FGA	FG%	3FG-3FGA	3FG%	FT-FTA	FT%	OFF	DEF	TOT	AVG	PF	DQ	A	TO	BLK	STL	PTS	AVG
40	FRANCIS, Madison	8-8	260:00	32.5	38-98	.388	2-13	.154	24-34	.706	27	45	72	9.0	24	1	10	22	19	11	102	12.8
33	RICHARDSON, Kharyssa	8-6	200:23	25.0	40-75	.533	3-8	.375	17-22	.773	13	25	38	4.8	15	0	1	17	2	4	100	12.5
25	NWAEDOZI, Favour	8-8	222:21	27.8	28-65	.431	0-4	.000	28-38	.737	30	52	82	10.3	25	1	8	13	0	4	84	10.5
4	CRISP, Trayanna	8-8	239:39	30.0	24-63	.381	15-41	.366	20-21	.952	5	17	22	2.8	23	0	18	17	0	7	83	10.4
2	MCPHAUL, Destiney	8-8	246:09	30.8	28-79	.354	7-32	.219	11-15	.733	4	16	20	2.5	15	0	29	23	1	10	74	9.3
5	PRATER, Chandler	7-2	136:18	19.5	19-40	.475	7-17	.412	3-3	1.000	4	20	24	3.4	14	1	5	9	0	8	48	6.9
10	LAMPLEY, Jaylah	8-0	141:28	17.7	20-46	.435	5-19	.263	7-11	.636	7	24	31	3.9	7	0	4	11	0	3	52	6.5
22	GRAY, Nataliyah	2-0	09:18	4.6	3-5	.600	0-0	.000	2-3	.667	2	0	2	1.0	1	0	0	0	0	0	8	4.0
1	KING, Saniyah	8-0	112:25	14.1	9-22	.409	1-8	.125	6-6	1.000	0	6	6	0.8	18	1	6	11	1	4	25	3.1
8	FANE, Awa	4-0	19:43	4.9	1-2	.500	1-2	.500	1-2	.500	0	1	1	0.3	1	0	0	2	0	2	4	1.0
13	JIMÉNEZ, Rocío	1-0	01:11	1.2	0-0	.000	0-0	.000	0-2	.000	0	0	0	0.0	0	0	0	0	0	0	0	0.0
85	GUILLET, Melissa	3-0	11:06	3.7	0-3	.000	0-1	.000	0-0	.000	0	0	0	0.0	0	0	1	0	0	1	0	0.0
Team											15	13	28					2				
Total		8	1600		210-498	.422	41-145	.283	119-157	.758	107	219	326	40.8	143	4	82	127	23	54	580	72.5
Opponents		8	1600		229-515	.445	54-178	.303	114-159	.717	90	197	287	35.9	143	2	126	99	34	83	626	78.3

Team Statistics

	MS	OPP
Scoring	580	626
Points per game	72.5	78.3
Scoring margin	-5.8	-
Field goals-att	210-498	229-515
Field goal pct	.422	.445
3 point fg-att	41-145	54-178
3-point FG pct	.283	.303
3-pt FG made per game	5.1	6.8
Free throws-att	119-157	114-159
Free throw pct	.758	.717
F-Throws made per game	14.9	14.3
Rebounds	326	287
Rebounds per game	40.8	35.9
Rebounding margin	+4.9	-
Assists	82	126
Assists per game	10.3	15.8
Turnovers	127	99
Turnovers per game	15.9	12.4
Turnover margin	-3.5	-
Assist/turnover ratio	0.6	1.3
Steals	54	83
Steals per game	6.8	10.4
Blocks	23	34
Blocks per game	2.9	4.3
Winning streak	1	-
Home win streak	1	-
Attendance	16309	23347
Home games-Avg/Game	4-4077	4-5837
Neutral site-Avg/Game	-	0-0

Team Results

Date	Opponent		Score	Att.
01/01/2026	Auburn	W	75-53	3710
01/04/2026	at Oklahoma	L	47-95	5504
01/08/2026	Tennessee	L	80-90	3905
01/11/2026	at Ole Miss	L	68-93	4634
01/15/2026	Vanderbilt	L	84-89	4082
01/18/2026	Kentucky	W	71-59	4612
01/25/2026	at Alabama	L	78-85	2791
01/29/2026	at Tennessee	W	77-62	10418

GAME-BY-GAME STATISTICS

	W/L	REC	1ST	2ND	3RD	4TH	OT	PTS	MAR	FG-FGA	FG%	3FG-3FGA	3FG%	FT-FTA	FT%	O-D-REB	MAR	PF	AST	TO	STL	BLK	ATT
MISSISSIPPI STATE	W, 66-57	1-0	15	16	16	19	-	66	+9	21-51	41.2	3-9	33.3	21-31	67.7	14-28-42	+15	20	6	18	10	7	3,462
Davidson 11/3		0-1	14	17	13	13	-	57	-9	18-52	34.6	4-14	28.6	17-20	85.0	8-19-27	-15	21	11	17	10	1	
MISSISSIPPI STATE	W, 88-62	2-0	17	32	25	14	-	88	+26	33-64	51.6	10-20	50	12-16	75.0	12-32-44	+15	13	21	15	7	8	6,549
Georgia State 11/7		1-1	10	12	21	19	-	62	-26	23-60	38.3	7-22	31.8	9-14	64.3	7-22-29	-15	13	6	14	9	0	
MISSISSIPPI STATE	W, 107-43	3-0	22	25	27	31	-	107	+64	37-71	52.1	8-17	47.1	25-31	80.6	21-34-55	+30	7	21	14	13	11	3,566
Mississippi Valley State 11/9		0-2	8	11	16	8	-	43	-64	18-60	30.0	4-23	17.4	3-4	75.0	9-16-25	-30	23	8	21	10	4	
MISSISSIPPI STATE	W, 82-55	4-0	22	19	21	20	-	82	+27	32-58	55.2	4-14	28.6	14-22	63.6	8-30-38	+2	16	15	14	12	5	3,542
Jackson State 11/13		1-2	5	19	20	11	-	55	-27	23-64	35.9	6-23	26.1	3-6	50.0	13-23-36	-2	16	9	22	8	2	
MISSISSIPPI STATE	L, 62-69	4-1	31	2	12	17	-	62	-7	20-53	37.7	5-16	31.3	17-21	81.0	6-33-39	+3	20	8	22	3	6	3,652
at Texas Tech 11/20		6-0	16	15	12	26	-	69	+7	26-66	39.4	3-19	15.8	14-17	82.4	8-28-36	-3	18	11	13	11	1	
MISSISSIPPI STATE	W, 65-51	5-1	17	17	16	15	-	65	+14	20-57	35.1	8-28	28.6	17-27	63.0	18-28-46	+12	14	16	18	14	4	750
vs Alcorn State 11/24		1-4	4	10	15	22	-	51	-14	19-55	34.5	8-24	33.3	5-11	45.5	11-23-34	-12	22	13	24	7	1	
MISSISSIPPI STATE	W, 69-47	6-1	18	17	16	18	-	69	+22	27-49	55.1	5-11	45.5	10-13	76.9	6-24-30	+6	21	20	16	4	6	750
vs Middle Tennessee State 11/25		3-4	8	11	16	12	-	47	-22	16-45	35.6	5-17	29.4	10-15	66.7	6-18-24	-6	16	11	19	9	1	
MISSISSIPPI STATE	W, 66-54	7-1	20	10	19	17	-	66	+12	26-63	41.3	4-15	26.7	10-12	83.3	19-19-38	+8	10	14	18	8	4	3,411
ULM 11/30		5-2	18	11	11	14	-	54	-12	22-52	42.3	8-18	44.4	2-2	100.0	11-19-30	-8	19	12	26	7	2	
MISSISSIPPI STATE	W, 79-44	8-1	20	22	28	9	-	79	+35	33-73	45.2	7-22	31.8	6-9	66.7	11-40-51	+10	14	18	8	9	5	3,433
Pitt 12/4		6-5	8	6	14	16	-	44	-35	13-59	22.0	7-17	41.2	11-19	57.9	11-30-41	-10	10	7	18	4	3	
MISSISSIPPI STATE	W, 89-59	9-1	24	21	22	22	-	89	+30	37-71	52.1	6-20	30.0	9-16	56.3	18-33-51	+14	16	13	15	6	8	3,473
Charlotte 12/7		4-6	15	14	17	13	-	59	-30	22-67	32.8	7-21	33.3	8-14	57.1	16-21-37	-14	14	9	16	8	2	
MISSISSIPPI STATE	W, 87-64	10-1	21	19	28	19	-	87	+23	33-70	47.1	6-14	42.9	15-24	62.5	21-34-55	+25	14	15	12	5	4	3,833
Southern Miss 12/14		7-4	10	18	14	22	-	64	-23	23-65	35.4	12-31	38.7	6-10	60.0	11-19-30	-25	17	13	12	4	1	
MISSISSIPPI STATE	W, 105-57	11-1	34	25	24	22	-	105	+48	39-78	50.0	7-17	41.2	20-26	76.9	22-27-49	+15	11	24	9	13	8	3,289
Alabama State 12/17		3-7	10	9	14	24	-	57	-48	21-58	36.2	3-14	21.4	12-20	60.0	13-21-34	-15	19	9	21	4	2	
MISSISSIPPI STATE	W, 85-37	12-1	24	18	18	25	-	85	+48	34-70	48.6	7-21	33.3	10-12	83.3	17-35-52	+21	10	23	13	13	1	490
at La Salle 12/20		8-4	12	8	9	8	-	37	-48	15-62	24.2	4-20	20.0	3-5	60.0	12-19-31	-21	10	8	22	8	2	
MISSISSIPPI STATE	W, 112-54	13-1	25	26	38	23	-	112	+58	43-73	58.9	8-17	47.1	18-23	78.3	18-38-56	+34	9	25	7	8	9	3,588
Samford 12/28		6-10	12	14	15	13	-	54	-58	20-65	30.8	11-40	27.5	3-5	60.0	6-16-22	-34	15	13	12	3	3	
MISSISSIPPI STATE	W, 75-53	14-1	14	18	20	23	-	75	+22	27-59	45.8	7-21	33.3	14-17	82.4	16-30-46	+22	13	11	16	2	0	3,710
Auburn 1/1		11-4	7	16	16	14	-	53	-22	19-54	35.2	2-15	13.3	13-20	65.0	7-17-24	-22	17	8	14	14	4	
MISSISSIPPI STATE	L, 47-95	14-2	8	14	13	12	-	47	-48	14-70	20.0	1-25	4.0	18-21	85.7	11-26-37	-27	18	4	14	8	4	5,504
at #8 Oklahoma 1/4		14-1	21	27	24	23	-	95	+48	39-79	49.4	3-17	17.6	14-21	66.7	17-47-64	+27	14	25	13	12	3	
MISSISSIPPI STATE	L, 80-90	14-3	19	18	22	21	-	80	-10	30-66	45.5	2-13	15.4	18-21	85.7	17-20-37	-27	16	9	16	7	4	3,905
#20 Tennessee 1/8		11-3	26	21	23	20	-	90	+10	34-67	50.7	10-27	37.0	12-17	70.6	16-19-35	+27	22	16	14	11	5	
MISSISSIPPI STATE	L, 68-93	14-4	17	18	13	20	-	68	-25	25-61	41.0	5-15	33.3	13-26	50.0	15-22-37	+2	15	11	16	4	4	4,634
at #18 Ole Miss 1/11		16-3	21	29	21	22	-	93	+25	36-64	56.3	6-19	31.6	15-19	78.9	7-28-35	-2	22	21	8	13	4	
MISSISSIPPI STATE	L, 84-89	14-5	16	19	20	29	-	84	-5	32-66	48.5	8-21	38.1	12-14	85.7	12-21-33	-	24	14	12	10	0	4,082
#5 Vanderbilt 1/15		18-0	16	19	30	23	-	89	+5	30-60	50.0	11-29	37.9	18-20	90.0	10-23-33	-	14	20	13	4	4	

GAME-BY-GAME STATISTICS

	W/L	REC	1ST	2ND	3RD	4TH	OT	PTS	MAR	FG-FGA	FG%	3FG-3FGA	3FG%	FT-FTA	FT%	O-D-REB	MAR	PF	AST	TO	STL	BLK	ATT
MISSISSIPPI STATE	W, 71-59	15-5	18	12	18	23	-	71	+12	27-58	46.6	6-16	37.5	11-17	64.7	11-41-52	+17	16	10	18	10	7	4,612
#7 Kentucky 1/18		17-3	13	20	11	15	-	59	-12	23-72	31.9	8-15	53.3	8-15	53.3	12-23-35	-17	17	9	6	8	6	
MISSISSIPPI STATE	W, 78-85	15-6	14	17	29	18	-	78	-7	28-62	45.2	4-16	25.0	18-21	85.7	13-21-34	+4	21	12	15	10	1	2,791
at #23 Alabama 1/25		18-3	15	20	21	29	-	85	+7	26-50	52.0	13-21	61.9	20-24	83.3	6-24-30	-4	17	19	16	10	7	
MISSISSIPPI STATE	W, 77-62	16-6	9	26	24	18	-	77	+15	27-56	48.2	8-18	44.4	15-20	75.0	12-38-50	+19	20	11	24	10	3	10,418
at #15 Tennessee 1/29		14-4	12	14	16	20	-	62	-15	22-69	31.9	4-21	19.0	14-23	60.9	15-16-31	-19	20	8	15	11	1	

GAME-BY-GAME STATISTIC LEADERS

	RESULT	POINTS	REBOUNDS	ASSISTS	STEALS	BLOCKS	MINUTES
Davidson 11/3	W, 66-57	McPhaul (20)	Nwaedozi (10)	McPhaul, Prater (2)	Prater (3)	Francis (6)	McPhaul (37:18)
Georgia State 11/7	W, 88-62	Nwaedozi (17)	Nwaedozi (10)	Crisp (6)	McPhaul, Prater (2)	McPhaul, Nwaedozi, Prater (2)	Crisp (28:59)
Mississippi Valley St. 11/9	W, 107-43	Prater (25)	Nwaedozi (16)	Prater (5)	Nwaedozi (3)	Francis (5)	McPhaul (24:55)
Jackson State 11/13	W, 82-55	Nwaedozi (18)	Nwaedozi (15)	Nwaedozi (4)	Crisp, Francis (3)	Francis (3)	Francis (29:51)
at Texas Tech 11/20	L, 62-69	McPhaul, Crisp (12)	Nwaedozi, Richardson (9)	McPhaul (4)	King, McPhaul, Prater (1)	Nwaedozi (2)	McPhaul (32:10)
vs. Alcorn State 11/24	W, 65-51	Francis (15)	Lampley (10)	Francis, Prater (4)	Francis (3)	Nwaedozi (2)	Francis (30:31)
vs. MTSU 11/25	W, 69-47	Francis (17)	Francis, Nwaedozi (6)	McPhaul (5)	Francis, King, Prater, Richardson (1)	Francis (6)	McPhaul (35:28)
ULM 11/30	W, 66-54	Nwaedozi (13)	Francis (13)	McPhaul, Prater (3)	Crisp, Francis, Lampley, McPhaul (2)	Francis (3)	Francis (36:03)
Pitt 12/4	W, 79-44	McPhaul (22)	Francis (10)	King (4)	Crisp, Francis, Lampley, McPhaul (2)	Francis, Nwaedozi (2)	Francis (29:24)
Charlotte 12/7	W, 89-59	McPhaul, Nwaedozi (16)	Prater (13)	King, McPhaul (3)	McPhaul (3)	Francis (7)	Francis (32:27)
Southern Miss 12/14	W, 87-64	Nwaedozi (21)	Nwaedozi (23)	Crisp, McPhaul (4)	Prater (2)	Francis, Lampley, Nwaedozi, Prater(1)	Crisp (33:27)
Alabama State 12/17	W, 105-57	Francis (30)	Prater (11)	Crisp (7)	Fane, Francis (3)	Francis (4)	Francis (30:14)
at La Salle 12/20	W, 85-37	Lampley (18)	Nwaedozi (16)	McPhaul (10)	McPhaul (6)	Francis (1)	McPhaul (35:14)
Samford 12/28	W, 112-54	Nwaedozi (30)	Francis (11)	McPhaul (10)	Prater (3)	Francis (4)	Prater (31:00)
Auburn 1/1	W, 75-53	Crisp (17)	Francis, Nwaedozi (13)	Crisp, Lampley (3)	McPhaul (2)	-	McPhaul (31:59)
at #8 Oklahoma 1/4	L, 47-95	Richardson (13)	Francis, Nwaedozi (7)	Nwaedozi (2)	Fane, Nwaedozi (2)	Francis (3)	Nwaedozi (32:30)
#20 Tennessee 1/8	L, 80-90	Francis, Richardson (22)	Francis (13)	McPhaul (5)	McPhaul (3)	Francis (4)	Francis, McPhaul (38:42)
at #18 Ole Miss 1/11	L, 68-93	Francis, Prater (15)	Nwaedozi (11)	McPhaul (4)	Francis, McPhaul (2)	Francis (3)	Francis (33:39)
#5 Vanderbilt 1/15	L, 84-89	Francis (15)	Francis (8)	Crisp (7)	Crisp (3)	-	Francis (35:55)
#7 Kentucky 1/18	W, 71-59	Richardson (23)	Nwaedozi (21)	McPhaul (6)	Prater (3)	Francis (6)	Nwaedozi (36:22)
at #23 Alabama 1/25	L, 78-85	Nwaedozi (19)	Francis (8)	McPhaul (5)	Francis (7)	Francis (1)	Francis (35:54)
at #15 Tennessee 1/29	W, 77-62	Richardson (21)	Nwaedozi (14)	McPhaul (5)	Crisp (3)	Francis (2)	Nwaedozi (35:02)
Missouri 2/1							
at South Carolina 2/5							
Georgia 2/12							
at Arkansas 2/16							
Florida 2/19							
at Texas 2/22							
at Texas A&M 2/26							
LSU 3/1							

GAME-BY-GAME STATISTIC LEADERS

POINTS	REBOUNDS	ASSISTS	STEALS	BLOCKS	MINUTES
Nwaedozi7, (6-1)	Nwaedozi 13, (10-3)	McPhaul 13, (9-4)	McPhaul9, (6-3)	Francis..... 17, (13-4)	Francis..... 10, (6-4)
Francis.....6, (3-3)	Francis.....9, (5-4)	Crisp.....5, (4-1)	Francis.....8, (6-2)	Nwaedozi5, (4-1)	McPhaul7, (5-2)
McPhaul4, (3-1)	Prater2, (2-0)	Prater4, (4-0)	Prater7, (6-1)	Prater2, (2-0)	Nwaedozi3, (2-1)
Richardson.....4, (2-2)	Lampley1, (1-0)	King.....2, (2-0)	Crisp.....5, (4-1)	Lampley1, (1-0)	Crisp2, (2-0)
Crisp.....2, (1-1)	Richardson.....1, (0-1)	Nwaedozi2, (1-1)	Fane.....2, (1-1)	McPhaul1, (1-0)	Prater1, (1-0)
Prater2, (1-1)		Francis.....1, (1-0)	King.....2, (1-1)		
Lampley.....1, (1-0)		Lampley1, (1-0)	Lampley.....2, (2-0)		
			Nwaedozi2, (1-1)		
			Richardson.....1, (1-0)		

PLUS/MINUS BREAKDOWN

	RESULT	KING	MCPHAUL	CRISP	PRATER	FANE	LAMPLEY	JIMENEZ	GRAY	NWAEDOZI	RICHARDSON	FRANCIS	GUILLET
Davidson 11/3	W, 66-57	-	15	3	-3	-5	10	-	-	5	9	11	-
Georgia State 11/7	W, 88-62	-	25	13	25	1	20	-2	11	20	10	9	-
Mississippi Valley St. 11/9	W, 107-43	-	31	30	44	36	28	12	24	32	23	46	-
Jackson State 11/13	W, 82-55	6	25	16	17	2	15	-3	-2	25	15	19	-
at Texas Tech 11/20	L, 62-69	-10	-10	-12	-3	0	6	-5	-	-7	0	6	-
vs. Alcorn State 11/24	W, 65-51	-3	21	17	20	-7	-6	-	-8	27	-7	16	-
vs. MTSU 11/25	W, 69-47	7	18	23	26	-	-1	-	-	17	3	17	-
ULM 11/30	W, 66-54	2	18	7	3	-	6	-	-2	9	1	16	-
Pitt 12/4	W, 79-44	4	36	32	16	-8	15	-12	-1	33	25	35	-
Charlotte 12/7	W, 89-59	11	20	33	15	4	6	0	1	29	0	31	-
Southern Miss 12/14	W, 87-64	1	30	32	21	-11	1	-	-8	38	-	26	-
Alabama State 12/17	W, 105-57	-	30	47	33	14	23	-7	-4	37	20	48	-
at La Salle 12/20	W, 85-37	-	42	35	23	14	46	-	8	32	19	11	-
Samford 12/28	W, 112-54	18	47	-	57	1	49	0	-	53	9	55	-
Auburn 1/1	W, 75-53	7	17	21	14	-6	17	-	-	16	5	19	-
at Oklahoma 1/4	L, 47-95	-30	-27	-39	-14	-2	-29	-	5	-41	-40	-23	-
Tennessee 1/8	L, 80-90	1	-10	-14	-	0	-5	-	-	-13	-2	-7	-
at Ole Miss 1/11	L, 68-93	-17	-17	-23	-7	3	0	-3	-4	-15	-21	-21	-
Vanderbilt 1/15	L, 84-89	-6	-12	6	-6	-	5	-	-	2	-10	-4	-
Kentucky 1/18	W, 71-59	-8	17	14	-10	-	-1	-	-	15	21	12	0
at Alabama 1/25	L, 78-85	-1	0	-9	4	-	3	-	-	-9	-8	-9	-6
at Tennessee 1/29	W, 77-62	-4	22	18	-2	-	2	-	-	16	6	18	-1
Missouri 2/1													
at South Carolina 2/5													
Georgia 2/12													
at Arkansas 2/16													
Florida 2/19													
at Texas 2/22													
at Texas A&M 2/22													
LSU 3/1													

	KING	MCPHAUL	CRISP	PRATER	FANE	LAMPLEY	JIMENEZ	GRAY	NWAEDOZI	RICHARDSON	FRANCIS	GUILLET
OVERALL TOTALS	-22	338	250	273	36	210	-20	20	321	78	331	-7
SEC TOTALS	-58	-10	-26	-21	-5	-8	-3	1	-29	-49	-15	-7
GAMES LED IN	1 (0-1)	6 (6-0)	3 (2-1)	4 (3-1)	1 (0-1)	2 (1-1)		1 (0-1)	3 (3-0)	1 (1-0)	3 (2-1)	

LEAD BREAKDOWN

	FIRST HALF			SECOND HALF/OT			FINAL			LARGEST				TIME			BEST RUN
	MSU	OPP	MAR	MSU	OPP	MAR	MSU	OPP	MAR	LEAD	DEFICIT	TIMES TIED	LEAD CHANGES	LED	TRAILED	TIED	
Davidson 11/3	31	31	0	35	26	9	66	57	9	10 (4th 1:23)	7 (2nd 4:23)	7	4	28:44	7:23	1:53	7 (2nd 3:23)
Georgia State 11/7	49	22	27	39	40	-1	88	62	26	39 (3rd 3:25)	4 (1st 9:01)	2	1	36:40	2:21	:59	13 (2nd 4:19)
MVSU 11/9	49	19	30	58	24	34	107	43	64	64 (4th 1:28)	-	0	0	38:54	-	1:06	16 (3rd 8:38)
Jackson State 11/13	41	24	17	41	31	10	82	55	27	30 (4th 0:55)	-	0	0	39:26	-	:34	11 (4th 2:59)
at Texas Tech 11/20	33	31	2	29	38	-9	62	69	-7	15 (1st 0:00)	10 (4th 0:30)	4	3	27:48	10:01	2:11	7 (1st 4:42)
vs. Alcorn State 11/24	34	14	20	31	37	-6	65	51	14	26 (2nd 6:36)	-	1	0	39:42	-	:18	23 (2nd 6:36)
vs. MTSU 11/25	35	19	16	34	28	6	69	47	22	25 (3rd 3:38)	2 (1st 8:34)	3	2	35:43	1:20	2:57	15 (2nd 0:36)
ULM 11/30	30	29	1	36	25	11	66	54	12	16 (3rd 2:14)	1 (2nd 1:41)	2	4	38:10	1:09	:41	13 (3rd 4:53)
Pitt 12/4	42	14	28	37	30	7	79	44	35	49 (4 th 5:49)	3 (1st 9:02)	0	1	38:26	1:18	:16	13 (1st 0:32)
Charlotte 12/7	45	29	16	44	30	14	89	59	30	31 (4th 2:07)	3 (1st 9:32)	4	1	37:27	:40	1:53	11 (1st 3:19)
Southern Miss 12/14	40	28	12	47	36	11	87	64	23	31 (4th 3:34)	2 (1st 8:31)	0	3	37:18	1:13	1:29	15 (3rd 6:29)
Alabama State 12/17	59	19	40	46	38	8	105	57	48	54 (4th 7:32)	-	0	0	39:48	-	:12	18 (2nd 0:06)
at La Salle 12/20	42	20	22	43	17	26	85	37	48	50 (4th 0:50)	3 (1st 9:37)	0	1	38:45	:52	:23	13 (2nd 5:40)
Samford 12/28	51	26	26	61	28	33	112	54	58	60 (4th 4:43)	-	0	0	39:49		:12	14 (3 rd 4:32)
Auburn 1/1	32	19	13	43	30	13	75	53	22	28 (4th 2:58)	-	0	0	38:18	-	1:42	12 (4th 2:58)
at Oklahoma 1/4	22	48	-26	25	47	-22	47	95	-48	2 (1st 9:04)	53 (4th 2:17)	1	1	0:20	38:13	1:27	7 (2nd 5:33)
Tennessee 1/8	37	47	-10	43	43	0	80	90	-10	2 (1st 7:24)	18 (3rd 4:50)	4	4	0:55	36:27	2:22	8 (4th 8:21)
at Ole Miss 1/11	35	50	-19	33	43	-10	68	93	-25	-	29 (4th 4:00)	0	0	0:00	39:46	:14	
Vanderbilt 1/15	34	35	-1	49	53	-4	84	89	-5	4 (1st 7:31)	13 (4th 9:27)	8	11	5:17	31:08	3:35	9 (4 th 4:21)
Kentucky 1/18	30	33	-3	41	26	15	71	59	12	14 (4th 5:52)	6 (3rd 8:18)	0	4	29:06	9:47	1:07	10 (4th 5:52)
at Alabama 1/25	31	35	-4	47	50	-3	78	85	-7	4 (3rd 0:19)	9 (4th 1:11)	18	10	13:01	22:54	4:05	7 (3rd 8:25)
at Tennessee 1/29	35	26	9	42	36	6	77	62	15	20 (3rd 2:44)	5 (2nd 9:43)	6	7	25:22	10:42	3:56	9 (2nd 1:03)
Missouri 2/1																	
at South Carolina 2/5																	
Georgia 2/12																	
at Arkansas 2/16																	
Florida 2/19																	
at Texas 2/22																	
at Texas A&M 2/26																	
LSU 3/1																	
	FIRST HALF			SECOND HALF/OT			FINAL			LARGEST				TIME			BEST RUN
OVERALL MARGINS	MSU	OPP	MAR	MSU	OPP	MAR	MSU	OPP	MAR	LEAD	DEFICIT	TIMES TIED	LEAD CHANGES	LED	TRAILED	TIED	
MOST/LARGEST	59	50	40	61	53	34	112	95	64	64	53	18	11	39:49	39:46	4:05	23
FEWEST/smallest	22	14	-26	25	17	-22	47	37	-48	2	1	0	0	-	-	:12	7
	FIRST HALF			SECOND HALF/OT			FINAL			LARGEST				TIME			BEST RUN
SEC MARGINS	MSU	OPP	MAR	MSU	OPP	MAR	MSU	OPP	MAR	LEAD	DEFICIT	TIMES TIED	LEAD CHANGES	LED	TRAILED	TIED	
MOST/LARGEST	37	50	13	49	53	15	84	95	22	28	53	18	11	38:18	39:46	4:05	12
FEWEST/smallest	22	19	-26	25	26	-22	47	53	-48	2	5	0	0	-	-	:14	7

STARTING LINEUPS - STARTER/BENCH SCORING

STARTING LINEUPS BY GAME	1	2	3	4	5
Davidson 11/3	Crisp	McPhaul	Prater	Richardson	Nwaedozi
Georgia State 11/7	Crisp	McPhaul	Prater	Richardson	Nwaedozi
Mississippi Valley St. 11/9	Crisp	McPhaul	Prater	Richardson	Nwaedozi
Jackson State 11/13	Crisp	McPhaul	Prater	Richardson	Nwaedozi
at Texas Tech 11/20	Crisp	McPhaul	Prater	Francis	Nwaedozi
vs. Alcorn State 11/24	Crisp	McPhaul	Prater	Francis	Nwaedozi
vs. MTSU 11/25	Crisp	McPhaul	Prater	Francis	Nwaedozi
ULM 11/30	Crisp	McPhaul	Prater	Francis	Nwaedozi
Pitt 12/4	Crisp	McPhaul	Prater	Francis	Nwaedozi
Charlotte 12/7	Crisp	McPhaul	Prater	Francis	Nwaedozi
Southern Miss 12/14	Crisp	McPhaul	Prater	Francis	Nwaedozi
Alabama State 12/17	Crisp	McPhaul	Prater	Francis	Nwaedozi
at La Salle 12/20	Crisp	McPhaul	Prater	Francis	Nwaedozi
Samford 12/28	McPhaul	Lampley	Prater	Francis	Nwaedozi
Auburn 1/1	Crisp	McPhaul	Prater	Francis	Nwaedozi
at Oklahoma 1/4	Crisp	McPhaul	Prater	Francis	Nwaedozi
Tennessee 1/8	Crisp	McPhaul	Francis	Richardson	Nwaedozi
at Ole Miss 1/11	Crisp	McPhaul	Francis	Richardson	Nwaedozi
Vanderbilt 1/15	Crisp	McPhaul	Francis	Richardson	Nwaedozi
Kentucky 1/18	Crisp	McPhaul	Francis	Richardson	Nwaedozi
at Alabama 1/25	Crisp	McPhaul	Francis	Richardson	Nwaedozi
at Tennessee 1/29					
Missouri 2/1					
at South Carolina 2/5					
Georgia 2/12					
at Arkansas 2/16					
Florida 2/19					
at Texas 2/22					
at Texas A&M 2/26					
LSU 3/1					

STARTING LINEUP RECORDS	1	2	3	4	5
9-2	Crisp	McPhaul	Prater	Francis	Nwaedozi
4-0	Crisp	McPhaul	Prater	Richardson	Nwaedozi
2-4	Crisp	McPhaul	Francis	Richardson	Nwaedozi
1-0	McPhaul	Lampley	Prater	Richardson	Nwaedozi

	MISSISSIPPI STATE		OPPONENT	
	STARTERS	BENCH	STARTERS	BENCH
Davidson 11/3	47	19	29	28
Georgia State 11/7	53	35	50	12
MVSU 11/9	52	55	31	12
Jackson State 11/13	52	30	26	29
at Texas Tech 11/20	50	12	41	28
vs. Alcorn State 11/24	44	21	33	18
vs. MTSU 11/25	57	12	47	0
ULM 11/30	41	25	38	16
Pitt 12/4	56	23	22	22
Charlotte 12/7	71	18	40	19
Southern Miss 12/14	72	15	43	21
Alabama State 12/17	68	37	20	37
at La Salle 12/20	53	32	23	14
Samford 12/28	95	17	35	19
Auburn 1/1	58	17	41	12
at Oklahoma 1/4	26	21	72	23
Tennessee 1/8	70	10	67	23
at Ole Miss 1/11	41	27	63	30
Vanderbilt 1/15	55	29	74	15
Kentucky 1/18	60	11	59	0
at Alabama 1/25	56	22	70	15
at Tennessee 1/29	68	9	34	28
Missouri 2/1				
at South Carolina 2/5				
Georgia 2/12				
at Arkansas 2/16				
Florida 2/19				
at Texas 2/22				
at Texas A&M 2/26				
LSU 3/1				

OVERALL	STARTERS	BENCH	STARTERS	BENCH
TOTALS	1245	497	958	421
AVERAGES	56.6	22.6	43.5	19.1
SEC	STARTERS	BENCH	STARTERS	BENCH
TOTALS	434	146	480	146
AVERAGES	54.3	18.3	60.0	18.3

MISCELLANEOUS STATISTICS

JUMP BALLS WON

Mississippi State	16 (11-5)
Opponents	6 (5-1)
Overtime	

SCORING SUMMARY

ALL GAMES

	1ST	2ND	3RD	4TH	OT	TOTAL
Mississippi State	427 (+142)	411 (+73)	469 (+100)	435 (+48)	-	1742 (+363)
Opponents	285	338	369	387	-	1379

SEC GAMES

	1ST	2ND	3RD	4TH	OT	TOTAL
Mississippi State	115 (-20)	142 (-21)	159 (-3)	164 (-2)	-	580 (-46)
Opponents	135	163	162	166	-	626

WIN/LOSS MARGIN

	1	2	3	4	5	6	7	8	9	10-14	15-19	20+
Wins	-	-	-	-	-	-	-	-	1	3	1	11
Losses	-	-	-	-	1	-	1	-	-	1	-	2

LEADS AND DEFICITS

Largest Lead After First Quarter	24 (34-10), vs. Alabama State 12/17/25
Largest Halftime Lead	40 (59-19), vs. Alabama State 12/17/25
Largest Halftime Lead Blown	2 (33-31) at Texas Tech 11/20/25
Largest Halftime Deficit	26 (22-48) at Oklahoma 1/4/26
Largest Halftime Deficit Overcome To Win	7 (19-26) vs Davidson 11/9/25
Largest 1st Half Lead	40 (59-19), vs Alabama State 12/17/25
Largest 1st Half Lead Blown	15 (31-16, 1Q) at. Texas Tech 11/20/25
Largest 1st Half Deficit	26 (22-48) at Oklahoma 1/4/26
Largest 1st Half Deficit Overcome To Win	7 (19-26) vs Davidson, 11/9/25
Largest Lead After Third Quarter	50 (83-33), vs. Alabama State 12/17/25
Largest 2nd Half Lead	64 (107-43), vs. Mississippi Valley State 11/9/25
Largest 2nd Half Lead Blown	5 (43-38) at Texas Tech 11/20/25
Largest 2nd Half Deficit	53 (40-93) at Oklahoma 1/4/26
Largest 2nd Half Deficit Overcome To Win	6 (42-48) vs Kentucky 1/18/26
Largest Overall Lead	64 (107-43), vs. Mississippi Valley State 11/9/25
Largest Overall Lead Blown	15 (31-16, 1Q) at. Texas Tech 11/20/25
Largest Overall Deficit	53 (40-93) at Oklahoma 1/4/26
Largest Overall Deficit Overcome To Win	7 (19-26), vs Davidson 11/3/25
Largest Margin of Victory	64 (107-43), vs. Mississippi Valley State 11/9/25

HOME/ROAD/NEUTRAL SPLITS

Field Goal% / Opp. Field Goal% At Home	48.9 (450-921) / 36.1 (309-855)
Field Goal% / Opp. Field Goal% On The Road	39.8 (148-372) / 42.1 (164-390)
Field Goal% / Opp. Field Goal% At Neutral Site	44.3 (47-106) / 35.0 (35-100)
Three-Point Field Goal% / Opp. Three-Point Field Goal% At Home	36.4 (86-236) / 30.0 (97-323)
Three-Point Field Goal% / Opp. Three-Point Field Goal% On The Road	27.0 (30-111) / 28.2 (33-117)
Three-Point Field Goal% / Opp. Three-Point Field Goal% At Neutral Site	33.3 (13-39) / 31.7 (13-41)
Free Throw% / Opp Free Throw% At Home	73.5 (205-279) / 67.2 (125-186)
Free Throw% / Opp Free Throw% On The Road	75.2 (91-121) / 73.4 (80-109)
Free Throw% / Opp Free Throw% At Neutral Site	67.5 (27-40) / 57.7 (15-26)
Scoring Average / Opp. Scoring Average At Home	85.1 / 60.0
Scoring Average / Opp. Scoring Average On The Road	69.5 / 73.5
Scoring Average / Opp. Scoring Average At Neutral Site	67 / 49

ATTENDANCE

	GAMES	RECORD	TOTAL	AVERAGE	HIGHEST
Home	14	12-2	54,455	3,890	6,549
Away	5	1-4	27,489	4,582	10,418
Neutral	2	2-0	1,990	663.3	750

MISSISSIPPI STATE QUARTER BREAKDOWN

Most 1st Quarter Points	34, vs Alabama State 12/18/25
Most 2nd Quarter Points	32, vs. Georgia State 11/7/25
Most 3rd Quarter Points	38, vs. Samford 12/28/25
Most 4th Quarter Points	31, vs. Mississippi Valley State 11/9/25
Most Overtime Points	

Fewest 1st Quarter Points	8, at Oklahoma, 1/4/26
Fewest 2nd Quarter Points	2, at. Texas Tech, 11/20/25
Fewest 3rd Quarter Points	12, at Texas Tech, 11/20/25
Fewest 4th Quarter Points	9, vs Alcorn State, 11/24/25
Fewest Overtime Points	

OPPONENTS QUARTER BREAKDOWN

Most 1st Quarter Points	26, vs. Tennessee, 1/8/26
Most 2nd Quarter Points	29, at Ole Miss, 1/11/26
Most 3rd Quarter Points	30, vs Vanderbilt, 1/15/26
Most 4th Quarter Points	29, at Alabama, 1/25/26
Most Overtime Points	

Fewest 1st Quarter Points	4, vs. Alcorn State, 11/24/25
Fewest 2nd Quarter Points	6, vs. Pitt, 12/4/25
Fewest 3rd Quarter Points	9, at La Salle, 12/20/25
Fewest 4th Quarter Points	8 (2x) Last: at La Salle, 12/20/25
Fewest Overtime Points	

HALF BREAKDOWN

Most Mississippi State Half Points	61 (38, 23 2H), vs. Samford, 12/28/25
Most Mississippi State 1st Half Points	59 (34, 25), vs. Alabama State, 12/17/25
Most Mississippi State 2nd Half Points	61 (38, 23), vs. Samford, 12/28/25

Fewest Mississippi State Half Points	22 (8, 14, 1H), at Oklahoma, 1/4/26
Fewest Mississippi State 1st Half Points	22 (8, 14), at Oklahoma, 1/4/26
Fewest Mississippi State 2nd Half Points	25 (13, 12), at Oklahoma, 1/4/26

Most Opponent Half Points	50 (2x) Last (21, 29, 2H), at Alabama, 1/27/26
Most Opponent 1st Half Points	50 (21, 29), at Ole Miss, 1/11/26
Most Opponent 2nd Half Points	50 (21, 29), at Alabama, 1/27/26

Fewest Opponent Half Points	14 (2x) Last (8, 6, 1H), vs. Pitt, 12/4/25
Fewest Opponent 1st Half Points	14 (2x) Last (8, 6), vs. Pitt, 12/4/25
Fewest Opponent 2nd Half Points	17 (9, 8), at La Salle, 12/20/25

MISSISSIPPI STATE OFFENSIVE PRODUCTION (FIELD-GOAL PERCENTAGE)

10 FG%	
20 FG% (1, 0-1)	20.0, at Oklahoma, 1/4/26
30 FG% (2, 1-1)	Last: 35.1, vs. Alcorn State, 11/24/25
40 FG% (12, 8-4)	Last: 48.2, at Tennessee, 1/29/26
50 FG% (7, 7-0)	Last: 58.9, vs. Samford, 12/28/25
Best FG%	58.9, vs Samford, 12/28/25
Lowest FG%	20.0, at Oklahoma, 1/4/26

MISSISSIPPI STATE DEFENSIVE PRODUCTION (OPPONENT FIELD-GOAL PERCENTAGE)

10 FG%	
20 FG% (2, 2-0)	24.2, at La Salle, 12/20/25
30 FG% (14, 13-1)	Last: 31.9, at Tennessee, 1/29/26
40 FG% (2, 1-1)	Last: 49.4, at Oklahoma, 1/4/26
50 FG% (4, 0-4)	Last: 52.0, at Alabama, 1/25/26
Best FG%	56.3, vs. Ole Miss, 1/13/26
Lowest FG%	22.0 vs Pitt, 12/4/25

SPECIALTY SCORING STATISTICS

[illegible]

A MISSISSIPPI STATE TEAM

Won 30 Consecutive Games	32, 11/10/17-3/3/18
Won 10 Consecutive Games	10, 11/24/25 - 1/1/26
Won 10 Consecutive Home Games.....	11, 11/3/25 - 1/1/26
Won 10 Consecutive Road Games.....	14, 12/20/18-1/9/20
Lost Five Consecutive Games	5, 2/11/24-2/29/24
Defeated An AP No. 1 Team.....	vs. No. 1 UConn 66-64, 3/31/17
Defeated An AP Top-10 Team	vs. No. 7 Kentucky, 71-59, 1/18/26
Defeated An AP Top-10 Team At Home	vs. No. 7 Kentucky, 71-59, 1/18/26
Defeated An AP Top-25 Team	at No. 15 Tennessee 77-62, 1/29/26
Defeated An AP Top-25 Team On The Road	at No. 15 Tennessee 77-62, 1/29/26
Overcame A 10-Point Deficit To Win	14, vs. Missouri, 3/5/25
Overcame A 10-Point Halftime Deficit To Win	11, at Auburn, 2/21/20
Overcame A Five-Point Deficit In Fourth Quarter To Win	6, vs Belmont, 12/14/24
Won An Overtime Game	at Vanderbilt, 85-77 (20T), 2/13/25
Lost An Overtime Game.....	at Ole Miss, 71-75 (0T), 2/18/24
Won A Double Overtime Game.....	at Vanderbilt, 85-77 (20T), 2/13/25
Lost A Double Overtime Game	at Kentucky, 90-92 (20T), 2/12/15
Scored 100+ Points	112, vs Samford, 12/28/25
Scored 100+ Points In Three-Straight Games	4, 11/15/18-11/24/18
Scored 100+ Points At Home.....	112, vs Samford, 12/28/25
Scored 100+ Points On The Road	102, at Chicago State, 12/8/24
Scored 100+ Points At Neutral Site	102, vs. Tulsa, 11/26/23
Scored 90+ Points	112, vs Samford, 12/28/25
Scored 90+ Points On The Road	102, at Chicago State, 12/8/24
Two Players Score 30+ Points.....	McCowan (35) and Vivians (30), vs. Oregon, 12/13/17
Three Players Score 20+ Points	Nwaedozi (30), Lampley (24) and Francis (23), vs Samford, 12/28/25
Two Players Score 20+ Points.....	Francis (22) and Richardson (20), vs Tennessee, 1/8/26
Made 50 Field Goals	53, vs. Judson College, 2/24/86
Made 40 Field Goals	43, vs Samford, 12/28/25
Attempted 80+ Field Goals	87, vs. McNeese State, 12/1/21
Attempted 90+ Field Goals	90 at Vanderbilt, 2/13/25
Attempted 100+ Field Goals.....	104, vs. Montevallo 11/19/79
Shot 60% from the field	62.3, vs. Auburn, 1/23/25
Shot 55% from the field	58.9, vs Samford, 12/28/25
Made 10+ Three-Point Field Goals	10, vs Georgia State, 11/7/25
Made 15 Three-Point Field Goals	18, vs. Troy, 12/14/20
Attempted 30+ Three-Point Field Goals.....	31, at LSU, 2/2/25
Shot 55% From Three	55.0 (11-20), vs. Missouri, 3/3/24
Shot 60% From Three	62.5 (5-8), at Ole Miss, 3/1/20
Shot 65% From Three	68.8 (11-16), vs. Old Dominion 12/19/22
Made 25+ Free Throws	25, vs. Mississippi Valley State, 11/9/25
Made 30+ Free Throws	33, vs. Louisiana Tech, 12/11/14
Attempted 30+ Free Throws	31, vs. Mississippi Valley State, 11/9/25
Attempted 45+ Free Throws	46, vs. Louisiana Tech, 12/11/14
Shot 90% From Free Throw Line (Min. 10 Made)	95.2 (20-21), vs. Chattanooga, 11/17/24
Had 65+ Rebounds	65, at Vanderbilt, 2/13/25
Had 70+ Rebounds	70, vs. Alcorn State, 11/6/23
Had 75+ Rebounds	78, vs. Judson College, 2/24/86
Had 25+ Assists	25, vs Samford, 12/28/25
Had 35+ Assists	37, vs. Memphis, 1/3/80
Had 10+ Blocked Shots	11, vs. Mississippi Valley State, 11/9/25
Had 15+ Steals.....	16, vs. South Carolina State, 12/29/24
Had 20+ Steals.....	20, vs. Mississippi Valley State, 11/24/15
Had 30+ Steals.....	30, vs. New Orleans, 11/17/13

AN OPPONENT

Scored 35 Points Or Less	35, vs. Jacksonville, 11/24/24
Scored 30 Points Or Less	29, vs. Alabama State, 11/13/24
Shot 60% From The Field.....	61.0%, vs. Florida, 2/11/24
Shot 55% From The Field.....	56.3%, at Ole Miss, 1/11/26
Shot Below 20% From The Field.....	18.9%, vs. Jacksonville, 11/24/24
Made 10 Or Less Field Goals	10, vs. Jacksonville, 11/24/24

A MISSISSIPPI STATE PLAYER

Scored 30 Points	30, Favour Nwaedozi vs Samford, 12/28/25
Scored 40 Points	40, Jerkaila Jordan at Missouri, 1/27/25
Scored 45 Points	47, Tan White vs. Vanderbilt (20T), 2/3/05
Scored In Double Figures In 100-Straight Games	125, LaToya Thomas, 11/19/99-3/24/03
Scored In Double Figures In 10-Straight Games	17, Anastasia Hayes, 12/1/21-2/3/22
Scored 30 Points In Two-Straight Games.....	Tan White, vs. Arkansas, 3/3/05, vs. Auburn, 2/27/05
Scored 20 Points In Five-Straight Games	5, Jerkaila Jordan, 11/29/24-12/17/24
Scored 20 Points In 10-Straight Games	12, LaToya Thomas, 2/1/01-3/20/01
Had All Five Starters In Double Figures	vs. Tulsa, 11/26/23
Had Six Players Score In Double Figures	6, vs Charlotte 12/7/25
Had Five Players Score In Double Figures In Two-Straight Games	2, vs Alabama State, 12/17 and at La Salle, 12/20/25
Made 15 Field Goals	18, Rickea Jackson vs. McNeese State, 12/1/21
Made 20 Field Goals	20, LaToya Thomas vs. Tulsa, 11/17/02
Made 10 Three-Point Field Goals	10, Lauren Park-Lane at Colorado State, 12/20/23
Made 10 Free Throws.....	10, Madison Francis vs Tennessee, 1/8/26
Made 15 Free Throws.....	18, Jennifer Fambrough vs. Northwestern State, 12/19/98
Had 15 Rebounds	16, Favour Nwaedozi at La Salle, 12/20/25
Had 20 Rebounds	23, Favour Nwaedozi vs Southern Miss, 12/14/25
Had 25 Rebounds	25, Teaira McCowan vs. Louisville, 3/30/18
Had 15 Rebounds In Consecutive Games.....	Favour Nwaedozi, 11/9/25 - 11/13/25
Had 10 Rebounds In Five-Straight Games.....	5, Chandler Prater, 12/7/25 - 12/28/25
Had Four Players Record 10 Rebounds	Francis, Lampley, Nwaedozi, Prater, vs. Samford, 12/28/25
Had 10 Offensive Rebounds	11, Jessika Carter vs. Jackson State, 12/14/23
Had 10 Defensive Rebounds.....	10, Favour Nwaedozi at La Salle, 12/20/25
Had 15 Defensive Rebounds.....	15, Madina Okot at Vanderbilt, 2/13/25
Had 10 Assists	10, Destiney McPhaul, vs Samford, 12/28/25
Had 15 Assists	17, Polly Branch vs. Bryan, 2/1/86
Blocked Five Shots	6, Madison Francis, vs Kentucky, 1/18/26
Blocked 10 Shots	10, Martha Alwal vs. Jacksonville State, 11/11/11
Had Six Steals.....	7, Madison Francis, at Alabama, 1/25/26
Had Seven Steals	7, Madison Francis, at Alabama, 1/25/26
Had 20 Points And 10 Assists.....	Lauren Park-Lane, 20 points and 10 assists vs. Miami (Fla.), 11/29/23
Had 20 Points And 15 Rebounds.....	Favour Nwaedozi, 21 points and 23 rebounds vs Southern Miss, 12/14/25
Had 20 Points And 20 Rebounds.....	Favour Nwaedozi, 21 points and 23 rebounds vs Southern Miss, 12/14/25
Had A Double-Double In Three-Straight Games.....	5, Chandler Prater, 12/7/25 - 12/28/25
Had A Double-Double In Five-Straight Games	5, Chandler Prater, 12/7/25 - 12/28/25
Had 2+ Players Record A Double-Double	Francis, Lampley, Nwaedozi, Prater, vs. Samford, 12/28/25
Had 3+ Players Record A Double-Double	Francis, Lampley, Nwaedozi, Prater, vs. Samford, 12/28/25
Had 4+ Players Record A Double-Double	Francis, Lampley, Nwaedozi, Prater, vs. Samford, 12/28/25
Had 10 Double-Doubles In A Season.....	12, Madina Okot, 2024-25
Had A Triple-Double	Darrione Rogers, 14 points, 12 rebounds, 10 assists vs. Mississippi Valley State, 12/29/23
Had 15 Points, 10 Assists and Five Steals.....	Destiney McPhaul, 16 points, 10 assists, Six steals at La Salle, 12/20/25
Had 15 Points, 10 Rebounds and Five Steals	Madina Okot, 17 points, 12 rebounds, Five steals, vs. Alabama State, 11/13/24
Had 15 Points, 10 Rebounds and Five Assists	Eniya Russell, 16 points, 10 rebounds, six assists at UMES, 12/20/24
Has 25 Points, Five Rebounds and Five Assists	Chandler Prater, 25 points, five rebounds, five assists, vs MVSU, 11/9/25

1 MISSISSIPPI STATE 66, DAVIDSON 57
Nov. 3, 2025 | Starkville, Miss. | Humphrey Coliseum | 3,462



Official Basketball Box Score - Final
Davidson at Mississippi St.
11/03/25 Humphrey Coliseum, Starkville
2025-26 Women's Basketball

Game Time: 6:32 PM
Game Duration: 2:04
Attendance: 3,462

Officials: Royce Bevin, Talisa Green, Pusani Spurlock

Davidson - 57

Record: 0-1

NO.	Name	Min	FG	3P	FT	Rebounds	Fouls	TP	AS	TO	ST	Blocks	+/-
			M-A	M-A	M-A	OR DR TOT	PF FD					BS BA	
26	Edina Strausz	C 11:29	1-2	0-0	4-6	2 0 2	1 3	6	1	2	2	0 0	0
7	Katie Donovan	G 37:50	2-5	2-2	0-0	0 5 5	4 2	6	4	3	3	0 1	-4
14	Kyra Bruyndoncx	G 20:51	2-7	0-1	0-0	0 1 1	3 1	4	0	1	1	0 1	-18
21	Charlise Dunn	G 36:38	3-13	1-5	4-4	0 4 4	3 2	11	1	2	1	0 2	-8
44	Emilie Bessell	G 09:55	0-0	0-0	2-2	0 0 0	0 2	2	0	1	0	0 0	-4
10	Ines Garcia Monje	25:07	4-9	0-2	3-4	3 3 6	4 5	11	1	3	1	0 1	-6
17	Candice Lienafa	05:34	0-0	0-0	0-0	0 0 0	0 1	0	0	0	0	0 0	-4
13	Sienna Dauer	17:13	1-2	0-0	0-0	0 3 3	1 2	2	0	1	1	1 0	-9
11	Angeliki Ziaka	16:39	2-6	1-3	0-0	0 0 0	1 0	5	1	0	1	0 2	4
3	Jasmine Timmerman	02:55	2-3	0-1	0-0	0 0 0	0 0	4	0	0	0	0 0	0
4	Elena Alvarez Castellanos	16:20	1-5	0-0	4-4	0 1 1	4 2	6	3	4	0	0 0	5
Team						3 2 5	0	0	0	0	0		
Totals			18-52	4-14	17-20	8 19 27	21 20	57	11	17	10	1 7	-9

Major Fouls: NONE

Shooting By Period		
1st FG%	5-18	27.8%
3PT%	1-6	16.7%
FT%	3-4	75%
2nd FG%	7-12	58.3%
3PT%	1-2	50.0%
FT%	2-2	100%
3rd FG%	2-9	22.2%
3PT%	0-2	0.0%
FT%	9-10	90%
4th FG%	4-13	30.8%
3PT%	2-4	50.0%
FT%	3-4	75%
GM FG%	18-52	34.6%
FT%	4-14	28.6%
FT%	17-20	85.0%

Dead Ball Rebounds: 1,0

2 MISSISSIPPI STATE 88, GEORGIA STATE 62
Nov. 7, 2025 | Starkville, Miss. | Humphrey Coliseum | 6,549



Official Basketball Box Score - Final
Georgia St. at Mississippi St.
11/07/25 Humphrey Coliseum, Starkville
2025-26 Women's Basketball

Game Time: 11:00 AM
Game Duration: 1:46
Attendance: 6,549

Officials: Maj Forsberg, Ashlee Goode, Cara Segge

Georgia St. - 62

Record: 1-1

NO.	Name	Min	FG	3P	FT	Rebounds	Fouls	TP	AS	TO	ST	Blocks	+/-
			M-A	M-A	M-A	OR DR TOT	PF FD					BS BA	
23	Ari Dyson	F 24:42	5-8	0-0	0-0	0 3 3	1 0	10	0	2	1	0 0	-4
0	Morgan Robinson-Nwagwu	G 21:45	4-9	0-1	3-5	3 2 5	3 3	11	0	2	2	0 2	-8
13	Cheyenne Holloman	G 27:23	1-7	0-2	0-0	0 4 4	3 3	2	0	0	0	0 2	-17
30	Crystal Henderson	G 30:21	6-11	3-6	4-7	0 3 3	1 4	19	5	3	2	0 0	-10
31	Kaleigh Addie	G 25:29	3-6	2-3	0-0	0 2 2	1 0	8	1	2	1	0 2	-16
5	Eghosa Obasuyi	09:20	1-3	1-2	0-0	0 1 1	0 2	3	0	0	0	0 1	-3
27	Gabbie Grooms	16:46	0-3	0-2	2-2	0 2 2	0 1	2	0	3	0	0 1	-22
8	Nari Powers	15:18	1-7	0-3	0-0	0 3 3	2 0	2	0	1	2	0 0	-22
10	Monna Julkunen	07:35	0-1	0-1	0-0	0 0 0	0 0	0	0	0	0	0 0	-16
42	Grace Lanier	11:41	0-1	0-0	0-0	0 0 0	2 0	0	0	0	1	0 0	-16
1	Savannah Robinson-Holmes	09:40	2-4	1-2	0-0	0 0 0	0 0	5	0	0	0	0 0	-2
Team						4 2 6	0	0	1				
Totals			23-60	7-22	9-14	7 22 29	13 13	62	6	14	9	0 8	-26

Major Fouls: NONE

Shooting By Period		
1st FG%	4-18	22.2%
3PT%	1-5	20.0%
FT%	1-4	25%
2nd FG%	4-14	28.6%
3PT%	0-4	0.0%
FT%	4-6	66.7%
3rd FG%	8-13	61.5%
3PT%	3-5	60.0%
FT%	2-2	100%
4th FG%	7-15	46.7%
3PT%	3-8	37.5%
FT%	2-2	100%
GM FG%	23-60	38.3%
FT%	7-22	31.8%
FT%	9-14	64.3%

Dead Ball Rebounds: 3,0

Mississippi St. - 88

Record: 1-0

NO.	Name	Min	FG	3P	FT	Rebounds	Fouls	TP	AS	TO	ST	Blocks	+/-
			M-A	M-A	M-A	OR DR TOT	PF FD					BS BA	
25	Favour Nwaedoz	F 28:52	3-10	0-0	4-7	7 3 10	3 4	10	0	1	2	0 0	5
33	Kharyssa Richardson	F 29:10	2-9	0-0	2-2	1 5 6	3 3	6	0	3	1	0 0	9
2	Destiny McPhaul	G 37:18	6-10	2-5	6-6	1 4 5	3 4	20	2	2	0	0 15	
4	Trayanna Crisp	G 22:12	0-1	0-1	3-4	0 0 0	4 3	3	0	2	0	0 0	3
5	Chandler Prater	G 21:52	3-4	1-1	1-2	0 7 7	4 1	8	2	3	3	0 0	-3
40	Madison Francis	31:09	3-8	0-1	2-4	1 3 4	3 2	8	1	3	0	6 1	11
10	Jaylah Lampley	27:10	4-9	0-1	3-6	3 3 6	0 4	11	1	2	2	1 0	10
8	Awa Fane	02:18	0-0	0-0	0-0	0 0 0	0 0	0	0	1	2	0 0	-5
Team						1 3 4	0	0	1				
Totals			21-51	3-9	21-31	14 28 42	20 21	66	6	18	10	7 1	9

Major Fouls: NONE

Shooting By Period		
1st FG%	7-16	43.8%
3PT%	1-3	33.3%
FT%	0-0	0%
2nd FG%	6-14	42.9%
3PT%	2-3	66.7%
FT%	2-3	66.7%
3rd FG%	5-13	38.5%
3PT%	0-2	0.0%
FT%	6-8	75%
4th FG%	3-8	37.5%
3PT%	0-1	0.0%
FT%	13-20	65%
GM FG%	21-51	41.2%
3PT%	3-9	33.3%
FT%	21-31	67.7%

Dead Ball Rebounds: 7,0

	DC	STATE
Biggest lead	7 (2 nd 4:43)	10 (4 th 1:23)
Best Scoring Run	8 (2 nd 9:24)	7 (2 nd 3:23)
Lead Changes	4	
Times Tied	7	
Time with Lead	07:23	28:44

Points from	DC	STATE
Turnovers	15	18
Paint	26	28
Second Chance	4	18
Fast Breaks	2	6
Bench	28	19

Period by Period Scoring	1st	2nd	3rd	4th	TOT
DC	14	17	13	13	57
STATE	15	16	16	19	66

Mississippi St. - 88

Record: 3-0

NO.	Name	Min	FG	3P	FT	Rebounds	Fouls	TP	AS	TO	ST	Blocks	+/-
			M-A	M-A	M-A	OR DR TOT	PF FD					BS BA	
25	Favour Nwaedoz	F 25:29	7-10	0-0	3-3	4 6 10	2 2	17	3	1	0	2 0	20
33	Kharyssa Richardson	F 22:55	2-6	0-0	2-4	0 3 3	2 2	6	2	1	1	1 0	20
2	Destiny McPhaul	G 28:34	6-8	3-5	0-0	0 4 4	0 1	15	3	1	2	0 0	25
4	Trayanna Crisp	G 28:59	2-6	2-5	0-0	0 3 3	1 0	6	6	0	0	0 0	13
5	Chandler Prater	G 22:10	2-7	1-2	4-4	0 4 4	0 3	9	3	4	2	2 0	25
10	Jaylah Lampley	27:36	5-8	1-1	1-1	3 4 7	1 1	12	2	0	1	0 0	20
40	Madison Francis	22:13	4-10	0-2	2-3	4 2 6	3 3	10	1	4	0	1 0	11
22	Nataliyah Gray	04:35	1-3	0-1	0-1	0 3 3	1 1	2	1	1	1	0 0	11
8	Awa Fane	13:52	4-5	3-4	0-0	0 0 0	0 2	11	0	1	0	0 0	0
23	Faith Wylder	02:36	0-1	0-0	0-0	1 0 1	1 0	0	0	0	0	0 0	-2
13	Rocio Jimenez	01:01	0-0	0-0	0-0	0 0 0	0 0	0	0	0	0	0 0	-2
Team						0 3 3	0	0	2				
Totals			33-64	10-20	12-16	12 32 44	13 13	88	21	15	7	8 0	26

Major Fouls: NONE

Shooting By Period		
1st FG%	6-20	30.0%
3PT%	1-5	20.0%
FT%	4-4	100%
2nd FG%	11-13	84.6%
3PT%	6-8	75.0%
FT%	4-6	66.7%
3rd FG%	10-17	58.8%
3PT%	3-6	50.0%
FT%	2-3	66.7%
4th FG%	6-14	42.9%
3PT%	0-1	0.0%
FT%	2-3	66.7%
GM FG%	33-64	51.6%
3PT%	10-20	50.0%
FT%	12-16	75.0%

Dead Ball Rebounds: 1,0

	GSU	STATE
Biggest lead	4 (1 st 9:01)	39 (3 rd 3:25)
Best Scoring Run	10 (3 rd 0:30)	13 (2 nd 4:19)
Lead Changes	1	
Times Tied	2	
Time with Lead	02:21	36:40

Points from	GSU	STATE
Turnovers	14	24
Paint	28	42
Second Chance	7	10
Fast Breaks	12	8
Bench	12	35

Period by Period Scoring	1st	2nd	3rd	4th	TOT
GSU	10	12	21	19	62
STATE	17	32	25	14	88

3 MISSISSIPPI STATE 104, MISSISSIPPI VALLEY 43
Nov. 9, 2025 | Starkville, Miss. | Humphrey Coliseum | 3,462



Official Basketball Box Score - Final
Mississippi Val. at Mississippi St.
11/09/25 Humphrey Coliseum, Starkville
2025-26 Women's Basketball

Game Time: 2:02 PM
Game Duration: 1:44
Attendance: 3,566

Officials: Timothy Greene, Angel Kent, Nicole Brannon

Mississippi Val. - 43

Record: 0-1

NO.	Name	Min	FG	3P	FT	Rebounds	Fouls	TP	AS	TO	ST	Blocks	+/-
			M-A	M-A	M-A	OR DR	PF FD					BS BA	
12	Ariel Jefferson	F 23:35	4-7	0-1	0-0	3 1 4	2 0	8	0	1	1	1 1	-36
12	Nairobi Lewis	C 16:45	0-3	0-0	1-2	0 2 2	2 1	1	0	3	0	1 1	-24
3	Kylah McCullers	F 17:30	4-9	2-5	0-0	0 0 0	3 1	10	1	2	2	1 1	-28
5	Jaeda Murphy	G 28:51	3-7	0-0	0-1	1 1 2	1 1	6	3	3	2	0 2	-38
7	Janiya Jones	G 24:33	2-10	2-8	0-0	2 2 2	1 0	6	0	2	2	0 0	-28
1	Poetrie Dace	20:00	0-3	0-0	0-0	3 3 3	3 0	0	0	2	3	0 1	-31
30	Keanna Coburn	14:43	1-3	0-0	0-0	2 2 4	0 4	2	0	0	0	0 1	-23
2	Sydney Marshall	19:05	2-4	0-0	2-2	0 2 2	0 3	6	2	4	0	0 0	-22
0	Taylor Crawford	12:49	2-6	0-1	0-0	1 0 1	2 0	4	1	2	0	0 0	-22
15	Aaliyah Taylor	10:19	0-4	0-3	0-0	0 0 0	1 0	0	0	1	0	0 2	-21
25	Sydney Thompson	06:53	0-3	0-2	0-0	1 1 1	4 1	0	0	1	0	0 0	-19
10	Caiside Snapp	04:57	0-1	0-0	0-0	1 1 2	0 0	0	1	0	0	0 1	-14
Team						3 1 4	0 0	0	0	0	0		
Totals			18-60	4-23	3-4	9 16 25	23 7	43	8	21	10	4 1	-64

9

MISSISSIPPI STATE 79. PITT 44

Dec. 4, 2025 | Starkville, Miss. | Humphrey Coliseum | 3,433



10

MISSISSIPPI STATE 89. CHARLOTTE 59

Dec. 7, 2025 | Starkville, Miss. | Humphrey Coliseum | 3,473



Official Basketball Box Score - Final
Pittsburgh at Mississippi St.
 12/04/25 Humphrey Coliseum, Starkville
 2025-26 Women's Basketball

Game Time: 6:02 PM
Game Duration: 1:41
Attendance: 3,433

Officials: Felicia Grinter, Teresa Stuck, Sall Esbo

Pittsburgh - 44		Record: 6-5												
NO.	Name	Min	FG M-A	FG M-A	FT M-A	Rebounds OR DR TOT	Fouls PF FD	TP	AS	TO	ST	Blocks BS BA	+/-	
13	Lauren Rust	38:15	0-5	0-0	0-0	1 3 4	0	2	3	1	2	1	30	
21	Fatima Diakhate	27:30	2-5	0-0	4-6	1 3 4	3 4 8	0	2	3	0	0	10	
1	Theresa Hagans	G 25:56	0-11	0-2	0-0	1 5 6	1 1 0	2	1	3	0	0	-16	
2	Amiya Jenkins	G 16:34	1-2	1-1	1-2	0 2 2	0 0 0	4	0	3	0	0	-25	
23	Mikayla Johnson	G 30:32	3-17	0-5	4-7	0 6 6	3 5 10	1	5	0	0	3	-42	
10	Angela Le Faou	10:50	0-2	0-0	0-0	2 0 2	1 0 0	0	0	0	0	0	-24	
5	Jayda Queeley	14:04	0-3	0-0	2-4	0 3 3	1 3 2	0	2	0	1	0	-19	
8	Carla Viegas	15:35	5-8	5-7	0-0	0 1 1	1 0 15	0	0	0	0	0	-6	
15	Megan Hollingsworth	12:57	2-3	1-1	0-0	1 0 1	0 5 0	5	0	1	0	0	-10	
44	Macie Arzner	07:47	0-3	0-1	0-0	2 2 4	0 0 0	2	0	0	0	0	7	
Team						3 5 8	0 0 0	0	0	0				
Totals			13:59	7-17	11-19	11 30 41	10 14 44	7	18	4	3	5	35	
Major Fouls: NONE														
Shooting By Period														
1st FG% 3-14 21.4%														
3PT% 1-1 100.0%														
FT% 1-2 50.0%														
2nd FG% 1-12 8.3%														
3PT% 0-1 0.0%														
FT% 4-6 66.7%														
3rd FG% 4-14 28.6%														
3PT% 1-3 33.3%														
FT% 5-9 55.6%														
4th FG% 5-19 26.3%														
3PT% 5-12 41.7%														
FT% 1-2 50.0%														
GM FG% 13-59 22.0%														
3PT% 7-17 41.2%														
FT% 11-19 57.9%														
Date of Post-Game: 9-1-11														

Mississippi St. - 79

Mississippi St - 79

NO.	Name	Min	FG		3P	FT	Rebounds	Fouls	TP	AS	TO	ST	Blocks	+/-
			M/A	P/F										
25	Favaro Nwaeozio	F 18:18	7-10	0-0	0-1	3-4	7	0	3	14	2	0	2	33
40	Madison Francis	F 29:24	4-10	0-1	2-3	3	7	10	2	2	2	2	0	35
2	Destiny McPaul	G 22:14	8-13	2-7	4-4	0	4	4	3	22	2	1	2	36
4	Trayanna Crisp	G 19:57	3-6	2-4	0-0	2	2	1	1	8	2	0	0	32
5	Chandler Prater	G 18:36	1-7	0-2	0-0	1	4	5	2	2	0	0	0	16
1	Sanjiah King	22:29	3-8	2-4	0-0	3	3	3	1	8	4	3	1	4
10	Jaylah Lampley	22:27	3-6	1-3	0-0	2	5	7	1	0	7	1	0	15
33	Khayressa Richardson	20:26	2-7	0-0	0-0	0	5	5	1	0	4	2	0	0
8	Awa Fane	13:48	2-3	0-0	0-0	0	1	1	1	4	1	0	0	-8
22	Nataliyah Gray	20:52	0-2	0-1	0-0	2	2	2	1	0	0	1	0	-1
13	Rocio Jiménez	06:55	0-1	0-0	0-0	0	1	1	2	0	0	1	0	-12
Team						2	2	4	0	0	0	0		
Totals			33-73	7-22	6-9	11	40	51	14	10	79	18	8	9

Shooting By Period

1 st FG:	8-19	42.1%
2 nd FG:	2-8	25.0%
3 rd FG:	2-3	66.7%
4 th FG:	9-17	52.9%
FT:	23	62.9%
3 rd FT:	23	66.7%
FT %:	12-21	57.1%
3 rd FT %:	2-5	40.0%
FT %:	2-3	66.7%
4 th FG:	4-16	25.0%
3 rd FT:	1-6	16.7%
FT %:	0-0	0%
GM FG %:	33-73	45.2%
3 rd FT %:	7-22	31.8%
FT %:	6-9	66.7%

Major Fouls: NONE

	PITT	STATE
Biggest lead	3 (1 st 9:02)	49 (4 th 5:49)
Best Scoring Run	16 (4 th 2:01)	13 (1 st 0:32)
Lead Changes		1
Times Tied	0	
Time with Lead	01:18	38:26

Points from	PITT	STATE
	6	23
Turnovers	10	44
Paint	10	23
Second Chance	13	13
Fast Breaks	0	14
Bench	22	23

	Period by Period Scoring				
	1st	2nd	3rd	4th	TOT
PITT	8	6	14	16	44
STATE	20	22	28	9	79

Dead Ball Rebounds: 1 0

11

MISSISSIPPI STATE 87, SOUTHERN MISS 64

Dec. 15, 2025 | Starkville, Miss. | Humphrey Coliseum | 3,833



Official Basketball Box Score - Final
Southern Miss. at Mississippi St.
 12/14/25 Humphrey Coliseum, Starkville
 2025-26 Women's Basketball

Game Time: 2:02 PM
Game Duration: 1:50
Attendance: 3 833

Officials: Fatou Cissoko-Stephens, Molly Caldwell, Brandon Enterline

Southern Miss. - 64

Record: 7-4

NO.	Name	FG	M-A	FG	M-A	FT	OR	DR	TR	PF	FD	TP	AS	TO	ST	Blocks	+/-	
22	Sakya White	F	22/24	0-4	0-0	2-2	5	7	3	3	2	1	0	2	0	1	-17	
3	Jakayla Johnson	G	24/06	0-6	0-1	3-4	0	1	1	1	2	3	1	2	1	0	-20	
8	Meloney Thames	G	28/40	2-11	1-7	0-0	4	2	6	0	3	5	4	2	0	1	-28	
21	Carly Keats	G	31/30	3-11	3-8	0-0	0	0	0	1	0	9	4	3	0	0	-10	
23	Hayleigh Breland	G	32/05	10-17	3-7	1-2	0	3	3	1	3	24	3	2	0	0	-19	
35	Whitney Hart		07/44	0-1	0-0	0-0	0	0	0	2	0	0	0	0	0	1	-11	
6	Brikayla Gray	B	16/14	0-2	0-1	0-0	2	2	1	1	1	0	0	0	0	0	-15	
12	Morgan Sieper	B	16/26	5-6	5-6	0-0	1	1	1	3	0	15	0	1	0	0	4	
32	Timya Thurman		09/11	2-3	0-0	0-0	3	2	5	3	4	0	1	0	1	0	1	
20	Je'Mya Evans		04/47	1-2	0-0	0-0	0	0	0	2	1	2	0	0	1	0	3	
2	Ramiah Auguson		05/17	0-2	0-1	0-2	1	0	1	0	1	0	0	0	0	0	-7	
10	Miriam Prince		01/36	0-0	0-0	0-0	0	0	0	0	0	0	0	0	0	0	4	
Team							1	3	4	0	0	1						
Totals		23/65 12-31 6-10					11	19	30	17	14	64	13	12	4	1	4	-23

Shooting By Period

1st FG%

3-14 21.4%

3^{PT}%

2-8 25.0%

FT%

2-2 100%

2nd FG%

7-14 50.0%

3^{PT}%

2-6 33.3%

FT%

2-3 66.7%

3rd FG%

5-17 29.4%

3^{PT}%

4-10 40.0%

FT%

0-0 0.0%

4th FG%

8-20 40.0%

3^{PT}%

4-7 57.1%

FT%

2-5 40%

GM FG%

23/65 35.4%

3^{PT}%

12-31 38.7%

FT%

6-10 60.0%

Major Fouls: NONE

Dead Ball Rebounds: 1.0

Mississippi St. - 87										Record: 10-1										Major Goals: NONE									
NO. Name		Min	FG	3P	FT	Rebounds	Fouls	TP	AS	TO	Blocks	Shooting By Period																	
			M-A	M-A	M-A	OR	DR	PF	FD		BS	BA																	
25	Favour Nwaedozio	F 32:37	10-17	0-0	1-1	9	14	23	3	3	21	1	0	1	1	1	1st FG: 8-21 38.1%												
40	Madison Francis	F 25:26	2-11	0-0	3-4	3	2	5	2	2	7	0	1	1	0	0	3PT: 3-8 37.5%												
2	Destiny McPhaul	G 31:58	4-9	3-6	1-2	0	0	0	2	2	14	4	1	1	0	0	2nd FG: 2-3 66.7%												
4	Trayanna Crisp	G 33:27	4-10	1-5	2-4	0	3	3	1	3	12	4	3	1	0	0	FT: 2-3 66.7%												
5	Chandler Prater	G 33:58	8-11	2-2	1-1	2	8	10	3	1	18	3	3	1	0	0	3PT: 2-3 66.7%												
10	Jaylah Lampley	25:04	3-7	0-1	2-4	3	6	9	1	4	8	3	2	0	1	1	1st FG: 3-8 37.5%												
1	Sanyia King	02:37	0-0	0-0	0-0	0	0	0	0	0	0	0	0	0	0	0	3PT: 1-1 100.0%												
23	Faith Wylder	07:09	0-2	0-0	3-4	2	0	2	0	2	3	0	0	0	0	0	FT: 7-9 77.8%												
8	Awa Fane	08:01	1-3	0-0	2-2	1	0	1	2	1	4	0	0	0	0	0	4th FG: 7-13 53.8%												
22	Nataliyah Gray	02:43	0-0	0-0	0-2	0	0	0	0	1	0	0	0	0	0	0	3PT: 0-2 0.0%												
Team						1	2	0	0	0	1	5	4	1	2	3	5PT: 5-10 50.0%												
Totals			33-70	6-14	15-24	21	34	55	14	17	87	15	12	5	4	1	23	GM FG: 33-70 47.1%											
													Major Goals: NONE																
													3PT: 6-14 42.9%																

	USM	STATE	Points from	USM	STATE	Period by Period Scoring					
Biggest lead	2 (1 st 8:31)	31 (4 th 3:34)	Turnovers	5	19	USM	1st	2nd	3rd	TOT	
Best Scoring Run	7 (4 th 1:27)	15 (3 rd 6:29)	Paint	20	52		10	18	14	22	64
Lead Changes		3	Second Chance	11	22	STATE	21	19	28	19	87
Times Tied		0	Fast Breaks	8	16						
Time with Lead	01:13	37:18	Bench	21	15						



Official Basketball Box Score - Final
Alabama St. at Mississippi St.
 12/17/25 Humphrey Coliseum, Starkville
 2025-26 Women's Basketball

Game Time: 6:32 P
Game Duration: 1:
Attendance: 32

Officials: Talisa Green, Kevin Pethtel, Jeff Woot


Alabama St - 57			Record: 3-7																	
NO.	NAME	MIN	FG	3P	FT	Rebounds	Fouls	TP	AS	TO	ST	Blocks	+/-	Shooting By Period						
			M/A	M/A	M/A	OR DR TOT	PF FO					BS BA		1st FG%	2nd FG%	3rd FG%				
7	Kaia Ponder	F 19:19	1-4	0-1	0-0	1 1 2	1 0	2	1	2	1	0	-28	1st FG%	5.18	27.8%				
24	Sarniah Puckett	F 09:40	0-2	0-0	1-2	1 1 3	2 1	1	0	1	0	0	-23	FT%	0-1	0.0%				
0	Amari Franklin	G 13:29	1-4	1-2	0-0	1 1 2	1 0	3	1	3	0	0	-23	3PT%	0-1	0.0%				
2	Shamya Reid	G 34:34	4-10	0-5	4-6	1 1 2	1 3	12	2	5	0	0	-37	2nd FG%	4.12	33.3%				
23	Taylor Smith	G 09:23	1-4	0-2	0-0	0 0 0	0 0	2	0	0	0	0	-37	3PT%	1-2	50.0%				
10	Charles McClendon	12:42	2-8	0-0	0-0	3 3 6	0 0	4	0	2	0	0	-22	FT%	0-0	0.0%				
22	Cleaira Peterson	09:22	2-3	0-0	0-2	0 0 0	4 1	4	0	0	1	0	-9	3rd FG%	5.15	33.3%				
4	Kaitlyn Bryant	13:08	0-3	0-1	0-0	0 3 3	0 0	0	0	1	0	0	-31	3PT%	0-3	0.0%				
6	Ny Keria Flowers	21:27	2-6	0-0	0-2	0 2 2	1 1	1	4	2	1	0	-28	FT%	4.10	40.0%				
34	Jacqueline Osei	11:28	0-1	0-0	0-0	1 1 3	0 0	0	0	0	0	0	-19	3rd FG%	7.13	53.8%				
11	Caylee Simpson	16:59	1-2	0-0	4-4	2 2 4	2 3	6	1	5	0	0	-4	3PT%	2-4	50.0%				
1	Alanah Pooler	12:12	3-5	2-3	1-2	1 0 1	2 1	9	0	0	1	0	0	FT%	8.99	88.9%				
3	Kaylaka Walters-Norman	05:18	3-3	0-0	0-0	0 1 1	2 0	6	0	0	1	0	5	GM FG%	21.58	36.2%				
5	Meagan Scott	11:00	1-3	0-0	2-2	0 0 0	0 1	4	3	0	0	0	2	3PT%	31-34	21.4%				
														FT%	12.20	60.0%				
Team						2 5 7	0	0	0	0	0			Dead Ball Rebounds: 5.0						
Totals			21-58	3-14	12-20	13 21 34	19 11	57	9	21	4	2 8	-48							

Mississippi St. - 105			Record: 11-1										Major Fouls: 56 (17) 1-50									
NO.		Min	FG M-A	FT M-A	Rebounds OR DR TOT	Fouls PF FO	TP	AS	TO	ST	Blocks BS BA	+/-	Shooting By Period									
25	Favour Nwaedoz	F 16:47	8-9	0-0	4-5	3 3 6	0	4	20	1	0	1	0	37	1 st FG	12.25	48.0%					
40	Madison Francis	F 30:14	12-16	2-3	4-6	6 4 10	1	4	30	2	2	3	4	0	3PT%	3-6	50.0%					
2	Destiny McPhaul	G 18:27	0-1	0-0	0 1 1	1 1	0	4	1	2	0	0	0	0	FT%	7-9	77.8%					
4	Trayanna Crisp	G 22:43	3-6	2-4	0-0	0 2 2	0	0	8	7	1	0	0	40	2 nd FG	10-16	62.5%					
5	Chandler Prater	24:32	3-10	0-2	4-4	4 7 11	2 2	10	2	0	1	0	0	33	3PT%	3-4	75%					
10	Jaylah Lampsey	29:35	5-9	2-3	0-0	1 3 4	1	1	12	2	1	1	0	23	3 rd FG	9-16	56.3%					
3	Kharyssa Richardson	19:08	4-11	1-2	6-7	2 3 5	2 5	15	2	1	0	1	0	20	3PT%	1-4	25.0%					
8	Awa Fane	20:10	1-7	0-1	1-2	1 3 3	2 1	3	4	3	3	0	1	14	FT%	5-6	83.3%					
23	Faith Wylder	05:16	0-0	0-0	0-0	0 0 0	0 2	0	0	0	0	1	0	-1	4 th FG	8-21	38.1%					
22	Natalyah Gray	10:17	2-3	0-1	1-2	1 2 3	0 1	5	0	0	1	0	0	0	3PT%	1-5	20.0%					
13	Rocio Jimenez	02:51	1-5	0-0	0-0	2 2 0	0 0	2	0	0	0	0	1	-7	FT%	5-7	71.4%					
Team					1 1 2	0 0	0	0	1						GM FG%	39-78	50.0%					
Totals			39-78	7-17	20-26	22 27 49	11 19	105	24	9	13	8	2	48	3PT%	7-17	41.2%					
													Major Fouls: NONE									
													FT%			20-26	76.9%					

	ASU	STATE		Points from ASU	STATE	Period by Period Scoring					
Biggest lead	0 (1 st 10:00)	54 (4 th 7:32)	Turnovers	7	26						
Best Scoring Run	8 (4 th 2:19)	18 (2 nd 6:06)	Paint	28	62						
Lead Changes			Second Chance	10	18	ASU	10	9	14	24	57
Times Tied		0	Fast Breaks	7	13						
Time with Lead	00:00	39:48	Bench	37	37	STATE	34	25	24	22	105

Game Notes: 136 (1Q), Alabama St. 34, J. Ose Eloquent 1 •

13 MISSISSIPPI STATE 85, LA SALLE 37
Dec. 20, 2025 | Philadelphia, Pa. | John E. Glaser Arena | 490



Official Basketball Box Score - Final

Mississippi St. at La Salle

12/20/25 John E. Glaser Arena, Philadelphia

2025-26 Women's Basketball

Game Time: 12:00 PM

Game Duration: 1:45

Attendance: 490

Officials: Bryan Brunette, Kaitlyn Tortorice, Trevor Inouye

Mississippi St. - 85

Record: 12-1

NO.	Name	Min	FG M-A	3P M-A	FT M-A	Rebounds OR DR TOT	Fouls PF FD	TP	AS	TO	ST	Blocks BS BA	+/-	
25	Favour Nwaedoz	F 24:56	5-9	0-0	3-3	6 10 16	3 2	13	3	2	1	0	32	
40	Madison Francis	F 14:02	1-3	0-0	2-2	1 1 2	1 1	4	2	1	2	1	11	
2	Destiney McPhaul	G 35:14	6-12	2-4	2-2	4 6	0 1	16	10	2	6	0	42	
4	Trayanna Crisp	G 30:29	4-12	1-6	1-2	0 0 0	1 2	10	2	1	1	0	35	
5	Chandler Prater	G 28:12	5-10	0-3	0-0	2 8 10	3 1	10	2	2	2	0	23	
8	Awa Fane	08:21	2-4	2-2	0-0	0 0 0	0 0	6	0	0	0	0	14	
10	Jaylah Lampley	30:16	8-12	2-4	0-0	3 3 6	1 1	0	18	2	4	1	0	46
33	Kharyssa Richardson	18:02	2-4	0-1	1-2	0 7 7	1 2	5	1	0	0	0	19	
23	Faith Wylder	06:18	1-2	0-0	1-1	1 1 2	0 1	3	0	1	0	0	10	
22	Nataliyah Gray	04:12	0-2	0-1	0-0	0 0 0	0 0	0	1	0	0	0	8	
Team						2 1 3	0	0	0	0	0	0	0	
Totals			34-70	7-21	10-12	17 35 52	10 10	85	23	13	13	1	2 48	

Major Fouls: NONE

Shooting By Period

1st	FG%	10-18	55.6%
	3PT%	2-5	40.0%
	FT%	2-2	100%
2nd	FG%	7-15	46.7%
	3PT%	1-6	16.7%
	FT%	3-7	42.9%
3rd	FG%	7-17	41.2%
	3PT%	3-7	42.9%
	FT%	1-2	50%
4th	FG%	10-20	50.0%
	3PT%	1-3	33.3%
	FT%	4-4	100%
GM FG%	34-70	48.6%	
	3PT%	7-21	33.3%
	FT%	10-12	83.3%

Dead Ball Rebounds: 2, 0

14

MISSISSIPPI STATE 112, SAMFORD 54

Dec. 28, 2025 | Starkville, Miss. | Humphrey Coliseum | 3,588

Game Time: 2:02 PM

Game Duration: 1:42

Attendance: 3,588

NCAA

Official Basketball Box Score - Final

Samford at Mississippi St.

12/28/25 Humphrey Coliseum, Starkville

2025-26 Women's Basketball

Samford - 54

Record: 6-10

NO.	Name	Min	FG	3P	FT	Rebounds	Fouls	TP	AS	TO	ST	Blocks	+/-
			M-A	M-A	M-A	OR DR TOT	PF FD					BS BA	
10	Aubrey Blankenship	F 29:07	3-10	3-10	0-0	0 1 1	0 0	9	0	4	0	1	2 -49
12	Carla Baguda	F 17:50	0-3	0-0	0-0	0 3 3	3 0	0	0	0	0	2 2 -31	
3	Kaylee Yarbrough	G 23:05	6-15	2-8	0-0	0 3 3	1 1	14	0	2	0	0 0 -45	
11	Briana Rivera	G 22:13	3-9	3-9	0-0	0 0 0	0 0	9	0	2	0	0 0 -42	
22	Sierra Godbolt	G 16:47	1-4	1-1	0-0	0 0 0	0 1	3	3	0	0	0 1 -36	
1	Jada Knight	20:57	1-5	0-2	2-3	0 0 0	1 6	4	4	3	2	0 1 -22	
5	Frances Morris	23:11	3-7	1-3	0-0	1 1 2	2 0	7	1	0	0	0 0 -27	
33	Martha Bishop	14:27	1-3	0-1	1-2	1 4 5	4 1	3	3	1	0	0 1 -20	
20	Alyssa Tarpley	12:48	0-0	0-0	0-0	0 5 0	3 0	0	0	0	0	0 0 -16	
21	Sydney Martin	11:31	2-7	1-4	0-0	0 2 2	0 0	5	2	0	1	0 0 -2	
4	Camryn Register	02:16	0-0	0-0	0-0	0 1 1	0 0	0	0	0	0	0 0 0	
32	Yael Maayan	02:16	0-0	0-0	0-0	0 0 0	0 0	0	0	0	0	0 0 0	
Team						4 1 5	0	0	0	0	0	0 0 0	
Totals			20-65	11-40	3-5	6 16 22	15 9	54	13	12	3	3 9 -58	

Major Fouls: NONE

Shooting By Period

1st	FG%	5-15	33.3%
	3PT%	0-7	0.0%
	FT%	2-3	66.7%
2nd	FG%	5-17	29.4%
	3PT%	4-12	33.3%
	FT%	0-0	0%
3rd	FG%	5-17	29.4%
	3PT%	4-10	40.0%
	FT%	1-2	50%
4th	FG%	5-16	31.3%
	3PT%	3-11	27.3%
	FT%	0-0	0%
GM FG%	20-65	30.8%	
	3PT%	11-40	27.5%
	FT%	3-5	60.0%

Dead Ball Rebounds: 2, 0

La Salle - 37

Record: 8-4

NO.	Name	Min	FG	3P	FT	Rebounds	Fouls	TP	AS	TO	ST	Blocks	+/-
			M-A	M-A	M-A	OR DR TOT	PF FD					BS BA	
20	Anna Przyszlak	F 16:00	1-1	0-0	0-0	2 1 3	1 0	2	1	1	0	0 0	-23
24	Kiera Williams	F 13:22	0-4	0-1	0-0	0 1 1	2 0	0	0	0	0	1 0	-10
0	Aryss Macktoon	G 24:26	4-18	1-3	0-0	2 2 4	1 2	9	0	3	3	0 0	-27
13	Joan Quinn	G 24:48	1-8	0-3	0-0	0 3 3	2 1	2	3	3	1	0 0	-33
15	Ashleigh Connor	G 21:06	3-10	1-2	3-5	2 2 4	0 4	10	1	4	1	0 0	-22
3	Lauren Patnode	19:29	2-8	1-5	0-0	0 2 2	1 1	5	2	1	1	0 0	-17
10	Ivona Miljanic	14:46	1-2	1-2	0-0	0 1 1	0 1	3	0	0	0	0 0	-11
7	Amiya Moses	22:27	2-4	0-0	0-0	3 0 3	1 0	4	1	3	0	0 0	-31
11	Sania Jenkins	15:39	0-4	0-2	0-0	0 0 0	0 0	0	0	1	1	2 2	-21
6	Jana Mbambo Njoya	08:42	1-2	0-0	0-0	0 0 0	1 0	2	0	0	0	0 0	-11
22	Yar Manyel	11:12	0-0	0-0	0-0	1 2 3	1 0	0	0	2	0	0 0	-17
33	Ava Hoy	08:04	0-1	0-1	0-0	0 2 2	1 0	0	0	1	0	0 0	-17
Team						2 3 5	0 0	0 3					
Totals			15-62	4-20	3-5	12 19 31	10 10	37	8	22	8	2 1	-48

Major Fouls: NONE

Shooting By Period			
1 st FG%	4-18	22.2%	
3PT%	2-7	28.6%	
FT%	2-2	100%	
2 nd FG%	3-13	23.1%	
3PT%	1-4	25.0%	
FT%	1-2	50%	
3 rd FG%	4-17	23.5%	
3PT%	1-4	25.0%	
FT%	0-1	0%	
4 th FG%	4-14	28.6%	
3PT%	0-5	0.0%	
FT%	0-0	0%	
GM FG%	15-62	24.2%	
3PT%	4-20	20.0%	
FT%	3-5	60.0%	

Dead Ball Rebounds: 2, 0

	MSS	LAS
Biggest lead	50 (4 th 0:50)	3 (1 st 9:37)
Best Scoring Run	13 (2 nd 5:40)	7 (2 nd 1:37)
Lead Changes	1	9
Times Tied	0	0
Time with Lead	38:45	00:52

Points from Turnovers	MSS	LAS
Paint	46	22
Second Chance	16	9
Fast Breaks	21	3
Bench	32	14

Period by Period Scoring	1st	2nd	3rd	4th	TOT
MSS	24	18	18	25	85
LAS	12	8	9	8	37

Mississippi St. - 112

Record: 13-1

NO.	Name	Min	FG M-A	3P M-A	FT M-A	Rebounds OR DR TOT	Fouls PF FD	TP	AS	TO	ST	Blocks BS BA	+/-
10	Jaylah Lampley	F 27:23	10-12	3-3	1-2	4 6 10	0 1	24	2	1	2	1 1	49
25	Favour Nwaedoz	F 25:46	12-18	0-1	6-8	5 5 10	0 4	30	2	0	1	0 1	53
40	Madison Francis	F 25:38	10-14	1-3	2-3	6 5 11	0 2	23	1	1	4	0 0	55
2	Destiney McPhaul	G 22:28	2-4	1-3	3-3	0 2 2	3 2	8	10	0	1	0 0	47
5	Chandler Prater	G 31:00	4-8	2-3	0-0	2 8 10	2 1	10	6	2	3	1 1	57
1	Saniyah King	24:25	0-4	0-1	0-0	0 3 3	2 0	0	4	1	0	0 0	18
33	Kharyssa Richardson	21:16	2-8	0-0	5-6	0 0 0	2 4	9	0	1	0	2 0	9
8	Awa Fane	12:19	2-4	1-3	1-1	0 1 1	0 1	6	0	0	0	0 0	1
23	Faith Wylder	07:29	1-1	0-0	0-0	1 3 4	0 0	2	0	0	0	0 0	1
13	Rocio Jiménez	02:16	0-0	0-0	0-0	0 1 1	0 0	0	0	1	0	1 0	0
Team						0 4 4	0	0	0	0	0	0	0
Totals			43-73			8-17	18-23	18 38 56	9 15	112	25	7 8 9 3	58

Major Fouls: NONE

Shooting By Period

1st	FG%	10-18	55.6%
3PT%	1-2	50.0%	
FT%	4-6	66.7%	
2nd	FG%	12-20	60.0%
3PT%	1-3	33.3%	
FT%	1-2	50%	
3rd	FG%	12-16	75.0%
3PT%	5-7	71.4%	
FT%	9-9	100%	
4th	FG%	9-19	47.4%
3PT%	1-5	20.0%	
FT%	4-6	66.7%	
GM FG%	43-73	58.9%	
3PT%	6-17	47.1%	
FT%	18-23	78.3%	


Dead Ball Rebounds: 1, 1

	SAM	STATE
Biggest lead	0 (1 st 10:00)	60 (4 th 4:43)
Best Scoring Run	5 (4 th 1:52)	14 (3 rd 4:32)
Lead Changes	0	0
Times Tied	0	0
Time with Lead	00:00	39:49

Points from	SAM	STATE
Turnovers	8	19
Paint	14	64
Second Chance	6	28
Fast Breaks	5	16
Bench	19	17

Period by Period Scoring	1st	2nd	3rd	4th	TOT
SAM	12	14	15	13	54
STATE	25	26	38	23	112

15 MISSISSIPPI STATE 75, AUBURN 53
Jan. 1, 2026 | Starkville, Miss. | Humphrey Coliseum | 3,710



Official Basketball Box Score - Final

Auburn at Mississippi St.

01/01/26 Humphrey Coliseum, Starkville

2025-26 Women's Basketball

Game Time: 6:32 PM

Game Duration: 1:51

Attendance: 3,710

Officials: Angelica Sufren, Kristen Bell, Travis Jones

Auburn - 53

Record: 11-4 (0-1)

NO.	Name	Min	FG M-A	3P M-A	FT M-A	Rebounds OR DR TOT	Fouls PF FD	TP	AS	TO	ST	Blocks BS BA	+/-
6	Khady Leye	F 20:25	2-4	0-0	1-1	1 2 3	3 1	5	0	0	0	0 0	-13
2	Ja'Mia Harris	G 30:46	2-7	1-5	2-3	0 2 2	3 2	7	2	2	1	0 0	-11
3	Harissou Coulibaly	G 30:05	7-16	0-0	0-0	0 1 1	1 1	14	0	2	2	0 0	-18
4	Kaitlyn Duhon	G 34:32	3-7	0-0	4-8	2 2 4	3 5	10	1	4	7	1 0	-17
7	A'ylee Jackson	G 17:22	1-4	0-2	3-4	1 1 2	1 1	5	1	1	1	0 0	-3
1	Mya Petticord	23:43	2-8	1-6	0-0	0 0 0	3 0	5	2	2	1	0 0	-19
35	Quarinn Montague	25:33	2-4	0-1	3-4	2 5 7	2 3	7	1	1	2	3 0	-14
10	Sania Richardson	09:49	0-4	0-1	0-0	0 0 0	0 0	0	0	1	0	0 0	-9
11	Syriah Daniels	07:45	0-0	0-0	0-0	0 0 0	1 0	0	1	0	0	0 0	-6
Team						1 4 5	0	0	1				
Totals			19-54	2-15	13-20	7 17 24	17 13	53	8	14	14	4 0	-22


Major Fouls: NONE

Shooting By Period

1st	FG%	3-11	27.3%
	3PT%	0-4	0.0%
	FT%	1-5	20%
2nd	FG%	6-13	46.2%
	3PT%	0-3	0.0%
	FT%	4-6	66.7%
3rd	FG%	4-16	25.0%
	3PT%	1-4	25.0%
	FT%	7-7	100%
4th	FG%	6-14	42.9%
	3PT%	1-4	25.0%
	FT%	1-2	50%
GM	FG%	19-54	35.2%
	3PT%	2-15	13.3%
	FT%	13-20	65.0%

Dead Ball Rebounds: 4, 0

16 MISSISSIPPI STATE 47, #5 OKLAHOMA 95
Jan. 4, 2026 | Norman, Okla. | Lloyd Noble Center | 5,504



Official Basketball Box Score - Final

Mississippi St. at Oklahoma

01/04/26 Lloyd Noble Center, Norman

2025-26 Women's Basketball

Game Time: 2:00 PM

Game Duration: 1:49

Attendance: 5,504

Officials: Joe Vaszty, Demoya Pugh, Tim Daley

Mississippi St. - 47

Record: 14-2 (1-1)

NO.	Name	Min	FG	3P	FT	Rebounds	Fouls	TP	AS	TO	ST	Blocks	+/-	
			M-A	M-A	M-A	OR DR TOT	PF FD					BS BA		
25	Favour Nwaedoz	F 32:30	1-11	0-4	2-2	2 5 7	3 1	4	2	2	2	0 0	-41	
40	Madison Francis	F 19:59	1-9	0-4	1-2	3 4 7	5 1	3	0	0	0	3 1	-33	
2	Destiny McPhaul	G 30:52	3-12	0-4	2-2	3 1 4	1 1	1	1	3	0	0	-27	
4	Trayanna Crisp	G 28:39	2-11	1-5	2-2	0 2 2	4 3	7	1	1	0	0	-39	
5	Chandler Prater	G 09:29	1-6	0-3	2-2	1 5 6	0 1	4	0	2	1	0	-14	
1	Saniiyah King	16:40	0-2	0-1	0-0	0 0 0	4 0	0	0	1	0	0	-30	
10	Jaylah Lampley	21:11	1-8	0-3	1-2	1 3 4	0 1	3	0	1	1	0	-29	
33	Kharaysia Richardson	25:20	3-8	0-1	7-8	3 2 5	0 5	13	0	3	1	0	-24	
8	Awa Fane	10:46	0-0	0-0	0-0	0 0 0	1 0	0	0	0	2	0	-2	
22	Nataliyah Gray	04:36	2-3	0-0	1-1	1 0 1	0 1	5	0	0	0	0	5	
Team						0 2 2	0	0	0	0	0	0		
Totals			14-70	1-25	18-21	11 26 37	18 14	47	4	14	8	4	3	-48

Major Fouls: NONE

Shooting By Period

1 st FG%	2-19	10.5%
3PT%	0-5	0.0%
FT%	4-4	100%
2 nd FG%	5-18	27.8%
3PT%	1-10	10.0%
FT%	3-4	75%
3 rd FG%	3-14	21.4%
3PT%	0-4	0.0%
FT%	7-8	87.5%
4 th FG%	4-19	21.1%
3PT%	0-6	0.0%
FT%	4-5	80%
GM FG%	14-70	20.0%
3PT%	1-25	4.0%
FT%	18-21	85.7%

PF

FT

Rebounds

1

2

3

4

21 MISSISSIPPI STATE 80, #23 ALABAMA 90
Jan. 25, 2026 | Tuscaloosa, Ala. | Coleman Coliseum | 2,791



Official Basketball Box Score - Final
Mississippi St. at Alabama
01/25/26 Coleman Coliseum, Tuscaloosa
2025-26 Women's Basketball



Game Time: 2:00 PM
Game Duration: 2:11
Attendance: 2,791

Officials: Joseph Vaszily, Roy Gulbeyan, Natasha Brown

Mississippi St. - 78

Record: 15-6 (2-5)

NO.	Name	Min	FG M-A	3P M-A	FT M-A	Rebounds OR DR TOT	Fouls PF FD	TP	AS	TO	ST	Blocks BS BA	+/-
25	Favour Nwaedozi	F 30:52	6-11	0-0	7-8	3 4 7	1 5	19	1	2	0	0 2	-9
33	Kharyssa Richardson	F 19:34	1-4	0-0	0-0	0 2 2	4 0	2	0	3	0	0 0	-8
40	Madison Francis	F 35:54	7-17	1-2	1-3	2 6 8	4 4	16	2	6	7	1 4	-9
2	Destiney McPhaul	G 31:40	2-7	0-3	4-4	1 0 1	4 3	8	5	0	0	0 0	0
4	Trayanna Crisp	G 27:14	2-7	1-6	6-6	2 1 3	2 4	11	2	2	0	0 0	-9
5	Chandler Prater	18:23	1-3	0-1	0-0	1 3 4	5 0	2	0	0	1	0 0	4
1	Saniyah King	11:58	3-4	0-0	0-0	0 0 0	0 0	6	1	1	1	0 0	-1
10	Jaylah Lampley	20:52	6-9	2-4	0-0	1 3 4	1 0	14	0	1	1	0 1	3
85	Melissa Gullett	03:33	0-0	0-0	0-0	0 0 0	0 0	0	1	0	0	0 0	-6
Team						3 2 5	0	0	0	0	0		
Totals			28-62	4-16	18-21	13 21 34	21 16	78	12	15	10	1 7	-7

Major Fouls: NONE

Shooting By Period		
1 st	FG%	5-17 29.4%
	3PT%	0-4 0.0%
	FT%	4-5 80%
2 nd	FG%	6-15 40.0%
	3PT%	1-4 25.0%
	FT%	4-4 100%
3 rd	FG%	11-15 73.3%
	3PT%	3-4 75.0%
	FT%	4-5 80%
4 th	FG%	6-15 40.0%
	3PT%	0-4 0.0%
	FT%	6-7 85.7%
GM	FG%	28-62 45.2%
	3PT%	4-16 25.0%
	FT%	18-21 85.7%

Dead Ball Rebounds: 0, 0

18 MISSISSIPPI STATE 77, #15 TENNESSEE 62
Jan. 29, 2026 | Knoxville, Tenn. | Food City Center | 10,418



Official Basketball Box Score - Final
Mississippi State at Tennessee
01/29/26 Food City Center, Knoxville, Tennessee
2025-2026 Women's Basketball



Game Time: 6:32 PM
Game Duration: 2:07
Attendance: 10,418

Officials: Tiffany Bird, Brian Garland, Kyle Bacon

Mississippi State - 77

Record: 16-6 (3-5)

NO.	Name	Min	FG M-A	3P M-A	FT M-A	Rebounds OR DR TOT	Fouls PF FD	TP	AS	TO	ST	Blocks BS BA	+/-
25	Favour Nwaedozi	F 35:02	2-11	0-0	7-8	6 8 14	3 5	11	1	2	2	0 0	16
33	Kharyssa Richardson	F 28:41	9-11	1-1	2-4	0 4 4	1 3	21	1	6	1	1 0	6
40	Madison Francis	F 34:47	5-6	1-1	1-2	2 8 10	4 1	12	3	3	1	2 0	18
2	Destiney McPhaul	G 34:22	3-8	2-5	1-2	1 5 6	3 4	9	5	5	1	0 0	22
4	Trayanna Crisp	G 32:04	4-9	3-7	4-4	0 5 5	4 7	15	1	2	3	0 0	18
5	Chandler Prater	11:58	1-3	0-0	0-0	0 2 2	2 0	2	0	0	1	0 0	-2
1	Saniyah King	07:28	0-1	0-1	0-0	0 1 1	2 0	0	0	4	0	0 0	-4
10	Jaylah Lampley	08:58	3-4	1-2	0-0	1 2 3	1 0	7	0	2	0	0 0	2
85	Melissa Gullett	06:40	0-3	0-1	0-0	0 0 0	0 0	0	0	0	1	0 1	-1
Team						2 3 5	0	0	0	0	0		
Totals			27-56	8-18	15-20	12 38 50	20 20	77	11	24	10	3 1	15

Major Fouls: NONE

Shooting By Period		
1 st	FG%	3-10 30.0%
	3PT%	1-4 25.0%
	FT%	2-2 100%
2 nd	FG%	10-19 52.6%
	3PT%	5-9 55.6%
	FT%	1-2 50%
3 rd	FG%	7-14 50.0%
	3PT%	2-4 50.0%
	FT%	8-10 80%
4 th	FG%	7-13 53.8%
	3PT%	0-1 0.0%
	FT%	4-6 66.7%
GM	FG%	27-56 48.2%
	3PT%	8-18 44.4%
	FT%	15-20 75.0%

Dead Ball Rebounds: 6, 0

Alabama - 85

Record: 18-3 (4-3)

NO.	Name	Min	FG M-A	3P M-A	FT M-A	Rebounds OR DR TOT	Fouls PF FD	TP	AS	TO	ST	Blocks BS BA	+/-
31	Naomi Jones	F 22:37	3-4	0-0	4-5	3 1 4	3 4	10	0	2	0	6 0	23
15	Ta'Mia Scott	G 15:29	1-2	1-2	1-2	0 2 2	3 1	4	2	1	2	0 0	-8
20	Diana Collins	G 35:10	5-10	3-4	2-4	1 5 6	3 2	15	5	4	0	0 0	4
22	Karly Weathers	G 39:13	5-10	3-5	0-0	0 5 5	1 0	13	6	0	5	0 0	7
23	Jessica Timmons	G 35:54	7-15	3-6	11-11	0 2 2	1 11	28	2	3	0	0 0	7
21	Essence Cody	14:49	2-2	1-1	0-0	0 2 2	1 1	5	0	2	0	0 0	-6
1	Ace Austin	24:34	3-6	2-3	2-2	1 5 6	3 2	10	2	3	2	1 0	9
32	Alancia Ramsey	12:15	0-1	0-0	0-0	1 1 2	2 0	0	2	1	1	0 1	-1
Team						0 1 1	0	0	0	0	0		
Totals			26-50	13-21	20-24	6 24 30	17 21	85	19	16	10	7 1	7

Major Fouls: Jones (TF) 1st 0:19

Shooting By Period		
1 st	FG%	5-9 55.6%
	3PT%	4-6 66.7%
	FT%	1-2 50%
2 nd	FG%	7-15 46.7%
	3PT%	3-6 50.0%
	FT%	3-3 100%
3 rd	FG%	6-13 46.2%
	3PT%	2-3 66.7%
	FT%	7-8 87.5%
4 th	FG%	8-13 61.5%
	3PT%	4-6 66.7%
	FT%	9-11 81.8%
GM	FG%	26-50 52.0%
	3PT%	13-21 61.9%
	FT%	20-24 83.3%

Dead Ball Rebounds: 1, 0

Tennessee - 62

Record: 14-4 (6-1)

NO.	Name	Min	FG M-A	3P M-A	FT M-A	Rebounds OR DR TOT	Fouls PF FD	TP	AS	TO	ST	Blocks BS BA	+/-
11	Zee Spearman	F 19:40	3-6	0-2	3-3	2 3 5	4 2	9	0	1	0	0 0	11
33	Alyssa Latham	F 22:53	1-2	0-0	2-2	0 0 0	4 2	4	0	2	2	0 1	-11
1	Niya Robertson	G 13:49	0-4	0-3	0-0	1 2 3	3 1	0	0	3	1	0 1	-9
25	Deniya Prawl	G 24:16	1-5	0-2	0-6	2 0 2	0 4	2	0	0	2	0 0	-5
55	Talaysia Cooper	G 28:44	9-24	1-5	0-0	1 3 4	4 0	19	4	6	1	0 1	-4
0	Janiyah Barker	28:21	3-10	1-2	3-4	1 5 6	1 2	10	0	0	1	1 0	-19
7	Lauren Hurst	06:31	0-0	0-0	0-0	0 0 0	0 0	0	2	0	0	0 0	-1
13	Mia Pauldo	26:07	4-9	2-5	3-5	0 1 1	3 6	13	1	2	4	0 0	-7
15	Jaida Civil	17:35	1-7	0-2	3-3	2 0 2	1 3	5	0	0	0	0 0	-9
12	Mya Pauldo	05:31	0-0	0-0	0-0	1 0 1	0 0	0	0	0	0	0 0	-9
4	Kaniya Boyd	06:33	0-0	0-0	0-0	1 0 1	0 0	0	1	1	0	0 0	-12
Team						4 2 6	0	0	0	0	0		
Totals			22-69	4-21	14-23	15 16 31	20 20	62	8	15	11	3 1	-15

Major Fouls: NONE

Shooting By Period		
1 st	FG%	6-18 33.3%
	3PT%	0-5 0.0%
	FT%	0-4 0%
2 nd	FG%	5-16 31.3%
	3PT%	1-4 25.0%
	FT%	3-6 50%
3 rd	FG%	5-18 27.8%
	3PT%	2-8 25.0%
	FT%	4-5 80%
4 th	FG%	6-17 35.3%
	3PT%	1-4 25.0%
	FT%	7-8 87.5%
GM	FG%	22-69 31.9%
	3PT%	4-21 19.0%
	FT%	14-23 60.9%

Dead Ball Rebounds: 3, 0

	MSU	ALA
Biggest lead	4 (3 rd 0:19)	9 (4 th 1:11)
Best Scoring Run	7 (3 rd 8:25)	9 (3 rd 3:42)
Lead Changes	18	
Times Tied	10	
Time with Lead	13:01	22:54

Points from	MSU	ALA
Turnovers	19	16
Paint	36	24
Second Chance	17	6
Fast Breaks	16	5
Bench	22	15

Period by Period Scoring					
	1st	2nd	3rd	4th	TOT
MSU	14	17	29	18	78
ALA	15	20	21	29	85

	STATE	TENN
Biggest lead	20 (3 rd 2:44)	5 (2 nd 9:43)
Best Scoring Run	9 (2 nd 1:03)	5 (4 th 5:32)
Lead Changes	7	
Times Tied	6	
Time with Lead	25:22	10:42

Points from	STATE	TENN
Turnovers	16	20
Paint	32	30
Second Chance	11	11
Fast Breaks	35	11
Bench	9	28

Period by Period Scoring					
	1st	2nd	3rd	4th	TOT
STATE	9	26	24	18	77
TENN	12	14	16	20	62

IN THE POLLS

ASSOCIATED PRESS POLL

Week 12 - Released on Jan. 26

RANK	SCHOOL	RECORD	POINTS
1	UConn	21-0	775 (31)
2	UCLA	19-1	740
3	South Carolina	20-2	704
4	Texas	19-2	677
5	Vanderbilt	20-1	637
6	LSU	18-2	632
7	Louisville	19-3	569
8	Iowa	18-2	559
9	Michigan	17-3	535
10	Oklahoma	16-4	448
11	Ohio State	18-3	440
12	TCU	19-2	435
13	Michigan State	18-2	410
14	Baylor	18-3	388
15	Tennessee	14-3	360
16	Maryland	17-4	288
17	Ole Miss	17-4	256
18	Kentucky	17-5	231
19	Princeton	17-1	190
20	Duke	14-6	165
21	Texas Tech	20-2	152
22	West Virginia	17-4	120
23	Georgia	18-3	106
24	Alabama	18-3	92
25	Washington	15-4	72

OTHERS RECEIVING VOTES: North Carolina 47, Rhode Island 16, Nebraska 14, Minnesota 6, NC State 5, Illinois 3, Fairfield 2, Oklahoma St. 1

USA TODAY/WBCA COACHES' POLL

Week 13 - Released on Jan. 27

RANK	SCHOOL	RECORD	POINTS
1	UConn	21-0	775 (31)
2	UCLA	19-1	738
3	South Carolina	20-2	710
4	Texas	19-2	657
5	LSU	19-2	635
6	Vanderbilt	20-1	625
7	Louisville	19-3	549
8	Iowa	18-2	546
9	Michigan	17-3	536
10	TCU	19-2	489
11	Oklahoma	16-4	434
12	Ohio State	18-3	418
13	Michigan State	18-2	407
14	Baylor	18-3	395
15	Tennessee	14-3	369
16	Maryland	17-4	321
17	Ole Miss	17-4	263
18	Kentucky	17-5	242
19	Princeton	17-1	208
20	Texas Tech	20-2	156
21	West Virginia	17-4	144
22	Alabama	18-3	121
23	North Carolina	17-5	104
24	Washington	16-4	73
25	Georgia	18-3	58

OTHERS RECEIVING VOTES: Duke 57, Iowa State 29, Oklahoma State 5, Rhode Island 4, Nebraska 3, Minnesota 3, Illinois 1

NET RANKINGS

Games Through Jan. 29

CURRENT NET RANKING - 33	
Average NET Win	189
Average NET Loss	18
vs. Top 100	4-6
QUAD 1 (2-6)	
Home	1-2
(L, 7 Vanderbilt) (W, 15 Kentucky) (L, 18 Tennessee)	
Away	1-4
(L, 12 Oklahoma) (L, 17 Ole Miss) (W, 18 Tennessee) (L, 25 Alabama) (L, 30 Texas Tech)	
Neutral	0-0
QUAD 2 (0-0)	
Home	0-0
Away	0-0
Neutral	0-0
QUAD 3 (2-0)	
Home	2-0
(W, 58 Davidson) (W, 71 Auburn)	
Away	0-0
Neutral	0-0
QUAD 4 (12-0)	
Home	9-0
(W, 149 Charlotte) (W, 176 ULM) (W, 179 Southern Miss) (W, 194 Georgia State) (W, 260 Pitt) (W, 291 Alabama State) (W, 309 Jackson State) (W, 310 Samford) (W, 353 MVSU)	
Away	1-0
(W, 184 La Salle)	
Neutral	2-0
(W, 152 MTSU) (W, 301 Alcorn)	

SEC STANDINGS (WEEK 13)

WEEKLY SCHEDULE			CONFERENCE STANDINGS												
29 (Thursday)			CONFERENCE				OVERALL					Streak	AP	Coaches	
			W-L	Pct.	H	A	W-L	Pct.	H	A	N				
*Alabama at Georgia	SEC Net	UA 68-53	South Carolina	7-1	.875	4-0	3-1	21-2	.913	12-0	7-1	2-1	W2	4-2	5-2
*Mississippi State at Tennessee	SECN+	MS 77-62		Vanderbilt	6-1	.857	3-0	3-1	20-1	.952	11-0	5-1	4-0	L1	2-1
*Texas at Florida	SECN+	TX 88-68	Tennessee	6-1	.857	3-1	3-0	14-4	.778	8-1	6-1	0-2	L1	2-3	2-3
*Texas A&M at Oklahoma	SECN+	OK 85-58		LSU	6-2	.750	3-1	3-1	20-2	.909	10-1	7-1	3-0	W6	2-2
*Arkansas at LSU	SECN+	LS 92-70	Texas	5-2	.714	3-0	2-2	20-2	.909	13-0	4-2	3-0	W2	6-2	5-2
*South Carolina at Auburn	SEC Net	SC 81-51	LSU	6-2	.750	3-1	3-1	20-2	.909	10-1	7-1	3-0	W6	2-2	2-2
30 (Friday)			Texas	5-2	.714	3-0	2-2	20-2	.909	13-0	4-2	3-0	W2	6-2	5-2
1-*Vanderbilt vs Ole Miss	SECN+	2:00 PM	Ole Miss	4-2	.667	2-0	2-2	17-4	.810	10-0	4-2	3-2	W1	2-2	2-2
1 (Sunday)			Alabama	5-3	.625	3-1	2-2	19-3	.864	15-1	2-2	2-0	W2	2-2	2-2
*Alabama at LSU	SEC Net	12:00 PM	Oklahoma	5-3	.625	3-2	2-1	17-4	.810	11-2	3-1	3-1	W3	2-4	3-4
Tennessee at Connecticut	Fox	12:00 PM	Georgia	4-4	.500	2-2	2-2	18-4	.818	10-2	4-2	4-0	L1	2-4	2-4
*Kentucky at Arkansas	SEC Net	2:00 PM	Kentucky	4-4	.500	3-1	1-3	17-5	.773	10-1	6-3	1-1	L3	3-2	3-3
*Missouri at Mississippi State	SECN+	3:00 PM	Mississippi State	3-5	.375	2-2	1-3	16-6	.727	13-2	2-4	2-0	L2	2-5	2-5
*Oklahoma at Texas	ABC	3:00 PM	Missouri	2-6	.250	2-3	0-3	14-9	.609	9-5	2-3	3-1	W1	0-5	0-5
*Florida at Vanderbilt	SEC Net	4:00 PM	Auburn	2-6	.250	2-3	0-3	13-9	.591	9-4	2-5	2-0	L3	1-5	1-5
2 (Monday)			Texas A&M	1-7	.125	0-3	1-4	8-9	.471	4-4	2-4	2-1	L5	0-5	0-5
1-*Auburn at Ole Miss	SECN+	6:00 PM	Florida	1-7	.125	1-3	0-4	13-10	.565	10-4	1-6	2-0	L2	0-5	0-5
*South Carolina at Texas A&M	ESPN2	8:00 PM	Arkansas	0-7	.000	0-3	0-4	11-11	.500	8-5	1-6	2-0	L8	0-4	0-5

All times Eastern. *SEC Game. 1-at Birmingham, AL



1

SANIYAH KING

SO. | G | 5-7 | WASHINGTON, D.C. | BISHOP IRETON HS | HOWARD *



SCAN OR [CLICK HERE](#) FOR FULL BIO/STATISTICS

SEASON HIGHS

Points	13, vs Vanderbilt, 1/15/26
Rebounds	4, (2x) Last vs Charlotte, 12/7/25
Assists	4, (2x) Last vs Samford, 12/28/25
Blocks	1, at Ole Miss, 1/11/26
Steals	2, (2x) Last vs Vanderbilt, 1/15/26
FG Made	4, vs Vanderbilt, 1/15/26
FG Attempted	8, vs Pitt, 12/4/25
3-PT FG Made	2, vs Pitt, 12/4/25
3-PT FG Attempted	4, (2x) Last vs Pitt, 12/4/25
FT Made	4, vs Vanderbilt, 1/15/26
FT Attempted	4, vs Vanderbilt, 1/15/26
Minutes	25, vs Tennessee, 1/8/26

SEC HIGHS

Points	13, vs Vanderbilt, 1/15/26
Rebounds	3, vs Vanderbilt, 1/15/26
Assists	2, (2x) Last vs Vanderbilt, 1/15/26
Blocks	1, at Ole Miss, 1/11/26
Steals	2, vs Vanderbilt, 1/15/26
FG Made	4, vs Vanderbilt, 1/15/26
FG Attempted	7, vs Vanderbilt, 1/15/26
3PT FG Made	1, vs Vanderbilt, 1/15/26
3PT FG Attempted	2, (3x) Last vs Kentucky, 1/18/26
FT Made	4, vs Vanderbilt, 1/15/26
FT Attempted	4, vs Vanderbilt, 1/15/26
Minutes	25, vs Tennessee, 1/8/26

CAREER HIGHS

Points	25, at Morgan State, 2/22/25*
Rebounds	7, vs N.C. Central, 2/8/25*
Assists	9, (2x) Last vs Delaware State, 1/4/25*
Blocks	1, (7x) Last at Ole Miss, 1/11/26
Steals	4, (2x) Last vs South Carolina State, 2/3/25*
FG Made	8, (4x) Last at Morgan State, 2/22/25*
FG Attempted	18 (2x) Last at College of Charleston, 3/24/25*
3-PT FG Made	5, at Morgan State, 2/22/25*
3-PT FG Attempted	7, at Morgan State, 2/22/25*
FT Made	7, vs N.C. Central, 2/8/25*
FT Attempted	9, vs N.C. Central, 2/8/25*
Minutes	40, at Hofstra, 12/8/24*

NOTEABLES

SOPHOMORE (2025-26)

- Scored a season-high 13 points, her first game in double figures this season, against #5 Vanderbilt with two steals (Jan. 15).
- Collected season-highs of eight points and four assists against Pitt with a pair of makes from deep (Dec. 4).
- Scored five points against Middle Tennessee State (Nov. 25).
- Made her Bulldog debut on a minutes restriction against Jackson State after rehabbing a preseason ankle injury.

FRESHMAN (2024-25) - HOWARD*

- Spent her freshman season at Howard University.
- Started in 31 of 32 games played.
- Averaged 11.5 points, 4.5 assists, 3.1 rebounds and 1.5 steals per game.
- Named MEAC Rookie of the Week 11 times throughout the season.
- Named MEAC Rookie of the Year.
- Her 145 total assists ranked second among all freshman in Division I basketball.

PERSONAL

- Attended Bishop Ireton HS.

KING'S GAME-BY-GAME STATS

DATE	OPPONENT	GS	MIN	FG-FGA	FG%	3FG-3FGA	3FG%	FT-FTA	FT%	OFF-DEF	REB	PF	AST	TO	STL	BLK	PTS
Nov. 3	DAVIDSON		DNP														
Nov. 7	GEORGIA STATE		DNP														
Nov. 9	MISSISSIPPI VALLEY STATE		DNP														
Nov. 13	JACKSON STATE	14:28	1-4	.250	0-1	.000	0-1	.000	0-2	2	1	2	0	0	0	0	2
Nov. 20	at Texas Tech	21:10	1-5	.200	1-4	.250	2-2	1.000	0-4	4	1	0	1	1	0	0	5
Nov. 24	vs Alcorn State	21:21	0-5	.000	0-3	.000	2-2	1.000	0-1	1	2	0	1	2	0	0	2
Nov. 25	vs Middle Tennessee	24:56	2-2	1.000	1-1	1.000	0-0	.000	0-2	2	0	1	2	1	0	0	5
Nov. 30	ULM	13:38	2-5	.400	0-1	.000	0-0	.000	0-1	1	1	1	1	1	0	0	4
Dec. 4	PITT	22:29	3-8	.375	2-4	.500	0-0	.000	0-3	3	3	4	3	1	0	0	8
Dec. 7	CHARLOTTE	14:52	0-3	.000	0-1	.000	0-0	.000	0-4	4	1	3	1	0	0	0	0
Dec. 14	SOUTHERN MISS	2:37	0-0	.000	0-0	.000	0-0	.000	0-0	0	0	0	1	0	0	0	0
Dec. 17	ALABAMA STATE		DNP														
Dec. 20	at La Salle		DNP														
Dec. 28	SAMFORD	24:25	0-4	.000	0-1	.000	0-0	.000	0-3	3	2	4	1	0	0	0	0
Jan. 1	AUBURN	3:01	0-1	.000	0-0	.000	0-0	.000	0-1	1	1	0	1	0	0	0	0
Jan. 4	at #8 Oklahoma	16:40	0-2	.000	0-1	.000	0-0	.000	0-0	0	4	0	1	0	0	0	0
Jan. 8	#20 TENNESSEE	25:28	1-2	.500	0-0	.000	0-0	.000	0-0	0	3	2	1	1	0	0	2
Jan. 11	at #18 Ole Miss	18:29	1-3	.333	0-2	.000	2-2	1.000	0-1	1	2	1	1	0	1	4	
Jan. 15	#5 VANDERBILT	23:00	4-7	.571	1-2	.500	4-4	1.000	0-3	3	5	2	2	2	0	0	13
Jan. 18	#7 KENTUCKY	6:22	0-2	.000	0-2	.000	0-0	.000	0-0	0	1	0	0	0	0	0	0
Jan. 25	at #23 Alabama	11:58	3-4	.750	0-0	.000	0-0	.000	0-0	0	0	1	1	1	0	0	6
Jan. 29	at #15 Tennessee	7:28	0-1	.000	0-1	.000	0-0	.000	0-1	1	2	0	4	0	0	0	0
Feb. 1	MISSOURI																
Feb. 5	at South Carolina																
Feb. 12	GEORGIA																
Feb. 16	at Arkansas																
Feb. 19	FLORIDA																
Feb. 22	at Texas																
Feb. 26	at Texas A&M																
Mar. 1	LSU																

LED TEAM IN...

Category	Number of Times	Record When
Points	-	-
Rebounds	-	-
Assists	2	2-0
Blocks	-	-
Steals	1	1-0
Minutes	-	-
3 FG Made	2	2-0
FT Made	1	0-1
Plus/Minus	1	0-1

PLAYER PRODUCTION CHART

Category	24-25*	25-26	Career
10+ Points	21	1	22
20+ Points	4	-	4
30+ Points	-	-	-
3+ 3FG Made	4	-	4
5+ FT Made	7	-	7
5+ Assists	17	-	17
10+ Assists	-	-	-
5+ Rebounds	5	-	5
10+ Rebounds	-	-	-
3+ Blocks	-	-	-
3+ Steals	5	-	5

YEAR	TEAM	GP	GS	MIN/AVG	FG-FGA	FG%	3FG-3FGA	3FG%	FT-FTA	FT%	OFF-DEF	REB	RPG	AST	APG	TO	STL	SPG	BLK	BPG	PTS	PPG	DBL	DBL
2024-25*	HU	32	31	1029/32.2	127-351	36.2	34-100	34.0	80-107	74.8	24-74	98	3.1	145	4.5	105	49	1.5	6	0.2	368	11.5	0	
2025-26	MSU	17	0	272/16.0	18-58	31.0	5-24	20.8	10-11	90.9	0-26	26	1.5	21	1.2	22	9	0.5	1	0.1	51	3.0	0	
TOTALS		49	31	1301/26.6	145-409	35.4	39-124	31.5	90-118	76.3	24-100	124	2.5	166	3.4	127	58	1.2	7	0.1	419	8.6	0	



2

DESTINEY MCPHAUL

R-SR. | G | 5-9 | PHILADELPHIA, PA. | WEST CATHOLIC HS | NORTHWEST FLORIDA STATE COLLEGE

SCAN OR [CLICK HERE](#) FOR FULL BIO/STATISTICS

SEASON HIGHS			SEC HIGHS			CAREER HIGHS		
Points	22	vs Pitt, 12/4/25	Points	19	vs. Missouri, 3/5/25	Points	22	vs Pitt, 12/4/25
Rebounds	6, (2x) Last at Tennessee, 12/28/25		Rebounds	6, (2x) Last at Tennessee, 1/29/26		Rebounds	6, (3x) Last at Tennessee, 1/29/26	
Assists	10, (2x) Last vs Samford, 12/28/25		Assists	7, at Tennessee, 1/16/25		Assists	10, at La Salle, 12/20/25	
Blocks	2, vs Georgia State, 11/7/25		Blocks	1, (4x) Last at Oklahoma, 1/4/26		Blocks	2, (2x) Last vs Georgia State, 11/7/25	
Steals	6, at La Salle, 12/20/25		Steals	3, vs Tennessee, 1/8/26		Steals	6, at La Salle, 12/20/25	
FG Made	8, vs Pitt, 12/4/25		FG Made	7, vs. Missouri, 3/5/25		FG Made	8, vs Pitt, 12/4/25	
FG Attempted	15, vs Tennessee, 1/8/26		FG Attempted	15, vs Tennessee, 1/8/26		FG Attempted	15, vs Tennessee, 1/8/26	
3-PT FG Made	3, (3x) Last vs Southern Miss, 12/15/25		3PT FG Made	4, vs. Missouri, 3/5/25		3-PT FG Made	4, (2x) Last vs Missouri, 3/5/25	
3-PT FG Attempted	7, (2x) Last vs Charlotte, 12/7/25		3PT FG Attempted	5, (4x) Last at Tennessee, 1/29/26		3-PT FG Attempted	7, (2x) Last vs Charlotte, 12/7/25	
FT Made	6, vs Davidson, 11/3/25		FT Made	5, at Tennessee, 1/16/25		FT Made	6, vs Davidson, 11/3/25	
FT Attempted	6, vs Davidson, 11/3/25		FT Attempted	6, at Tennessee, 1/16/25		FT Attempted	6, (3x) Last vs Davidson, 11/3/25	
Minutes	39, vs Tennessee, 1/8/26		Minutes	39, vs Tennessee, 1/8/26		Minutes	39, vs Tennessee, 1/8/26	

NOTEABLES

- R-SENIOR (2025-26)
- Nine points, six rebounds and five assists in win at #15 Tennessee (Jan. 29).
 - Team-leading six assists in victory against #7 Kentucky (Jan. 18).
 - 12 points, four assists and two steals at #18 Ole Miss (Jan. 11)
 - 14 points and five assists against #20 Tennessee (Jan. 8).
 - 14 points in first SEC game of the year against Auburn (Jan. 1).
 - Second consecutive game with 10 assists in non-con finale against Samford (Dec. 28)
 - First MSU double-double with 16 points and 10 assists against La Salle (Dec. 20), making her the third Bulldog to have a point assists double double in the last 10 years.
 - Knocked down three first half triples in a 14 point performance vs Southern Miss (Dec. 14).
 - Second-straight game with 15+ points after collecting 16 in the win against Charlotte (Dec. 7). Tied her season-high of three made threes.
 - Set a new career-high with 22 points in 22 minutes against Pitt in the ACC/SEC Challenge, including 61.5 percent shooting from the floor (Dec. 4)
 - Named to Emerald Coast Classic All-Tournament team with performances againsts Alcorn and MTSU.
 - Scored a then career-high 20 points in the season opener against Davidson (Nov. 3) on 60% shooting.
- PRIOR TO MSU
- Spent two seasons at NW Florida St.
 - Averaged 14.4 points, 4.2 rebounds and 4.2 assists in 32.1 minutes her sophomore year.
 - 2024 NJCAA First Team All-American
 - Redshirted her true freshman season at

MCPHAUL'S GAME-BY-GAME STATS

DATE	OPPONENT	GS	MIN	FG-FGA	FG%	3FG-3FGA	3FG%	FT-FTA	FT%	OFF-DEF	REB	PF	AST	TO	STL	BLK	PTS
Nov. 3	DAVIDSON	*	37:18	6-10	.600	2-5	.400	6-6	1.000	1-4	5	3	2	2	2	0	20
Nov. 7	GEORGIA STATE	*	28:34	6-8	.750	3-5	.600	0-0	.000	0-4	4	0	3	1	2	2	15
Nov. 9	MISSISSIPPI VALLEY STATE	*	24:55	3-6	.500	0-1	.000	3-3	1.000	0-2	2	0	3	1	2	0	9
Nov. 13	JACKSON STATE	*	25:12	4-8	.500	0-1	.000	2-4	.500	0-2	2	2	2	2	2	0	10
Nov. 20	at Texas Tech	*	32:10	4-7	.571	2-5	.400	2-2	1.000	1-3	4	0	4	1	1	1	12
Nov. 24	vs Alcorn State	*	27:36	3-7	.429	2-4	.500	1-2	.500	0-3	3	1	2	1	2	0	9
Nov. 25	vs Middle Tennessee	*	35:28	4-8	.500	1-4	.250	0-2	.000	0-3	3	3	5	4	0	0	9
Nov. 30	ULM	*	33:40	4-8	.500	1-3	.333	0-0	.000	0-0	0	2	3	2	2	0	9
Dec. 4	PITT	*	22:14	8-13	.615	2-7	.286	4-4	1.000	0-4	4	1	2	1	2	0	22
Dec. 7	CHARLOTTE	*	28:44	6-13	.462	3-7	.429	1-2	.500	0-2	2	1	3	1	2	0	16
Dec. 14	SOUTHERN MISS	*	31:58	5-9	.556	3-6	.500	1-2	.500	0-0	0	2	4	1	1	0	14
Dec. 17	ALABAMA STATE	*	18:28	0-2	.000	0-1	.000	0-0	.000	0-1	1	1	4	1	2	0	0
Dec. 20	at La Salle	*	35:14	6-12	.500	2-4	.500	2-2	1.000	2-4	6	0	10	2	6	0	16
Dec. 28	SAMFORD	*	22:28	2-4	.500	1-3	.333	3-3	1.000	0-2	2	3	10	0	1	0	8
Jan. 1	AUBURN	*	31:59	6-14	.429	2-5	.400	0-2	.000	0-0	0	1	2	3	2	0	14
Jan. 4	at #8 Oklahoma	*	30:52	3-12	.250	0-4	.000	2-2	1.000	0-3	3	1	1	3	0	1	8
Jan. 8	#20 TENNESSEE	*	38:42	6-15	.400	0-5	.000	2-3	.667	0-3	3	1	5	3	3	0	14
Jan. 11	at #18 Ole Miss	*	31:27	5-11	.455	2-4	.500	0-0	.000	0-1	1	1	4	5	2	0	12
Jan. 15	#5 VANDERBILT	*	20:32	2-6	.333	1-4	.250	0-0	.000	1-1	2	1	1	2	2	0	5
Jan. 18	#7 KENTUCKY	*	26:35	1-6	.167	0-2	.000	2-2	1.000	1-3	4	3	6	2	0	0	4
Jan. 25	at #23 Alabama	*	31:40	2-7	.286	0-3	.000	4-4	1.000	1-0	1	4	5	0	0	0	8
Jan. 29	at #15 Tennessee	*	34:22	3-8	.375	2-5	.400	1-2	.500	1-5	6	3	5	5	1	0	9
Feb. 1	MISSOURI																
Feb. 5	at South Carolina																
Feb. 12	GEORGIA																
Feb. 16	at Arkansas																
Feb. 19	FLORIDA																
Feb. 22	at Texas																
Feb. 26	at Texas A&M																
Mar. 1	LSU																

LED TEAM IN...										PLAYER PRODUCTION CHART									
Category	Number of Times	Record When	Category	24-25	25-26	Career	Category	24-25	25-26	Career	Category	24-25	25-26	Career	Category	24-25	25-26	Career	Category
Points	4	3-1	10+ Points	14	11	25	Rebounds	-	2	2	3+ 3FG Made	3	3	6	3+ Blocks	-	-	-	3+ Steals
Rebounds	-	-	20+ Points	-	-	-	5+ FT Made	3	1	4	10+ Rebounds	-	-	-	3+ Blocks	-	-	-	3+ Steals
Assists	12	9-3	30+ Points	-	-	-	5+ Assists	4	7	11	10+ Rebounds	-	-	-	3+ Blocks	-	-	-	3+ Steals
Blocks	1	1-0	5+ FT Made	3	3	6	10+ Assists	-	2	2	10+ Rebounds	-	-	-	3+ Blocks	-	-	-	3+ Steals
Steals	9	6-3	5+ Rebounds	3	3	6	5+ Assists	-	2	2	10+ Rebounds	-	-	-	3+ Blocks	-	-	-	3+ Steals
Minutes	5	3-2	10+ Rebounds	-	-	-	5+ Assists	-	2	2	10+ Rebounds	-	-	-	3+ Blocks	-	-	-	3+ Steals
3 FG Made	9	8-1	10+ Rebounds	-	-	-	5+ Assists	-	2	2	10+ Rebounds	-	-	-	3+ Blocks	-	-	-	3+ Steals
FT Made	2	2-0	10+ Rebounds	-	-	-	5+ Assists	-	2	2	10+ Rebounds	-	-	-	3+ Blocks	-	-	-	3+ Steals
Plus/Minus	5	5-0	10+ Rebounds	-	-	-	5+ Assists	-	2	2	10+ Rebounds	-	-	-	3+ Blocks	-	-	-	3+ Steals

YEAR	TEAM	GP	GS	MIN/AVG	FG-FGA	FG%	3FG-3FGA	3FG%	FT-FTA	FT%	OFF-DEF	REB	RPG	AST	APG	TO	STL	SPG	BLK	BPG	PTS	PPG	DBL	DBL
2024-25	MSU	31	1	693/22.4	85-182	46.7	25-66	37.9	55-67	82.1	17-68	85	2.7	78	2.5	66	36	1.2	6	0.2	250	8.1	0	
2025-26	MSU	22	22	650/29.5	89-194	45.9	29-88	33.0	36-47	76.6	8-50	58	2.6	86	3.9	43	37	1.7	4	0.2	243	11.0	1	
TOTALS		53	23	1343/25.3	174-376	46.3	54-154	35.1	91-114	79.8	25-118	143	2.7	164	3.1	109	73	1.4	10	0.2	493	9.3	1	



4

TRAYANNA CRISP

SR. | G | 5-8 | GOODYEAR, ARIZ. | MILLENNIUM HS | ARIZONA STATE * | NORTH CAROLINA !

SCAN OR [CLICK HERE](#) FOR FULL BIO/STATISTICS



SEASON HIGHS

Points	17, vs Auburn, 1/1/26
Rebounds	5, (2x) Last at Tennessee, 1/29/26
Assists	7, vs Alabama State, 12/17/25
Blocks	1, vs Jackson State, 11/13/25
Steals	3, (3x) Last at Tennessee, 1/29/26
FG Made	6, vs Auburn, 1/1/26
FG Attempted	12, at La Salle, 12/20/25
3-PT FG Made	4, vs Kentucky, 1/18/26
3-PT FG Attempted	7, (3x) Last at Tennessee, 1/29/26
FT Made	6, (2x) Last at Alabama, 1/25/26
FT Attempted	6, (2x) Last at Alabama, 1/25/26
Minutes	34, vs Vanderbilt, 1/16/26

SEC HIGHS

Points	17, vs Auburn, 1/1/26
Rebounds	5, (2x) Last at Tennessee, 1/29/26
Assists	7, vs Vanderbilt, 1/16/26
Blocks	
Steals	3, (2x) Last at Tennessee, 1/29/26
FG Made	6, vs Auburn, 1/1/26
FG Attempted	11, at Oklahoma, 1/4/26
3PT FG Made	4, vs Kentucky, 1/18/26
3PT FG Attempted	7, (2x) Last at Tennessee, 1/29/26
FT Made	6, at Alabama, 1/25/26
FT Attempted	6, at Alabama, 1/25/26
Minutes	34, vs Vanderbilt, 1/16/26

CAREER HIGHS

Points	23, vs Washington, 2/16/24*
Rebounds	7, vs Washington, 2/16/24*
Assists	7, vs Alabama State, 12/17/25
Blocks	1 (8x) Last vs Jackson State, 11/13/25
Steals	4, (2x) Last vs Stanford, 1/26/24!
FG Made	10, vs Washington, 2/16/24*
FG Attempted	22, vs Washington, 2/16/24*
3-PT FG Made	5, vs Indiana, 11/25/24!
3-PT FG Attempted	9, vs Indiana, 11/25/24!
FT Made	7, vs Colorado, 1/7/24*
FT Attempted	8, vs Colorado, 1/7/24*
Minutes	50, vs Washington, 2/16/24*

NOTEABLES

SENIOR (2025-26)

- 15 points, five rebounds and three assists at #15 Tennessee, including three makes from distance (Jan. 29).
- 11 points against #23 Alabama (Jan. 25).
- Season-highs of seven assists and five rebounds along with eight points against #5 Vanderbilt.
- Scored season-high 17 points in SEC debut against Auburn, 13 of which came in the second half (Jan. 1)
- Fifth game in double-figures against La Salle after scoring 10 (Dec. 20).
- Career-high seven assists against Alabama State (Dec. 17).
- Tied a then season-high of 12 against Texas Tech (Nov. 20)
- Scored a then season-high 12 points along with four rebounds, three assists and three steals against Jackson State (Nov. 13)

PRIOR TO MSU

- Spent last season at North Carolina, where she played in 28 games, making one start.
- Spent freshman and sophomore seasons at Arizona State, starting in 35 of 59 games.
- Averaged single-season bests of 12.1 points, 2.9 rebounds, 2.1 assists and 1.3 steals in 34 minutes her sophomore year at ASU.

PERSONAL

- Three-time 5A State Champion at Goodyear Millenium HS in Arizona.
- Was the No. 73 overall prospect in the 2022 class according to ESPN.

CRISP'S GAME-BY-GAME STATS

DATE	OPPONENT	GS	MIN	FG-FGA	FG%	3FG-3FGA	3FG%	FT-FTA	FT%	OFF-DEF	REB	PF	AST	TO	STL	BLK	PTS
Nov. 3	DAVIDSON	*	22:12	0-1	.000	0-1	.000	3-4	.750	0-0	0	4	0	2	0	0	3
Nov. 7	GEORGIA STATE	*	28:59	2-6	.333	2-5	.400	0-0	.000	0-3	3	1	6	0	0	0	6
Nov. 9	MISSISSIPPI VALLEY STATE	*	16:47	1-2	.500	1-1	1.000	0-0	.000	0-2	2	0	3	0	2	0	3
Nov. 13	JACKSON STATE	*	28:37	5-11	.455	2-7	.286	0-0	.000	0-4	4	2	3	1	3	1	12
Nov. 20	at Texas Tech	*	31:25	2-6	.333	2-4	.500	6-6	1.000	0-2	2	1	0	2	0	0	12
Nov. 24	vs Alcorn State	*	18:39	3-8	.375	2-6	.333	0-0	.000	0-2	2	0	3	2	0	0	8
Nov. 25	vs Middle Tennessee	*	30:22	2-4	.500	1-2	.500	0-0	.000	0-1	1	2	4	2	0	0	5
Nov. 30	ULM	*	30:50	4-9	.444	1-3	.333	0-0	.000	2-1	3	0	2	2	2	0	9
Dec. 4	PITT	*	19:57	3-6	.500	2-4	.500	0-0	.000	0-2	2	1	2	0	2	0	8
Dec. 7	CHARLOTTE	*	30:03	3-4	.750	3-4	.750	2-2	1.000	0-1	1	3	2	2	1	0	11
Dec. 14	SOUTHERN MISS	*	33:27	4-10	.400	2-5	.400	2-4	.500	0-3	3	1	4	3	1	0	12
Dec. 17	ALABAMA STATE	*	22:44	3-6	.500	2-4	.500	0-0	.000	0-2	2	0	7	0	1	0	8
Dec. 20	at La Salle	*	30:29	4-12	.333	1-6	.167	1-2	.500	0-0	0	1	2	1	1	0	10
Dec. 28	SAMFORD		DNP														
Jan. 1	AUBURN	*	31:54	6-10	.600	3-7	.429	2-3	.667	0-0	0	2	3	3	0	0	17
Jan. 4	at #8 Oklahoma	*	28:39	2-11	.182	1-5	.200	2-2	1.000	0-2	2	4	1	0	1	0	7
Jan. 8	#20 TENNESSEE	*	31:10	3-6	.500	1-4	.250	2-2	1.000	1-1	2	4	0	3	0	0	9
Jan. 11	at #18 Ole Miss	*	22:29	0-3	.000	0-1	.000	0-0	.000	1-2	3	1	2	2	0	0	0
Jan. 15	#5 VANDERBILT	*	33:51	2-9	.222	2-6	.333	2-2	1.000	1-4	5	2	7	2	3	0	8
Jan. 18	#7 KENTUCKY	*	32:18	5-8	.625	4-5	.800	2-2	1.000	0-2	2	4	2	3	0	0	16
Jan. 25	at #23 Alabama	*	27:14	2-7	.286	1-6	.167	6-6	1.000	2-1	3	2	2	2	0	0	11
Jan. 29	at #15 Tennessee	*	32:04	4-9	.444	3-7	.429	4-4	1.000	0-5	5	4	1	2	3	0	15
Feb. 1	MISSOURI																
Feb. 5	at South Carolina																
Feb. 12	GEORGIA																
Feb. 16	at Arkansas																
Feb. 19	FLORIDA																
Feb. 22	at Texas																
Feb. 26	at Texas A&M																
Mar. 1	LSU																

LED TEAM IN...

Category	Number of Times	Record When
Points	2	1-1
Rebounds	-	-
Assists	5	4-1
Blocks	-	-
Steals	5	4-1
Minutes	2	2-0
3 FG Made	13	9-4
FT Made	1	0-1
Plus/Minus	3	2-1

PLAYER PRODUCTION CHART

Category	22-23*	23-24*	24-25!	25-26	Career
10+ Points	5	24	6	9	44
20+ Points	-	1	-	-	1
30+ Points	-	-	-	-	-
3+ 3FG Made	-	6	2	4	12
5+ FT Made	1	3	-	2	6
5+ Assists	3	3	-	3	9
10+ Assists	-	-	-	-	-
5+ Rebounds	3	6	1	2	12
10+ Rebounds	-	-	-	-	-
3+ Blocks	-	-	-	-	-
3+ Steals	-	5	-	3	8

YEAR	TEAM	GP	GS	MIN/AVG	FG-FGA	FG%	3FG-3FGA	3FG%	FT-FTA	FT%	OFF-DEF	REB	RPG	AST	APG	TO	STL	SPG	BLK	BPG	PTS	PPG	DBL	DBL
2022-23*	ASU	28	7	605/21.6	51-170	30.0	14-59	23.7	36-50	72.0	16-49	65	2.3	37	1.3	38	16	0.6	1	0.0	152	5.4	0	
2023-24*	ASU	31	28	1065/34.4	140-345	40.6	42-126	33.3	52-68	76.5	20-69	89	2.9	66	2.1	51	41	1.3	4	0.1	374	12.1	0	
2024-25*	UNC	28	1	389/13.9	56-148	37.8	21-82	25.6	24-30	80.0	4-37	41	1.5	32	1.1	19	15	0.5	2	0.1	157	5.6	0	
2025-26	MSU	21	21	584/27.8	60-148	40.5	36-93	38.7	34-39	87.2	7-40	47	2.2	56	2.7	34	20	1.0	1	0.0	190	9.0	0	
TOTALS		108	57	2642/24.5	307-811	37.8	113-360	31.4	146-187	78.1	47-195	242	2.2	191	1.8	142	92	0.9	8	0.1	873	8.1	0	



5 CHANDLER PRATER

GR. | G/F | 5-10 | KANSAS CITY, MO. | NORTH KANSAS CITY HS | KANSAS * | OKLAHOMA STATE !



SCAN OR [CLICK HERE](#) FOR FULL BIO/STATISTICS

SEASON HIGHS

Points	25, vs Mississippi Valley State, 11/9/25
Rebounds	13, vs Charlotte, 12/7/25
Assists	6, vs Samford, 12/28/25
Blocks	2, vs Georgia State, 11/7/25
Steals	3, (3x) Last vs Kentucky, 1/18/26
FG Made	8, vs Southern Miss, 12/14/25
FG Attempted	12, vs Charlotte, 12/7/25
3-PT FG Made	4, vs Mississippi Valley State, 11/9/25
3-PT FG Attempted	6, vs Mississippi Valley State, 11/9/25
FT Made	9, vs Mississippi Valley State, 11/9/25
FT Attempted	9, vs Mississippi Valley State, 11/9/25
Minutes	31, vs Southern Miss, 12/14/25

SEC HIGHS

Points	15, at Ole Miss, 1/11/26
Rebounds	9, (2x) Last at Vanderbilt, 2/13/25
Assists	5, vs Missouri, 3/5/25
Blocks	2, (2x) Last at Georgia, 1/12/25
Steals	3, vs Kentucky, 1/18/26
FG Made	6 (2x) Last at Ole Miss, 1/11/26
FG Attempted	11, (2x) Last vs Arkansas, 2/6/25
3PT FG Made	3, at Ole Miss, 1/11/26
3PT FG Attempted	4, (5x) Last vs Vanderbilt, 1/16/26
FT Made	6, at Auburn, 3/2/25
FT Attempted	6, at Auburn, 3/2/25
Minutes	41, at Vanderbilt, 2/13/25

CAREER HIGHS

Points	25, vs Mississippi Valley State, 11/9/25
Rebounds	16, vs. Nebraska, 3/13/23 *
Assists	6, (4x), Last vs Samford, 12/28/25
Blocks	5, vs. UT Arlington, 1/16/22 *
Steals	5, vs. New Orleans, 11/8/23 *
FG Made	10, at TCU, 3/4/23 *
FG Attempted	19, vs. TCU, 3/4/23 *
3-PT FG Made	4, (2x) Last vs Mississippi Valley State, 11/9/25
3-PT FG Attempted	6, vs Mississippi Valley State, 11/9/25
FT Made	13, at Arizona, 12/8/22 *
FT Attempted	13, at Arizona, 12/8/22 *
Minutes	41, at Vanderbilt, 2/13/25

NOTEABLES

GRADUATE (2025-26)

- 10 points against #5 Vanderbilt (Jan. 15)
- 15 points on 75 percent shooting from the floor and beyond the arch at #18 Ole Miss (Jan. 11).
- Became first Bulldog since Teaira McCowan in 2019 to collect 5 consecutive double-doubles with 10 points and 10 rebounds vs Samford (Dec. 28). Tied career-high six assists.
- Second-consecutive double-double with 18 points on 72 percent shooting and 10 rebounds vs Southern Miss (Dec. 14).
- Collected her first MSU double-double against Charlotte with 14 points and 13 rebounds (Dec. 7).
- Scored a career-high 25 points against Mississippi Valley State, including tying a career-high four makes from distance.

PRIOR TO MSU

- 2023-24 (Oklahoma St.)
- Played in five games before suffering season ending injury.
- 2019-23 (Kansas)
- Played in 86 games, starting in 33.
 - Won the 2023 WNIT
 - Three Time Academic All-BIG 12 Selection
 - Redshirted her true freshman year.

PERSONAL

- Attended North Kansas City HS.
- Member of the Student-Athlete Advisory Committee (SAAC) at Mississippi State
- Traveled to Atlanta to be apart of the SEC's Leadership Council Meetings.

PRATER'S GAME-BY-GAME STATS

DATE	OPPONENT	GS	MIN	FG-FGA	FG%	3FG-3FGA	3FG%	FT-FTA	FT%	OFF-DEF	REB	PF	AST	TO	STL	BLK	PTS
Nov. 3	DAVIDSON	*	21:52	3-4	.750	1-1	1.000	1-2	.500	0-7	7	4	2	3	3	0	8
Nov. 7	GEORGIA STATE	*	22:10	2-7	.286	1-2	.500	4-4	1.000	0-4	4	0	3	4	2	2	9
Nov. 9	MISSISSIPPI VALLEY STATE	*	23:22	6-11	.545	4-6	.667	9-9	1.000	2-3	5	0	5	2	0	0	25
Nov. 13	JACKSON STATE	*	23:57	3-4	.750	0-0	.000	4-4	1.000	2-3	5	0	0	3	1	0	10
Nov. 20	at Texas Tech	*	25:49	1-6	.167	0-0	.000	5-6	.833	2-4	6	4	2	4	1	0	7
Nov. 24	vs Alcorn State	*	20:38	2-6	.333	2-4	.500	2-4	.500	3-3	6	0	4	2	2	0	8
Nov. 25	vs Middle Tennessee	*	22:49	4-7	.571	1-2	.500	4-4	1.000	1-4	5	2	4	3	1	0	13
Nov. 30	ULM	*	19:01	1-7	.143	0-2	.000	0-0	.000	2-2	4	0	3	2	0	0	2
Dec. 4	PITT	*	18:36	1-7	.143	0-2	.000	0-0	.000	1-4	5	2	2	0	0	0	2
Dec. 7	CHARLOTTE	*	25:51	7-12	.583	0-1	.000	0-1	.000	6-7	13	3	2	3	0	0	14
Dec. 14	SOUTHERN MISS	*	30:58	8-11	.727	1-2	.500	1-1	1.000	2-8	10	3	3	3	2	1	18
Dec. 17	ALABAMA STATE	*	24:32	3-10	.300	0-2	.000	4-4	1.000	4-7	11	2	2	0	1	0	10
Dec. 20	at La Salle	*	28:12	5-10	.500	0-3	.000	0-0	.000	2-8	10	3	2	2	2	0	10
Dec. 28	SAMFORD	*	31:00	4-8	.500	2-3	.667	0-0	.000	2-8	10	2	6	2	3	1	10
Jan. 1	AUBURN	*	25:08	2-5	.400	2-4	.500	0-0	.000	2-3	5	0	1	1	0	0	6
Jan. 4	at #8 Oklahoma	*	9:29	1-6	.167	0-3	.000	2-2	1.000	1-5	6	0	0	2	1	0	4
Jan. 8	#20 TENNESSEE		DNP														
Jan. 11	at #18 Ole Miss		25:09	6-8	.750	3-4	.750	0-0	.000	0-1	1	0	1	1	0	0	15
Jan. 15	#5 VANDERBILT		26:14	4-10	.400	1-4	.250	1-1	1.000	0-1	1	4	2	1	2	0	10
Jan. 18	#7 KENTUCKY		19:57	4-5	.800	1-1	1.000	0-0	.000	0-5	5	3	1	4	3	0	9
Jan. 25	at #23 Alabama		18:23	1-3	.333	0-1	.000	0-0	.000	1-3	4	5	0	0	1	0	2
Jan. 29	at #15 Tennessee		11:58	1-3	.333	0-0	.000	0-0	.000	0-2	2	2	0	0	1	0	2
Feb. 1	MISSOURI																
Feb. 5	at South Carolina																
Feb. 12	GEORGIA																
Feb. 16	at Arkansas																
Feb. 19	FLORIDA																
Feb. 22	at Texas																
Feb. 26	at Texas A&M																
Mar. 1	LSU																

LED TEAM IN...

Category	Number of Times	Record When
Points	2	1-1
Rebounds	2	2-0
Assists	4	4-0
Blocks	2	2-0
Steals	7	6-1
Minutes	-	-
3 FG Made	4	3-1
FT Made	3	3-0
Plus/Minus	4	3-1

PLAYER PRODUCTION CHART

Category	20-21*	21-22*	22-23*	23-24!	24-25	25-26	Career
10+ Points	3	11	14	3	9	9	49
20+ Points	-	-	2	-	-	2	4
30+ Points	-	-	-	-	-	-	-
3+ 3FG Made	-	-	1	-	1	2	4
5+ FT Made	-	2	3	-	1	2	8
5+ Assists	-	1	5	1	1	2	10
10+ Assists	-	-	-	-	-	-	-
5+ Rebounds	1	13	19	3	13	15	64
10+ Rebounds	-	-	6	1	-	5	12
3+ Blocks	-	-	2	-	-	-	2
3+ Steals	1	2	9	1	1	3	17

21	TEAM	GP	GS	MIN/AVG	FG-FGA	FG%	3FG-3FGA	3FG%	FT-FTA	FT%	OFF-DEF	REB	RPG	AST	APG	TO	STL	SPG	BLK	BPG	PTS	PPG	DBL	DBL
2020-21*	KU	20	0	257/12.8	29-77	37.7	4-16	25.0	10-15	66.7	15-33	48	2.4	16	0.8	20	15	0.8	2	0.1	72	3.6	0	
2021-22*	KU	31	3	598/19.3	77-175	44.0	9-39	23.1	58-71	81.7	23-107	130	4.2	43	1.4	57	26	0.8	9	0.3	221	7.1	0	
2022-23*	KU	35	33	997/28.5	125-308	40.6	13-47	27.7	71-90	78.9	63-146	209	6.0	89	2.5	100	60	1.7	23	0.7	334	9.5	0	
2023-24*	OSU	5	0	105/21.0	17-40	42.5	1-5	20.0	5-6	83.3	9-21	30	6.0	10	2.0	15	7	1.4	3	0.6	40	8.0	0	
2024-25	MSU	34	12	768/22.6	80-189	42.3	19-58	32.8	37-42	88.1	35-109	144	4.2	52	1.5	71	29	0.9	11	0.3	216	6.4	0	
2025-26	MSU	21	16	475/22.6	69-150	46.0	19-47	40.4	37-42	88.1	33-92	125	6.0	45	2.1	42	26	1.2	4	0.2	194	9.2	5	
TOTALS		146	64	3201/21.9	397-939	42.3	65-212	30.7	218-266	82.0	178-508	686	4.7	255	1.7	305	163	1.1	52	0.4	1077	7.4	10	



AWA FANE

JR. | G | 5-8 | THIES, SENEGAL | LIFE PREPATORY ACADEMY | PANOLA COLLEGE



SCAN OR [CLICK HERE](#) FOR FULL BIO/STATISTICS

SEASON HIGHS

Points	11, vs Georgia State, 11/7/25
Rebounds	4, vs Alcorn State, 11/24/25
Assists	4, vs Alabama State, 12/17/25
Blocks	
Steals	3, vs Alabama State, 12/17/25
FG Made	4, vs Georgia State, 11/7/25
FG Attempted	6, vs Mississippi Valley State, 11/9/25
3-PT FG Made	3, vs Georgia State, 11/7/25
3-PT FG Attempted	4, vs Georgia State, 11/9/25
FT Made	2, vs Southern Miss, 12/14/25
FT Attempted	2, (2x) Last at Ole Miss, 1/11/26
Minutes	21, vs Mississippi Valley State, 11/9/25

SEC HIGHS

Points	3, vs Tennessee, 1/8/26
Rebounds	1, vs Auburn, 1/1/26
Assists	
Blocks	
Steals	2, at Oklahoma, 1/4/26
FG Made	1, vs Tennessee, 1/8/26
FG Attempted	1, (2x) Last at Ole Miss, 1/11/26
3PT FG Made	1, vs Tennessee, 1/8/26
3PT FG Attempted	1, (2x) Last at Ole Miss, 1/11/26
FT Made	1, at Ole Miss, 1/11/26
FT Attempted	2, at Ole Miss, 1/11/26
Minutes	11, at Oklahoma, 1/4/26

CAREER HIGHS

Points	11, vs Georgia State, 11/7/25
Rebounds	4, vs Alcorn State, 11/24/25
Assists	4, vs Alabama State, 12/17/25
Blocks	
Steals	3, vs Alabama State, 12/17/25
FG Made	4, vs Georgia State, 11/7/25
FG Attempted	6, vs Mississippi Valley State, 11/9/25
3-PT FG Made	3, vs Georgia State, 11/7/25
3-PT FG Attempted	4, vs Georgia State, 11/9/25
FT Made	2, vs Southern Miss, 12/14/25
FT Attempted	2, (2x) Last at Ole Miss, 1/11/26
Minutes	21, vs Mississippi Valley State, 11/9/25

NOTEABLES

JUNIOR (2024-25)

- Collected six points in 12 minutes against Samford (Dec. 28).
- Went 2-2 from distance in a six point performance against La Salle (Dec. 20).
- Four points against Southern Miss (Dec. 14).
- Knocked down a trio of three pointers in the second quarter against Georgia State (Nov. 7). Finished with 11 points.
- First season in the Maroon and White.

SOPHOMORE (2023-24) - PANOLA COLLEGE

- Started in all 29 games played.
- Averaged 16.8 points, 4.3 rebounds 3.2 assists and 3.0 steals per game.
- Tallied season-high 30 points against Tyler JC (Jan. 22).
- Earned three or more steals 18 times throughout the season.
- 2025 NJCAA First Team All-American

FRESHMAN (2022-23) - PANOLA COLLEGE

- Played in 26 games, starting in 21.
- Averaged 16.7 points, 5.0 rebounds, and 3.2 assists per game.
- Scored 30 points in her first start against Midland College (Nov. 16)

PERSONAL

- Attended Life Preparatory Academy in Wichita, Kansas.
- Orignially from Senegal.

FANE'S GAME-BY-GAME STATS

DATE	OPPONENT	GS	MIN	FG-FGA	FG%	3FG-3FGA	3FG%	FT-FTA	FT%	OFF-DEF	REB	PF	AST	TO	STL	BLK	PTS
Nov. 3	DAVIDSON		2:18	0-0	.000	0-0	.000	0-0	.000	0-0	0	0	0	1	0	0	0
Nov. 7	GEORGIA STATE		13:52	4-5	.800	3-4	.750	0-0	.000	0-0	0	2	0	1	0	0	11
Nov. 9	MISSISSIPPI VALLEY STATE		20:30	2-6	.333	1-2	.500	0-0	.000	0-2	2	1	1	0	1	0	5
Nov. 13	JACKSON STATE		5:27	0-0	.000	0-0	.000	0-0	.000	0-0	0	0	2	0	1	0	0
Nov. 20	at Texas Tech		5:32	1-2	.500	0-1	.000	0-0	.000	0-0	0	2	0	2	0	0	2
Nov. 24	vs Alcorn State		11:52	0-2	.000	0-2	.000	0-0	.000	2-2	4	2	0	2	0	0	0
Nov. 25	vs Middle Tennessee	DNP															
Nov. 30	ULM	DNP															
Dec. 4	PITT		13:48	2-3	.667	0-0	.000	0-0	.000	0-1	1	1	1	0	0	0	4
Dec. 7	CHARLOTTE		7:59	0-2	.000	0-1	.000	0-0	.000	0-0	0	0	1	0	0	0	0
Dec. 14	SOUTHERN MISS		8:01	1-3	.333	0-0	.000	2-2	1.000	1-0	1	2	0	0	0	0	4
Dec. 17	ALABAMA STATE		20:09	1-7	.143	0-1	.000	1-2	.500	2-1	3	2	4	3	3	0	3
Dec. 20	at La Salle		8:21	2-4	.500	2-2	1.000	0-0	.000	0-0	0	0	0	0	0	0	6
Dec. 28	SAMFORD		12:19	2-4	.500	1-3	.333	1-1	1.000	0-1	1	0	0	0	0	0	6
Jan. 1	AUBURN		2:39	0-0	.000	0-0	.000	0-0	.000	0-1	1	0	0	1	0	0	0
Jan. 4	at #8 Oklahoma		10:46	0-0	.000	0-0	.000	0-0	.000	0-0	0	1	0	0	2	0	0
Jan. 8	#20 TENNESSEE		4:14	1-1	1.000	1-1	1.000	0-0	.000	0-0	0	0	0	1	0	0	3
Jan. 11	at #18 Ole Miss		2:04	0-1	.000	0-1	.000	1-2	.500	0-0	0	0	0	0	0	0	1
Jan. 15	#5 VANDERBILT	DNP															
Jan. 18	#7 KENTUCKY	DNP															
Jan. 25	at #23 Alabama	DNP															
Jan. 29	at #15 Tennessee	DNP															
Feb. 1	MISSOURI																
Feb. 5	at South Carolina																
Feb. 12	GEORGIA																
Feb. 16	at Arkansas																
Feb. 19	FLORIDA																
Feb. 22	at Texas																
Feb. 26	at Texas A&M																
Mar. 1	LSU																

LED TEAM IN...

Category	Number of Times	Record When
Points	-	-
Rebounds	-	-
Assists	-	-
Blocks	-	-
Steals	2	1-1
Minutes	-	-
3 FG Made	3	2-1
FT Made	-	-
Plus/Minus	1	0-1

PLAYER PRODUCTION CHART

Category	25-26	Career
10+ Points	1	1
20+ Points	-	-
30+ Points	-	-
3+ 3FG Made	1	1
5+ FT Made	-	-
5+ Assists	-	-
10+ Assists	-	-
5+ Rebounds	-	-
10+ Rebounds	-	-
3+ Blocks	-	-
3+ Steals	1	1

YEAR	TEAM	GP	GS	MIN/AVG	FG-FGA	FG%	3FG-3FGA	3FG%	FT-FTA	FT%	OFF-DEF	REB	RPG	AST	APG	TO	STL	SPG	BLK	BPG	PTS	PPG	DBL	DBL
2025-26	MSU	16	0	150/9.4	16-40	40.0	8-18	44.4	5-7	71.4	5-8	13	0.8	9	0.6	11	7	0.4	0	0.0	45	2.8	0	
TOTALS		16	0	150/9.4	16-40	40.0	8-18	44.4	5-7	71.4	5-8	13	0.8	9	0.6	11	7	0.4	0	0.0	45	2.8	0	



10

JAYLAH LAMPLEY

FR. | G | 6-1 | FISHERS, IND. | LAWRENCE CENTRAL HS



SCAN OR [CLICK HERE](#) FOR FULL BIO/STATISTICS

SEASON HIGHS

Points	24, vs Samford, 12/28/25
Rebounds	10, (2x) Last vs Samford, 12/28/25
Assists	3, (3x) Last vs Auburn, 1/1/26
Blocks	1, (4x) Last vs Alabama State, 12/17/25
Steals	2, (5x) Last vs Samford, 12/28/25
FG Made	10, vs Samford, 12/28/25
FG Attempted	12, (3x) Last vs Samford, 12/28/25
3-PT FG Made	3, vs Samford, 12/28/25
3-PT FG Attempted	5, vs Alcorn State, 11/24/25
FT Made	3, (2x) Last vs Auburn, 1/1/26
FT Attempted	6, vs Davidson, 11/4/25
Minutes	30, at La Salle, 12/20/25

SEC HIGHS

Points	14, at Alabama, 1/25/26
Rebounds	6, vs Auburn, 1/1/26
Assists	3, vs Auburn, 1/1/26
Blocks	
Steals	1, (3x) Last at Alabama, 1/25/26
FG Made	6, at Alabama, 1/25/26
FG Attempted	11, vs Auburn, 1/1/26
3PT FG Made	2, at Alabama, 1/25/26
3PT FG Attempted	4, (2x) Last at Alabama, 1/25/26
FT Made	3, vs Auburn, 1/1/26
FT Attempted	3, vs Auburn, 1/1/26
Minutes	30, vs Auburn, 1/1/26

CAREER HIGHS

Points	24, vs Samford, 12/28/25
Rebounds	10, (2x) Last vs Samford, 12/28/25
Assists	3, (3x) Last vs Auburn, 1/1/26
Blocks	1, (4x) Last vs Alabama State, 12/17/25
Steals	2, (5x) Last vs Samford, 12/28/25
FG Made	10, vs Samford, 12/28/25
FG Attempted	12, (3x) Last vs Samford, 12/28/25
3-PT FG Made	3, vs Samford, 12/28/25
3-PT FG Attempted	5, vs Alcorn State, 11/24/25
FT Made	3, (2x) Last vs Auburn, 1/1/26
FT Attempted	6, vs Davidson, 11/4/25
Minutes	30, at La Salle, 12/20/25

NOTEABLES

FRESHMAN (2025-26)

- SEC Freshman of the Week (Dec. 30).
- SEC-high of 14 points on 6-9 shooting at #23 Alabama (Jan. 25).
- Knocked down a pair of second-half triples against Vanderbilt (Jan. 15).
- Scored 11 points in her first SEC game against Auburn (Jan. 1).
- Had first double-double in first career start with season-high 24 points and 10 rebounds on 10-12 shooting against Samford (Dec. 28) en route to first SEC FOTW honor.
- Team-leading 18 points against La Salle on 75 percent shooting (Dec. 20).
- 12 points against Charlotte on 75 percent shooting (Dec. 7).
- 10 point performance vs ULM with two fourth-quarter threes.
- Scored a career-high 17 points on 87.5 percent shooting against Jackson State (Nov. 13).
- Nine points and five rebounds against Mississippi Valley (Nov. 9).
- Scored 12 points and collected seven rebounds against Georgia State (Nov. 7).
- Scored 11 points in her MSU debut against Davidson (Nov. 3), along with six rebounds, two steals and a block.

PERSONAL

- Attended Lawrence Central HS and played under her mother, Jannon Lampley.
- 37th-ranked recruit in the class of 2025, according to ESPN.
- Averaged 18.0 points, 5.8 rebounds, 2.1 steals and 2.0 assists per game throughout HS career.
- Finished as Lawrence Central's all-time leading scoring, rebounding, and steals leader.
- 2023-24 Indiana Gatorade POTY after guiding Lawrence Central to an IHSAA 4A State

LAMPLEY'S GAME-BY-GAME STATS

DATE	OPPONENT	GS	MIN	FG-FGA	FG%	3FG-3FGA	3FG%	FT-FTA	FT%	OFF-DEF	REB	PF	AST	TO	STL	BLK	PTS
Nov. 3	DAVIDSON		27:09	4-9	.444	0-1	.000	3-6	.500	3-3	6	0	1	2	2	1	11
Nov. 7	GEORGIA STATE		27:36	5-8	.625	1-1	1.000	1-1	1.000	3-4	7	1	2	0	1	0	12
Nov. 9	MISSISSIPPI VALLEY STATE		23:15	4-11	.364	1-2	.500	0-0	.000	3-2	5	2	3	5	0	0	9
Nov. 13	JACKSON STATE		21:22	7-8	.875	2-2	1.000	1-2	.500	1-0	1	1	0	1	0	0	17
Nov. 20	at Texas Tech		10:48	1-2	.500	0-0	.000	0-0	.000	0-0	0	0	1	2	0	0	2
Nov. 24	vs Alcorn State		19:54	3-12	.250	1-5	.200	2-5	.400	6-4	10	1	0	2	2	0	9
Nov. 25	vs Middle Tennessee		12:22	1-2	.500	0-0	.000	0-0	.000	0-3	3	2	0	2	0	0	2
Nov. 30	ULM		22:51	4-7	.571	2-5	.400	0-0	.000	1-4	5	0	0	0	2	0	10
Dec. 4	PITT		22:27	3-6	.500	1-3	.333	0-0	.000	2-5	7	1	1	0	2	1	7
Dec. 7	CHARLOTTE		18:57	6-8	.750	0-2	.000	0-1	.000	2-3	5	1	1	3	1	0	12
Dec. 14	SOUTHERN MISS		25:04	3-7	.429	0-1	.000	2-4	.500	3-6	9	1	3	2	0	1	8
Dec. 17	ALABAMA STATE		29:35	5-9	.556	2-3	.667	0-0	.000	1-3	4	1	2	1	1	1	12
Dec. 20	at La Salle		30:16	8-12	.667	2-4	.500	0-0	.000	3-3	6	1	2	4	1	0	18
Dec. 28	SAMFORD	*	27:23	10-12	.833	3-3	1.000	1-2	.500	4-6	10	0	2	1	2	1	24
Jan. 1	AUBURN		29:54	4-11	.364	0-4	.000	3-3	1.000	1-5	6	1	3	3	0	0	11
Jan. 4	at #8 Oklahoma		21:11	1-8	.125	0-3	.000	1-2	.500	1-3	4	0	0	1	1	0	3
Jan. 8	#20 TENNESSEE		16:06	2-3	.667	0-1	.000	1-2	.500	1-3	4	2	0	3	1	0	5
Jan. 11	at #18 Ole Miss		15:08	2-6	.333	0-2	.000	0-2	.000	2-1	3	0	1	1	0	0	4
Jan. 15	#5 VANDERBILT		13:26	2-3	.667	2-2	1.000	0-0	.000	0-3	3	2	0	0	0	0	6
Jan. 18	#7 KENTUCKY		15:53	0-2	.000	0-1	.000	2-2	1.000	0-4	4	0	0	0	0	0	2
Jan. 25	at #23 Alabama		20:52	6-9	.667	2-4	.500	0-0	.000	1-3	4	1	0	1	1	0	14
Jan. 29	at #15 Tennessee		8:58	3-4	.750	1-2	.500	0-0	.000	1-2	3	1	0	2	0	0	7
Feb. 1	MISSOURI																
Feb. 5	at South Carolina																
Feb. 12	GEORGIA																
Feb. 16	at Arkansas																
Feb. 19	FLORIDA																
Feb. 22	at Texas																
Feb. 26	at Texas A&M																
Mar. 1	LSU																

LED TEAM IN...

Category	Number of Times	Record When
Points	1	1-0
Rebounds	1	1-0
Assists	1	1-0
Blocks	1	1-0
Steals	2	2-0
Minutes	-	-
3 FG Made	7	5-2
FT Made	-	-
Plus/Minus	2	1-1

PLAYER PRODUCTION CHART

Category	25-26	Career
10+ Points	10	10
20+ Points	1	1
30+ Points	-	-
3+ 3FG Made	1	1
5+ FT Made	-	-
5+ Assists	-	-
10+ Assists	-	-
5+ Rebounds	12	12
10+ Rebounds	2	2
3+ Blocks	-	-
3+ Steals	-	-

YEAR	TEAM	GP	GS	MIN/AVG	FG-FGA	FG%	3FG-3FGA	3FG%	FT-FTA	FT%	OFF-DEF	REB	RPG	AST	APG	TO	STL	SPG	BLK	BPG	PTS	PPG	DBL	DBL
2025-26	MSU	22	1	460/20.9	84-159	52.8	20-51	39.2	17-32	53.1	39-70	109	5.0	22	1.0	36	17	0.8	5	0.2	205	9.3	1	
TOTALS		22	1	460/20.9	84-159	52.8	20-51	39.2	17-32	53.1	39-70	109	5.0	22	1.0	36	17	0.8	5	0.2	205	9.3	1	



13 ROCÍO JIMÉNEZ

R-SO. | C | 6-7 | ELÍAS PIÑA, DOMINICAN REPUBLIC | CENTRAL POINTE CHRISTIAN ACADEMY



SCAN OR [CLICK HERE](#) FOR FULL BIO/STATISTICS

SEASON HIGHS

Points9, vs Mississippi Valley State, 11/9/25
Rebounds3, vs Mississippi Valley State, 11/9/25
Assists
Blocks1, (2x) Last vs Samford, 12/28/25
Steals1, vs Mississippi Valley State, 11/9/25
FG Made4, vs Mississippi Valley State, 11/9/25
FG Attempted5, (2x) Last vs Alabama State, 12/17/25
3-PT FG Made
3-PT FG Attempted
FT Made1, vs Mississippi Valley State, 11/9/25
FT Attempted2, (2x) Last at Ole Miss, 1/11/26
Minutes7, vs Pitt, 12/4/25

SEC HIGHS

Points
Rebounds
Assists
Blocks
Steals
FG Made
FG Attempted
3PT FG Made
3PT FG Attempted
FT Made
FT Attempted2, at Ole Miss, 1/11/26
Minutes1, at Ole Miss, 1/11/26

CAREER HIGHS

Points9, vs Mississippi Valley State, 11/9/25
Rebounds3, vs Mississippi Valley State, 11/9/25
Assists
Blocks1, (2x) Last vs Samford, 12/28/25
Steals1, vs Mississippi Valley State, 11/9/25
FG Made4, vs Mississippi Valley State, 11/9/25
FG Attempted5, (2x) Last vs Alabama State, 12/17/25
3-PT FG Made
3-PT FG Attempted
FT Made1, vs Mississippi Valley State, 11/9/25
FT Attempted2, (2x) Last at Ole Miss, 1/11/26
Minutes7, vs Pitt, 12/4/25

NOTEABLES

R-SOPHOMORE (2025-26)

- Scored nine points on 4-5 shooting and collected three rebounds, one steal and a block in five minutes against Mississippi Valley (Nov. 9).
- Made her Mississippi State debut against Georgia State on November 7.

R-FRESHMAN (2024-25)

- Did not see any action.

FRESHMAN (2023-24)

- Decided to redshirt and rehab in injury sustained prior to Mississippi State, reclassified to become a part of the program at the midseason point in December.

PERSONAL

- Played one season at Central Pointe Christian Academy, leading the team to a 21-5 record.
- Competed on the international stage as one of the youngest players within the Dominican Republic's FIBA Women's National Team Organization.
- Played basketball only three years prior to Mississippi State.

JIMÉNEZ'S GAME-BY-GAME STATS

DATE	OPPONENT	GS	MIN	FG-FGA	FG%	3FG-3FGA	3FG%	FT-FTA	FT%	OFF-DEF	REB	PF	AST	TO	STL	BLK	PTS
Nov. 3	DAVIDSON		DNP														
Nov. 7	GEORGIA STATE		1:01	0-0	.000	0-0	.000	0-0	.000	0-0	0	0	0	0	0	0	0
Nov. 9	MISSISSIPPI VALLEY STATE		5:00	4-5	.800	0-0	.000	1-2	.500	2-1	3	0	0	0	1	1	9
Nov. 13	JACKSON STATE		0:33	0-1	.000	0-0	.000	0-0	.000	0-0	0	0	0	0	0	0	0
Nov. 20	at Texas Tech		1:21	0-0	.000	0-0	.000	0-0	.000	0-0	0	0	0	1	0	1	0
Nov. 24	vs Alcorn State		DNP														
Nov. 25	vs Middle Tennessee		DNP														
Nov. 30	ULM		DNP														
Dec. 4	PITT		6:55	0-1	.000	0-0	.000	0-0	.000	0-1	1	2	0	1	0	0	0
Dec. 7	CHARLOTTE		1:07	0-0	.000	0-0	.000	0-0	.000	0-0	0	0	0	0	0	0	0
Dec. 14	SOUTHERN MISS		DNP														
Dec. 17	ALABAMA STATE		2:51	1-5	.200	0-0	.000	0-0	.000	2-0	2	0	0	0	0	0	2
Dec. 20	at La Salle		DNP														
Dec. 28	SAMFORD		2:16	0-0	.000	0-0	.000	0-0	.000	0-1	1	0	0	1	0	1	0
Jan. 1	AUBURN		DNP														
Jan. 4	at #8 Oklahoma		DNP														
Jan. 8	#20 TENNESSEE		DNP														
Jan. 11	at #18 Ole Miss		1:11	0-0	.000	0-0	.000	0-2	.000	0-0	0	0	0	0	0	0	0
Jan. 15	#5 VANDERBILT		DNP														
Jan. 18	#7 KENTUCKY		DNP														
Jan. 25	at #23 Alabama		DNP														
Jan. 29	at #15 Tennessee		DNP														
Feb. 1	MISSOURI																
Feb. 5	at South Carolina																
Feb. 12	GEORGIA																
Feb. 16	at Arkansas																
Feb. 19	FLORIDA																
Feb. 22	at Texas																
Feb. 26	at Texas A&M																
Mar. 1	LSU																

LED TEAM IN...

Category	Number of Times	Record When
Points	-	-
Rebounds	-	-
Assists	-	-
Blocks	-	-
Steals	-	-
Minutes	-	-
3 FG Made	-	-
FT Made	-	-
Plus/Minus	-	-

PLAYER PRODUCTION CHART

Category	25-26	Career
10+ Points	-	-
20+ Points	-	-
30+ Points	-	-
3+ 3FG Made	-	-
5+ FT Made	-	-
5+ Assists	-	-
10+ Assists	-	-
5+ Rebounds	-	-
10+ Rebounds	-	-
3+ Blocks	-	-
3+ Steals	-	-

YEAR	TEAM	GP	GS	MIN/AVG	FG-FGA	FG%	3FG-3FGA	3FG%	FT-FTA	FT%	OFF-DEF	REB	RPG	AST	APG	TO	STL	SPG	BLK	BPG	PTS	PPG	DBL	DBL
2025-26	MSU	9	0	22/2.4	5-12	41.7	0-0	.0	1-4	25.0	4-3	7	0.8	0	0.0	3	1	0.1	3	0.3	11	1.2	0	
TOTALS		9	0	22/2.4	5-12	41.7	0-0	.0	1-4	25.0	4-3	7	0.8	0	0.0	3	1	0.1	3	0.3	11	1.2	0	



22

NATALIYAH GRAY

FR. | F | 6-3 | HOUSTON, TEXAS. | ALIEF TAYLOR HS



SCAN OR [CLICK HERE](#) FOR FULL BIO/STATISTICS

SEASON HIGHS

Points	15, vs Mississippi Valley State, 11/9/25
Rebounds	7, vs Mississippi Valley State, 11/9/25
Assists	1, (4x) Last at La Salle, 12/20/25
Blocks	1, vs Alcorn State, 11/24/25
Steals	1, (3x) Last vs Alabama State, 12/17/25
FG Made	4, vs Mississippi Valley State, 11/9/25
FG Attempted	5, vs Mississippi Valley State, 11/9/25
3-PT FG Made	
3-PT FG Attempted	1, vs Georgia State, 11/7/25
FT Made	7, vs Mississippi Valley State, 11/9/25
FT Attempted	9, vs Mississippi Valley State, 11/9/25
Minutes	15, vs Mississippi Valley State, 11/9/25

SEC HIGHS

Points	5, at Oklahoma, 1/4/26
Rebounds	1, (2x) Last at Ole Miss, 1/11/26
Assists	
Blocks	
Steals	
FG Made	2, at Oklahoma, 1/4/26
FG Attempted	3, at Oklahoma, 1/4/26
3PT FG Made	
3PT FG Attempted	
FT Made	1, (2x) Last at Ole Miss, 1/11/26
FT Attempted	2, at Ole Miss, 1/11/26
Minutes	5, at Ole Miss, 1/11/26

CAREER HIGHS

Points	15, vs Mississippi Valley State, 11/9/25
Rebounds	7, vs Mississippi Valley State, 11/9/25
Assists	1, (4x) Last at La Salle, 12/20/25
Blocks	1, vs Alcorn State, 11/24/25
Steals	1, (2x) Last vs Mississippi Valley State, 11/9/25
FG Made	4, vs Mississippi Valley State, 11/9/25
FG Attempted	5, vs Mississippi Valley State, 11/9/25
3-PT FG Made	
3-PT FG Attempted	1, vs Georgia State, 11/7/25
FT Made	7, vs Mississippi Valley State, 11/9/25
FT Attempted	9, vs Mississippi Valley State, 11/9/25
Minutes	15, vs Mississippi Valley State, 11/9/25

NOTEABLES

FRESHMAN (2025-26)

- Scored 15 points and collected seven rebounds, all coming in the second half against Mississippi Valley State (Nov. 9). Went 7-9 from the charity stripe.
- First season in the Maroon and White.

PERSONAL

- Played at Alief Taylor HS under Brandy Jones.
- Named First Team All-State her senior season.
- Earned First Team All-Region and All-District honors in all four of her seasons.
- Averaged 22.0 points, 11.7 rebounds, 2.7 blocks, 1.9 steals and 1.2 assists over her four-year career.
- Averaged a single-season best 26 points and 12.2 rebounds her senior season.

GRAY'S GAME-BY-GAME STATS

DATE	OPPONENT	GS	MIN	FG-FGA	FG%	3FG-3FGA	3FG%	FT-FTA	FT%	OFF-DEF	REB	PF	AST	TO	STL	BLK	PTS
Nov. 3	DAVIDSON		DNP														
Nov. 7	GEORGIA STATE		4:35	1-3	.333	0-1	.000	0-1	.000	0-3	3	1	1	1	1	0	2
Nov. 9	MISSISSIPPI VALLEY STATE		15:11	4-5	.800	0-0	.000	7-9	.778	1-6	7	2	1	3	1	0	15
Nov. 13	JACKSON STATE		2:48	0-0	.000	0-0	.000	0-0	.000	0-0	0	0	0	0	0	0	0
Nov. 20	at Texas Tech		DNP														
Nov. 24	vs Alcorn State		3:32	0-1	.000	0-1	.000	0-2	.000	1-0	1	1	1	1	0	1	0
Nov. 25	vs Middle Tennessee		DNP														
Nov. 30	ULM		2:53	0-1	.000	0-0	.000	0-0	.000	0-0	0	1	0	1	0	0	0
Dec. 4	PITT		5:26	0-2	.000	0-1	.000	0-0	.000	0-2	2	1	0	1	0	0	0
Dec. 7	CHARLOTTE		3:09	0-2	.000	0-1	.000	2-2	1.000	0-1	1	0	0	0	0	0	2
Dec. 14	SOUTHERN MISS		2:43	0-0	.000	0-0	.000	0-2	.000	0-0	0	0	0	0	0	0	0
Dec. 17	ALABAMA STATE		10:17	2-3	.667	0-1	.000	1-2	.500	1-2	3	0	0	0	1	0	5
Dec. 20	at La Salle		4:12	0-2	.000	0-1	.000	0-0	.000	0-0	0	0	1	0	0	0	0
Dec. 28	SAMFORD		DNP														
Jan. 1	AUBURN		DNP														
Jan. 4	at #8 Oklahoma		4:36	2-3	.667	0-0	.000	1-1	1.000	1-0	1	0	0	0	0	0	5
Jan. 8	#20 TENNESSEE		DNP														
Jan. 11	at #18 Ole Miss		4:42	1-2	.500	0-0	.000	1-2	.500	1-0	1	1	0	0	0	0	3
Jan. 15	#5 VANDERBILT		DNP														
Jan. 18	#7 KENTUCKY		DNP														
Jan. 25	at #23 Alabama		DNP														
Jan. 29	at #15 Tennessee		DNP														
Feb. 1	MISSOURI																
Feb. 5	at South Carolina																
Feb. 12	GEORGIA																
Feb. 16	at Arkansas																
Feb. 19	FLORIDA																
Feb. 22	at Texas																
Feb. 26	at Texas A&M																
Mar. 1	LSU																

LED TEAM IN...

Category	Number of Times	Record When
Points	-	-
Rebounds	-	-
Assists	-	-
Blocks	-	-
Steals	-	-
Minutes	-	-
3 FG Made	-	-
FT Made	-	-
Plus/Minus	1	0-1

PLAYER PRODUCTION CHART

Category	25-26	Career
10+ Points	1	1
20+ Points	-	-
30+ Points	-	-
3+ 3FG Made	-	-
5+ FT Made	1	1
5+ Assists	-	-
10+ Assists	-	-
5+ Rebounds	1	1
10+ Rebounds	-	-
3+ Blocks	-	-
3+ Steals	-	-

YEAR	TEAM	GP	GS	MIN/AVG	FG-FGA	FG%	3FG-3FGA	3FG%	FT-FTA	FT%	OFF-DEF	REB	RPG	AST	APG	TO	STL	SPG	BLK	BPG	PTS	PPG	DBL	DBL
2025-26	MSU	12	0	64/5.3	10-24	41.7	0-6	.0	12-21	57.1	5-14	19	1.6	4	0.3	7	3	0.2	1	0.1	32	2.7	0	
TOTALS		12	0	64/5.3	10-24	41.7	0-6	.0	12-21	57.1	5-14	19	1.6	4	0.3	7	3	0.2	1	0.1	32	2.7	0	



25

FAVOUR NWAEDOZI

JR. | F | 6-3 | DELTA, NIGERIA | HAKUHO GIRLS' HS | MUKOGAWA WOMEN'S UNIVERSITY (JAPAN)

SCAN OR [CLICK HERE](#) FOR FULL BIO/STATISTICS

SEASON HIGHS	SEC HIGHS	CAREER HIGHS
Points.....30, vs Samford, 12/28/25	Points.....19, at Alabama, 1/25/26	Points.....30, vs Samford, 12/28/25
Rebounds.....23, vs Southern Miss, 12/14/25	Rebounds.....21, vs Kentucky, 1/18/26	Rebounds.....23, vs Southern Miss, 12/14/25
Assists.....4, vs Jackson State, 11/13/25	Assists.....2, (2x) Last at Oklahoma, 1/4/26	Assists.....4, vs Jackson State, 11/13/25
Blocks.....2, (4x) Last vs Alcorn State, 11/24/25	Blocks.....	Blocks.....2, (4x) Last vs Alcorn State, 11/24/25
Steals.....3, vs Mississippi Valley State, 11/9/25	Steals.....2, (2x) Last at Tennessee, 1/29/26	Steals.....3, vs Mississippi Valley State, 11/9/25
FG Made.....12, vs Samford, 12/28/25	FG Made.....7, vs Vanderbilt, 1/16/26	FG Made.....12, vs Samford, 12/28/25
FG Attempted.....18, vs Samford, 12/28/25	FG Attempted.....11, (3x) Last at Tennessee, 1/29/26	FG Attempted.....18, vs Samford, 12/28/25
3-PT FG Made.....	3PT FG Made.....	3-PT FG Made.....
3-PT FG Attempted.....4, at Oklahoma, 1/4/26	3PT FG Attempted.....4, at Oklahoma, 1/4/26	3-PT FG Attempted.....4, at Oklahoma, 1/4/26
FT Made.....7, (2x) Last at Tennessee, 1/29/26	FT Made.....7, (2x) Last at Tennessee, 1/29/26	FT Made.....7, (2x) Last at Tennessee, 1/29/26
FT Attempted.....10, at Ole Miss, 1/11/26	FT Attempted.....10, at Ole Miss, 1/11/26	FT Attempted.....10, at Ole Miss, 1/11/26
Minutes.....36, vs Kentucky, 1/18/26	Minutes.....36, vs Kentucky, 1/18/26	Minutes.....36, vs Kentucky, 1/18/26

NOTEABLES

JUNIOR (2025-26)

- SEC Co-Player of the Week (Dec. 30)
- 11 points and 14 rebounds at #15 Tennessee (Jan. 29), her tenth double-double.
- Team-leading 19 points on 6-11 shooting with seven boards at #23 Alabama (Jan. 25).
- Collected 10 points and 21 rebounds in win vs #7 Kentucky, her second 20+ rebound performance of the year.
- Second-straight 14 point game on 70 percent shooting in 20 minutes vs #5 Vanderbilt (Jan. 15).
- 14 points and 11 rebounds at #18 Ole Miss, her first double-double of SEC play (Jan. 11).
- 13 points and 16 rebounds at La Salle, her sixth double-double of the season (Dec. 20).
- Collected career highs of 21 points and 23 rebounds vs Southern Miss (Dec. 14), becoming the first SEC player and third in the nation to collect a 20 point-20 rebound game.
- 18 points with 15 rebounds against Jackson State (Nov. 13).
- Collected a double-double in her MSU debut vs Davidson (Nov. 3), with 10 points and 10 rebounds.

SOPHOMORE-FRESHMAN (2023-25)

- Attended Mukogawa Women's University in Nishinomiya, Japan.
- Played for MWU's Basketball team, known as the Lavy's.
- In the 2025 spring season, she averaged 26 points and 17 rebounds per game, leading the Kensai Women's Spring Basketball Championship.

PERSONAL

- Originally from Nigeria, she moved to Japan during high school, attending Hakuho Girls' HS.
- Experienced a 14 hour time change when she moved to Starkville.

NWAEDOZI'S GAME-BY-GAME STATS

DATE	OPPONENT	GS	MIN	FG-FGA	FG%	3FG-3FGA	3FG%	FT-FTA	FT%	OFF-DEF	REB	PF	AST	TO	STL	BLK	PTS
Nov. 3	DAVIDSON	*	28:52	3-10	.300	0-0	.000	4-7	.571	7-3	10	3	0	1	2	0	10
Nov. 7	GEORGIA STATE	*	25:29	7-10	.700	0-0	.000	3-3	1.000	4-6	10	2	3	1	0	2	17
Nov. 9	MISSISSIPPI VALLEY STATE	*	19:03	3-6	.500	0-0	.000	1-4	.250	8-8	16	0	1	1	3	2	7
Nov. 13	JACKSON STATE	*	28:24	6-8	.750	0-0	.000	6-9	.667	3-12	15	3	4	4	1	1	18
Nov. 20	at Texas Tech	*	23:51	4-8	.500	0-0	.000	1-2	.500	2-7	9	4	1	2	0	2	9
Nov. 24	vs Alcorn State	*	21:58	2-4	.500	0-0	.000	0-2	.000	1-3	4	3	1	2	1	2	4
Nov. 25	vs Middle Tennessee	*	25:25	5-8	.625	0-0	.000	3-4	.750	2-4	6	4	3	2	0	0	13
Nov. 30	ULM	*	21:34	6-10	.600	0-0	.000	1-3	.333	3-4	7	3	2	2	0	0	13
Dec. 4	PITT	*	18:18	7-10	.700	0-0	.000	0-1	.000	3-4	7	0	2	0	0	2	14
Dec. 7	CHARLOTTE	*	24:17	8-13	.615	0-0	.000	0-0	.000	5-6	11	4	0	1	0	1	16
Dec. 14	SOUTHERN MISS	*	32:37	10-17	.588	0-0	.000	1-1	1.000	9-14	23	3	1	0	0	1	21
Dec. 17	ALABAMA STATE	*	16:47	8-9	.889	0-0	.000	4-5	.800	3-3	6	0	1	0	1	1	20
Dec. 20	at La Salle	*	24:56	5-9	.556	0-0	.000	3-3	1.000	6-10	16	3	3	2	1	0	13
Dec. 28	SAMFORD	*	25:46	12-18	.667	0-1	.000	6-8	.750	5-5	10	0	2	0	1	0	30
Jan. 1	AUBURN	*	24:51	3-4	.750	0-0	.000	3-3	1.000	5-8	13	4	2	1	0	0	9
Jan. 4	at #8 Oklahoma	*	32:30	1-11	.091	0-4	.000	2-2	1.000	2-5	7	3	2	2	2	0	4
Jan. 8	#20 TENNESSEE	*	13:58	0-1	.000	0-0	.000	3-4	.750	1-2	3	4	1	0	0	0	3
Jan. 11	at #18 Ole Miss	*	28:47	4-7	.571	0-0	.000	6-10	.600	5-6	11	4	1	2	0	0	14
Jan. 15	#5 VANDERBILT	*	19:59	7-10	.700	0-0	.000	0-0	.000	3-3	6	5	0	2	0	0	14
Jan. 18	#7 KENTUCKY	*	36:22	5-10	.500	0-0	.000	0-3	.000	5-16	21	1	0	2	0	0	10
Jan. 25	at #23 Alabama	*	30:52	6-11	.545	0-0	.000	7-8	.875	3-4	7	1	1	2	0	0	19
Jan. 29	at #15 Tennessee	*	35:02	2-11	.182	0-0	.000	7-8	.875	6-8	14	3	1	2	2	0	11
Feb. 1	MISSOURI																
Feb. 5	at South Carolina																
Feb. 12	GEORGIA																
Feb. 16	at Arkansas																
Feb. 19	FLORIDA																
Feb. 22	at Texas																
Feb. 26	at Texas A&M																
Mar. 1	LSU																

LED TEAM IN...										PLAYER PRODUCTION CHART									
Category	Number of Times	Record When	Category	25-26	Career	Category	25-26	Career	Category	25-26	Career	Category	25-26	Career	Category	25-26	Career	Category	25-26
Points	7	6-1	10+ Points	16	16	3+ 3FG Made	-	-	3+ Blocks	-	-	3+ Steals	1	1	Plus/Minus	2	2-0		
Rebounds	12	9-3	20+ Points	3	3														
Assists	2	1-1	30+ Points	1	1														
Blocks	5	4-1																	
Steals	2	1-1	5+ FT Made	5	5														
Minutes	3	2-1	5+ Assists	-	-														
3 FG Made	-	-	10+ Assists	-	-														
FT Made	6	4-2	5+ Rebounds	20	20														
Plus/Minus	2	2-0	10+ Rebounds	12	12														

YEAR	TEAM	GP	GS	MIN/AVG	FG-FGA	FG%	3FG-3FGA	3FG%	FT-FTA	FT%	OFF-DEF	REB	RPG	AST	APG	TO	STL	SPG	BLK	BPG	PTS	PPG	DBL	DBL
2025-26	MSU	22	22	560/25.5	114-205	55.6	0-5	.0	61-90	67.8	91-141	232	10.5	32	1.5	31	14	0.6	14	0.6	289	13.1	10	
TOTALS		22	22	560/25.5	114-205	55.6	0-5	.0	61-90	67.8	91-141	232	10.5	32	1.5	31	14	0.6	14	0.6	289	13.1	10	



33

KHARYSSA RICHARDSON

SR. | F | 6-2 | DOUGLASVILLE, GA. | NEW MANCHESTER HS | AUBURN * | OLE MISS !



SCAN OR [CLICK HERE](#) FOR FULL BIO/STATISTICS

SEASON HIGHS

Points	23, vs Kentucky, 1/18/26
Rebounds	9, (2x) Last vs Tennessee, 1/8/26
Assists	2, (3x) Last vs Alabama State, 12/17/25
Blocks	2, vs Mississippi Valley State, 11/9/25
Steals	2, vs Alcorn State, 11/24/25
FG Made	11, vs Tennessee, 1/8/26
FG Attempted	20, vs Tennessee, 1/8/26
3-PT FG Made	1, (3x) Last at Tennessee, 1/29/26
3-PT FG Attempted	2, (3x) Last vs Kentucky, 1/18/26
FT Made	7, (2x) Last at Oklahoma, 1/4/26
FT Attempted	8, at Oklahoma, 1/4/26
Minutes	32, vs Tennessee, 1/8/26

SEC HIGHS

Points	23, vs Kentucky, 1/18/26
Rebounds	16, vs Florida, 1/30/23*
Assists	2 (4x), Last vs LSU, 3/2/25!
Blocks	3, vs Florida, 1/30/23*
Steals	2, (2x) Last vs Vanderbilt, 2/26/23*
FG Made	11, vs Tennessee, 1/8/26
FG Attempted	20, vs Tennessee, 1/8/26
3PT FG Made	2, vs Tennessee, 1/28/24!
3PT FG Attempted	2, (5x) Last vs Kentucky, 1/18/26
FT Made	7, at Oklahoma, 1/4/26
FT Attempted	8, at Oklahoma, 1/4/26
Minutes	35, vs Florida, 1/30/23*

CAREER HIGHS

Points	23, vs Kentucky, 1/18/26
Rebounds	16, vs Florida, 1/30/23*
Assists	3, vs Ball State, 3/21/25!
Blocks	3, vs Florida, 1/30/23*
Steals	4, vs Alcorn State, 12/30/23!
FG Made	11, vs Tennessee, 1/8/26
FG Attempted	20, vs Tennessee, 1/8/26
3-PT FG Made	2, vs Tennessee, 1/28/24!
3-PT FG Attempted	3, vs Arkansas Pine Bluff, 11/10/24!
FT Made	7, (3x) Last at Oklahoma, 1/4/26
FT Attempted	8, at Oklahoma, 1/4/26
Minutes	35, vs Florida, 1/30/23*

NOTEABLES

SENIOR (2025-26)

- 21 points on 9-11 shooting with four rebounds at #15 Tennessee (Jan. 29).
- Scored a career-high 23 points along with seven rebounds against #7 Kentucky (Jan. 18).
- 22 points with 9 rebounds against #20 Tennessee (Jan. 8).
- Led team with 13 points vs Oklahoma (Jan. 4), where she tied career-high in FT's made.
- Scored a season-high 15 points versus Alabama State, her 20th career game in double figures (Dec. 17).
- 11 points including seven makes from the charity stripe against ULM (Nov. 30)
- Collected double-digit points for the first time as a Bulldog with 10 against Alcorn State on 50 percent shooting (Nov. 24).
- Season-high nine rebounds against Texas Tech (Nov. 20), which led the Bulldogs.
- Scored six points and collected six rebounds in MSU debut vs Davidson (Nov. 3).
- First season in the Maroon and White.
- Selected to represent Bulldogs at SEC Media Days.

PRIOR TO MSU (2022-25)

- Spent 2022-23 season at Auburn before spending last two seasons at Ole Miss.
- Averaged 7.2 and 4.2 rebounds in 27 starts at Auburn her freshman year.
- Collected career-high 16 rebounds against Florida while at Auburn.

PERSONAL

- Attended New Manchester HS
- 5A All-State Selection in 2021

RICHARDSON'S GAME-BY-GAME STATS

DATE	OPPONENT	GS	MIN	FG-FGA	FG%	3FG-3FGA	3FG%	FT-FTA	FT%	OFF-DEF	REB	PF	AST	TO	STL	BLK	PTS
Nov. 3	DAVIDSON	*	29:10	2-9	.222	0-0	.000	2-2	1.000	1-5	6	3	0	3	1	0	6
Nov. 7	GEORGIA STATE	*	22:55	2-6	.333	0-0	.000	2-4	.500	0-3	3	2	2	1	1	1	6
Nov. 9	MISSISSIPPI VALLEY STATE	*	19:15	3-7	.429	0-1	.000	2-2	1.000	0-2	2	1	1	0	0	2	8
Nov. 13	JACKSON STATE	*	18:24	1-5	.200	0-0	.000	0-0	.000	1-5	6	2	1	2	1	0	2
Nov. 20	at Texas Tech		24:44	1-5	.200	0-0	.000	1-2	.500	1-8	9	3	0	3	0	1	3
Nov. 24	vs Alcorn State		23:59	3-6	.500	0-0	.000	4-4	1.000	0-3	3	2	1	2	2	0	10
Nov. 25	vs Middle Tennessee		16:06	2-7	.286	0-0	.000	1-1	1.000	0-3	3	4	0	1	1	0	5
Nov. 30	ULM		19:30	2-6	.333	0-0	.000	7-7	1.000	3-1	4	1	1	2	0	1	11
Dec. 4	PITT		20:26	2-7	.286	0-0	.000	0-0	.000	0-5	5	1	2	0	0	0	4
Dec. 7	CHARLOTTE		12:34	2-3	.667	0-0	.000	0-2	.000	0-3	3	2	0	2	1	0	4
Dec. 14	SOUTHERN MISS		DNP														
Dec. 17	ALABAMA STATE		19:08	4-11	.364	1-2	.500	6-7	.857	2-3	5	2	2	1	0	1	15
Dec. 20	at La Salle		18:02	2-4	.500	0-1	.000	1-2	.500	0-7	7	1	1	0	0	0	5
Dec. 28	SAMFORD		21:16	2-8	.250	0-0	.000	5-6	.833	0-0	0	2	0	1	0	2	9
Jan. 1	AUBURN		20:26	2-5	.400	0-0	.000	2-2	1.000	2-4	6	1	0	1	0	0	6
Jan. 4	at #8 Oklahoma		25:20	3-8	.375	0-1	.000	7-8	.875	3-2	5	0	0	3	1	0	13
Jan. 8	#20 TENNESSEE	*	31:39	11-20	.550	0-1	.000	0-0	.000	4-5	9	2	0	1	1	0	22
Jan. 11	at #18 Ole Miss	*	16:55	0-3	.000	0-1	.000	0-0	.000	0-1	1	4	0	1	0	0	0
Jan. 15	#5 VANDERBILT	*	27:04	5-11	.455	1-2	.500	2-2	1.000	3-1	4	2	0	0	1	0	13
Jan. 18	#7 KENTUCKY	*	30:44	9-13	.692	1-2	.500	4-6	.667	1-6	7	1	0	2	0	1	23
Jan. 25	at #23 Alabama	*	19:34	1-4	.250	0-0	.000	0-0	.000	0-2	2	4	0	3	0	0	2
Jan. 29	at #15 Tennessee	*	28:41	9-11	.818	1-1	1.000	2-4	.500	0-4	4	1	1	6	1	1	21
Feb. 1	MISSOURI																
Feb. 5	at South Carolina																
Feb. 12	GEORGIA																
Feb. 16	at Arkansas																
Feb. 19	FLORIDA																
Feb. 22	at Texas																
Feb. 26	at Texas A&M																
Mar. 1	LSU																

LED TEAM IN...

Category	Number of Times	Record When
Points	4	2-2
Rebounds	1	1-0
Assists	-	-
Blocks	-	-
Steals	1	1-0
Minutes	-	-
3 FG Made	-	-
FT Made	3	2-1
Plus/Minus	1	1-0

PLAYER PRODUCTION CHART

Category	22-23*	23-24!	24-25!	25-26	Career
10+ Points	8	6	3	8	25
20+ Points	-	1	-	3	4
30+ Points	-	-	-	-	-
3+ 3FG Made	-	-	-	-	-
5+ FT Made	1	1	-	2	4
5+ Assists	-	-	-	-	-
10+ Assists	-	-	-	-	-
5+ Rebounds	14	5	1	9	29
10+ Rebounds	1	-	1	-	2
3+ Blocks	1	-	-	-	1
3+ Steals	1	2	-	-	3

YEAR	TEAM	GP	GS	MIN/AVG	FG-FGA	FG%	3FG-3FGA	3FG%	FT-FTA	FT%	OFF-DEF	REB	RPG	AST	APG	TO	STL	SPG	BLK	BPG	PTS	PPG	DBL	DBL
2022-23*	AU	28	27	597/21.3	79-182	43.4	0-8	.0	43-55	78.2	54-77	131	4.7	7	0.2	37	25	0.9	24	0.9	201	7.2	1	
2023-24*	OM	33	6	523/15.8	70-159	44.0	8-16	50.0	45-65	69.2	26-75	101	3.1	15	0.5	50	18	0.5	16	0.5	193	5.8	0	
2024-25*	OM	29	1	289/10.0	39-98	39.8	4-15	26.7	24-31	77.4	13-31	44	1.5	11	0.4	28	5	0.2	9	0.3	106	3.7	0	
2025-26	MSU	21	10	466/22.2	68-159	42.8	4-12	33.3	48-61	78.7	21-73	94	4.5	12	0.6	35	11	0.5	10	0.5	188	9.0	0	
TOTALS		111	44	1874/16.9	256-598	42.8	16-51	31.4	160-212	75.5	114-256	370	3.3	45	0.4	150	59	0.5	59	0.5	688	6.2	1	



40

MADISON FRANCIS

FR. | F | 6-2 | LANCASTER, N.Y. | LANCASTER CENTRAL HS



SCAN OR [CLICK HERE](#) FOR FULL BIO/STATISTICS

SEASON HIGHS

Points	30, vs Alabama State, 12/17/25
Rebounds	13, (3x) Last vs Tennessee, 1/8/26
Assists	4, vs Alcorn State, 11/24/25
Blocks	7, vs Charlotte, 12/7/25
Steals	3, (3x) Last vs Alabama State, 12/17/25
FG Made	12, vs Alabama State, 12/17/25
FG Attempted	18, vs Tennessee, 1/8/26
3-PT FG Made	2, vs Alabama State, 12/17/25
3-PT FG Attempted	4, (2x) Last at Oklahoma, 1/4/26
FT Made	10, vs Tennessee, 1/8/26
FT Attempted	10, vs Tennessee, 1/8/26
Minutes	39, vs Tennessee, 1/8/26

SEC HIGHS

Points	22, vs Tennessee, 1/8/26
Rebounds	13, (2x) Last vs Tennessee, 1/8/26
Assists	2, vs Vanderbilt, 1/16/26
Blocks	6, vs Kentucky, 1/18/26
Steals	2, at Ole Miss, 1/11/26
FG Made	6, (3x) Last vs Vanderbilt, 1/16/26
FG Attempted	18, vs Tennessee, 1/8/26
3PT FG Made	
3PT FG Attempted	4, at Oklahoma, 1/4/26
FT Made	10, vs Tennessee, 1/8/26
FT Attempted	10, vs Tennessee, 1/8/26
Minutes	39, vs Tennessee, 1/8/26

CAREER HIGHS

Points	30, vs Alabama State, 12/17/25
Rebounds	13, (3x) Last vs Tennessee, 1/8/26
Assists	4, vs Alcorn State, 11/24/25
Blocks	7, vs Charlotte, 12/7/25
Steals	3, (3x) Last vs Alabama State, 12/17/25
FG Made	12, vs Alabama State, 12/17/25
FG Attempted	18, vs Tennessee, 1/8/26
3-PT FG Made	2, vs Alabama State, 12/17/25
3-PT FG Attempted	4, (2x) Last at Oklahoma, 1/4/26
FT Made	10, vs Tennessee, 1/8/26
FT Attempted	10, vs Tennessee, 1/8/26
Minutes	39, vs Tennessee, 1/8/26

NOTEABLES

FRESHMAN (2025-26)

- Tamika Catchings USBWA National Freshman of the Week (Dec. 2).
- 12 points and 10 rebounds in win against #15 Tennessee (Jan. 18).
- 16 points and eight rebounds at #23 Alabama (Jan. 25).
- Seven points, six rebounds and six blocks vs #7 Kentucky (Jan. 18).
- Team-leading 15 points on 60 percent shooting with eight rebounds against #5 Vanderbilt (Jan. 16).
- 15 points, seven rebounds and three blocks at #18 Ole Miss (Jan. 11).
- Secured SEC-highs of 22 points and 13 rebounds, along with four blocks vs #20 Tennessee (Jan. 8).
- Fourth double-double in SEC debut with 12 points and season-high 13 rebounds vs Auburn (Jan. 1).
- Joined the likes of LaToya Thomas, Victoria Vivians and Rickea Jackson as Bulldog freshmen to score 30+ with a 30-point double-double against Alabama State (Dec. 17).
- 14 points, seven boards and seven blocks vs Charlotte (Dec. 7).

PERSONAL

- Played four seasons at Lancaster HS under head coach Jayson Jaskier.
- Averaged 24.8 points, 12.6 rebounds, 4.5 steals, 3.6 assists and 3.0 blocks throughout her HS career.
- Collected over 2000 points and 1000 rebounds.
- Won Gold with 2024 USA Women's USA U18 National Team at 2024 Fiba U18 AmeriCup.
- One of 12 HS players to be elected to play in the 2025 USA Women's Nike Hoop Summit.
- Selected to participate in the 2025 USA Basketball U19 National Team Trials.

FRANCIS' GAME-BY-GAME STATS

DATE	OPPONENT	GS	MIN	FG-FGA	FG%	3FG-3FGA	3FG%	FT-FTA	FT%	OFF-DEF	REB	PF	AST	TO	STL	BLK	PTS
Nov. 3	DAVIDSON		31:09	3-8	.375	0-1	.000	2-4	.500	1-3	4	3	1	3	0	6	8
Nov. 7	GEORGIA STATE		22:13	4-10	.400	0-2	.000	2-3	.667	4-2	6	3	1	4	0	1	10
Nov. 9	MISSISSIPPI VALLEY STATE		24:25	7-12	.583	1-4	.250	2-2	1.000	4-4	8	0	3	2	2	5	17
Nov. 13	JACKSON STATE		29:51	5-9	.556	0-3	.000	1-2	.500	1-1	2	4	1	1	3	3	11
Nov. 20	at Texas Tech	*	23:09	5-12	.417	0-2	.000	0-1	.000	0-4	4	5	0	3	0	1	10
Nov. 24	vs Alcorn State	*	30:31	4-6	.667	1-3	.333	6-6	1.000	2-4	6	2	4	3	3	1	15
Nov. 25	vs Middle Tennessee	*	32:32	7-11	.636	1-2	.500	2-2	1.000	3-3	6	4	3	0	1	6	17
Nov. 30	ULM	*	36:03	3-10	.300	0-1	.000	2-2	1.000	8-5	13	2	2	5	2	3	8
Dec. 4	PITT	*	29:24	4-10	.400	0-1	.000	2-4	.500	3-7	10	1	2	2	2	2	10
Dec. 7	CHARLOTTE	*	32:27	5-11	.455	0-3	.000	4-6	.667	3-4	7	1	1	2	1	7	14
Dec. 14	SOUTHERN MISS	*	25:26	2-11	.182	0-0	.000	3-4	.750	3-2	5	2	0	1	1	1	7
Dec. 17	ALABAMA STATE	*	30:13	12-16	.750	2-3	.667	4-6	.667	6-4	10	1	2	2	3	4	30
Dec. 20	at La Salle	*	14:02	1-3	.333	0-0	.000	2-2	1.000	1-1	2	1	2	1	2	1	4
Dec. 28	SAMFORD	*	25:38	10-14	.714	1-3	.333	2-3	.667	6-5	11	0	1	1	1	4	23
Jan. 1	AUBURN	*	30:08	4-9	.444	0-1	.000	4-4	1.000	5-8	13	3	0	2	0	0	12
Jan. 4	at #8 Oklahoma	*	19:59	1-9	.111	0-4	.000	1-2	.500	3-4	7	5	0	2	0	3	3
Jan. 8	#20 TENNESSEE	*	38:42	6-18	.333	0-1	.000	10-10	1.000	7-6	13	0	1	2	1	4	22
Jan. 11	at #18 Ole Miss	*	33:39	6-17	.353	0-0	.000	3-6	.500	3-4	7	2	1	3	2	3	15
Jan. 15	#5 VANDERBILT	*	35:55	6-10	.600	0-1	.000	3-5	.600	4-4	8	3	2	3	0	0	15
Jan. 18	#7 KENTUCKY	*	30:56	3-12	.250	0-3	.000	1-2	.500	1-5	6	3	1	1	0	6	7
Jan. 25	at #23 Alabama	*	35:54	7-17	.412	1-2	.500	1-3	.333	2-6	8	4	2	6	7	1	16
Jan. 29	at #15 Tennessee	*	34:47	5-6	.833	1-1	1.000	1-2	.500	2-8	10	4	3	3	1	2	12
Feb. 1	MISSOURI																
Feb. 5	at South Carolina																
Feb. 12	GEORGIA																
Feb. 16	at Arkansas																
Feb. 19	FLORIDA																
Feb. 22	at Texas																
Feb. 26	at Texas A&M																
Mar. 1	LSU																

LED TEAM IN...

Category	Number of Times	Record When
Points	5	3-2
Rebounds	8	5-3
Assists	1	1-0
Blocks	16	12-4
Steals	8	6-2
Minutes	6	4-2
3 FG Made	2	2-0
FT Made	4	3-1
Plus/Minus	2	2-0

PLAYER PRODUCTION CHART

Category	25-26	Career
10+ Points	15	15
20+ Points	3	3
30+ Points	1	1
3+ 3FG Made	-	-
5+ FT Made	2	2
5+ Assists	-	-
10+ Assists	-	-
5+ Rebounds	17	17
10+ Rebounds	7	7
3+ Blocks	12	12
3+ Steals	4	4

YEAR	TEAM	GP	GS	MIN/AVG	FG-FGA	FG%	3FG-3FGA	3FG%	FT-FTA	FT%	OFF-DEF	REB	RPG	AST	APG	TO	STL	SPG	BLK	BPG	PTS	PPG	DBL	DBL
2025-26	MSU	22	18	647/29.4	110-241	45.6	8-41	19.5	58-81	71.6	72-94	166	7.5	33	1.5	52	32	1.5	64	2.9	286	13.0	6	
TOTALS		22	18	647/29.4	110-241	45.6	8-41	19.5	58-81	71.6	72-94	166	7.5	33	1.5	52	32	1.5	64	2.9	286	13.0	6	



85

MELISSA GUILLET

FR. | G | 6-1 | LA ROCHE-SUR-YON, FRANCIE | LYCEE MARCELIN BERTHELOT



SCAN OR [CLICK HERE](#) FOR FULL BIO/STATISTICS

SEASON HIGHS

Points	
Rebounds	
Assists	1, at Alabama, 1/25/26
Blocks	
Steals	1, at Tennessee, 1/29/26
FG Made	
FG Attempted	3, at Tennessee, 1/29/26
3-PT FG Made	
3-PT FG Attempted	1, at Tennessee, 1/29/26
FT Made	
FT Attempted	
Minutes	7, at Tennessee, 1/29/26

SEC HIGHS

Points	
Rebounds	
Assists	1, at Alabama, 1/25/26
Blocks	
Steals	1, at Tennessee, 1/29/26
FG Made	
FG Attempted	3, at Tennessee, 1/29/26
3-PT FG Made	
3-PT FG Attempted	1, at Tennessee, 1/29/26
FT Made	
FT Attempted	
Minutes	7, at Tennessee, 1/29/26

CAREER HIGHS

Points	
Rebounds	
Assists	1, at Alabama, 1/25/26
Blocks	
Steals	1, at Tennessee, 1/29/26
FG Made	
FG Attempted	3, at Tennessee, 1/29/26
3-PT FG Made	
3-PT FG Attempted	1, at Tennessee, 1/29/26
FT Made	
FT Attempted	
Minutes	7, at Tennessee, 1/29/26

NOTEABLES

FRESHMAN (2025-26)

- Made her MSU debut 48 hours after moving to the United States vs #7 Kentucky.
- Joined the program midway through January, prior to State's matchup with #7 Kentucky on January 18.

PERSONAL (2025-26)

- Played the last two seasons for Basket Club La Tronche Meylan.
- Was averaging 7.0 points and 2.6 rebounds during the current season before signing with Mississippi State.
- Competed in the 2024 FIBA U18 and 2022 FIBA U16 Women's European Championships, guiding Team France to the Championship in each of those.
- In the 2024 edition of the U18's, Guillet averaged 7.4 points and 1.6 rebounds.

GUILLET'S GAME-BY-GAME STATS

DATE	OPPONENT	GS	MIN	FG-FGA	FG%	3FG-3FGA	3FG%	FT-FTA	FT%	OFF-DEF	REB	PF	AST	TO	STL	BLK	PTS
Nov. 3	DAVIDSON		DNP														
Nov. 7	GEORGIA STATE		DNP														
Nov. 9	MISSISSIPPI VALLEY STATE		DNP														
Nov. 13	JACKSON STATE		DNP														
Nov. 20	at Texas Tech		DNP														
Nov. 24	vs Alcorn State		DNP														
Nov. 25	vs Middle Tennessee		DNP														
Nov. 30	ULM		DNP														
Dec. 4	PITT		DNP														
Dec. 7	CHARLOTTE		DNP														
Dec. 14	SOUTHERN MISS		DNP														
Dec. 17	ALABAMA STATE		DNP														
Dec. 20	at La Salle		DNP														
Dec. 28	SAMFORD		DNP														
Jan. 1	AUBURN		DNP														
Jan. 4	at #8 Oklahoma		DNP														
Jan. 8	#20 TENNESSEE		DNP														
Jan. 11	at #18 Ole Miss		DNP														
Jan. 15	#5 VANDERBILT		DNP														
Jan. 18	#7 KENTUCKY	0:53		0-0	.000	0-0	.000	0-0	.000	0-0	0	0	0	0	0	0	0
Jan. 25	at #23 Alabama	3:33		0-0	.000	0-0	.000	0-0	.000	0-0	0	0	1	0	0	0	0
Jan. 29	at #15 Tennessee	6:40		0-3	.000	0-1	.000	0-0	.000	0-0	0	0	0	0	1	0	0
Feb. 1	MISSOURI																
Feb. 5	at South Carolina																
Feb. 12	GEORGIA																
Feb. 16	at Arkansas																
Feb. 19	FLORIDA																
Feb. 22	at Texas																
Feb. 26	at Texas A&M																
Mar. 1	LSU																

LED TEAM IN...

Category	Number of Times	Record When
Points	-	-
Rebounds	-	-
Assists	-	-
Blocks	-	-
Steals	-	-
Minutes	-	-
3 FG Made	-	-
FT Made	-	-
Plus/Minus	-	-

PLAYER PRODUCTION CHART

Category	25-26	Career
10+ Points	-	-
20+ Points	-	-
30+ Points	-	-
3+ 3FG Made	-	-
5+ FT Made	-	-
5+ Assists	-	-
10+ Assists	-	-
5+ Rebounds	-	-
10+ Rebounds	-	-
3+ Blocks	-	-
3+ Steals	-	-

YEAR	TEAM	GP	GS	MIN/AVG	FG-FGA	FG%	3FG-3FGA	3FG%	FT-FTA	FT%	OFF-DEF	REB	RPG	AST	APG	TO	STL	SPG	BLK	BPG	PTS	PPG	DBL	DBL
2025-26	MSU	3	0	11/3.7	0-3	.0	0-1	.0	0-0	.0	0-0	0	0.0	1	0.3	0	1	0.3	0	0.0	0	0.0	0	
TOTALS		3	0	11/3.7	0-3	.0	0-1	.0	0-0	.0	0-0	0	0.0	1	0.3	0	1	0.3	0	0.0	0	0.0	0	

2025-26 TV/RADIO ROSTER



SANIYAH KING
So. | G | 5-7 | Washington, D.C.
Howard



DESTINEY MCPHAUL
R-Sr. | G | 5-9 | Philadelphia, Pa.
Northwest Florida State College/Temple



TRAYANNA CRISP
Sr. | G | 5-8 | Goodyear, Ariz.
Arizona State/North Carolina



CHANDLER PRATER
Gr. | G/F | 5-10 | Kansas City, Mo.
Oklahoma State/Kansas



AWA FANE
Jr. | G/F | 5-8 | Thies, Senegal
Panola College



JAYLAH LAMPLEY
Fr. | G | 6-1 | Fishers, Ind.
Lawrence Central HS



ROCÍO JIMÉNEZ
R-Fr. | C | 6-7 | Elías Piña, Dominican Republic
Central Pointe Christian Academy



NATALIYAH GRAY
Fr. | F | 6-3 | Houston, Texas
Alief Taylor HS



FAVOUR NWAEDOZI
Jr. | F | 6-3 | Delta, Nigeria
Mukogawa Women's University (Japan)



KHARYSSA RICHARDSON
Sr. | F | 6-2 | Douglasville, Ga.
Auburn/Ole Miss



MADISON FRANCIS
Fr. | F | 6-2 | Lancaster, N.Y.
Lancaster Central HS



MELISSA GUILLET
Fr. | G | 6-1 | La Roche-sur-Yon, France
Lycee Marcelin Berthelot



SAM PURCELL
Head Coach
Fourth Season



FRED CASTRO
Associate Head Coach
Second Season



ANITA HOWARD
Assistant Coach
Second Season
















SAMANTHA WILLIAMS
Assistant Coach
Second Season



TONY DUKES
Assistant Coach/Scouting
Third Season

TV/RADIO CHART

1		SANIYAH KING Guard 5-7 So. Washington, D.C. Bishop Ireton HS Howard	GP-GS	PPG	RPG	APG	FG%	3FG%	FT%	SPG	MPG	<ul style="list-style-type: none"> Six points at #23 Alabama (Jan. 25). Season-high 13 against #5 Vanderbilt, her first game in double-figures this season (Jan. 15). Eight points and season-high four assists vs Pitt (Dec. 4), including a pair of threes.
		2025-26	17-0	3.0	1.5	1.2	31.0	20.8	90.9	0.5	16.0	
		CAREER	49-31	8.6	2.5	3.4	35.4	31.5	76.3	1.2	26.6	
2		DESTINEY MCPHAUL Guard 5-9 R-Sr. Philadelphia, Pa. West Catholic HS Temple Northwest Florida State CC	GP-GS	PPG	RPG	APG	FG%	3FG%	FT%	SPG	MPG	<ul style="list-style-type: none"> Nine points, six boards and five dimes at #15 Tenn. (Jan. 29). 12 points, four assists and two steals at #18 Ole Miss (Jan. 11) 16 points, 10 assists and six steals vs La Salle, her first career double double (Dec. 20). Career-high 22 points on 61.5 percent shooting vs Pitt (Dec. 4).
		2025-26	22-22	11.0	2.6	3.9	45.9	33.0	76.6	1.7	29.5	
		CAREER	53-23	9.3	2.7	3.1	46.3	35.1	79.8	1.4	25.3	
4		TRAYANNA CRISP Guard 5-8 Sr. Goodyear, Ariz. Millennium HS Arizona State North Carolina	GP-GS	PPG	RPG	APG	FG%	3FG%	FT%	SPG	MPG	<ul style="list-style-type: none"> Made a three in 20 of 22 games. 15 points, five boards and three steals at #15 Tenn. (Jan. 29). 16 points on 80 percent shooting from deep, where she hit a season-high four three's vs #7 Kentucky (Jan. 18). Season-high 17 points in SEC Debut vs Auburn (Jan. 1).
		2025-26	21-21	9.0	2.2	2.7	40.5	38.7	87.2	1.0	27.8	
		CAREER	108-57	8.1	2.2	1.8	37.8	31.4	78.1	0.9	24.5	
5		CHANDLER PRATER Guard/Forward 5-10 Gr. Kansas City, Mo. North Kansas City HS Kansas Oklahoma State	GP-GS	PPG	RPG	APG	FG%	3FG%	FT%	SPG	MPG	<ul style="list-style-type: none"> Nine points on 4-5 shooting vs #7 Kentucky (Jan. 18) 15 points on 75% shooting from beyond the arch vs. Ole Miss. Became first Dawg since Teaira McCowan to get 5 straight double doubles with 10 points and 10 rebounds vs Samford (Dec. 28) Scored a career-high 25 points vs Mississippi Valley (Nov. 9)
		2025-26	21-16	9.2	6.0	2.1	46.0	40.4	88.1	1.2	22.6	
		CAREER	146-64	7.4	4.7	1.7	46.0	40.4	88.1	1.2	22.6	
8		AWA FANE Guard 5-8 Jr. Thies, Senegal Life Preparatory Academy (Kan.) Panola College	GP-GS	PPG	RPG	APG	FG%	3FG%	FT%	SPG	MPG	<ul style="list-style-type: none"> Scored first SEC points with three vs #20 Tennessee (Jan. 8). Six points in 12 minutes vs Samford (Dec. 28). Three steals vs Alabama State (Dec. 17). Knocked down a trio of three-pointers in the second quarter against Georgia State (Nov. 7). Finished with 11 points.
		2025-26	16-0	2.8	0.8	0.6	40.0	44.4	71.4	0.4	9.4	
		CAREER	16-0	2.8	0.8	0.6	40.0	44.4	71.4	0.4	9.4	
10		JAYLAH LAMPLEY Guard 6-1 Fr. Fishers, Ind. Lawrence Central HS	GP-GS	PPG	RPG	APG	FG%	3FG%	FT%	SPG	MPG	<ul style="list-style-type: none"> Seven points last time out at #15 Tennessee (Jan. 29). SEC-High 14 points on 6-9 FGs vs #23 Alabama (Jan. 25). 11 points in SEC Debut vs Auburn (Jan. 1) First double-double with season-high 24 points on 10-12 shooting and 10 rebounds vs Samford. Named SEC FOTW.
		2025-26	22-1	9.3	5.0	1.0	52.8	39.2	53.1	0.8	20.9	
		CAREER	22-1	9.3	5.0	1.0	52.8	39.2	53.1	0.8	20.9	
13		ROCÍO JIMÉNEZ Center 6-7 R-Sr. Elias Piña, Dominican Republic Central Pointe Christian Academy	GP-GS	PPG	RPG	APG	FG%	3FG%	FT%	BPG	MPG	<ul style="list-style-type: none"> Scored first career points against Mississippi Valley (Nov. 9) after earning nine points and three rebounds in five minutes. Redshirted first two seasons due to an injury sustained prior to Mississippi State. Reclassified to join the program in December of 2023.
		2025-26	9-0	1.2	0.8	0	41.7	.000	25.0	0.3	2.4	
		CAREER	9-0	1.2	0.8	0	41.7	.000	25.0	0.3	2.4	
22		NATALIYAH GRAY Forward 6-3 Fr. Houston, Texas Alief Taylor HS	GP-GS	PPG	RPG	APG	FG%	3FG%	FT%	BPG	MPG	<ul style="list-style-type: none"> Five points in five minutes at #8 Oklahoma (Jan. 4) Scored 15 points and collected seven rebounds, all in the second half against Mississippi Valley (Nov. 9). 91st ranked recruit in the 2025 class according to ESPN. Averaged 22.0 points, 11.7 rebounds & 2.7 blocks in HS career.
		2025-26	12-0	2.7	1.6	0.3	41.7	.000	57.1	0.1	5.3	
		CAREER	12-0	2.7	1.6	0.3	41.7	.000	57.1	0.1	5.3	
25		FAVOUR NWAEDOZI Forward 6-3 Jr. Delta, Nigeria Hakuho Girls' HS (Japan) Mukogawa Women's University (Japan)	GP-GS	PPG	RPG	APG	FG%	3FG%	FT%	BPG	MPG	<ul style="list-style-type: none"> 11 points and 14 rebounds (7-8 FT) at #18 Tennessee (Jan. 29). 10 points and 21 rebounds, her second 20 rebound performance vs Kentucky (Jan. 18). Career-high 30 points and 10 rebounds vs Samford (Dec. 28). SEC Co-Player of the Week (Dec. 30).
		2025-26	22-22	13.1	10.5	1.5	55.6	.000	67.8	0.6	25.5	
		CAREER	22-22	13.1	10.5	1.5	55.6	.000	67.8	0.6	25.5	
33		KHARYSSA RICHARDSON Forward 6-2 Sr. Douglasville, Ga. New Manchester HS Auburn Ole Miss	GP-GS	PPG	RPG	APG	FG%	3FG%	FT%	BPG	MPG	<ul style="list-style-type: none"> Three of four career 20+ performances have come this year. 21 points (9-11 FG) and four rebounds at #15 Tenn. (Jan. 29). Career-high 23 on 69% from the floor vs #7 Kentucky (Jan. 18). 13 points and four boards vs #5 Vanderbilt (Jan. 15). 22 points and nine rebounds vs Tennessee (Jan. 8).
		2025-26	21-10	9.0	4.5	0.6	42.8	33.3	78.7	0.5	22.22	
		CAREER	111-44	6.2	3.3	0.4	42.8	31.4	75.5	0.5	16.9	
40		MADISON FRANCIS Forward 6-2 Fr. Lancaster, N.Y. Lancaster Central HS	GP-GS	PPG	RPG	APG	FG%	3FG%	FT%	BPG	MPG	<ul style="list-style-type: none"> 12 points and 10 boards in win at #15 Tennessee (Jan. 29). 16 points, 8 rebounds and 7 steals at #23 Alabama (Jan. 25). 2.9 BPG leads the SEC and is third in the nation. 22 points, 13 rebounds and four blocks vs Tennessee (Jan. 8). Tamika Catchings USBWA Freshman of the Week (Dec. 2)
		2025-26	22-18	13.0	7.5	1.5	45.6	19.5	71.6	2.9	29.4	
		CAREER	22-18	13.0	7.5	1.5	45.6	19.5	71.6	2.9	29.4	
85		MELISSA GUILLET Guard 6-1 Fr. La Roche-sur-Yon, France Lycee Marcelin Berthelot	GP-GS	PPG	RPG	APG	FG%	3FG%	FT%	BPG	MPG	<ul style="list-style-type: none"> Made MSU debut vs #7 Kentucky 48 hours after arriving in US. Played last two seasons for Basket Clu La Tronche Meylan in France, was averaging 7 points and 2.6 rebounds this season. Won Gold with Team France in 2024 FIBA U18 and 2022 FIBA U16 Women's European Championships.
		2025-26	3-0	0.0	0.0	0.3	.000	.000	.000	0.0	3.7	
		CAREER	3-0	0.0	0.0	0.3	.000	.000	.000	0.0	3.7	
HC		SAM PURCELL Head Coach 4th Season MSU Record: 83-41 (27-29 SEC) ALMA MATER: Auburn	<ul style="list-style-type: none"> Entering 25-26, has won more overall games (67) and SEC games (24) than any head coach throughout their first three seasons in Bulldog history. Signed the program's second-best signing class when him and his staff inked Lampley, Francis and Gray, resulting in the 10th-ranked signing class. (2019 - 6th ranked class) Only coach to bring Mississippi State to at least one NCAA Tournament in first three seasons: He's done so twice. (2023, 2025). 									