

MISSISSIPPI STATE

WOMEN'S BASKETBALL

86 ALL-SEC HONORS | 61 ALL-AMERICAN HONORS | 13 NCAA TOURNAMENT APPEARANCES | 5 SWEET SIXTEENS | 2 NCAA FINAL FOURS | 3 SEC CHAMPIONSHIPS

2025-26 SCHEDULE

RECORD	18-8
NON-CONFERENCE	13-1
SEC	5-7
HOME	13-3
AWAY	3-5
NEUTRAL	2-0

DATE	MSU	OPP	OPPONENT	TV	TIME/RESULT
NOVEMBER (7-1)					
N3	-	-	Davidson	SECN+	W, 66-57
N7	-	-	Georgia State	SECN+	W, 88-62
N9	-	-	MS Valley State	SECN+	W, 107-43
N13	-	-	Jackson State	SECN+	W, 82-55
N20	-	-	at Texas Tech	ESPN+	L, 62-69
N24	-	-	vs Alcorn State!	Flo Sports	W, 65-51
N25	-	-	vs Middle Tenn!	Flo Sports	W, 69-47
N30	-	-	ULM	SECN+	W, 66-54
DECEMBER (6-0)					
D4	-	-	Pitt^	SECN	W, 79-44
D7	-	-	Charlotte	SECN+	W, 89-59
D14	-	-	Southern Miss	SECN+	W, 87-64
D17	-	-	Alabama State	SECN+	W, 105-57
D20	-	-	at La Salle	ESPN+	W, 85-37
D28	-	-	Samford	SECN+	W, 112-54
JANUARY (3-5)					
J1	-	-	Auburn*	SECN+	W, 75-53
J4	-	8/9	at Oklahoma*	SECN+	L, 47-95
J8	-	20/22	Tennessee*	SECN+	L, 80-90
J11	-	18/17	at Ole Miss*	SECN	L, 68-93
J15	-	5/5	Vanderbilt*	SECN	L, 84-89
J18	-	7/9	Kentucky*	SECN+	W, 71-59
J25	-/RV	23/23	at Alabama*	SECN+	L, 78-85
J29	-	15/15	at Tennessee*	SECN+	W, 77-62
FEBRUARY (2-2)					
F1	-	-	Missouri*	SECN+	L, 80-88
F5	-	3/3	at South Carolina*	SECN	L, 45-88
F12	-	RV/RV	Georgia*	SECN+	W, 85-71
F16	-	-	at Arkansas*	SECN	W, 75-66
F19	-	-	Florida*	SECN+	6:30 p.m.
F22	-	4/4	at Texas*	SECN	1 p.m.
F26	-	-	at Texas A&M*	SECN+	7 p.m.
MARCH					
M1	-	6/5	LSU*	SECN	3 p.m.
M4-8	-	-	2025 SEC Tournament	Greeneville, S.C.	

All Times CT | Rankings listed reflect date of game (AP/USA TODAY)
* - SEC game | ^ - ACC/SEC Challenge | ! - Emerald Coast Classic

All games on ESPN networks (ESPN, ESPN2, ESPNU, and SECN) are also available through the ESPN App or ESPN.com/watch.

SERIES HISTORY

OVERALL	Tied, 28-28
STREAK	L2
IN STARKVILLE	MSU leads 15-10
LAST MEETING	L, 66-69, Gainesville, Fla., 2/6/25
LAST 10 MEETINGS	State leads 7-3
UNDER PURCELL	Tied, 2-2

6

Madison Francis has collected six or more blocks in four games this season, making her the only player in the country to have four or more 6+ block games.

GAME 27 | FEB. 19, 2026 | 6:30 P.M. CT | STARKVILLE, MISS. | HUMPHREY COLISEUM



VS



MISSISSIPPI STATE BULLDOGS (18-8, 5-7 SEC)

In The Polls - AP: N/A | USA Today Coaches' Poll: N/A
NET Ranking: 35
Last Game: W, at Arkansas, 75-66 (2/16/26)
Streak: W2
Head Coach: Sam Purcell
Record at MSU: 85-43 (Fourth Season)
Career Record: SAME

FLORIDA GATORS (15-12, 3-9 SEC)

In The Polls - AP: N/A | USA Today Coaches' Poll: N/A
NET Ranking: 52
Last Game: L, at #10 Oklahoma, 57-80 (2/12/26)
Streak: L1
Head Coach: Kelly Rae Finley
Record at UF: 90-72 (Fifth Season)
Career Record: SAME

HOW TO FOLLOW THE DAWGS

WATCH: SECN+

PxP - Bart Gregory
Analyst - Cody Blaszcak

LISTEN: Hail State On-Demand

Online - HailState.com
Radio - Starkville - 96.1
PxP - Jason Crowder
Analyst - Amy Pryor

LIVE STATS: Stat Broadcast

Online - msu.statbroadcast.com

SOCIAL MEDIA

@HailStateWBK

TIPPING IT OFF

LAST TIME OUT

- Mississippi State won their second consecutive game after earning a road victory over the Arkansas Razorbacks, 75-66.
- Jaylah Lampley led the Bulldog offense in her third start of the season, scoring 16 points at a 60 percent clip from the floor and from distance, while recording nine rebounds.
- Madison Francis and Favour Nwaedozi added 13 points. Francis knocked down a trio of triples, tying a career-high. Nwaedozi earned her 12th double-double with 10 rebounds.
- Trayanna Crisp added 11 points alongside five assists.
- Four Bulldogs hit three three-pointers (Lampley, Crisp, Francis and Awa Fane) marking the first time in AT LEAST 20 seasons that State had four or more players knock down 3+ three-pointers in a single game.
- As a team, State hit 14 threes at 43.8 percent, which marked a season-high.

SCOUTING THE OPPONENT

- The Gators are led by the trio of Liv McGill (22.5 ppg, 6.2 rpg, 6.0 apg), Me'arah O'Neal (14.1 ppg, 6.9 rpg, 1.5 bpg) and Laila Reynolds (12.3 ppg, 1.7 SPG).
- No other Gator averages more than 5.5 points per game.
- The trio accounts for 66% of Florida's scoring.
- Florida is 1-8 on the road overall and 0-6 on the road in SEC play.

SPREADING THE LOVE

- The Bulldogs have been showing that scoring can come from anyone this season.
- Seven different Bulldogs have led the team in scoring this season.
- Favour Nwaedozi and Madison Francis have led the Bulldogs in scoring in seven games, leading the team.
- The Bulldogs have had 5 or more players in double figures in eight games this season. 4 or more have scored in double figures in 15 games.
- Three Bulldogs average double figures - Francis (13.3), Nwaedozi (12.6) and McPhaul (10.5).
- Three Bulldogs are less than a point shy of double figures - Richardson (9.7), Crisp (9.3) and Lampley (9.2).

MADISON FRANCIS - A DEFENSIVE FORCE

- Madison Francis has made an impact in her freshman season, and has built up a resume for All-Conference and Defensive Player of the Year honors.
- On the season, Francis is averaging 13.3 points, 7.4 rebounds, 2.9 blocks, 1.4 steals and 1.5 assists per game.
- In conference games alone, Francis has averaged 13.4 points, 8.3 rebounds, 2.4 blocks and 1.3 steals per game.
- Francis was recently named to the 2026 Naismith Defensive Player of the Year Watchlist, one of four freshman in the nation to be named.

continued on pg. 3

PROBABLE STARTERS (BASED OFF LAST GAME)

#	NAME	POS.	HT.	CL.	HOMETOWN	GP-GS	MPG	PPG	RPG	APG	FG%	FT%	OTHER
4	Trayanna Crisp	G	5-8	Sr.	Goodyear, Ariz.	25-25	27.9	9.3	2.2	2.8	39.8	88.1	1.0 SPG
10	Jaylah Lampley	G	6-1	Fr.	Fishers, Ind.	26-3	21.1	9.2	4.9	0.9	51.6	52.8	39.7 3FG%
25	Favour Nwaedozi	F	6-3	Jr.	Delta, Nigeria	26-26	26.1	12.6	10.3	1.5	54.6	67.0	0.7 SPG
33	Kharyssa Richardson	F	6-2	Sr.	Douglasville, Ga.	25-14	22.7	9.7	4.6	0.7	43.2	81.3	0.6 SPG
40	Madison Francis	F	6-2	Fr.	Lancaster, N.Y.	26-22	29.8	13.3	7.4	1.5	45.9	71.9	2.9 BPG

3

Kharyssa Richardson gained her fourth 20+ point performance in conference play against Missouri. She only had one in the rest of her career before this year

21

Favour Nwaedozi collected 21 rebounds in State's win against #7 Kentucky, her second 20+ rebound game this year and the third 20+ rebound performance in the SEC.

NUMERICAL ROSTER

#	NAME	POS.	HT.	CL.	EXP.	HOMETOWN / HIGH SCHOOL / PREVIOUS SCHOOL
1	Saniyah King	G	5-7	So.	TR	Washington, D.C. / Bishop Ireton HS / Howard
2	Destiney McPhaul	G	5-9	R-Sr.	1L	Philadelphia, Pa. / West Catholic HS / Temple / Northwest Florida State College
4	Trayanna Crisp	G	5-8	Sr.	TR	Goodyear, Ariz. / Millenium HS / Arizona State / North Carolina
5	Chandler Prater	G/F	5-10	Gr.^	1L	Kansas City, Mo. / North Kansas City HS / Kansas / Oklahoma State
8	Awa Fane	G	5-8	Jr.	TR	Thies, Senegal / Life Preparatory Academy / Panola College
10	Jaylah Lampley	G	6-1	Fr.	HS	Fishers, Ind. / Lawrence Central HS
13	Rocío Jiménez	C	6-7	R-So.	2L	Elías Piña, Dominican Republic / Central Pointe Christian Academy
22	Nataliyah Gray	F	6-3	Fr.	HS	Houston, Texas / Alief Taylor HS
25	Favour Nwaedozi	F	6-3	Jr.	TR	Delta, Nigeria / Hakuho Girls' HS (Japan) / Mukogawa Women's University (Japan)
33	Kharyssa Richardson	F	6-2	Sr.	TR	Douglasville, Ga. / New Manchester HS / Auburn / Ole Miss
40	Madison Francis	F	6-2	Fr.	HS	Lancaster, N.Y. / Lancaster Central HS
85	Melissa Guillet	G	6-1	Fr.	TR	La Roche-sur-Yon, France / Lycee Marcelin Berthelot

^ Exercising extra year of eligibility granted by NCAA for 2020-21 season due to Covid-19

ALPHABETICAL ROSTER

#	NAME	POS.	HT.	CL.	EXP.	HOMETOWN / HIGH SCHOOL / PREVIOUS SCHOOL
4	Trayanna Crisp	G	5-8	Sr.	TR	Goodyear, Ariz. / Millenium HS / Arizona State / North Carolina
8	Awa Fane	G	5-8	Jr.	TR	Thies, Senegal / Life Preparatory Academy / Panola College
40	Madison Francis	F	6-2	Fr.	HS	Lancaster, N.Y. / Lancaster Central HS
22	Nataliyah Gray	F	6-3	Fr.	HS	Houston, Texas / Alief Taylor HS
85	Melissa Guillet	G	6-1	Fr.	TR	La Roche-sur-Yon, France / Lycee Marcelin Berthelot
8	Awa Fane	G	5-8	Jr.	TR	Thies, Senegal / Life Preparatory Academy / Panola College
13	Rocío Jiménez	C	6-7	R-So.	2L	Elías Piña, Dominican Republic / Central Pointe Christian Academy
10	Jaylah Lampley	G	6-1	Fr.	HS	Fishers, Ind. / Lawrence Central HS
2	Destiney McPhaul	G	5-9	R-Sr.	1L	Philadelphia, Pa. / West Catholic HS / Temple / Northwest Florida State College
25	Favour Nwaedozi	F	6-3	Jr.	TR	Delta, Nigeria / Hakuho Girls' HS (Japan) / Mukogawa Women's University (Japan)
5	Chandler Prater	G/F	5-10	Gr.^	1L	Kansas City, Mo. / North Kansas City HS / Kansas / Oklahoma State
33	Kharyssa Richardson	F	6-2	Sr.	TR	Douglasville, Ga. / New Manchester HS / Auburn / Ole Miss

^ Exercising extra year of eligibility granted by NCAA for 2020-21 season due to Covid-19

COACHING STAFF

Head Coach	Sam Purcell	Fourth Season / Same Overall	Auburn '03
Associate Head Coach / Offensive Coordinator	Fred Castro	Second Season	Oklahoma '04
Assistant Coach / Recruiting Coordinator	Anita Howard	Second Season	Armstrong State '03
Assistant Coach	Samantha Williams	Second Season	Auburn '96
Senior Director of Scouting and Analytics / Assistant Coach	Tony Dukes	Third Season	Clayton State '13

SUPPORT STAFF

Assistant A.D. / Women's Basketball Recruiting Operations	Jimmy Yu	Fourth Season	Louisville '16
Director of Women's Basketball Operations	Amy Pryor	First Season	Oklahoma Baptist '10
Strength and Conditioning	Kaiti Jones	Fourth Season	Central Michigan '12
Athletic Trainer	Taylor Pitts	Fourth Season	Aquinas College '18
Counseling and Sports Psychology	Allison Rogers	Third Season	William Carey '12
Sports Information Director	Will Simmons	Second Season	Mississippi State '24
Creative Content Coordinator	Noah Madison	Third Season	Mississippi State '23

PRONUNCIATION GUIDE

NAME	PRONUNCIATION
Trayanna Crisp	Tray-Ah-Nuh
Awa Fane	Ah – Wuh Fah – Nay
Melissa Guillet	Gee – Aye
Rocío Jiménez	Row – See – Oh Him – Men – Ez
Saniyah King	Suh – Ni – Yuh
Destiney McPhaul	Mick – Fall
Favour Nwaedozi	Favor Way-Doe-Zee

SOCIAL MEDIA ROSTER

NAME	TWITTER	INSTAGRAM
Saniyah King		__saniyahk
Destiney McPhaul	DestineyMcphaul	d1_des
Trayanna Crisp		tray4c
Chandler Prater	Channy_Chan25	chan_cp5
Awa Fane		faneawa8
Jaylah Lampley	JaylahLampley	jaylah.lampley
Rocío Jiménez	mxrociojimenez	rocio_jimenez_
Nataliyah Gray	D1Tally	d1_tally2
Favour Nwaedozi	phavy_lucky25	iamphavy lucky
Kharyssa Richardson	Kharyssa33	kharyssa
Madison Francis	Madison28185042	mattie_06
Melissa Guillet		_mguillet_

QUICK FACTS

UNIVERSITY INFORMATION

Location	Starkville, Miss.
Enrollment	23,150
Founded	Feb. 28, 1878
Nickname	Bulldogs
School Colors	Maroon (PANTONE 4102c) and White
Conference	Southeastern
President	Dr. Mark Keenum
Director of Athletics	Zac Selmon

HISTORY

Season of Basketball (First Season)	52nd (1974-75)
All-Time Record	860-687 (52nd Season)
All-Time Conference Record	245-336 (43rd Season)
SEC Regular-Season Titles (Last)	2 (2019)
SEC Tournament Titles (Last)	1 (2019)
SEC Tournament Record	27-45
NCAA Tournament Appearances (Last)	13 (2025)
NCAA Tournament Record	25-13
NCAA Final Four Appearances (Last)	2 (2018)
NCAA Championship Appearances (Last)	2 (2018)

HUMPHREY COLISEUM

Year Opened	(1975) 51st Season
All-Time Record (Win %)	498-222 (69.2%)
Record Under Purcell (Win %)	50-14 (77.8%)

2024-25 REVIEW

Overall Record	22-12
SEC Record (Finish)	7-9 (10th)
Home Record	10-4
Road Record	6-7
Neutral Record	6-1

2024-25 TEAM INFORMATION

Returns/Lost	3 (2 active)/9
Starters Returning/Lost	1/5 (Min. 10 Starts)
Newcomers	9
Freshmen	4
Sophomores	1
Juniors	3
Seniors	3
Graduates	1

WEB/SOCIAL MEDIA

Website	HailState.com
X (Twitter)/Instagram	@HailStateWBK
Facebook	Facebook.com/HailStateWBK
Hashtag	#HailState

MEDIA INFORMATION

CREDENTIALS

Outlets interested in obtaining credentials to cover Mississippi State women's basketball home games must apply for credentials at <https://hailst.at/> / MBKWBKcredentials.

WEEKLY PRESS CONFERENCES

Throughout non-conference play, Head Coach Sam Purcell will typically host weekly media press conferences in the Humphrey Coliseum Media Room. All press conferences will be uploaded to HailState.com and Mississippi State Athletics' YouTube. Contact Communications Director Will Simmons for more information.

COMMUNICATIONS CONTACT INFORMATION

WILL SIMMONS

Assistant Director/Communications (WBB/WG)

EMAIL: wsimmons@athletics.msstate.edu

CELL: (662) 297-6734

MATCHUP BREAKDOWN



MISSISSIPPI ST	CATEGORY	FLORIDA
18-8	RECORD	15-12
W1	STREAK	L1
78.0	POINTS/GAME	73.8
65.1	OPP. POINTS/GAME	66.1
+12.9	POINT MARGIN	+7.7
45.4	FIELD-GOAL PERCENTAGE	44.8
39.2	OPP. FIELD-GOAL PERCENTAGE	39.8
33.8	THREE-POINT FIELD-GOAL PERCENTAGE	28.6
31.3	OPP. THREE-POINT FIELD-GOAL PERCENTAGE	28.8
6.4	THREE-POINT FIELD GOALS MADE/GAME	5.4
6.8	OPP. THREE-POINT FIELD GOALS MADE/GAME	5.4
74.0	FREE-THROW PERCENTAGE	69.9
14.0	FREE THROWS MADE/GAME	14.5
18.9	FREE THROWS ATTEMPTED/GAME	20.7
43.1	REBOUNDS/GAME	38.4
14.2	OFFENSIVE REBOUNDS/GAME	12.9
28.9	DEFENSIVE REBOUNDS/GAME	25.5
+10.4	REBOUND MARGIN	+1.7
14.7	ASSISTS/GAME	13.4
15.1	TURNOVERS/GAME	17.1
16.0	TURNOVERS FORCED/GAME	18.7
+0.9	TURNOVER MARGIN	+1.6
1.0	ASSIST-TURNOVER RATIO	0.8
7.9	STEALS/GAME	9.8
4.8	BLOCKS/GAME	4.1

MISSISSIPPI STATE - FLORIDA TEAM LEADERS

	MISSISSIPPI STATE	FLORIDA
POINTS	Francis (13.3)	McGill (22.5)
REBOUNDS	Nwaedozi (10.3)	O'Neal (6.9)
ASSISTS	McPhaul (4.2)	McGill (6.0)
BLOCKS	Francis (2.8)	O'Neal (1.5)
STEALS	McPhaul (1.6)	McGill (2.8)
MINUTES	McPhaul (29.5)	McGill (37.0)

HONORS AND AWARDS

#2 Destiney McPhaul

- 2025 Emerald Coast Classic Bay Bracket All-Tournament Team

#10 Jaylah Lampley

- SEC Freshman of the Week (Dec. 30)

#25 Favour Nwaedozi

- SEC Co-Player of the Week (Dec. 30)

#40 Madison Francis

- 2x SEC Freshman of the Week (Feb. 3) (Feb. 17)
- 2026 Naismith Defensive Player of the Year Watchlist
- USBWA National Freshman of the Week (Dec. 2)
- 2025 Emerald Coast Classic Bay Bracket MVP

- Francis was named SEC's FOTW on February 2nd and the Tamika Catchings USBWA FOTW on Dec. 2.
- Francis' has recorded single game highs of both seven blocks and seven steals this year, putting her in rare company across the nation. Francis rejected seven shots against Charlotte and swiped seven steals against Alabama.
- Francis remains the SEC's block leader as a true freshman at 2.8 blocks per game, a mark which is second in the nation.
- She is the only SEC freshman to average more than 1.0 blocks and one of four players in the SEC to average 2.0 or more. (min. 10 GP)
- Francis' 74 blocks is second in the nation.
- Francis has tallied six double-doubles, which is tied for the most of any SEC freshman on the season.
- Francis has rejected three or more shots in 14 games this season, tied for the most of any SEC player, tied for the most of any freshman in the nation and tied for the second-most of any player in the nation.
- She has rejected six or more shots in four games, the most of any player in the nation.
- With a pair of blocks against Tennessee on January 29, Francis cracked the top 10 on Mississippi State's all-time single season block list. She is one of two freshmen on the list.

SINGLE SEASON BLOCK TOTALS IN PROGRAM HISTORY

RANK		TOTAL BLOCKS	GAMES
1	Chanel Mokango (2008-09)	97 (2.9 BPG)	33
	Martha Alwal (2013-14)	97 (2.7 BPG)	36
3	Teaira McCowan (2018-19)	87 (2.4 BPG)	36
4	Chanel Mokango (2009-10)	83 (2.4 BPG)	34
5	Martha Alwal (2011-12)*	82 (2.7 BPG)	30
6	Teaira McCowan (2017-18)	81 (2.1 BPG)	39
7	Martha Alwal (2012-13)	78 (2.6 BPG)	30
8	Madison Francis (2025-26)*	74 (2.8 BPG)	26
9	Martha Alwal (2014-15)	71 (2.5 BPG)	28
10	Jessika Carter (2022-23)	65 (2.1 BPG)	33

*done as a freshman

RICHARDSON'S STRONG SEC START

- Through the Bulldogs' conference slate, senior Kharyssa Richardson has seen an improvement in her game.
- In conference play, Richardson is averaging 12.8 points and 5.0 rebounds per game.
- She's nearly doubled her offensive production, as prior to conference play beginning, Richardson was averaging just 6.8 points and 4.3 rebounds.
- Richardson has scored in double figures 11 times this season, the most in a single-season in her career. Eight of those games have come during conference play.
- Richardson has only scored 20 or more points five times in her four-year career. Four of those performances have come in SEC play this season, with her only other coming in her sophomore season at Ole Miss.
- She's shooting a single-sesaon best of 81.3 percent from the

charity stripe and has already hit a single-season high 65 free throws, which ranks second on the team.

- Richardson has led State in scoring five times this season, all of which have come since SEC play began.

CRISP BECOMING A LETHAL SHOOTER

- Trayanna Crisp is one of the deadliest shooters the Bulldogs have to offer.
- Crisp has made a three-pointer in all but three games she has played in this season and had a streak of 15 consecutive games with a make earlier this season.
- Crisp knocked down a career-high six three-pointers vs Mizzou.
- The Bulldogs are 6-1 when Crisp makes three or more three pointers in a game this season, including a pair of top-15 victories against #7 Kentucky and #15 Tennessee.
- Crisp seven games with 3+ 3FGs made marks the most in a single season in her career.
- State is 11-3 when Crisp hits multiple threes in a game.
- Crisp has scored in double-figures 12 times this season, the most since her sophomore season at Arizona State, where she averaged 12.1 points.

NWAEDOZI = WALKING DOUBLE-DOUBLE

- Favour Nwaedozi is one of four players in the SEC to currently average a double-double.
- Nwaedozi has gained 12 double-doubles so far this year and is averaging 12.6 pionsnts per game and 10.3 rebounds per game.
- Nwaedozi notched her second 20+ rebound game in a 10 point, 21 rebound performance in the Bulldog's upset of #7 Kentucky. State is 2-0 in games when she does such.
- She's the only player in the SEC and is one of seven players in the country to have multiple 20 rebound performances.
- Her two performances account for three of the SEC's 20+ rebound games.
- Nwaedozi has scored in double figures 18 times this season, including seven of her last eight games. Her longest streak this season was eight games, which were the last eight of State's non-conference slate.
- She's collected ten or more rebounds in 14 different contests this season.
- State is 12-4 when Nwaedozi leads the team in rebounding.

BLOCK U!

- Freshman Madison Francis leads the charge of State's shot rejecting efforts with 74 total blocks, and ranks first in the SEC and second nationally with 2.8 per game.
- Francis' seven blocks against Charlotte is tied for the most of any SEC player in a single game this season and is the fifth-best block performance in program history.
- Francis has collected six or more blocks in four contests making her the only player in the country to have four or more 6+



CATEGORY	NCAA	SEC	VALUE
Assist/Turnover Ratio	96	10	0.97
Assists Per Game	88	7	14.7
Bench Points Per Game	84	5	21.6
Blocks Per Game	35	8	4.8
Field Goal Percentage	37	6	45.4
Field Goal Percentage Defense	139	9	39.2
Fouls Per Game	86	5	15.5
Free Throw Attempts Per Game	83	8	18.92
Free Throw Percentage	90	4	74.0
Free Throws Made Per Game	61	8	14.00
Rebound Margin	9	3	10.4
Defensive Rebounds Per Game	20	4	28.9
Offensive Rebounds Per Game	44	6	14.2
Rebounds Per Game	10	3	43.12
Scoring Defense	195	11	65.1
Steals Per Game	208	14	7.9
Three Point Attempts Per Game	217	9	19.0
Three Point Percentage	65	7	33.8
Three Point Percentage Defense	228	12	31.3
Three Pointers Per Game	163	9	6.4
Turnover Margin	151	12	0.88
Turnovers Forced Per Game	205	12	16.00
Turnovers Per Game	103	9	15.1
Winning Percentage	86	11	69.2

CATEGORY	NAME	NCAA	SEC	VALUE
Ast/TO Ratio	Destiney McPhaul	33	5	2.08
Assists	Destiney McPhaul	80	9	110
Assists Per Game	Destiney McPhaul	94	10	4.2
Blocks	Madison Francis	2	1	74
Blocks Per Game	Madison Francis	3	1	2.85
Double-Doubles	Favour Nwaedozi	17	4	12
FG Percentage	Favour Nwaedozi	32	6	54.6
	Madison Francis	135	16	45.9
FT Percentage	Kharyssa Richardson	134	10	81.3
Rebounds	Favour Nwaedozi	18	3	267
	Madison Francis	123	10	193
Off Reb Per Game	Favour Nwaedozi	11	1	4.0
Rebounds Per Game	Favour Nwaedozi	22	4	10.3
	Madison Francis	149	10	7.4
Three Pointers/G	Trayanna Crisp	214	15	1.92

block games.

- The rest of the Southeastern Conference has only had seven games of 6+ blocks.
- The single-season block total at Mississippi State is held by two Bulldogs - Martha Alwal (2013-14) and Chanel Mokango (2008-09). They both collected 97 blocks in a season. Alwal did so at 2.7 BPG, while Mokango did it at 2.9 BPG.
- Martha Alwal also holds the freshman record for the most blocks with 82, averaging 2.7 per game.

CRASH THE GLASS!

- A huge part of the Bulldogs game plan is attacking the glass on both sides of the floor.
- State has been outrebounded in only two games.
- Mississippi State is outrebounding their opponents by 10.4 rebounds per game, a mark that is in ninth nationally and third in the SEC.
- Mississippi State ranks 10th in the nation and third in the SEC with 43.1 total rebounds per game.

RECAPPING THE NON-CONFERENCE SLATE

- The Bulldogs hit numerous milestones during the non-conference portion of the season.
- State finished the non-conference slate with a 13-1 record for the second straight season. The last time that had happened before last year was the 2018-2019.
- Favour Nwaedozi was named SEC Player of the Week after scoring a then career-high 30 points alongside 10 rebounds against Samford.
- Jaylah Lampley was named SEC Freshman of the Week after earning her first double double in her first career start against Samford with then season-highs of 24 points and 10 rebounds. She shot 10-12 from the floor and 3-3 from distance.
- Favour Nwaedozi became the first player in the nation to record a 20 pt-20 reb game against Southern Miss with 21 points and 23 rebounds.
- Madison Francis was named USBWA National Freshman of the Week on December 7 after averaging 12.5 points, 9.5 rebounds, 4.5 blocks, 2.5 assists and 1.5 steals.
- Chandler Prater collected a career-high 25 points against Mississippi Valley, along with five rebounds and five assists, knocking down 4 of her 6 three pointers.
- The Bulldogs shot 30+ free throws in their season opener against Davidson and when they took on Mississippi Valley State. State had not shot 30+ free throws in a game since 2023 prior to this.
- State knocked down 25 of their 31 free throws against MVSU, the most in a single game since December 29, 2023.
- Madison Francis collected 6+ blocks in her collegiate debut against Davidson, the most of any Bulldog since December 29, 2023.

- Destiney McPhaul scored a then career-high 20 points in the season debut against Davidson, the first 20+ point performance of her career.

A PHYSICAL BRAND OF BASKETBALL

- Mississippi State is taking an inside-out mindset on the offensive side of the ball.
- The Bulldogs have won all but two games this season where they have scored more points in the paint than their opponent.
- As a result of attacking the basket, the Dawgs are shooting more free throws and have made more free throws than their opponents in 18 of 26 games this season.
- Chandler Prater (88.6), Trayanna Crisp (87.5) and Kharyssa Richardson (81.3) all lead the Bulldogs from the stripe. Saniyah King has knocked down 10 of her 11 attempts from the stripe this season.
- The Bulldogs have shot 30+ free throws in two games this season. Prior to this season, State had not shot 30+ free throws since December 29, 2023.
- Mississippi State hit 25+ free throws for the first time since December 4, 2022 against Mississippi Valley State when they made 25. It was the second time it has been done in the Purcell era.

HUMPHREY COLISEUM AND THE ELITE BULLDOG FANBASE

- Humphrey Coliseum has been home to crowds that have finished the season in the top-25 of average attendance for 10 consecutive seasons.
- Only 11 programs in the nation have been inside the top-25 of average attendance for the past 10 seasons. This total does not include the 2020-21 season, where attendance was restricted due to COVID-19.
- Under head coach Sam Purcell, the Bulldogs hold a .778 winning percentage at home. (50-14)
- State has won 10+ games at home every season under Purcell.
- The Bulldogs are 498-222 (.692) in Humphrey Coliseum all-time.
- State ranks 23rd in the nation and sixth in the SEC in accumulative attendance this season with a running total of 62,320.

HUMPHREY COLISEUM AVERAGE ATTENDANCE

YEAR	AVG ATTENDANCE	NCAA RANK	SEC RANK
25-26	3,895	34	7
24-25	5,111	24	6
23-24	5,109	25	4
22-23	5,096	16	4
21-22	4,691	15	4
20-21	980 (COVID)	14	6
19-20	7,681	9	3
18-19	8,446	5	2
17-18	7,439	7	3
16-17	6,641	7	3
15-16	5,162	16	4

D.R.I.V.E - TEAM MANTRA

- In each season at the helm of the Bulldog women's program, Coach Sam Purcell has identified a mantra to guide the team into the season.
- This year the manta is DRIVE, which also serves as an acronym. (Determination, Resilience, Impact, Virtuousness, Excellence)
- Coach Purcell is challenging his team to have a serious drive this season. He says playing in the SEC requires 100% effort, night in and night out.

NEW ROSTER, NO PROBLEM.

- This year's roster sees nine new faces and only three returners (two active), tying Mississippi State for the second-least returning experience in the SEC. and putting Coach Sam Purcell in a familiar situation.
- In the previous three seasons of his tenure, Coach Purcell was able to earn a bid to the NCAA Tournament in two of those seasons: his debut 2022-23 roster and last seasons 24-25 roster. Below is a list of the roster outlook of both of those teams:

'22-23 NCAA Tournament Team:

- Seven Newcomers (Five Transfers), Eight Returners (Six Active)

'24-25 NCAA Tournament Team

- 10 Newcomers (Seven Transfers), Four Returners (Three Active)

AN ELITE FRESHMAN CLASS

- Coach Sam Purcell and his staff brought in the second-highest ranking recruiting class in program history with the 10th ranked signing class.
- In that class are freshmen (No. 38) Madison Francis, (No. 93) Nataliyah Gray and (No. 37) Jaylah Lampley.
- The best MSU signing class is the sixth-ranked 2019 class, making the 2025 signing class only the second top-10 class in MSU history.

PURCELL'S CONTINUED SUCCESS

- In his first three seasons at the helm, Coach Sam Purcell has guided the Bulldogs to three 20+ win seasons, making him the first coach in program history to do such.

- Coach Purcell is one of three active SEC coaches who have won 20+ games in their first 3 seasons at their current SEC schools.

COACH	SCHOOL	S1	S2	S3
Kim Mulkey	LSU	26-6	34-2	31-6
Jennie Baranczyk	Oklahoma*	25-9	26-7	23-10
Sam Purcell	Mississippi State	22-11	23-12	22-12

**OU was a BIG 12 Member during this time.*

- Coach Purcell has led the Bulldogs to the NCAA Tournament twice in three seasons. No other coach in program history had taken a State team to the NCAA Tournament in their first three seasons.

- Entering 2025-26, Coach Purcell has won 67 overall games and 24 SEC games. Both marks are program bests of any coach

through their first three seasons.

- Sam Purcell is the only head coach in program history and one of six in SEC women's basketball since 2000 to record consecutive seasons with 20 or more wins in each of their first three seasons as an SEC Head Coach. Other SEC women's basketball head coaches since 2000 to surpass the 20-win mark in each of their first three seasons were Pokey Chatman, Nikki Fargas, Kim Mulkey (LSU), Holly Warlick (Tennessee) and Melanie Balcomb (Vanderbilt).

COACH	SCHOOL	S1	S2	S3
Pokey Chatman	LSU	33-3	31-4	30-8
Kim Mulkey	LSU	26-6	34-2	31-6
Nikki Fargas	LSU	23-11	22-12	21-13
Holly Warlick	Tennessee	27-8	29-6	30-6
Melanie Balcomb	Vanderbilt	22-10	26-8	24-8
Sam Purcell	Mississippi State	22-11	23-12	22-11

- A fourth-consecutive 20+ win season would make Purcell one of four SEC coaches since 2000 to do such, joining Mulkey, Warlick and Balcomb.

PRATER SET TO ANCHOR THE SQUAD

- Chandler Prater returns for her second season in the Maroon and White, and her seventh season overall, making her one of the longest tenured players in all of college basketball.
- Prater was named a "Top Dawg" by Strength and Conditioning Coach Kaiti Jones for her work in the weight room and on the court.
- After rehabbing an achilles injury during the 2023-24 season, Prater's Mississippi State debut also served as a return to the floor.
- In her first action since November 22, 2023, Prater collected nine points and nine rebounds in her MSU debut against Memphis on November 7, 2024.
- Prater finished the season averaging 6.4 points per game, 4.2 rebounds
- Throughout the 2024-25 season, Prater began to take on a larger role. She became a regular starter after making her third start as a Bulldog against LSU on February 2, 2025 and remained in the starting lineup for the remainder of the regular season and the SEC Tournament.
- From that point, Prater increased her production in nearly every category. Below is a list of Prater's averages in the 22 games before making the start and her averages over the last 12 games of the season.

PRATER PRODUCTION BEFORE/AFTER FEB. 2, 2025									
MPG	PPG	FG%	3FG%	FT%	RPG	APG	SPG	BPG	
19.1	5.4	39.4	35.9	81.8	4.0	1.3	0.6	0.3	
↓	↓	↓	↑	↓	↓	↓	↓	=	
29.0	8.2	46.3	26.3	95.0	4.8	1.9	1.3	0.3	

- Prater finished in double-figures 13 times during the 2024-25 season, five of which came in the last 12 games.

OPPONENT RANKING SUMMARY (AS OF FEB. 17)



CATEGORY	NCAA	SEC	VALUE
Assist/Turnover Ratio	193	13	0.78
Assists Per Game	166	12	13.4
Bench Points Per Game	208	10	17.4
Blocks Per Game	51	9	4.1
Field Goal Percentage	45	8	44.8
Field Goal Percentage Defense	181	10	39.8
Fouls Per Game	306	15	18.9
Free Throw Attempts Per Game	39	6	20.70
Free Throw Percentage	224	13	69.9
Free Throws Made Per Game	43	7	14.48
Rebound Margin	156	11	1.7
Defensive Rebounds Per Game	151	11	25.5
Offensive Rebounds Per Game	105	12	12.9
Rebounds Per Game	113	11	38.37
Scoring Defense	220	12	66.1
Steals Per Game	79	8	9.8
Three Point Attempts Per Game	221	10	18.9
Three Point Percentage	265	13	28.6
Three Point Percentage Defense	89	6	28.8
Three Pointers Per Game	253	11	5.4
Turnover Margin	122	11	1.59
Turnovers Forced Per Game	81	7	18.67
Turnovers Per Game	225	15	17.1
Winning Percentage	165	13	55.6

CATEGORY	NAME	NCAA	SEC	VALUE
Assists	Liv McGill	13	4	149
Assists Per Game	Liv McGill	15	4	6.0
Blocks	Me'Arah O'Neal	42	5	41
Blocks Per Game	Me'Arah O'Neal	60	5	1.52
FG Attempts	Liv McGill	3	2	500
FG Percentage	Liv McGill	191	22	42.2
Field Goals	Liv McGill	12	3	211
FT Percentage	Taleyah Jones	66	6	84.5
FThrow Attempts	Laila Reynolds	46	6	136
	Me'Arah O'Neal	50	8	134
	Liv McGill	54	9	132
Free Throws	Liv McGill	69	6	99
	Me'Arah O'Neal	74	8	98
	Laila Reynolds	87	9	94
Points	Liv McGill	10	2	562
	Me'Arah O'Neal	151	14	382
Points Per Game	Liv McGill	8	2	22.5
	Me'Arah O'Neal	239	18	14.1
Rebounds	Me'Arah O'Neal	142	13	187
Rebs Per Game	Me'Arah O'Neal	213	13	6.9
Steals	Liv McGill	31	7	69
Steals Per Game	Liv McGill	32	8	2.76
Three Point Apt	Liv McGill	102	7	159

MISSISSIPPI STATE WOMEN'S BASKETBALL

- She proved to be a rebounding force for the Bulldogs, collecting 5+ rebounds 13 times during the season. She collected a season-high nine rebounds three times.

MCPHAUL READY TO PRODUCE

- Destiney McPhaul is entering her second season in the Maroon and White after coming to Starkville as the No. 1 Ranked JUCO Transfer in 2024.
- McPhaul averaged 8.1 points, 2.7 rebounds, 2.5 assists and 1.2 steals per game during the 2024-25 campaign.
- McPhaul's breakout moment as a Bulldog last season came in the SEC Tournament, where she collected a career-high 19 points against Missouri on 77.8 percent shooting from the field, including going 4-5 from distance.
- McPhaul's performance was apart of a 31-0 run for the Bulldogs, who eventually would take down Missouri 75-55 and advance to the second round of the SEC Tournament.
- Coach Sam Purcell has stated the opportunity that McPhaul has this season. With the departure of All-SEC Second Team Member Jerkaila Jordan, McPhaul will return to her natural position of shooting guard.
- McPhaul has stated in media availabilites that she was happy to do anything to help the team last season, including playing the point guard spot, but that she feels more comfortable at the two.

OPPORTUNITY.

- Coach Sam Purcell has repeated one word constantly when talking about the 2025-26 season. Opportunity.
- The Bulldogs have the opportunity to play against opponents in the strongest conference in the country - the SEC. In the preseason AP Poll, five of the top 10 teams are from the Southeastern Conference. Purcell believes the strength of the conference will make his team battle-tested to where they will be playing their best basketball come March.
- With only two active returners and one returning starter, many players get the opportunity to step up and provide an impact that they weren't given the chance to do at previous schools.

FRANCIS TURNING HEADS

- Forward Madison Francis is slated to make a big impact in her freshman season for the Bulldogs.
- Francis earned Tamika Catchings USBWA Freshman of the Week Honors after averaging 12.5 points, 9.5 rebounds and 4.5 blocks against Middle Tennessee (Nov. 25) and ULM (Nov. 30)
- Francis was selected to attend SEC Media Days alongside Graduate Chandler Prater and Senior Kharyssa Richardson, an event that freshmen rarely attend.
- Francis says her selection to attend the event reinforces the trust that Coach Sam Purcell has given her early in her Bulldog career.
- Francis went viral before stepping foot in Starkville, as she threw down dunks in games during her high school career at Lancaster High. During her career, Francis did a bit of everything. In just her

senior season, she averaged 32 points, 14.8 rebounds, 5.1 steals, 4.5 blocks and 3.9 assists per game.

- The forward from Lancaster, N.Y., also has gained experience that not many high school recruits get. She played with the 2024 USA Women's U18 National Team and won gold at the FIBA U18 AmeriCup.
- Franics was also selected to play in the 2025 USA Women's Nike Hoop Summit, an honor only 12 high school players across the nation received.

LAMPLEY DISPLAYS ELITE BALL KNOWLEDGE

- Coach Sam Purcell has raved about Lampley's basketball IQ and knowing when to make the right plays.
- He credits it to her upbringing, as her mother is a high school basketball coach, and coached Jaylah during her time in high school.

FROM NIGERIA, TO JAPAN AND NOW STARKVILLE

- Junior forward Favour Nwaedozi is arguably one of the more interesting transfer stories across the nation.
- Originally from Delta, Nigeria, Nwaedozi moved to Japan. She attendeded Hakuho Girls' High School in Yokohama, Japan. From there, she began her collegiate career at Mukogawa Women's University in Nishinomiya, a six hour drive from Yokohama.
- In MUW's spring season, Nwaedozi averaged 26 points and 17 rebounds per game.
- Coach Sam Purcell credits his staff and connections they have made to finding Nwaedozi. When watching film, all it took for the Bulldogs to be interested in Nwaedozi was watching the way she ran the floor, Coach Purcell said in a media session.
- Nwaedozi signed to the Bulldogs and moved to Starkville, where she experienced a 14 hour time change.
- Now in the Maroon and White, Nwaedozi is slated to make an instant impact for the Bulldogs.

STRONG SCHEDULE AHEAD FOR THE BULLDOGS

- The schedule for this year's Bulldog squad proves to be one of the toughest in the league, as State is scheduled to face eight teams ranked inside the top 25 of the preseason AP poll.
- Five of those eight matchups against preseason top 25 teams take place away from Humphrey Coliseum

NEW FACES DONNING THE MAROON AND WHITE

- Nine new faces will be wearing the Maroon and White for the first time during the 2025-26 season.
- Coach Purcell brought in the second-best high school recruiting class in program history when he signed the 10th-ranked class according to ESPN. This includes F **Madison Francis** (No. 38), F **Nataliyah Gray** (No. 93) and G **Jaylah Lampley** (No. 37).
- The trio follows behind the 2019 signing class, which finished ranked sixth.
- Five players entered the transfer portal and found their

destination in Starkville: G **Trayanna Crisp**, G **Awa Fane**, G **Saniyah King**, F **Favour Nwaedozi**, F **Kharyssa Richardson**. The Bulldogs see two active returners in **Chandler Prater** and **Destiney McPhaul**. **Rocio Jiménez** rounds out the roster as the third returner but had not seen action due to injury.

PORTAL PROWESS

- Once again, Coach Sam Purcell and his staff took advantage of the transfer portal, bringing in six new faces from many different levels of the game.
- Three players players made the jump to Mississippi State from the Division 1 ranks - Trayanna Crisp (North Carolina), Saniyah King (Howard) and Kharyssa Richardson (Ole Miss).
- Coach Purcell brought in a NJCAA All-American for the second straight season when Awa Fane (Panola College) committed to the Bulldogs.
- The most interesting transfer story for the Bulldogs is Favour Nwaedozi, who transferred to Starkville after playing two seasons at Mukogawa Women's University in Nishinomiya, Hyōgo, Japan.

RICHARDSON & CRISP MAKING MSU HOME SENIOR YEAR

- Forward Kharyssa Richardson and Guard Trayanna Crisp have taken similar but different paths to Starkville, but are both set to make a impact for the Bulldgos this year.
- The duo are both on their third school. Richardson is no stranger to the Bulldogs, as she has played in the Southeastern Conference for all three of her prior seasons.
- Richardson played her freshman season at Auburn and made the 94 mile drive to Starkville from Oxford after spending the last two seasons at Ole Miss.
- Crisp stayed in her home state of Arizona for her freshman and sophomore seasons, playing for Arizona State. Last season, she played at North Carolina.
- Coach Sam Purcell has talked about the duo in media sessions and has reminded the success that these two in the past.
- As a freshman at Auburn, Richardson started in 27 of 28 games played. She averaged 7.2 points and 4.7 rebounds per game.
- Crisp started in 35 games during her two seasons at Arizona State, including 28 of 31 games played her sophomore season. Most notably, she averaged 12.1 points, 2.9 rebounds and 2.3 assists her sophomore year.
- Since the duo both transferred to Starkville, Coach Purcell has talked about getting them both back to playing back to those numbers.

JUCO => BULLDOG CONNECTIONS

- In each season of making the NCAA Tournament, Coach Purcell and his staff have had a NJCAA All-American join the squad. He grabbed his third NJCAA All-American Transfer in the form of Awa Fane.
- Below is a list of the NJCAA All-Americans that Purcell has added and their contributions to their NCAA Tournament Teams.

MISSISSIPPI STATE WOMEN'S BASKETBALL

Ahlana Smith (2020 NJCAA First Team All-American)

'21-22 Season - 32 GP/GS - 9.3 ppg, 2.5 apg, 1.0 spg, 40.0 3FG%

Destiney McPhaul (2024 NJCAA First Team All-American)

'24-25 Season - 31GP/1GS - 8.1 ppg, 2.5 apg, 1.2 spg, 46.7 FG%

Awa Fane (2025 NJCAA First Team All-American)

KING AT THE POINT

- Saniyah King joins a Bulldog squad after an impressive year one.
- In her freshman season at Howard University, King started in 31 of 32 games and averaged 11.5 points, 4.5 assists and 3.1 rebounds per game.
- King scored in double figures 20 times, including a season-high 25. She dished out 5+ assists 17 times last season.
- King totaled 145 assists throughout the season, which were the secnd-most assists in the nation by any freshman during the 2024-25 season.
- King earned MEAC Rookie of the Year honors and was named Rookie of the Week 11 times during the 2024-25 season.

1-800 CALL SAM

- When Madison Francis was nearing the end of her recruiting process, she made a final visit in Starkville. She left that visit saying she needed to pray about the decision.
- Francis had a few visits remaining on her schedule. When at a visit, she found the sign she was looking for.
- When traveling, she continued seeing one billboard repeatedly: an advertisement that featured the phone number "1-800-Call-Sam".
- Francis took the advertisements as her sign that Mississippi State was the place for her. Coach Sam Purcell recalls the phone call he received from Francis as her saying those billboards were the signs she prayed for that Mississippi State was indeed the right place for her.

"TOP DAWGS" - EXCELLING IN THE WEIGHT ROOM

- Mississippi State's athleticism is both natural and built by hours in the weight room and conditioning sessions under the guidance and leadership of Strength and Conditioning Coach Kaiti Jones. A few key measurements from the team are listed below.

WINGSPAN

Rocio Jiménez: 6' 11.5"

Favour Nwaedozi: 6' 8.5"

Kharyssa Richardson: 6' 5.5"

Madison Francis: 6' 5"

STANDING REACH

Rocio Jiménez: 8' 8"

Favour Nwaedozi: 8' 6"

Madison Francis: 8' 3.5"

APPROACH HEIGHT (RUNNING VERTICAL HEIGHT)

Madison Francis: 10' 6"

Favour Nwaedozi: 10' 6"

Kharyssa Richardson: 10' 1"

APPROACH JUMP (RUNNING VERTICAL JUMP)

Chandler Prater: 27.5"

- Graduate Chandler Prater and Freshman Madison Francis were named this season's "Top Dawg" award winners. The "Top Dawg" is an award that reflects overall physical competency and athleticism metrics, athletes awarded this honor are scored on a scale of 0-10, with 10 representing of the most elite level women's basketball players to date. The metrics taken into consideration are power, speed, strength, aerobic capacity and anaerobic power. Only the top two student-athletes are crowned "Top Dawgs" each offseason, owning that title until testing resumes the following year.
- This is the first Top Dawg award for the duo.

DAWGS IN THE CLASSROOM

- Below is a list of the majors of the 2025-26 Bulldogs

Trayanna Crisp - Interdisciplinary Studies

Awa Fane - Kinesiology (Physical Education and Coaching)

Madison Francis - Undeclared

Nataliyah Gray - Business Adminstration

Rocio Jimenez - Kinesiology (Clinical and Exercise Physiology)

Saniyah King - Business Administration

Jaylah Lampley - Biological Sciences (Pre Medicine)

Destiney McPhaul - Interdisciplinary Studies

Favour Nwaedozi - Interdisciplinary Studies

Chandler Prater - Master of Applied Sciences in Organizational Leadership (Sport Leadership)

Kharyssa Richardson - Interdisciplinary Studies

HEAD COACH SAM PURCELL



Sam Purcell was named the ninth head coach in Mississippi State women's basketball history on Saturday, March 12, 2022. The 2025-26 season will be his fourth year as a head coach and his fourth leading the women's basketball program at Mississippi State.

THE 2024-25 SEASON SAW PURCELL LEAD MISSISSIPPI STATE BACK TO THE NCAA TOURNAMENT FOR THE SECOND TIME IN HIS THREE SEASONS AT THE HELM. The Bulldogs concluded the season with a 22-12 record, the third straight season they have finished with 20+ wins.

Purcell continued an excellent start to his young career as a head coach. **WITH ONLY THREE RETURNING PLAYERS FROM THE 2023-24 ROSTER, HE BECAME THE ONLY COACH IN PROGRAM HISTORY TO GUIDE HIS FIRST THREE TEAMS TO 20 OR MORE WINS. PURCELL HAS TOTALED THE MOST WINS (67), SEC WINS (24) AND MOST NCAA TOURNAMENT WINS (3) OF ANY COACH THROUGH THEIR FIRST THREE SEASONS IN PROGRAM HISTORY.**

Purcell guided Jerkaila Jordan to the tops of the Mississippi State record book during their time together. She concluded her career in the Maroon and White second in program history with 273 steals and fifth with 1,899 points. She brought home her second straight All-SEC Second Team Honor for her performance on the 2024-25 campaign.

After signing what was the second-best recruiting class in program history in his inaugural season, Purcell bested it in year three. The 2025 high school signing class ranked 10th among the nation and included two ESPNW top 50 recruits and one top 100 recruit.

With a win against Mercer on Nov. 20, 2024, Purcell became the fastest head coach to reach 50 wins at Mississippi State, achieving the mark in 73 games, which is eight faster than the next.

In 2023-24, Purcell led Mississippi State to a 23-12 record, 8-8 SEC, and became the only head coach in program history and one of six in the SEC women's basketball since 2000 to surpass the 20-win mark in each of their first two seasons. Purcell totaled the most wins (45), most SEC wins (17) and most NCAA Tournament wins (2) of any head coach through their first two seasons in program history.

Purcell **COACHED A PAIR OF BULLDOGS TO ALL-CONFERENCE HONORS DURING THE 2023-24 SEASON.** He led graduate student Jessika Carter to 2024 All-SEC Second Team and 2024 WBCA Honorable All-American accolades. Carter was selected with the 23rd overall pick in the Second Round of the 2024 WNBA Draft by the New York Liberty and was the ninth overall player to be drafted to the WNBA and the first under Purcell at Mississippi State. She was the first player from Mississippi State to be drafted since both Teaira McCowan and Anriel Howard were selected in 2019.

Purcell also led guard Jerkaila Jordan to 2024 All-SEC Second Team honors. Jordan set career-highs in points, rebounds, assists, steals, blocks and minutes totals in 2023-24 were all career-highs and was the only player in the SEC to average at least 15.0 points, 5.0 rebounds, 2.0 assists and 2.0 steals per game in 2023-24.

With a win over No. 9/9 LSU on Jan. 29, 2024, Purcell earned his first win over a top-25 and top-10 opponent as a head coach. It was Mississippi State's first top-10 win since a win at No. 10 Texas on Dec. 2, 2018. It was also the first sellout crowd of his tenure with 9,121 fans inside Humphrey Coliseum.

Mississippi State opened its second season under Purcell in 2023-24 ranked in the Associated Press Preseason Top-25 poll at No. 25, the program's first time listed in the preseason poll since 2020-21. The preseason spot also marked a return to the AP Top-25 poll after a 44-week absence. Mississippi State earned its highest rankings of the season when it was ranked No. 21 in both the week four editions of the AP Poll on Nov. 21 and the USA Today Coaches Poll on Nov. 22. The No. 21 ranking in the AP Poll tied the program's best in the poll since Jan. 25, 2021, while it tied the program's best ranking in the USA Today Coaches Poll since Jan. 26, 2021.

Under Purcell, Assistant Coaches Michelle Clark-Heard and Corry Irvin went on to earn head coaching positions at Mercer and Chicago State, respectively, while Graduate Assistant Luke Carns went on to be named Director of Player Personnel at Texas State following the 2023-24 season. It marked the latest staff under Purcell to advance their career after Assistant A.D. of Women's Basketball Joi Williams was named Men's Basketball Chief of Staff at South Florida and Graduate Assistant Kelby Jones earned an Assistant Coach position at Oklahoma State, each following the 2022-23 season.

Purcell's first season as a head coach was a season of 'firsts' for the up-and-coming coaching star. A handful of those 'firsts' included his first game as a head coach, his first win, and his first NCAA Tournament appearance. But it also came with firsts for the Mississippi State women's basketball program that saw **PURCELL BECOME THE WINNINGEST FIRST-YEAR HEAD COACH IN PROGRAM HISTORY.**

In his first season sitting in the head chair, **PURCELL BECAME THE WINNINGEST HEAD COACH AT MISSISSIPPI STATE IN THEIR DEBUT SEASON WITH 22 WINS WHILE ALSO BECOMING THE FIRST TO HAVE A WINNING RECORD IN THE SEC AFTER GOING 9-7 AND FINISHING FIFTH IN THE TOUGHEST CONFERENCE IN THE COUNTRY.** Most impressive, though, is that he guided the Bulldogs to the NCAA Tournament following a three-year hiatus.

In leading the team to the Big Dance in his first season, Purcell set the standard at Mississippi State, as no coach in program history had made the NCAA Tournament before their third season leading the program. On top of that, **PURCELL BECAME THE FASTEST COACH AT MISSISSIPPI STATE TO WIN A PAIR OF NCAA TOURNAMENT GAMES.** In winning two tournament games, **MISSISSIPPI STATE BECAME THE FIRST TEAM IN NCAA WOMEN'S BASKETBALL HISTORY TO ADVANCE TO THE TOURNAMENT'S SECOND ROUND AFTER STARTING IN THE FIRST FOUR ROUND.**

Purcell helped guide a pair of Bulldogs to All-Conference honors during the 2022-23 season. He coached Jessika Carter to Second Team All-SEC honors and a place on the SEC All-Defensive Team. Carter had a career season under Purcell, setting career bests in points scored (458), blocked shots (65) and assists (42). He also led Debreasha Powe to the SEC All-Freshmen team after a promising rookie campaign for the Mississippi native.

Before he arrived in Starkville, Purcell spent nine seasons at Louisville under the direction of future hall of famer Jeff Walz. While on the staff at Louisville, Purcell helped guide the Cardinals to a 266-48 overall record with eight NCAA Tournament appearances, seven Sweet 16s, five Elite Eights and two Final Fours. He also helped lead Louisville to four ACC Regular Season Championships and the 2018 ACC Tournament title, their first tournament crown since 1993.

Promoted to associate coach in 2017-18, Purcell played a critical role in guiding Louisville to a program-best 36-3 overall record that included an ACC Regular Season and Tournament Championship. The Cardinals opened the year going 20-0, marking the best start in program history. They then earned a No. 2 ranking in the Associated Press Top-25 Poll and defeated opponents by an average of 27.5 points per game. During the 2020-21 season, Purcell helped the

Cardinals to a 16-0 start and the first-ever No. 1 ranking in the USA Today Top 25 Coaches Poll in program history.

Purcell helped the Louisville offense consistently rank among the nation’s best. In every season but one at Louisville, the offense ranked inside the top 40 in points per game while averaging more than 72.2 points per game during that time. The impressive scoring margins that Louisville won games by – more than a +16.0-scoring margin in each of his last five seasons there.

Purcell led the recruiting efforts at Louisville and he has landed the nation’s top recruit on two separate occasions with two different programs. Purcell inked top-rated prospect Kaela Davis in 2013 at Georgia Tech and Asia Durr at Louisville in 2015.

All nine signing classes that Purcell helped recruit were ranked in the top 15 by ESPN. Of those nine classes, four were ranked inside the top 10, highlighted by the No. 1 class in 2015, the No. 4 class in 2017, the No. 6 class in 2016 and the No. 8 class in 2014. Even more impressive, of the 15 McDonald’s All-Americans in Louisville’s history, 13 were recruited by Purcell.

Before his time at Louisville, Purcell had stops at Georgia Tech, Tulsa and Auburn. Purcell has learned from some of the best minds in college basketball, including Jeff Walz, Nell Fortner (former Auburn and current Georgia Tech head coach and the head coach of the 1996 Olympic Team) and Joe Ciampi (25-year head coach at Auburn, 2005 Hall of Fame inductee and Purcell’s father-in-law).

THE PURCELL FILE

BIOGRAPHY INFORMATION

Birthdate: Oct. 5, 1979
Hometown: Dalton, Ga.
Wife: Meghan
Children: Reese, Rylee and Reagan
Education: Auburn, 2003

COACHING CAREER

YEAR	SCHOOL	POSITION
2022-	Mississippi State	Head Coach
2017-22	Louisville	Associate Coach
2013-17	Louisville	Assistant Coach
2009-13	Georgia Tech	Assistant Coach
2005-07	Tulsa	Assistant Coach
2003-05	Auburn	Video Coordinator

PURCELL WIN-LOSS BREAKDOWN

OVERALL	85-43 (.664)
HOME	50-14
AWAY	19-24
NEUTRAL	16-5
NON-CONFERENCE	50-6 (REGULAR SEASON)
HOME	31-1
AWAY	7-4
NEUTRAL	12-1
SEC	29-31 (1-3 IN SECT)
HOME	17-13
AWAY	12-18
POSTSEASON	5-3
NCAA	3-2
WBIT	2-1

MSU HEAD COACH TOTAL WINS IN FIRST FOUR SEASONS

COACH	YEARS	S1	S2	S3	S4	TOTAL
Sam Purcell	2022-	22-11	23-12	22-12	18-8	85-43
Vic Schaefer	2012-16	13-17	22-14	27-7	28-8	90-46
Peggy Collins	1977-1980	14-17	16-14	12-18	17-12	59-61

MSU HEAD COACH SEC WINS IN FIRST FOUR SEASONS

COACH	YEARS	S1	S2	S3	S4	TOTAL
Sam Purcell	2022-	9-7	8-8	7-9	5-7	29-31
Vic Schaefer	2012-16	5-11	5-11	11-5	11-5	32-32
Sharon Fanning	1995-98	4-7	1-11	4-10	7-7	16-35

PURCELL COACHING TREE

COACH	YEARS	POSITION AT MSU	CURRENT POSITION
Michelle Clark-Heard	2023-24	Associate Head Coach	Head Coach (Mercer)
Corry Irvin	2022-24	Assistant Coach	Head Coach (Chicago State)
Kelby Jones	2022-23	Director of Scouting/Analytics	Assistant Coach (Oklahoma St.)
Luke Carns	2022-24	Graduate Assistant	Assistant Coach (Mercer)

PURCELL CAREER RECORD BREAKDOWN

	SCHOOL	OVERALL	HOME	ROAD	NEUTRAL	NET	SEC	FINISH	SEC TOURNAMENT	POSTSEASON
2022-23	Mississippi State	22-11	14-2	3-7	5-2	39	9-7	T-5th	0-1, Second Round	2-1, NCAA Second Round
2023-24	Mississippi State	23-12	13-5	7-6	3-1	43	8-8	T-7th	0-1, Second Round	2-1, WBIT Quarterfinals
2024-25	Mississippi State	22-12	10-4	6-6	6-2	33	7-9	10th	1-1, Second Round	1-1, NCAA Second Round
2025-26	Mississippi State	18-8	13-3	3-5	2-0		5-7			
TOTALS	FOUR SEASONS	85-43 (.664)	50-14	19-24	16-5		29-31		1-3	5-3 (2-1 NCAA, 2-1 WBIT)

17

11

7

WNBA DRAFT PICKS COACHED				
SCHOOL	PLAYER	RD	PICK	TEAM
2024	Mississippi State (HC)	Jessika Carter	2 22	New York Liberty
2022	Louisville (AC)	Emily Engstler	1 4	Indiana Fever
2022	Louisville (AC)	Kianna Smith	2 16	Los Angeles Sparks
2021	Louisville (AC)	Dana Evans	2 13	Dallas Wings
2020	Louisville (AC)	Jasmine Jones	1 2	New York Liberty
2020	Louisville (AC)	Kylee Shook	2 13	New York Liberty
2019	Louisville (AC)	Asia Durr	1 2	New York Liberty
2019	Louisville (AC)	Sam Fuehring	3 34	Washington Mystics
2019	Louisville (AC)	Arica Carter	3 34	Phoenix Mercury
2018	Louisville (AC)	Myisha Hines-Allen	2 19	Washington Mystics
2014	Louisville (AC)	Shoni Schimmel	1 8	Atlanta Dream
2014	Louisville (AC)	Antonita Slaughter	3 35	Los Angeles Sparks
2014	Louisville (AC)	Asia Taylor	3 36	Minnesota Lynx
2012	Georgia Tech (AC)	Sasha Goodlett	1 11	Indiana Fever
2011	Georgia Tech (AC)	Alex Montgomery	1 10	New York Liberty
2010	Georgia Tech (AC)	Brigitte Ardossi	2 21	Atlanta Dream
2008	Georgia Tech (AC)	Chioma Nnamaka	2 21	San Antonio Stars

ALL-AMERICANS COACHED		
SCHOOL	PLAYER	YEAR
Mississippi State (HC)	Jessika Carter	2024
Louisville (AC)	Dana Evans	2021, 20
Louisville (AC)	Jasmine Jones	2020
Louisville (AC)	Asia Durr	2019, 18, 17
Louisville (AC)	Myisha Hines-Allen	2018, 17, 16
Louisville (AC)	Mariya Moore	2016
Louisville (AC)	Shoni Schimmel	2014
Louisville (AC)	Sara Hammond	2014
Georgia Tech (AC)	Tyaunna Marshall	2013
Georgia Tech (AC)	Alex Montgomery	2011
Tulsa (AC)	Jill Robbins	2007, 06

ESPN TOP-100 SIGNEES AT MISSISSIPPI STATE			
PLAYER (STATE)	RANK	LISTED POSITION	YEAR
Jaylah Lampley (IN)	38	Guard *	2025
Madison Francis (NY)	39	Forward*	2025
Natayliah Gray (TX)	95	Forward*	2025
Tahj-Monet Bloom (FL)	43	Forward	2024
Quanirah Montague (NJ)	48	Post	2023
Jasmine Brown-Hagger (IL)	54	Guard	2023
Mjracle Sheppard (FL)	86	Guard	2023

2

ESPN TOP-25 SIGNING CLASSES

YEAR	PLAYERS	RANKING
2025 Recruiting Class	Lampley, Francis, Gray	10*
2023 Recruiting Class	Brown-Hagger, Montague, Sheppard	23

* - Second-best in program history (2019 - 6th ranked class)

WIN-LOSS RECORD UNDER PURCELL

PURCELL RECORD AGAINST ALL OPPONENTS

OPPONENT (CONFERENCE)	HOME	AWAY	NEUTRAL	TOTAL
Alabama (SEC)	1-1	0-2		1-3
Alabama State (SWAC)	3-0			3-0
Alcorn State (SWAC)	2-0		1-0	3-0
Arkansas (SWAC)	2-0	2-0		4-0
Arkansas-Pine Bluff (SWAC)			1-0	1-0
Auburn (SEC)	3-0	1-1		4-1
Belmont (MVC)		1-0	1-0	2-0
California (ACC)			1-0	1-0
Charlotte (AAC)	1-0			1-0
Chattanooga (SOCON)	1-0	0-1		1-1
Chicago State (NEC)		1-0		1-0
Clemson (ACC)			1-0	1-0
Colorado State (MWC)	1-0	1-0		2-0
Creighton (BIG EAST)			1-0	1-0
Davidson (A10)	1-0			1-0
Florida (SEC)	0-1	2-1		2-2
Florida A&M (SWAC)	1-0			1-0
Georgetown (BIG EAST)			1-0	1-0
Georgia (SEC)	2-0	1-1		3-1
Georgia State (SBC)	1-0			1-0
Georgia Tech (ACC)	1-0	0-1		1-1
Grambling (SWAC)	1-0			1-0
Illinois (BIG TEN)			1-0	1-0
Jackson State (SWAC)	2-0			2-0
Jacksonville (ASUN)			1-0	1-0
Jacksonville State (CUSA)	1-0			1-0
Kennesaw State (CUSA)	1-0			1-0
Kentucky (SEC)	2-1	1-1		3-2
La Salle (A10)		1-0		1-0
LSU (SEC)	1-0	0-2		1-2
Maryland Eastern Shore (MEAC)		1-0		1-0
Mercer (SOCON)	1-0			1-0
Memphis (AAC)	1-0	1-0		2-0
Miami (Fla.) (ACC)	0-1			0-1
Middle Tennessee (CUSA)			1-0	1-0
Mississippi Valley State (SWAC)	3-0			3-0
Missouri (SEC)	1-1	0-2	1-0	2-3
Nebraska (BIG TEN)			0-1	0-1
New Mexico (MWC)				1-0
New Orleans (SLC)	1-0			1-0
North Alabama (ASUN)	1-0			1-0
Notre Dame (ACC)			0-1	0-1
Oklahoma (SEC)	1-0	0-1		1-1
Old Dominion (SBC)			1-0	1-0
Ole Miss (SEC)	1-2	0-3	0-1	1-6
Penn State (BIG TEN)		0-1		0-1
Pitt (ACC)	1-0			1-0
Samford (SOCON)	1-0			1-0
South Carolina (SEC)	0-2	0-2		0-4
South Carolina State (MEAC)	1-0			1-0
South Dakota State (SUMMIT)		0-1		0-1
South Florida (AAC)			1-0	1-0
Southeastern La. (SLC)	1-0			1-0
Southern California (BIG TEN)			0-1	0-1
Southern Miss (SBC)	1-0			1-0
TCU (BIG 12)	1-0			1-0
Tennessee (SEC)	1-2	1-2		2-4
Texas (SEC)	0-1			0-1
Texas A&M (SEC)	2-0	2-0	0-2	4-2
Texas A&M-Commerce (SLC)	1-0			1-0
Texas Tech (BIG 12)		0-1		0-1
Tulsa (AAC)			1-0	1-0
UL Monroe (SBC)	2-0	1-0		3-0
Utah (BIG 12)			1-0	1-0
Vanderbilt (SEC)	0-2	2-0		2-1

PURCELL RECORD AGAINST EACH CONFERENCE

CONFERENCE	HOME	AWAY	NEUTRAL	TOTAL
Atlantic 10 (A10)	1-0	1-0	-	2-0
American Athletic (AAC)	2-0	1-0	2-0	5-0
Atlantic Coast (ACC)	2-1	0-1	2-1	4-3
Atlantic Sun (ASUN)	1-0	-	1-0	2-0
Big 12	1-0	0-1	1-0	2-1
Big East	-	-	2-0	2-0
Big Ten	-	0-2	1-1	1-3
Conference USA (CUSA)	2-0	-	1-0	3-0
Mid-Eastern Athletic (MEAC)	1-0	1-0	-	2-0
Missouri Valley (MVC)	-	1-0	1-0	2-0
Mountain West (MWC)	2-0	1-0	-	3-0
Northeast (NEC)	-	1-0	-	1-0
Southeastern (SEC)	17-13	12-18	1-3*	30-34
Southern (SOCON)	3-0	0-1	-	3-1
Southland (SLC)	3-0	-	-	3-0
Southwestern Athletic (SWAC)	12-0	-	2-0	14-0
Summit League (SUMMIT)	-	0-1	-	0-1
Sun Belt (SBC)	4-0	1-0	1-0	6-0

* - Neutral Site SEC Tournament Games, which do not affect conference record

PURCELL RECORD AGAINST ACTIVE SEC HEAD COACHES

	HOME	AWAY	NEUTRAL	TOTAL
Kristy Curry (Alabama)	1-1	0-2	-	1-3
Kelsi Musick (Arkansas)	-	1-0	-	1-0
Larry Vickers (Auburn)	1-0	-	-	1-0
Kelly Rae Finley (Florida)	0-1	2-0	2-1	4-2
Katie Abrahamson-Henderson (Georgia)	2-0	1-1	-	3-1
Kenny Brooks (Kentucky)	1-0	0-1	-	1-1
Kim Mulkey (LSU)	1-0	0-2	-	1-2
Kellie Harper (Missouri)*	1-2	0-1	-	1-3*
Jennie Baranczyk (Oklahoma)	1-0	0-1	-	1-1
Yolett McPhee-McCuin (Ole Miss)	1-2	0-3	0-1	1-6
Dawn Staley (South Carolina)	0-2	0-2	-	0-4
Kim Caldwell (Tennessee)	0-1	1-1	-	1-2
Vic Schaefer (Texas)	0-1	-	-	0-1
Joni Taylor (Texas A&M)	2-0	2-0	0-2	4-2
Shae Ralph (Vanderbilt)	0-2	2-0	-	2-2

* - Purcell was 1-1 against Harper at home and 0-1 against Harper in Knoxville during her time at Tennessee, which is included in this total.

MSU'S RECORD WHEN...

CONFERENCE/NON-CONFERENCE	ALL	SEC	FREE THROW SHOOTING	ALL	SEC	SECOND CHANCE POINTS	ALL	SEC
OVERALL	18-8	5-7	More FTs Made Than Opponent	15-3	4-2	More Second Chance Points	15-6	4-5
Non-Conference Matchups	13-1	-	Less FTs Made Than Opponent	2-5	1-5	Less Second Chance Points	1-2	0-2
Home	10-0	-	Both Make The Same Number of FTs	1-0	-	Equal Second Chance Points	2-0	1-0
Road	1-1	-	Outshooting Opponents From FT Line	13-3	4-3			
Neutral	2-0	-	Opponent Outshoots MSU From FT Line	4-4	1-3			
Conference Matchups	-	4-7	Both Shoot The Same Percentage From FT Line	0-1	0-1			
Home	-	3-3						
Road	-	2-4						
SCORING	ALL	SEC	TOTAL REBOUNDING	ALL	SEC	FAST BREAK POINTS	ALL	SEC
Outscoring Opponents in Quarter One	17-1	4-0	More Rebounds Than Opponent	18-5	5-4	More Fast Break Points	11-3	2-2
Opponent Outscores MSU in Quarter One	1-7	1-7	Less Rebounds Than Opponent	0-2	0-2	Less Fast Break Points	7-5	3-5
Score the Same in Quarter One	-	-	Equal Rebounds With Opponent	0-1	0-1	Equal Fast Break Points	-	-
Outscoring Opponents in Quarter Two	14-2	4-2						
Opponent Outscores MSU in Quarter Two	3-6	1-5						
Score the Same in Quarter Two	1-0	-						
Outscoring Opponents in the First Half	16-2	4-1						
Opponent Outscores MSU in the First Half	1-6	1-6						
Score the Same in the First Half	1-0	-						
Outscoring Opponents in Quarter Three	16-1	4-1						
Opponent Outscores MSU in Quarter Three	1-6	1-6						
Score the Same in Quarter Three	1-1	-						
Outscoring Opponents in Quarter Four	11-2	3-2						
Opponent Outscores MSU in Quarter Four	7-6	2-5						
Score the Same in Quarter Four	-	-						
Outscoring Opponents in the Second Half	15-0	4-0						
Opponent Outscores MSU in the Second Half	3-7	1-6						
Score the Same in the Second Half	0-1	0-1						
SHOOTING PERCENTAGES	ALL	SEC	OFFENSIVE/DEFENSIVE REBOUNDING	ALL	SEC	POINTS OFF THE BENCH	ALL	SEC
Outshooting Opponents	17-1	5-0	More Offensive Rebounds Than Opponent	13-6	3-6	More Points off the Bench	12-2	4-2
Opponent Outshoots MSU	1-7	0-7	Less Offensive Rebounds Than Opponent	3-2	2-1	Less Points off the Bench	5-6	1-5
Outshooting Opponents in Quarter One	16-2	4-1	Equal Offensive Rebounds With Opponent	2-0	-	Equal Points off the Bench	1-0	-
Opponent Outshoots MSU in Quarter One	2-6	1-6						
Outshooting Opponents in Quarter Two	14-1	4-1						
Opponent Outshoots MSU In Quarter Two	4-7	1-6						
Outshooting Opponents in Quarter Three	14-4	4-3						
Opponent Outshoots MSU In Quarter Three	4-4	1-4						
Outshooting Opponents in Quarter Four	13-1	4-1						
Opponent Outshoots MSU In Quarter Four	5-6	1-5						
Shoot The Same In Quarter Four	0-1	0-1						
3 POINT SHOOTING	ALL	SEC	FOULS	ALL	SEC	TIME WITH LEAD	ALL	SEC
More 3PT FGs Made Than Opponent	8-1	4-0	More Fouls Than Opponent	4-6	1-5	MSU Leads For Longer Than Opponent	18-1	5-0
Less 3PT FGs Made Than Opponent	7-6	1-6	Less Fouls Than Opponent	10-2	3-2	Opponent Leads For Longer Than MSU	0-7	0-7
Both Make The Same Number of 3 PT FGs	3-1	0-1	Same Amount of Fouls as Opponent	4-0	1-0	Tied Time With Lead	-	-
Outshooting Opponents From Three	14-3	5-2						
Opponent Outshoots MSU From Three	4-5	0-5						
Both Shoot The Same Percentage From Three	-	-						
POINTS OFF TURNOVERS	ALL	SEC	ASSISTS	ALL	SEC	OPPONENT RANKINGS	ALL	SEC
More Points Off Turnovers	14-3	1-3	More Assists Than Opponent	17-1	5-1	Against Top 10 AP Poll Opponents	1-3	1-3
Less Points Off Turnovers	4-5	4-4	Less Assists Than Opponent	1-7	0-6	Against Top 25 AP Poll Opponents	1-3	1-3
Equal Points Off Turnovers	-	-	Same Amount of Assists as Opponent	-	-	Against Unranked AP Poll Opponents	16-2	3-1
POINTS IN THE PAINT	ALL	SEC	TURNOVERS	ALL	SEC	UNIFORM COLOR	ALL	SEC
More Points in the Paint	18-2	5-2	More Turnovers Than Opponent	6-5	4-4	Wearing Maroon Uniforms	3-2	1-2
Less Points in the Paint	0-6	0-5	Less Turnovers Than Opponent	11-3	1-3	Wearing White Uniforms	13-2	2-2
Equal Points in the Paint	-	-	Same Amount of Turnovers as Opponent	1-0	-	Wearing Black Uniforms	2-3	2-2
						Wearing White/Pink Uniforms	0-1	0-1
DAYS OF THE WEEK	ALL	SEC						
Playing On Monday	3-0	1-0						
Playing On Tuesday	1-0	-						
Playing On Wednesday	1-0	-						
Playing On Thursday	5-4	3-3						
Playing On Friday	1-0	-						
Playing On Saturday	1-0	-						
Playing On Sunday	6-4	1-4						



2025-26 Mississippi St. Women's Basketball
Combined Team Statistics
All games

Game Records

Record	Overall	Home	Away	Neutral
ALL GAMES	18-8	13-3	3-5	2-0
CONFERENCE	5-7	3-3	2-4	0-0
NON-CONFERENCE	13-1	10-0	1-1	2-0

Score by Periods

Team	1st	2nd	3rd	4th	OT	TOT
Mississippi St.	497	487	533	510	0	2027
Opponents	356	408	458	470	0	1692

Team Box Score

No.	Player				Total		3-Point		F-Throw		Rebounds											
		GP-GS	MIN	AVG	FG-FGA	FG%	3FG-3FGA	3FG%	FT-FTA	FT%	OFF	DEF	TOT	AVG	PF	DQ	A	TO	BLK	STL	PTS	AVG
40	FRANCIS, Madison	26-22	774:45	29.8	133-290	.459	15-54	.278	64-89	.719	80	113	193	7.4	65	2	39	63	74	37	345	13.3
25	NWAEDOZI, Favour	26-26	677:54	26.1	130-238	.546	0-7	.000	67-100	.670	105	162	267	10.3	69	2	38	42	18	19	327	12.6
2	MCPHAUL, Destiney	26-24	752:05	28.9	99-218	.454	35-105	.333	40-51	.784	11	57	68	2.6	42	0	110	53	4	42	273	10.5
33	RICHARDSON, Kharyssa	25-14	568:32	22.7	86-199	.432	5-15	.333	65-80	.813	29	87	116	4.6	48	0	16	43	9	15	242	9.7
4	CRISP, Trayanna	25-25	698:14	27.9	74-186	.398	48-123	.390	37-42	.881	7	47	54	2.2	50	1	69	42	1	24	233	9.3
10	LAMPLEY, Jaylah	26-3	549:37	21.1	96-186	.516	27-68	.397	19-36	.528	47	81	128	4.9	24	0	24	41	5	17	238	9.2
5	PRATER, Chandler	25-16	537:16	21.5	73-166	.440	20-53	.377	40-46	.870	33	96	129	5.2	45	1	47	46	5	28	206	8.2
8	FANE, Awa	18-0	171:47	9.5	20-48	.417	11-25	.440	5-7	.714	5	8	13	0.7	13	0	10	12	0	8	56	3.1
22	GRAY, Nataliyah	14-0	69:11	4.9	11-26	.423	1-7	.143	12-21	.571	5	17	22	1.6	8	0	4	10	1	3	35	2.5
1	KING, Saniyah	21-0	302:39	14.4	18-64	.281	5-30	.167	10-11	.909	2	28	30	1.4	30	1	23	25	1	9	51	2.4
23	WYLDER, Faith	7-0	38:02	5.4	2-6	.333	0-0	.000	4-5	.800	5	5	10	1.4	5	0	0	1	2	1	8	1.1
13	JIMÉNEZ, Rocío	11-0	33:15	3.0	5-12	.417	0-0	.000	1-4	.250	4	3	7	0.6	2	0	0	4	4	1	11	1.0
85	GUILLET, Melissa	6-0	26:45	4.5	1-10	.100	0-7	.000	0-0	.000	1	2	3	0.5	1	0	2	1	0	1	2	0.3
Team											35	46	81					10				
Total		26	5200		748-1649	.454	167-494	.338	364-492	.740	369	752	1121	43.1	402	7	382	393	124	205	2027	78.0
Opponents		26	5195		621-1585	.392	178-568	.313	272-385	.706	263	587	850	32.7	428	4	325	416	72	224	1692	65.1

Team Statistics

	MS	OPP
Scoring	2027	1692
Points per game	78.0	65.1
Scoring margin	+12.9	-
Field goals-att	748-1649	621-1585
Field goal pct	.454	.392
3 point fg-att	167-494	178-568
3-point FG pct	.338	.313
3-pt FG made per game	6.4	6.8
Free throws-att	364-492	272-385
Free throw pct	.740	.706
F-Throws made per game	14.0	10.5
Rebounds	1121	850
Rebounds per game	43.1	32.7
Rebounding margin	+10.4	-
Assists	382	325
Assists per game	14.7	12.5
Turnovers	393	416
Turnovers per game	15.1	16.0
Turnover margin	+0.9	-
Assist/turnover ratio	1.0	0.8
Steals	205	224
Steals per game	7.9	8.6
Blocks	124	72
Blocks per game	4.8	2.8
Winning streak	2	-
Home win streak	1	-
Attendance	62320	44794
Home games-Avg/Game	16-3895	8-5599
Neutral site-Avg/Game	-	2-750

Team Results

Date	Opponent		Score	Att.
11/03/2025	Davidson	W	66-57	3462
11/07/2025	Georgia St.	W	88-62	6549
11/09/2025	Mississippi Val.	W	107-43	3566
11/13/2025	Jackson St.	W	82-55	3542
11/20/2025	at Texas Tech	L	62-69	3652
11/24/2025	vs Alcorn	W	65-51	750
11/25/2025	vs Middle Tenn.	W	69-47	750
11/30/2025	ULM	W	66-54	3411
12/04/2025	Pittsburgh	W	79-44	3433
12/07/2025	Charlotte	W	89-59	3473
12/14/2025	Southern Miss.	W	87-64	3833
12/17/2025	Alabama St.	W	105-57	3289
12/20/2025	at La Salle	W	85-37	490
12/28/2025	Samford	W	112-54	3588
01/01/2026	Auburn	W	75-53	3710
01/04/2026	at Oklahoma	L	47-95	5504
01/08/2026	Tennessee	L	80-90	3905
01/11/2026	at Ole Miss	L	68-93	4634
01/15/2026	Vanderbilt	L	84-89	4082
01/18/2026	Kentucky	W	71-59	4612
01/25/2026	at Alabama	L	78-85	2791
01/29/2026	at Tennessee	W	77-62	10418
02/01/2026	Missouri	L	80-88	4214
02/05/2026	at South Carolina	L	45-88	15204
02/12/2026	Georgia	W	85-71	3651
02/16/2026	at Arkansas	W	75-66	2101



**2025-26 Mississippi St. Women's Basketball
Combined Team Statistics
In Conference games**

Page 1/1
as of Feb 17, 2026

Game Records

Record	Overall	Home	Away	Neutral
ALL GAMES	5-7	3-3	2-4	0-0
CONFERENCE	5-7	3-3	2-4	0-0
NON-CONFERENCE	0-0	0-0	0-0	0-0

Score by Periods

Team	1st	2nd	3rd	4th	OT	TOT
Mississippi St.	185	218	223	239	0	865
Opponents	206	233	251	249	0	939

Team Box Score

No.	Player				Total		3-Point		F-Throw		Rebounds													
		GP-GS	MIN	AVG	FG-FGA	FG%	3FG-3FGA	3FG%	FT-FTA	FT%	OFF	DEF	TOT	AVG	PF	DQ	A	TO	BLK	STL	PTS	AVG		
40	FRANCIS, Madison	12-12	387:43	32.3	61-147	.415	9-26	.346	30-42	.714	35	64	99	8.3	36	1	16	33	29	16	161	13.4		
33	RICHARDSON, Kharyssa	12-10	303:04	25.3	58-115	.504	4-11	.364	34-41	.829	21	39	60	5.0	22	0	5	25	1	8	154	12.8		
4	CRISP, Trayanna	12-12	353:43	29.5	38-101	.376	27-71	.380	23-24	.958	5	24	29	2.4	34	1	31	25	0	11	126	10.5		
25	NWAEDOZI, Favour	12-12	340:38	28.4	44-98	.449	0-6	.000	34-48	.708	44	73	117	9.8	37	2	14	24	4	9	122	10.2		
2	MCPHAUL, Destiney	12-10	348:06	29.0	38-103	.369	13-49	.265	15-19	.789	7	23	30	2.5	23	0	53	33	1	15	104	8.7		
10	LAMPLEY, Jaylah	12-2	230:37	19.2	32-73	.438	12-36	.333	9-15	.600	15	35	50	4.2	12	0	6	16	0	3	85	7.1		
5	PRATER, Chandler	11-2	198:29	18.0	23-56	.411	8-23	.348	6-7	.857	4	24	28	2.5	20	1	7	13	1	10	60	5.5		
22	GRAY, Nataliyah	4-0	14:25	3.6	4-7	.571	1-1	1.000	2-3	.667	2	3	5	1.3	2	0	0	3	0	0	11	2.8		
8	FANE, Awa	6-0	41:39	6.9	5-10	.500	4-9	.444	1-2	.500	0	1	1	0.2	1	0	1	3	0	3	15	2.5		
1	KING, Saniyah	12-0	142:42	11.9	9-28	.321	1-14	.071	6-6	1.000	2	8	10	0.8	19	1	8	14	1	4	25	2.1		
85	GUILLET, Melissa	6-0	26:45	4.5	1-10	.100	0-7	.000	0-0	.000	1	2	3	0.5	1	0	2	1	0	1	2	0.3		
13	JIMÉNEZ, Rocío	3-0	12:11	4.1	0-0	.000	0-0	.000	0-2	.000	0	0	0	0.0	0	0	0	1	1	0	0	0.0		
Team											22	21	43				3							
Total		12	2400		313-748	.418	79-253	.312	160-209	.766	158	317	475	39.6	207	6	143	194	38	80	865	72.1		
Opponents		12	2400		342-755	.453	89-265	.336	166-223	.744	121	293	414	34.5	194	2	183	159	47	122	939	78.3		

Team Statistics

	MS	OPP
Scoring	865	939
Points per game	72.1	78.3
Scoring margin	-6.2	-
Field goals-att	313-748	342-755
Field goal pct	.418	.453
3 point fg-att	79-253	89-265
3-point FG pct	.312	.336
3-pt FG made per game	6.6	7.4
Free throws-att	160-209	166-223
Free throw pct	.766	.744
F-Throws made per game	13.3	13.8
Rebounds	475	414
Rebounds per game	39.6	34.5
Rebounding margin	+5.1	-
Assists	143	183
Assists per game	11.9	15.3
Turnovers	194	159
Turnovers per game	16.2	13.3
Turnover margin	-2.9	-
Assist/turnover ratio	0.7	1.2
Steals	80	122
Steals per game	6.7	10.2
Blocks	38	47
Blocks per game	3.2	3.9
Winning streak	2	-
Home win streak	1	-
Attendance	24174	40652
Home games-Avg/Game	6-4029	6-6775
Neutral site-Avg/Game	-	0-0

Team Results

Date	Opponent		Score	Att.
01/01/2026	Auburn	W	75-53	3710
01/04/2026	at Oklahoma	L	47-95	5504
01/08/2026	Tennessee	L	80-90	3905
01/11/2026	at Ole Miss	L	68-93	4634
01/15/2026	Vanderbilt	L	84-89	4082
01/18/2026	Kentucky	W	71-59	4612
01/25/2026	at Alabama	L	78-85	2791
01/29/2026	at Tennessee	W	77-62	10418
02/01/2026	Missouri	L	80-88	4214
02/05/2026	at South Carolina	L	45-88	15204
02/12/2026	Georgia	W	85-71	3651
02/16/2026	at Arkansas	W	75-66	2101

GAME-BY-GAME STATISTICS

	W/L	REC	1ST	2ND	3RD	4TH	OT	PTS	MAR	FG-FGA	FG%	3FG-3FGA	3FG%	FT-FTA	FT%	O-D-REB	MAR	PF	AST	TO	STL	BLK	ATT
MISSISSIPPI STATE	W, 66-57	1-0	15	16	16	19	-	66	+9	21-51	41.2	3-9	33.3	21-31	67.7	14-28-42	+15	20	6	18	10	7	3,462
Davidson 11/3		0-1	14	17	13	13	-	57	-9	18-52	34.6	4-14	28.6	17-20	85.0	8-19-27	-15	21	11	17	10	1	
MISSISSIPPI STATE	W, 88-62	2-0	17	32	25	14	-	88	+26	33-64	51.6	10-20	50	12-16	75.0	12-32-44	+15	13	21	15	7	8	6,549
Georgia State 11/7		1-1	10	12	21	19	-	62	-26	23-60	38.3	7-22	31.8	9-14	64.3	7-22-29	-15	13	6	14	9	0	
MISSISSIPPI STATE	W, 107-43	3-0	22	25	27	31	-	107	+64	37-71	52.1	8-17	47.1	25-31	80.6	21-34-55	+30	7	21	14	13	11	3,566
Mississippi Valley State 11/9		0-2	8	11	16	8	-	43	-64	18-60	30.0	4-23	17.4	3-4	75.0	9-16-25	-30	23	8	21	10	4	
MISSISSIPPI STATE	W, 82-55	4-0	22	19	21	20	-	82	+27	32-58	55.2	4-14	28.6	14-22	63.6	8-30-38	+2	16	15	14	12	5	3,542
Jackson State 11/13		1-2	5	19	20	11	-	55	-27	23-64	35.9	6-23	26.1	3-6	50.0	13-23-36	-2	16	9	22	8	2	
MISSISSIPPI STATE	L, 62-69	4-1	31	2	12	17	-	62	-7	20-53	37.7	5-16	31.3	17-21	81.0	6-33-39	+3	20	8	22	3	6	3,652
at Texas Tech 11/20		6-0	16	15	12	26	-	69	+7	26-66	39.4	3-19	15.8	14-17	82.4	8-28-36	-3	18	11	13	11	1	
MISSISSIPPI STATE	W, 65-51	5-1	17	17	16	15	-	65	+14	20-57	35.1	8-28	28.6	17-27	63.0	18-28-46	+12	14	16	18	14	4	750
vs Alcorn State 11/24		1-4	4	10	15	22	-	51	-14	19-55	34.5	8-24	33.3	5-11	45.5	11-23-34	-12	22	13	24	7	1	
MISSISSIPPI STATE	W, 69-47	6-1	18	17	16	18	-	69	+22	27-49	55.1	5-11	45.5	10-13	76.9	6-24-30	+6	21	20	16	4	6	750
vs Middle Tennessee State 11/25		3-4	8	11	16	12	-	47	-22	16-45	35.6	5-17	29.4	10-15	66.7	6-18-24	-6	16	11	19	9	1	
MISSISSIPPI STATE	W, 66-54	7-1	20	10	19	17	-	66	+12	26-63	41.3	4-15	26.7	10-12	83.3	19-19-38	+8	10	14	18	8	4	3,411
ULM 11/30		5-2	18	11	11	14	-	54	-12	22-52	42.3	8-18	44.4	2-2	100.0	11-19-30	-8	19	12	26	7	2	
MISSISSIPPI STATE	W, 79-44	8-1	20	22	28	9	-	79	+35	33-73	45.2	7-22	31.8	6-9	66.7	11-40-51	+10	14	18	8	9	5	3,433
Pitt 12/4		6-5	8	6	14	16	-	44	-35	13-59	22.0	7-17	41.2	11-19	57.9	11-30-41	-10	10	7	18	4	3	
MISSISSIPPI STATE	W, 89-59	9-1	24	21	22	22	-	89	+30	37-71	52.1	6-20	30.0	9-16	56.3	18-33-51	+14	16	13	15	6	8	3,473
Charlotte 12/7		4-6	15	14	17	13	-	59	-30	22-67	32.8	7-21	33.3	8-14	57.1	16-21-37	-14	14	9	16	8	2	
MISSISSIPPI STATE	W, 87-64	10-1	21	19	28	19	-	87	+23	33-70	47.1	6-14	42.9	15-24	62.5	21-34-55	+25	14	15	12	5	4	3,833
Southern Miss 12/14		7-4	10	18	14	22	-	64	-23	23-65	35.4	12-31	38.7	6-10	60.0	11-19-30	-25	17	13	12	4	1	
MISSISSIPPI STATE	W, 105-57	11-1	34	25	24	22	-	105	+48	39-78	50.0	7-17	41.2	20-26	76.9	22-27-49	+15	11	24	9	13	8	3,289
Alabama State 12/17		3-7	10	9	14	24	-	57	-48	21-58	36.2	3-14	21.4	12-20	60.0	13-21-34	-15	19	9	21	4	2	
MISSISSIPPI STATE	W, 85-37	12-1	24	18	18	25	-	85	+48	34-70	48.6	7-21	33.3	10-12	83.3	17-35-52	+21	10	23	13	13	1	490
at La Salle 12/20		8-4	12	8	9	8	-	37	-48	15-62	24.2	4-20	20.0	3-5	60.0	12-19-31	-21	10	8	22	8	2	
MISSISSIPPI STATE	W, 112-54	13-1	25	26	38	23	-	112	+58	43-73	58.9	8-17	47.1	18-23	78.3	18-38-56	+34	9	25	7	8	9	3,588
Samford 12/28		6-10	12	14	15	13	-	54	-58	20-65	30.8	11-40	27.5	3-5	60.0	6-16-22	-34	15	13	12	3	3	
MISSISSIPPI STATE	W, 75-53	14-1	14	18	20	23	-	75	+22	27-59	45.8	7-21	33.3	14-17	82.4	16-30-46	+22	13	11	16	2	0	3,710
Auburn 1/1		11-4	7	16	16	14	-	53	-22	19-54	35.2	2-15	13.3	13-20	65.0	7-17-24	-22	17	8	14	14	4	
MISSISSIPPI STATE	L, 47-95	14-2	8	14	13	12	-	47	-48	14-70	20.0	1-25	4.0	18-21	85.7	11-26-37	-27	18	4	14	8	4	5,504
at #8 Oklahoma 1/4		14-1	21	27	24	23	-	95	+48	39-79	49.4	3-17	17.6	14-21	66.7	17-47-64	+27	14	25	13	12	3	
MISSISSIPPI STATE	L, 80-90	14-3	19	18	22	21	-	80	-10	30-66	45.5	2-13	15.4	18-21	85.7	17-20-37	-27	16	9	16	7	4	3,905
#20 Tennessee 1/8		11-3	26	21	23	20	-	90	+10	34-67	50.7	10-27	37.0	12-17	70.6	16-19-35	+27	22	16	14	11	5	
MISSISSIPPI STATE	L, 68-93	14-4	17	18	13	20	-	68	-25	25-61	41.0	5-15	33.3	13-26	50.0	15-22-37	+2	15	11	16	4	4	4,634
at #18 Ole Miss 1/11		16-3	21	29	21	22	-	93	+25	36-64	56.3	6-19	31.6	15-19	78.9	7-28-35	-2	22	21	8	13	4	
MISSISSIPPI STATE	L, 84-89	14-5	16	19	20	29	-	84	-5	32-66	48.5	8-21	38.1	12-14	85.7	12-21-33	-	24	14	12	10	0	4,082
#5 Vanderbilt 1/15		18-0	16	19	30	23	-	89	+5	30-60	50.0	11-29	37.9	18-20	90.0	10-23-33	-	14	20	13	4	4	

GAME-BY-GAME STATISTICS

	W/L	REC	1ST	2ND	3RD	4TH	OT	PTS	MAR	FG-FGA	FG%	3FG-3FGA	3FG%	FT-FTA	FT%	O-D-REB	MAR	PF	AST	TO	STL	BLK	ATT
MISSISSIPPI STATE	W, 71-59	15-5	18	12	18	23	-	71	+12	27-58	46.6	6-16	37.5	11-17	64.7	11-41-52	+17	16	10	18	10	7	4,612
#7 Kentucky 1/18		17-3	13	20	11	15	-	59	-12	23-72	31.9	8-15	53.3	8-15	53.3	12-23-35	-17	17	9	6	8	6	
MISSISSIPPI STATE	W, 78-85	15-6	14	17	29	18	-	78	-7	28-62	45.2	4-16	25.0	18-21	85.7	13-21-34	+4	21	12	15	10	1	2,791
at #23 Alabama 1/25		18-3	15	20	21	29	-	85	+7	26-50	52.0	13-21	61.9	20-24	83.3	6-24-30	-4	17	19	16	10	7	
MISSISSIPPI STATE	W, 77-62	16-6	9	26	24	18	-	77	+15	27-56	48.2	8-18	44.4	15-20	75.0	12-38-50	+19	20	11	24	10	3	10,418
at #15 Tennessee 1/29		14-4	12	14	16	20	-	62	-15	22-69	31.9	4-21	19.0	14-23	60.9	15-16-31	-19	20	8	15	11	1	
MISSISSIPPI STATE	L, 80-88	16-7	20	24	21	15	-	80	-8	30-72	41.7	12-34	35.3	8-10	80.0	20-19-39	+11	13	21	11	6	4	4,214
Missouri 2/1		15-9	22	21	25	20	-	88	+88	32-55	58.2	12-26	46.2	12-15	80.0	6-22-28	-11	7	17	13	7	1	
MISSISSIPPI STATE	L, 45-88	16-8	11	11	6	17	-	45	-43	16-58	27.6	3-24	12.5	10-14	71.4	12-17-29	-10	13	5	19	4	3	15,204
at #3 South Carolina 2/5		23-2	21	17	30	20	-	88	+43	34-62	54.8	6-14	42.9	14-15	93.3	9-30-39	+10	12	23	14	11	4	
MISSISSIPPI STATE	W, 85-71	17-8	21	22	18	24	-	85	+14	30-60	50.0	9-18	50.0	16-18	88.9	7-29-36	+6	18	16	15	9	6	3,651
Georgia 2/12		19-6	18	18	12	23	-	71	-14	25-57	43.9	10-23	43.5	11-15	73.3	5-25-30	-6	19	9	20	6	5	
MISSISSIPPI STATE	W, 75-66	18-8	18	19	19	19	-	75	+9	27-60	45.0	14-32	43.8	7-10	70.0	12-33-45	+15	20	19	22	7	2	2,101
at Arkansas 2/16		11-16	10	14	22	20	-	66	-9	22-66	33.39	7-24	29.2	15-19	78.9	11-19-30	-15	13	8	13	15	3	

GAME-BY-GAME STATISTIC LEADERS

	RESULT	POINTS	REBOUNDS	ASSISTS	STEALS	BLOCKS	MINUTES
Davidson 11/3	W, 66-57	McPhaul (20)	Nwaedozi (10)	McPhaul, Prater (2)	Prater (3)	Francis (6)	McPhaul (37:18)
Georgia State 11/7	W, 88-62	Nwaedozi (17)	Nwaedozi (10)	Crisp (6)	McPhaul, Prater (2)	McPhaul, Nwaedozi, Prater (2)	Crisp (28:59)
Mississippi Valley St. 11/9	W, 107-43	Prater (25)	Nwaedozi (16)	Prater (5)	Nwaedozi (3)	Francis (5)	McPhaul (24:55)
Jackson State 11/13	W, 82-55	Nwaedozi (18)	Nwaedozi (15)	Nwaedozi (4)	Crisp, Francis (3)	Francis (3)	Francis (29:51)
at Texas Tech 11/20	L, 62-69	McPhaul, Crisp (12)	Nwaedozi, Richardson (9)	McPhaul (4)	King, McPhaul, Prater (1)	Nwaedozi (2)	McPhaul (32:10)
vs. Alcorn State 11/24	W, 65-51	Francis (15)	Lampley (10)	Francis, Prater (4)	Francis (3)	Nwaedozi (2)	Francis (30:31)
vs. MTSU 11/25	W, 69-47	Francis (17)	Francis, Nwaedozi (6)	McPhaul (5)	Francis, King, Prater, Richardson (1)	Francis (6)	McPhaul (35:28)
ULM 11/30	W, 66-54	Nwaedozi (13)	Francis (13)	McPhaul, Prater (3)	Crisp, Francis, Lampley, McPhaul (2)	Francis (3)	Francis (36:03)
Pitt 12/4	W, 79-44	McPhaul (22)	Francis (10)	King (4)	Crisp, Francis, Lampley, McPhaul (2)	Francis, Nwaedozi (2)	Francis (29:24)
Charlotte 12/7	W, 89-59	McPhaul, Nwaedozi (16)	Prater (13)	King, McPhaul (3)	McPhaul (3)	Francis (7)	Francis (32:27)
Southern Miss 12/14	W, 87-64	Nwaedozi (21)	Nwaedozi (23)	Crisp, McPhaul (4)	Prater (2)	Francis, Lampley, Nwaedozi, Prater(1)	Crisp (33:27)
Alabama State 12/17	W, 105-57	Francis (30)	Prater (11)	Crisp (7)	Fane, Francis (3)	Francis (4)	Francis (30:14)
at La Salle 12/20	W, 85-37	Lampley (18)	Nwaedozi (16)	McPhaul (10)	McPhaul (6)	Francis (1)	McPhaul (35:14)
Samford 12/28	W, 112-54	Nwaedozi (30)	Francis (11)	McPhaul (10)	Prater (3)	Francis (4)	Prater (31:00)
Auburn 1/1	W, 75-53	Crisp (17)	Francis, Nwaedozi (13)	Crisp, Lampley (3)	McPhaul (2)	-	McPhaul (31:59)
at #8 Oklahoma 1/4	L, 47-95	Richardson (13)	Francis, Nwaedozi (7)	Nwaedozi (2)	Fane, Nwaedozi (2)	Francis (3)	Nwaedozi (32:30)
#20 Tennessee 1/8	L, 80-90	Francis, Richardson (22)	Francis (13)	McPhaul (5)	McPhaul (3)	Francis (4)	Francis, McPhaul (38:42)
at #18 Ole Miss 1/11	L, 68-93	Francis, Prater (15)	Nwaedozi (11)	McPhaul (4)	Francis, McPhaul (2)	Francis (3)	Francis (33:39)
#5 Vanderbilt 1/15	L, 84-89	Francis (15)	Francis (8)	Crisp (7)	Crisp (3)	-	Francis (35:55)
#7 Kentucky 1/18	W, 71-59	Richardson (23)	Nwaedozi (21)	McPhaul (6)	Prater (3)	Francis (6)	Nwaedozi (36:22)
at #23 Alabama 1/25	L, 78-85	Nwaedozi (19)	Francis (8)	McPhaul (5)	Francis (7)	Francis (1)	Francis (35:54)
at #15 Tennessee 1/29	W, 77-62	Richardson (21)	Nwaedozi (14)	McPhaul (5)	Crisp (3)	Francis (3)	Nwaedozi (35:02)
Missouri 2/1	L, 80-88	Richardson (21)	Francis (9)	McPhaul (9)	Francis, Richardson (2)	Nwaedozi (3)	Crisp (35:09)
at #3 South Carolina 2/5	L, 45-88	Francis (12)	Nwaedozi (5)	McPhaul (3)	Francis (2)	Francis (2)	Francis (31:28)
Georgia 2/12	W, 85-71	McPhaul (18)	Nwaedozi (12)	McPhaul (6)	McPhaul (4)	Francis (4)	Francis (34:44)
at Arkansas 2/16	W, 75-66	Lampley (16)	Nwaedozi (10)	McPhaul (6)	Nwaedozi (3)	Francis (2)	Francis (32:11)
Florida 2/19							
at Texas 2/22							
at Texas A&M 2/26							
LSU 3/1							

GAME-BY-GAME STATISTIC LEADERS

POINTS	REBOUNDS	ASSISTS	STEALS	BLOCKS	MINUTES
Francis.....7, (3-4)	Nwaedozi 16, (12-4)	McPhaul 17, (11-6)	Francis..... 10, (6-4)	Francis..... 20, (15-5)	Francis..... 13, (8-5)
Nwaedozi 7, (6-1)	Francis..... 10, (5-5)	Crisp 5, (4-1)	McPhaul 10, (7-3)	Nwaedozi 6, (4-2)	McPhaul 7, (5-2)
Richardson..... 5, (2-3)	Prater 2, (2-0)	Prater 4, (4-0)	Prater 7, (6-1)	Prater 2, (2-0)	Crisp 3, (2-1)
McPhaul 5, (4-1)	Lampley 1, (1-0)	King 2, (2-0)	Crisp 5, (4-1)	Lampley 1, (1-0)	Nwaedozi 3, (2-1)
Crisp 2, (1-1)	Richardson..... 1, (0-1)	Nwaedozi 2, (1-1)	Nwaedozi 3, (2-1)	McPhaul 1, (1-0)	Prater 1, (1-0)
Lampley..... 2, (2-0)		Francis..... 1, (1-0)	Fane..... 2, (1-1)		
Prater 2, (1-1)		Lampley 1, (1-0)	King 2, (1-1)		
			Lampley 2, (2-0)		
			Richardson..... 2, (1-1)		

PLUS/MINUS BREAKDOWN

	RESULT	KING	MCPHAUL	CRISP	PRATER	FANE	LAMPLEY	JIMENEZ	GRAY	NWAEDOZI	RICHARDSON	FRANCIS	GUILLET
Davidson 11/3	W, 66-57	-	15	3	-3	-5	10	-	-	5	9	11	-
Georgia State 11/7	W, 88-62	-	25	13	25	1	20	-2	11	20	10	9	-
Mississippi Valley St. 11/9	W, 107-43	-	31	30	44	36	28	12	24	32	23	46	-
Jackson State 11/13	W, 82-55	6	25	16	17	2	15	-3	-2	25	15	19	-
at Texas Tech 11/20	L, 62-69	-10	-10	-12	-3	0	6	-5	-	-7	0	6	-
vs. Alcorn State 11/24	W, 65-51	-3	21	17	20	-7	-6	-	-8	27	-7	16	-
vs. MTSU 11/25	W, 69-47	7	18	23	26	-	-1	-	-	17	3	17	-
ULM 11/30	W, 66-54	2	18	7	3	-	6	-	-2	9	1	16	-
Pitt 12/4	W, 79-44	4	36	32	16	-8	15	-12	-1	33	25	35	-
Charlotte 12/7	W, 89-59	11	20	33	15	4	6	0	1	29	0	31	-
Southern Miss 12/14	W, 87-64	1	30	32	21	-11	1	-	-8	38	-	26	-
Alabama State 12/17	W, 105-57	-	30	47	33	14	23	-7	-4	37	20	48	-
at La Salle 12/20	W, 85-37	-	42	35	23	14	46	-	8	32	19	11	-
Samford 12/28	W, 112-54	18	47	-	57	1	49	0	-	53	9	55	-
Auburn 1/1	W, 75-53	7	17	21	14	-6	17	-	-	16	5	19	-
at Oklahoma 1/4	L, 47-95	-30	-27	-39	-14	-2	-29	-	5	-41	-40	-23	-
Tennessee 1/8	L, 80-90	1	-10	-14	-	0	-5	-	-	-13	-2	-7	-
at Ole Miss 1/11	L, 68-93	-17	-17	-23	-7	3	0	-3	-4	-15	-21	-21	-
Vanderbilt 1/15	L, 84-89	-6	-12	6	-6	-	5	-	-	2	-10	-4	-
Kentucky 1/18	W, 71-59	-8	17	14	-10	-	-1	-	-	15	21	12	0
at Alabama 1/25	L, 78-85	-1	0	-9	4	-	3	-	-	-9	-8	-9	-6
at Tennessee 1/29	W, 77-62	-4	22	18	-2	-	2	-	-	16	6	18	-1
Missouri 2/1	L, 80-88	1	-12	-6	-4	-	0	-	-	-5	-2	-9	-3
at South Carolina 2/5	L, 45-88	-18	-17	-28	-13	1	-25	-3	0	-35	-33	-36	-8
Georgia 2/12	W, 85-71	3	5	14	6	-	0	-2	-	18	11	15	-
at Arkansas 2/16	W, 75-66	-8	3	23	-7	-14	10	-	-2	5	19	23	-7
Florida 2/19													
at Texas 2/22													
at Texas A&M 2/22													
LSU 3/1													

	KING	MCPHAUL	CRISP	PRATER	FANE	LAMPLEY	JIMENEZ	GRAY	NWAEDOZI	RICHARDSON	FRANCIS	GUILLET
OVERALL TOTALS	-44	317	253	255	23	195	-25	18	304	73	324	-25
SEC TOTALS	-80	-31	-23	-39	-18	-23	-8	-1	-46	-54	-22	-25
GAMES LED IN	2 (0-2)	6 (6-0)	4 (3-1)	4 (3-1)	2 (0-2)	2 (1-1)		1 (0-1)	4 (4-0)	1 (1-0)	4 (3-1)	

LEAD BREAKDOWN

	FIRST HALF			SECOND HALF/OT			FINAL			LARGEST				TIME			BEST RUN
	MSU	OPP	MAR	MSU	OPP	MAR	MSU	OPP	MAR	LEAD	DEFICIT	TIMES TIED	LEAD CHANGES	LED	TRAILED	TIED	
Davidson 11/3	31	31	0	35	26	9	66	57	9	10 (4th 1:23)	7 (2nd 4:23)	7	4	28:44	7:23	1:53	7 (2nd 3:23)
Georgia State 11/7	49	22	27	39	40	-1	88	62	26	39 (3rd 3:25)	4 (1st 9:01)	2	1	36:40	2:21	:59	13 (2nd 4:19)
MVSU 11/9	49	19	30	58	24	34	107	43	64	64 (4th 1:28)	-	0	0	38:54	-	1:06	16 (3rd 8:38)
Jackson State 11/13	41	24	17	41	31	10	82	55	27	30 (4th 0:55)	-	0	0	39:26	-	:34	11 (4th 2:59)
at Texas Tech 11/20	33	31	2	29	38	-9	62	69	-7	15 (1st 0:00)	10 (4th 0:30)	4	3	27:48	10:01	2:11	7 (1st 4:42)
vs. Alcorn State 11/24	34	14	20	31	37	-6	65	51	14	26 (2nd 6:36)	-	1	0	39:42	-	:18	23 (2nd 6:36)
vs. MTSU 11/25	35	19	16	34	28	6	69	47	22	25 (3rd 3:38)	2 (1st 8:34)	3	2	35:43	1:20	2:57	15 (2nd 0:36)
ULM 11/30	30	29	1	36	25	11	66	54	12	16 (3rd 2:14)	1 (2nd 1:41)	2	4	38:10	1:09	:41	13 (3rd 4:53)
Pitt 12/4	42	14	28	37	30	7	79	44	35	49 (4 th 5:49)	3 (1st 9:02)	0	1	38:26	1:18	:16	13 (1st 0:32)
Charlotte 12/7	45	29	16	44	30	14	89	59	30	31 (4th 2:07)	3 (1st 9:32)	4	1	37:27	:40	1:53	11 (1st 3:19)
Southern Miss 12/14	40	28	12	47	36	11	87	64	23	31 (4th 3:34)	2 (1st 8:31)	0	3	37:18	1:13	1:29	15 (3rd 6:29)
Alabama State 12/17	59	19	40	46	38	8	105	57	48	54 (4th 7:32)	-	0	0	39:48	-	:12	18 (2nd 0:06)
at La Salle 12/20	42	20	22	43	17	26	85	37	48	50 (4th 0:50)	3 (1st 9:37)	0	1	38:45	:52	:23	13 (2nd 5:40)
Samford 12/28	51	26	26	61	28	33	112	54	58	60 (4th 4:43)	-	0	0	39:49		:12	14 (3 rd 4:32)
Auburn 1/1	32	19	13	43	30	13	75	53	22	28 (4th 2:58)	-	0	0	38:18	-	1:42	12 (4th 2:58)
at Oklahoma 1/4	22	48	-26	25	47	-22	47	95	-48	2 (1st 9:04)	53 (4th 2:17)	1	1	0:20	38:13	1:27	7 (2nd 5:33)
Tennessee 1/8	37	47	-10	43	43	0	80	90	-10	2 (1st 7:24)	18 (3rd 4:50)	4	4	0:55	36:27	2:22	8 (4th 8:21)
at Ole Miss 1/11	35	50	-19	33	43	-10	68	93	-25	-	29 (4th 4:00)	0	0	0:00	39:46	:14	
Vanderbilt 1/15	34	35	-1	49	53	-4	84	89	-5	4 (1st 7:31)	13 (4th 9:27)	8	11	5:17	31:08	3:35	9 (4 th 4:21)
Kentucky 1/18	30	33	-3	41	26	15	71	59	12	14 (4th 5:52)	6 (3rd 8:18)	0	4	29:06	9:47	1:07	10 (4th 5:52)
at Alabama 1/25	31	35	-4	47	50	-3	78	85	-7	4 (3rd 0:19)	9 (4th 1:11)	18	10	13:01	22:54	4:05	7 (3rd 8:25)
at Tennessee 1/29	35	26	9	42	36	6	77	62	15	20 (3rd 2:44)	5 (2nd 9:43)	6	7	25:22	10:42	3:56	9 (2nd 1:03)
Missouri 2/1	44	43	1	36	45	-9	80	88	-8	5 (3rd 7:16)	12 (4th 0:21)	12	20	15:18	18:22	7:20	8 (4th 3:50)
at South Carolina 2/5	22	38	-16	23	50	-27	45	88	-43	0 (1st 10:00)	48 (4th 1:17)	0	1	0:00	39:21	:39	5 (2nd 3:48)
Georgia 2/12	43	36	7	42	35	7	85	71	14	18 (3rd 0:51)	7 (1st 3:04)	3	3	31:47	5:02	3:11	13 (2nd 8:09)
at Arkansas 2/16	37	24	13	38	42	-4	75	66	9	21 (3rd 6:40)	-	0	0	39:38	-	0:22	13 (1st 5:44)
Florida 2/19																	
at Texas 2/22																	
at Texas A&M 2/26																	
LSU 3/1																	
OVERALL MARGINS	FIRST HALF			SECOND HALF/OT			FINAL			LARGEST				TIME			BEST RUN
	MSU	OPP	MAR	MSU	OPP	MAR	MSU	OPP	MAR	LEAD	DEFICIT	TIMES TIED	LEAD CHANGES	LED	TRAILED	TIED	
	59	50	40	61	53	34	112	95	64	64	53	18	20	39:49	39:46	7:20	
MOST/LARGEST	59	50	40	61	53	34	112	95	64	64	53	18	20	39:49	39:46	7:20	23
FEWEST/smallest	22	14	-26	23	17	-27	45	37	-48	0	1	0	0	-	-	:12	5
SEC MARGINS	FIRST HALF			SECOND HALF/OT			FINAL			LARGEST				TIME			BEST RUN
	MSU	OPP	MAR	MSU	OPP	MAR	MSU	OPP	MAR	LEAD	DEFICIT	TIMES TIED	LEAD CHANGES	LED	TRAILED	TIED	
	44	50	13	49	53	15	85	95	22	28	53	18	20	39:38	39:46	7:20	
MOST/LARGEST	44	50	13	49	53	15	85	95	22	28	53	18	20	39:38	39:46	7:20	13
FEWEST/smallest	22	19	-26	23	26	-27	45	53	-48	0	5	0	0	-	-	:14	5

STARTING LINEUPS - STARTER/BENCH SCORING

STARTING LINEUPS BY GAME	1	2	3	4	5
Davidson 11/3	Crisp	McPhaul	Prater	Richardson	Nwaedozi
Georgia State 11/7	Crisp	McPhaul	Prater	Richardson	Nwaedozi
Mississippi Valley St. 11/9	Crisp	McPhaul	Prater	Richardson	Nwaedozi
Jackson State 11/13	Crisp	McPhaul	Prater	Richardson	Nwaedozi
at Texas Tech 11/20	Crisp	McPhaul	Prater	Francis	Nwaedozi
vs. Alcorn State 11/24	Crisp	McPhaul	Prater	Francis	Nwaedozi
vs. MTSU 11/25	Crisp	McPhaul	Prater	Francis	Nwaedozi
ULM 11/30	Crisp	McPhaul	Prater	Francis	Nwaedozi
Pitt 12/4	Crisp	McPhaul	Prater	Francis	Nwaedozi
Charlotte 12/7	Crisp	McPhaul	Prater	Francis	Nwaedozi
Southern Miss 12/14	Crisp	McPhaul	Prater	Francis	Nwaedozi
Alabama State 12/17	Crisp	McPhaul	Prater	Francis	Nwaedozi
at La Salle 12/20	Crisp	McPhaul	Prater	Francis	Nwaedozi
Samford 12/28	McPhaul	Lampley	Prater	Francis	Nwaedozi
Auburn 1/1	Crisp	McPhaul	Prater	Francis	Nwaedozi
at Oklahoma 1/4	Crisp	McPhaul	Prater	Francis	Nwaedozi
Tennessee 1/8	Crisp	McPhaul	Francis	Richardson	Nwaedozi
at Ole Miss 1/11	Crisp	McPhaul	Francis	Richardson	Nwaedozi
Vanderbilt 1/15	Crisp	McPhaul	Francis	Richardson	Nwaedozi
Kentucky 1/18	Crisp	McPhaul	Francis	Richardson	Nwaedozi
at Alabama 1/25	Crisp	McPhaul	Francis	Richardson	Nwaedozi
at Tennessee 1/29	Crisp	McPhaul	Francis	Richardson	Nwaedozi
Missouri 2/1	Crisp	McPhaul	Francis	Richardson	Nwaedozi
at South Carolina 2/5	Crisp	McPhaul	Francis	Richardson	Nwaedozi
Georgia 2/12	Crisp	Lampley	Francis	Richardson	Nwaedozi
at Arkansas 2/16	Crisp	Lampley	Francis	Richardson	Nwaedozi
Florida 2/19					
at Texas 2/22					
at Texas A&M 2/26					
LSU 3/1					

STARTING LINEUP RECORDS	1	2	3	4	5
9-2	Crisp	McPhaul	Prater	Francis	Nwaedozi
4-0	Crisp	McPhaul	Prater	Richardson	Nwaedozi
2-6	Crisp	McPhaul	Francis	Richardson	Nwaedozi
2-0	Crisp	Lampley	Francis	Richardson	Nwaedozi
1-0	McPhaul	Lampley	Prater	Richardson	Nwaedozi

	MISSISSIPPI STATE		OPPONENT	
	STARTERS	BENCH	STARTERS	BENCH
Davidson 11/3	47	19	29	28
Georgia State 11/7	53	35	50	12
MVSU 11/9	52	55	31	12
Jackson State 11/13	52	30	26	29
at Texas Tech 11/20	50	12	41	28
vs. Alcorn State 11/24	44	21	33	18
vs. MTSU 11/25	57	12	47	0
ULM 11/30	41	25	38	16
Pitt 12/4	56	23	22	22
Charlotte 12/7	71	18	40	19
Southern Miss 12/14	72	15	43	21
Alabama State 12/17	68	37	20	37
at La Salle 12/20	53	32	23	14
Samford 12/28	95	17	35	19
Auburn 1/1	58	17	41	12
at Oklahoma 1/4	26	21	72	23
Tennessee 1/8	70	10	67	23
at Ole Miss 1/11	41	27	63	30
Vanderbilt 1/15	55	29	74	15
Kentucky 1/18	60	11	59	0
at Alabama 1/25	56	22	70	15
at Tennessee 1/29	68	9	34	28
Missouri 2/1	70	10	69	19
at South Carolina 2/5	33	12	60	28
Georgia 2/12	59	26	61	10
at Arkansas 2/16	58	17	51	15
Florida 2/19				
at Texas 2/22				
at Texas A&M 2/26				
LSU 3/1				

OVERALL	STARTERS	BENCH	STARTERS	BENCH
TOTALS	1465	562	1199	493
AVERAGES	56.3	21.6	46.1	19.0
SEC	STARTERS	BENCH	STARTERS	BENCH
TOTALS	654	211	721	218
AVERAGES	54.5	17.6	60.1	18.2

MISCELLANEOUS STATISTICS

JUMP BALLS WON

Mississippi State.....	17 (12-5)
Opponents.....	9 (6-3)
Overtime.....	

SCORING SUMMARY
ALL GAMES

	1ST	2ND	3RD	4TH	OT	TOTAL
Mississippi State	497 (+141)	487 (+79)	533 (+75)	510 (+40)	-	2027 (+335)
Opponents	356	408	458	470	-	1692

SEC GAMES

	1ST	2ND	3RD	4TH	OT	TOTAL
Mississippi State	185 (-21)	218 (-15)	223 (-28)	239 (-10)	-	790 (-83)
Opponents	206	233	251	249	-	873

WIN/LOSS MARGIN

	1	2	3	4	5	6	7	8	9	10-14	15-19	20+
Wins	-	-	-	-	-	-	-	-	2	4	1	11
Losses	-	-	-	-	1	-	1	1	-	1	-	3

LEADS AND DEFICITS

Largest Lead After First Quarter	24 (34-10), vs. Alabama State 12/17/25
Largest Halftime Lead	40 (59-19), vs. Alabama State 12/17/25
Largest Halftime Lead Blown In A Loss.....	2 (33-31) at Texas Tech 11/20/25
Largest Halftime Deficit.....	26 (22-48) at Oklahoma 1/4/26
Largest Halftime Deficit Overcome To Win.....	7 (19-26) vs Davidson 11/9/25
Largest 1st Half Lead	40 (59-19), vs Alabama State 12/17/25
Largest 1st Half Lead Blown In A Loss.....	15 (31-16, 1Q) at. Texas Tech 11/20/25
Largest 1st Half Deficit.....	26 (22-48) at Oklahoma 1/4/26
Largest 1st Half Deficit Overcome To Win.....	7 (19-26) vs Davidson, 11/9/25

Largest Lead After Third Quarter	50 (83-33), vs. Alabama State 12/17/25
Largest 2nd Half Lead.....	64 (107-43), vs. Mississippi Valley State 11/9/25
Largest 2nd Half Lead Blown In A Loss.....	5 (43-38) at Texas Tech 11/20/25
Largest 2nd Half Deficit.....	53 (40-93) at Oklahoma 1/4/26
Largest 2nd Half Deficit Overcome To Win.....	6 (42-48) vs Kentucky 1/18/26
Largest Overall Lead.....	64 (107-43), vs. Mississippi Valley State 11/9/25
Largest Overall Lead Blown In A Loss.....	15 (31-16, 1Q) at. Texas Tech 11/20/25
Largest Overall Deficit.....	53 (40-93) at Oklahoma 1/4/26
Largest Overall Deficit Overcome To Win	7 (19-26), vs Davidson 11/3/25
Largest Margin of Victory.....	64 (107-43), vs. Mississippi Valley State 11/9/25

HOME/ROAD/NEUTRAL SPLITS

Field Goal% / Opp. Field Goal% At Home	48.4 (510-1053) / 37.8 (366-967)
Field Goal% / Opp. Field Goal% On The Road.....	39.0 (191-490) / 42.5 (220-518)
Field Goal% / Opp. Field Goal% At Neutral Site	44.3 (47-106) / 35.0 (35-100)
Three-Point Field Goal% / Opp. Three-Point Field Goal% At Home	37.2 (107-288) / 32.0 (119-372)
Three-Point Field Goal% / Opp. Three-Point Field Goal% On The Road	28.1 (47-167) / 29.7 (46-155)
Three-Point Field Goal% / Opp. Three-Point Field Goal% At Neutral Site	33.3 (13-39) / 31.7 (13-41)
Free Throw% / Opp Free Throw% At Home.....	74.6 (229-307) / 68.5 (148-216)
Free Throw% / Opp Free Throw% On The Road.....	74.5 (108-145) / 76.2 (109-143)
Free Throw% / Opp Free Throw% At Neutral Site	67.5 (27-40) / 57.7 (15-26)
Scoring Average / Opp. Scoring Average At Home.....	84.8 / 62.4
Scoring Average / Opp. Scoring Average On The Road.....	67.1 / 74.4
Scoring Average / Opp. Scoring Average At Neutral Site	67 / 49

ATTENDANCE

	GAMES	RECORD	TOTAL	AVERAGE	HIGHEST
Home	16	13-3	62,320	3,895	6,549
Away	8	3-5	44,794	5,599	15,204
Neutral	2	2-0	1,500	750	750

MISSISSIPPI STATE QUARTER BREAKDOWN

Most 1st Quarter Points.....	34, vs Alabama State 12/18/25
Most 2nd Quarter Points.....	32, vs. Georgia State 11/7/25
Most 3rd Quarter Points.....	38, vs. Samford 12/28/25
Most 4th Quarter Points	31, vs. Mississippi Valley State 11/9/25
Most Overtime Points	

Fewest 1st Quarter Points.....	8, at Oklahoma, 1/4/26
Fewest 2nd Quarter Points.....	2, at. Texas Tech, 11/20/25
Fewest 3rd Quarter Points	6, at South Carolina, 2/5/26
Fewest 4th Quarter Points	9, vs Alcorn State, 11/24/25
Fewest Overtime Points	

OPPONENTS QUARTER BREAKDOWN

Most 1st Quarter Points.....	26, vs. Tennessee, 1/8/26
Most 2nd Quarter Points.....	29, at Ole Miss, 1/11/26
Most 3rd Quarter Points.....	30 (2x), Last: at South Carolina, 2/5/26
Most 4th Quarter Points	29, at Alabama, 1/25/26
Most Overtime Points	

Fewest 1st Quarter Points.....	4, vs. Alcorn State, 11/24/25
Fewest 2nd Quarter Points.....	6, vs. Pitt, 12/4/25
Fewest 3rd Quarter Points	9, at La Salle, 12/20/25
Fewest 4th Quarter Points	8 (2x) Last: at La Salle, 12/20/25
Fewest Overtime Points	

HALF BREAKDOWN

Most Mississippi State Half Points.....	61 (38, 23 2H), vs. Samford, 12/28/25
Most Mississippi State 1st Half Points.....	59 (34, 25), vs. Alabama State, 12/17/25
Most Mississippi State 2nd Half Points	61 (38, 23), vs. Samford, 12/28/25

Fewest Mississippi State Half Points	22 (2x) Last: (11, 11, 1H), at South Carolina, 2/5/26
Fewest Mississippi State 1st Half Points.....	22 (2x) Last: (11, 11), at South Carolina, 2/5/26
Fewest Mississippi State 2nd Half Points	23 (6, 17), at South Carolina, 2/5/26

Most Opponent Half Points	50 (3x) Last: (30, 20, 2H), at South Carolina, 2/5/26
Most Opponent 1st Half Points	50 (21, 29), at Ole Miss, 1/11/26
Most Opponent 2nd Half Points.....	50 (2x) Last: (30, 20), at South Carolina, 2/5/26

Fewest Opponent Half Points	14 (2x) Last (8, 6, 1H), vs. Pitt, 12/4/25
Fewest Opponent 1st Half Points	14 (2x) Last (8, 6), vs. Pitt, 12/4/25
Fewest Opponent 2nd Half Points	17 (9, 8), at La Salle, 12/20/25

MISSISSIPPI STATE OFFENSIVE PRODUCTION (FIELD-GOAL PERCENTAGE)

10 FG%	
20 FG% (2, 0-2).....	27.2, at South Carolina, 2/5/26
30 FG% (2, 1-1).....	Last: 35.1, vs. Alcorn State, 11/24/25
40 FG% (14, 9-5).....	Last: 45.0, at Arkansas, 2/16/26
50 FG% (8, 8-0).....	Last: 50.0, vs. Georgia, 2/12/26
Best FG%	58.9, vs Samford, 12/28/25
Lowest FG%	20.0, at Oklahoma, 1/4/26

MISSISSIPPI STATE DEFENSIVE PRODUCTION (OPPONENT FIELD-GOAL PERCENTAGE)

10 FG%	
20 FG% (2, 2-0).....	24.2, at La Salle, 12/20/25
30 FG% (15, 14-1).....	Last: 33.3, at Arkansas, 2/16/26
40 FG% (3, 2-1).....	Last: 43.9, vs. Georgia, 2/12/26
50 FG% (6, 0-6).....	Last: 54.8, at South Carolina, 2/5/26
Best FG%	58.2, vs Missouri, 2/1/26
Lowest FG%	22.0 vs Pitt, 12/4/25

[illegible]

A MISSISSIPPI STATE TEAM

Won 30 Consecutive Games	32, 11/10/17-3/3/18
Won 10 Consecutive Games	10, 11/24/25 - 1/1/26
Won 10 Consecutive Home Games.....	11, 11/3/25 - 1/1/26
Won 10 Consecutive Road Games.....	14, 12/20/18-1/9/20
Lost Five Consecutive Games	5, 2/11/24-2/29/24
Defeated An AP No. 1 Team.....	vs. No. 1 UConn 66-64, 3/31/17
Defeated An AP Top-10 Team	vs. No. 7 Kentucky, 71-59, 1/18/26
Defeated An AP Top-10 Team At Home	vs. No. 7 Kentucky, 71-59, 1/18/26
Defeated An AP Top-25 Team	at No. 15 Tennessee 77-62, 1/29/26
Defeated An AP Top-25 Team On The Road	at No. 15 Tennessee 77-62, 1/29/26
Overcame A 10-Point Deficit To Win	14, vs. Missouri, 3/5/25
Overcame A 10-Point Halftime Deficit To Win	11, at Auburn, 2/21/20
Overcame A Five-Point Deficit In Fourth Quarter To Win	6, vs Belmont, 12/14/24
Won An Overtime Game	at Vanderbilt, 85-77 (20T), 2/13/25
Lost An Overtime Game.....	at Ole Miss, 71-75 (0T), 2/18/24
Won A Double Overtime Game.....	at Vanderbilt, 85-77 (20T), 2/13/25
Lost A Double Overtime Game	at Kentucky, 90-92 (20T), 2/12/15
Scored 100+ Points	112, vs Samford, 12/28/25
Scored 100+ Points In Three-Straight Games	4, 11/15/18-11/24/18
Scored 100+ Points At Home.....	112, vs Samford, 12/28/25
Scored 100+ Points On The Road	102, at Chicago State, 12/8/24
Scored 100+ Points At Neutral Site	102, vs. Tulsa, 11/26/23
Scored 90+ Points	112, vs Samford, 12/28/25
Scored 90+ Points On The Road	102, at Chicago State, 12/8/24
Two Players Score 30+ Points.....	McCowan (35) and Vivians (30), vs. Oregon, 12/13/17
Three Players Score 20+ Points	Nwaedozi (30), Lampley (24) and Francis (23), vs Samford, 12/28/25
Two Players Score 20+ Points.....	Francis (22) and Richardson (20), vs Tennessee, 1/8/26
Made 50 Field Goals	53, vs. Judson College, 2/24/86
Made 40 Field Goals.....	43, vs Samford, 12/28/25
Attempted 80+ Field Goals	87, vs. McNeese State, 12/1/21
Attempted 90+ Field Goals	90 at Vanderbilt, 2/13/25
Attempted 100+ Field Goals.....	104, vs. Montevallo 11/19/79
Shot 60% from the field	62.3, vs. Auburn, 1/23/25
Shot 55% from the field	58.9, vs Samford, 12/28/25
Made 10+ Three-Point Field Goals	14, at Arkansas, 2/16/26
Made 15 Three-Point Field Goals	18, vs. Troy, 12/14/20
Attempted 30+ Three-Point Field Goals.....	32, at Arkansas, 2/16/26
Shot 55% From Three	55.0 (11-20), vs. Missouri, 3/3/24
Shot 60% From Three	62.5 (5-8), at Ole Miss, 3/1/20
Shot 65% From Three	68.8 (11-16), vs. Old Dominion 12/19/22
Made 25+ Free Throws	25, vs. Mississippi Valley State, 11/9/25
Made 30+ Free Throws	33, vs. Louisiana Tech, 12/11/14
Attempted 30+ Free Throws	31, vs. Mississippi Valley State, 11/9/25
Attempted 45+ Free Throws	46, vs. Louisiana Tech, 12/11/14
Shot 90% From Free Throw Line (Min. 10 Made)	95.2 (20-21), vs. Chattanooga, 11/17/24
Had 65+ Rebounds	65, at Vanderbilt, 2/13/25
Had 70+ Rebounds	70, vs. Alcorn State, 11/6/23
Had 75+ Rebounds	78, vs. Judson College, 2/24/86
Had 25+ Assists	25, vs Samford, 12/28/25
Had 35+ Assists	37, vs. Memphis, 1/3/80
Had 10+ Blocked Shots	11, vs. Mississippi Valley State, 11/9/25
Had 15+ Steals.....	16, vs. South Carolina State, 12/29/24
Had 20+ Steals.....	20, vs. Mississippi Valley State, 11/24/15
Had 30+ Steals.....	30, vs. New Orleans, 11/17/13

AN OPPONENT

Scored 35 Points Or Less	35, vs. Jacksonville, 11/24/24
Scored 30 Points Or Less	29, vs. Alabama State, 11/13/24
Shot 60% From The Field.....	61.0%, vs. Florida, 2/11/24
Shot 55% From The Field.....	58.2%, vs. Missouri, 2/1/26
Shot Below 20% From The Field.....	18.9%, vs. Jacksonville, 11/24/24
Made 10 Or Less Field Goals	10, vs. Jacksonville, 11/24/24

A MISSISSIPPI STATE PLAYER

Scored 30 Points	30, Favour Nwaedozi vs Samford, 12/28/25
Scored 40 Points	40, Jerkaila Jordan at Missouri, 1/27/25
Scored 45 Points	47, Tan White vs. Vanderbilt (20T), 2/3/05
Scored In Double Figures In 100-Straight Games	125, LaToya Thomas, 11/19/99-3/24/03
Scored In Double Figures In 10-Straight Games	17, Anastasia Hayes, 12/1/21-2/3/22
Scored 30 Points In Two-Straight Games.....	Tan White, vs. Arkansas, 3/3/05, vs. Auburn, 2/27/05
Scored 20 Points In Five-Straight Games	5, Jerkaila Jordan, 11/29/24-12/17/24
Scored 20 Points In 10-Straight Games	12, LaToya Thomas, 2/1/01-3/20/01
Had All Five Starters In Double Figures	vs. Tulsa, 11/26/23
Had Six Players Score In Double Figures	6, vs Charlotte 12/7/25
Had Five Players Score In Double Figures In Two-Straight Games	2, vs Alabama State, 12/17 and at La Salle, 12/20/25
Made 15 Field Goals	18, Rickea Jackson vs. McNeese State, 12/1/21
Made 20 Field Goals	20, LaToya Thomas vs. Tulsa, 11/17/02
Made 10 Three-Point Field Goals	10, Lauren Park-Lane at Colorado State, 12/20/23
Made 10 Free Throws.....	10, Madison Francis vs Tennessee, 1/8/26
Made 15 Free Throws.....	18, Jennifer Fambrough vs. Northwestern State, 12/19/98
Had 15 Rebounds	16, Favour Nwaedozi at La Salle, 12/20/25
Had 20 Rebounds	23, Favour Nwaedozi vs Southern Miss, 12/14/25
Had 25 Rebounds	25, Teaira McCowan vs. Louisville, 3/30/18
Had 15 Rebounds In Consecutive Games.....	Favour Nwaedozi, 11/9/25 - 11/13/25
Had 10 Rebounds In Five-Straight Games.....	5, Chandler Prater, 12/7/25 - 12/28/25
Had Four Players Record 10 Rebounds	Francis, Lampley, Nwaedozi, Prater, vs. Samford, 12/28/25
Had 10 Offensive Rebounds	11, Jessika Carter vs. Jackson State, 12/14/23
Had 10 Defensive Rebounds.....	10, Favour Nwaedozi at La Salle, 12/20/25
Had 15 Defensive Rebounds.....	15, Madina Okot at Vanderbilt, 2/13/25
Had 10 Assists	10, Destiney McPhaul, vs Samford, 12/28/25
Had 15 Assists	17, Polly Branch vs. Bryan, 2/1/86
Blocked Five Shots	6, Madison Francis, vs Kentucky, 1/18/26
Blocked 10 Shots	10, Martha Alwal vs. Jacksonville State, 11/11/11
Had Six Steals.....	7, Madison Francis, at Alabama, 1/25/26
Had Seven Steals	7, Madison Francis, at Alabama, 1/25/26
Had 20 Points And 10 Assists.....	Lauren Park-Lane, 20 points and 10 assists vs. Miami (Fla.), 11/29/23
Had 20 Points And 15 Rebounds.....	Favour Nwaedozi, 21 points and 23 rebounds vs Southern Miss, 12/14/25
Had 20 Points And 20 Rebounds.....	Favour Nwaedozi, 21 points and 23 rebounds vs Southern Miss, 12/14/25
Had A Double-Double In Three-Straight Games.....	5, Chandler Prater, 12/7/25 - 12/28/25
Had A Double-Double In Five-Straight Games	5, Chandler Prater, 12/7/25 - 12/28/25
Had 2+ Players Record A Double-Double	Francis, Lampley, Nwaedozi, Prater, vs. Samford, 12/28/25
Had 3+ Players Record A Double-Double	Francis, Lampley, Nwaedozi, Prater, vs. Samford, 12/28/25
Had 4+ Players Record A Double-Double	Francis, Lampley, Nwaedozi, Prater, vs. Samford, 12/28/25
Had 10 Double-Doubles In A Season.....	12 (and counting), Favour Nwaedozi
Had A Triple-Double	Darrione Rogers, 14 points, 12 rebounds, 10 assists vs. Mississippi Valley State, 12/29/23
Had 15 Points, 10 Assists and Five Steals.....	Destiney McPhaul, 16 points, 10 assists, Six steals at La Salle, 12/20/25
Had 15 Points, 10 Rebounds and Five Steals	Madina Okot, 17 points, 12 rebounds, Five steals, vs. Alabama State, 11/13/24
Had 15 Points, 10 Rebounds and Five Assists	Eniya Russell, 16 points, 10 rebounds, six assists at UMES, 12/20/24
Has 25 Points, Five Rebounds and Five Assists	Chandler Prater, 25 points, five rebounds, five assists, vs MVSU, 11/9/25

1

MISSISSIPPI STATE 66, DAVIDSON 57

Nov. 3, 2025 | Starkville, Miss. | Humphrey Coliseum | 3,462



Official Basketball Box Score - Final
Davidson at Mississippi St.
11/03/25 Humphrey Coliseum, Starkville
2025-26 Women's Basketball

Game Time: 6:32 PM
Game Duration: 2:04
Attendance: 3,462

Officials: Royce Bevin, Talisa Green, Pusani Spurlock

Davidson - 57

Record: 0-1

NO.	Name	Min	FG	3P	FT	Rebounds	Fouls	TP	AS	TO	ST	Blocks	+/-
			M-A	M-A	M-A	OR DR TOT	PF FD					BS BA	
26	Edina Strausz	C 11:29	1-2	0-0	4-6	2 0 2	1 3	6	1	2	2	0	0
7	Katie Donovan	G 37:50	2-5	2-2	0-0	0 5 5	4 2	6	4	3	3	0	-4
14	Kyra Bruyndoncx	G 20:51	2-7	0-1	0-0	0 1 1	3 1	4	0	1	1	0	-18
21	Charlise Dunn	G 36:38	3-13	1-5	4-4	0 4 4	3 2	11	1	2	1	0	-8
44	Emilie Bessel	G 09:55	0-0	0-0	2-2	0 0 0	0 2	2	0	1	0	0	-4
10	Ines Garcia Monje	25:07	4-9	0-2	3-4	3 3 6	4 5	11	1	3	1	0	-6
17	Candice Lienafa	05:34	0-0	0-0	0-0	0 0 0	0 1	0	0	0	0	0	-8
13	Sienna Dauer	17:13	1-2	0-0	0-0	0 3 3	1 2	2	0	1	1	1	-9
11	Angeliki Ziaka	16:39	2-6	1-3	0-0	0 0 0	1 0	5	1	1	0	1	2
3	Jasmine Timmerman	02:55	2-3	0-1	0-0	0 0 0	0 0	4	0	0	0	0	0
4	Elena Alvarez Castellanos	16:20	1-5	0-0	4-4	0 1 1	4 2	6	3	4	0	0	5
Team						3 2 5	0	0	0	0	0	0	
Totals			18-52	4-14	17-20	8 19 27	21 20 57	11	17	10	1	7	-9

Major Fouls: NONE

Shooting By Period		
1st FG%	5-18	27.8%
3PT%	1-6	16.7%
FT%	3-4	75%
2nd FG%	7-12	58.3%
3PT%	1-2	50.0%
FT%	2-2	100%
3rd FG%	2-9	22.2%
3PT%	0-2	0.0%
FT%	9-10	90%
4th FG%	4-13	30.8%
3PT%	2-4	50.0%
FT%	3-4	75%
GM FG%	18-52	34.6%
FT%	4-14	28.6%
FT%	17-20	85.0%

Dead Ball Rebounds: 1,0

2

MISSISSIPPI STATE 88, GEORGIA STATE 62

Nov. 7, 2025 | Starkville, Miss. | Humphrey Coliseum | 6,549



Official Basketball Box Score - Final
Georgia St. at Mississippi St.
11/07/25 Humphrey Coliseum, Starkville
2025-26 Women's Basketball

Game Time: 11:00 AM
Game Duration: 1:46
Attendance: 6,549

Officials: Maj Forsberg, Ashlee Goode, Cara Segge

Georgia St. - 62

Record: 1-1

NO.	Name	Min	FG	3P	FT	Rebounds	Fouls	TP	AS	TO	ST	Blocks	+/-
			M-A	M-A	M-A	OR DR TOT	PF FD					BS BA	
23	Ari Dyson	F 24:42	5-8	0-0	0-0	0 3 3	1 0	10	0	2	1	0	-4
0	Morgan Robinson-Nwagwu	G 21:45	4-9	0-1	3-5	3 2 5	3 3	11	0	2	2	0	-8
13	Cheyenne Holloman	G 27:23	1-7	0-2	0-0	0 4 4	3 3	2	0	0	0	2	-17
30	Crystal Henderson	G 30:21	6-11	3-6	4-7	0 3 3	1 4	19	5	3	2	0	-10
31	Kaleigh Addie	G 25:29	3-6	2-3	0-0	0 2 2	1 0	8	1	2	1	0	-16
5	Eghosa Obasuyi	09:20	1-3	1-2	0-0	0 1 1	0 2	3	0	0	0	1	-3
27	Gabbie Grooms	16:46	0-3	0-2	2-2	0 2 2	0 1	2	0	3	0	1	-22
8	Nari Powers	15:18	1-7	0-3	0-0	0 3 3	2 0	2	0	1	2	0	-22
10	Monna Julkunen	07:35	0-1	0-1	0-0	0 0 0	0 0	0	0	0	0	0	-16
42	Grace Lanier	11:41	0-1	0-0	0-0	0 0 0	2 0	0	0	0	1	0	-16
1	Savannah Robinson-Holmes	09:40	2-4	1-2	0-0	0 0 0	0 0	5	0	0	0	0	-2
Team						4 2 6	0	0	1				
Totals			23-60	7-22	9-14	7 22 29	13 13	62	6	14	9	0	-26

Major Fouls: NONE

Shooting By Period		
1st FG%	4-18	22.2%
3PT%	1-5	20.0%
FT%	1-4	25%
2nd FG%	4-14	28.6%
3PT%	0-4	0.0%
FT%	4-6	66.7%
3rd FG%	8-13	61.5%
3PT%	3-5	60.0%
FT%	2-2	100%
4th FG%	7-15	46.7%
3PT%	3-8	37.5%
FT%	2-2	100%
GM FG%	23-60	38.3%
FT%	7-22	31.8%
FT%	9-14	64.3%

Dead Ball Rebounds: 3,0

Mississippi St. - 66

Record: 1-0

NO.	Name	Min	FG	3P	FT	Rebounds	Fouls	TP	AS	TO	ST	Blocks	+/-
			M-A	M-A	M-A	OR DR TOT	PF FD					BS BA	
25	Favour Nwaedoz	F 28:52	3-10	0-0	4-7	7 3 10	3 4	10	0	1	2	0	5
33	Kharyssa Richardson	F 29:10	2-9	0-0	2-2	1 5 6	3 3	6	0	3	1	0	9
2	Destiny McPhaul	G 37:18	6-10	2-5	6-6	1 4 5	3 4	20	2	2	0	0	15
4	Trayanna Crisp	G 22:12	0-1	0-1	3-4	0 0 0	4 3	3	0	2	0	0	3
5	Chandler Prater	G 21:52	3-4	1-1	1-2	0 7 7	4 1	8	2	3	3	0	-3
40	Madison Francis	31:09	3-8	0-1	2-4	1 3 4	3 2	8	1	3	0	6	11
10	Jaylah Lampley	27:10	4-9	0-1	3-6	3 3 6	0 4	11	1	2	2	1	10
8	Awa Fane	02:18	0-0	0-0	0-0	0 0 0	0 0	0	0	1	2	0	-5
Team						1 3 4	0	0	1				
Totals			21-51	3-9	21-31	14 28 42	20 21	66	6	18	10	7	19

Major Fouls: NONE

Shooting By Period		
1st FG%	7-16	43.8%
3PT%	1-3	33.3%
FT%	0-0	0%
2nd FG%	6-14	42.9%
3PT%	2-3	66.7%
FT%	2-3	66.7%
3rd FG%	5-13	38.5%
3PT%	0-2	0.0%
FT%	6-8	75%
4th FG%	3-8	37.5%
3PT%	0-1	0.0%
FT%	13-20	65%
GM FG%	21-51	41.2%
3PT%	3-9	33.3%
FT%	21-31	67.7%

Dead Ball Rebounds: 7,0

	DC	STATE
Biggest lead	7 (2 nd 4:43)	10 (4 th 1:23)
Best Scoring Run	8 (2 nd 9:24)	7 (2 nd 3:23)
Lead Changes	4	
Times Tied	7	
Time with Lead	07:23	28:44

Points from	DC	STATE
Turnovers	15	18
Paint	26	28
Second Chance	4	18
Fast Breaks	2	6
Bench	28	19

Period by Period Scoring					
	1st	2nd	3rd	4th	TOT
DC	14	17	13	13	57
STATE	15	16	16	19	66

Mississippi St. - 88

Record: 2-0

NO.	Name	Min	FG	3P	FT	Rebounds	Fouls	TP	AS	TO	ST	Blocks	+/-
			M-A	M-A	M-A	OR DR TOT	PF FD					BS BA	
25	Favour Nwaedoz	F 25:29	7-10	0-0	3-3	4 6 10	2 2	17	3	1	0	2	0
33	Kharyssa Richardson	F 22:55	2-6	0-0	2-4	0 3 3	2 2	6	2	1	1	1	0
2	Destiny McPhaul	G 28:34	6-8	3-5	0-0	0 4 4	0 1	15	3	1	2	0	25
4	Trayanna Crisp	G 28:59	2-6	2-5	0-0	0 3 3	1 0	6	6	0	0	0	13
5	Chandler Prater	G 22:10	2-7	1-2	4-4	0 4 4	0 3	9	3	4	2	2	25
10	Jaylah Lampley	27:36	5-8	1-1	1-1	3 4 7	1 1	12	2	0	1	0	20
40	Madison Francis	22:13	4-10	0-2	2-3	4 2 6	3 3	10	1	4	0	1	0
22	Nataliyah Gray	04:35	1-3	0-1	0-1	0 3 3	1 1	2	1	1	1	0	11
8	Awa Fane	13:52	4-5	3-4	0-0	0 0 0	0 2	11	0	1	0	0	0
23	Faith Wylder	02:36	0-1	0-0	0-0	1 0 1	1 0	0	0	0	0	0	-2
13	Rocio Jimenez	01:01	0-0	0-0	0-0	0 0 0	0 0	0	0	0	0	0	-2
Team						0 3 3	0	0	2				
Totals			33-64	10-20	12-16	12 32 44	13 13	88	21	15	7	8	0

Major Fouls: NONE

Shooting By Period		
1st FG%	6-20	30.0%
3PT%	1-5	20.0%
FT%	4-4	100%
2nd FG%	11-13	84.6%
3PT%	6-8	75.0%
FT%	4-6	66.7%
3rd FG%	10-17	58.8%
3PT%	3-6	50.0%
FT%	2-3	66.7%
4th FG%	6-14	42.9%
3PT%	0-1	0.0%
FT%	2-3	66.7%
GM FG%	33-64	51.6%
3PT%	10-20	50.0%
FT%	12-16	75.0%

Dead Ball Rebounds: 1,0

	GSU	STATE
Biggest lead	4 (1 st 9:01)	39 (3 rd 3:25)
Best Scoring Run	10 (3 rd 0:30)	13 (2 nd 4:19)
Lead Changes	1	
Times Tied	2	
Time with Lead	02:21	36:40

Points from	GSU	STATE
Turnovers	14	24
Paint	28	42
Second Chance	7	10
Fast Breaks	12	8
Bench	12	35

Period by Period Scoring					
	1st	2nd	3rd	4th	TOT
GSU	10	12	21	19	62
STATE	17	32	25	14	88

3

MISSISSIPPI STATE 104, MISSISSIPPI VALLEY 43

Nov. 9, 2025 | Starkville, Miss. | Humphrey Coliseum | 3,462



Official Basketball Box Score - Final
Mississippi Val. at Mississippi St.
11/09/25 Humphrey Coliseum, Starkville
2025-26 Women's Basketball

Game Time: 2:02 PM
Game Duration: 1:44
Attendance: 3,566

Officials: Timothy Greene, Angel Kent, Nicole Brannon

Mississippi Val. - 43

Record: 0-1

NO.	Name	Min	FG M-A	3P M-A	FT M-A	Rebounds OR DR TOT	Fouls PF FD	TP	AS	TO	ST	Blocks BS BA	+/-
21	Ariel Jefferson	F 23:35	4-7	0-1	0-0	3 1 4	2 0	8	0	1	1	1	-36
12	Nairobi Lewis	C 16:45	0-3	0-0	1-2	0 2 2	2 1	1	0	3	0	1	-24
3	Kylah McCullers	G 17:30	4-9	2-5	0-0	0 0 0	3 1	10	1	2	2	1	-28
5	Jaeda Murphy	G 28:51	3-7	0-0	0-1	1 1 2	1 1	6	3	3	2	0	-38
7	Janiya Jones	G 24:33	2-10	2-8	0-0	2 2 2	1 0	6	0	2	2	0	-28
1	Poetrie Dace	20:00	0-3	0-0	0-0	3 3 3	3 0	0	0	2	3	0	-31
30	Keanna Coburn	14:43	1-3	0-0	0-0	2 2 4	0 4	2	0	0	0	1	-23
2	Sydney Marshall	19:05	2-4	0-0	2-2	0 0 0	0 3	6	2	4	0	0	-36
0	Taylor Crawford	12:49	2-6	0-1	0 1 0	1 2 0	4 1	1	2	0	0	0	-22
15	Aaliyah Taylor	10:19	0-4	0-3	0-0	0 0 0	1 0	0	0	1	0	0	-21
25	Sydney Thompson	06:53	0-3	0-2	0-0	0 1 1	4 1	0	0	1	0	0	-19
10	Caiside Snapp	04:57	0-1	0-0	0-0	1 1 2	0 0	0	1	0	0	0	-14
Team						3 1 4	0	0	0	0			

5 MISSISSIPPI STATE 62, TEXAS TECH 69
Nov. 20, 2025 | Lubbock, Texas | United Supermarkets Arena | 3,652



Official Basketball Box Score - Final
Mississippi St. at Texas Tech
11/20/25 United Supermarkets Arena, Lubbock, TX
2025-26 Women's Basketball

Game Time: 6:00 PM
Game Duration: 2:11
Attendance: 3,652

Officials: Tiffany Bird Nelson, Maggie Tieman, Ily Seales

Record: 4-1

NO.	Name	Min	FG	3P	FT	Rebounds	Fouls	TP	AS	TO	ST	Blocks	+/-
			M-A	M-A	M-A	OR DR TOT	PF FD					BS BA	
25	Favour Nwaedoz	F 23:51	4-8	0-0	1-2	2 7 9	4 1	9	1	2	0	2 0	-7
40	Madison Francis	F 23:09	5-12	0-2	0-1	0 4 4	5 1	10	0	3	0	1 1	6
2	Destiny McPhaul	G 32:10	4-7	2-5	2-2	1 3 4	0 1	12	4	1	1	1 0	-10
4	Trayanna Crisp	G 31:25	2-6	2-4	6-6	0 2 2	1 5	12	0	2	0	0 0	-12
5	Chandler Prater	G 25:49	1-6	0-0	5-6	2 4 6	4 6	7	2	4	1	0 0	-3
33	Kharyssa Richardson	24:44	1-5	0-0	1-2	1 8 9	3 1	3	0	3	0	1 0	0
1	Sanayah King	21:10	1-5	1-4	2-2	0 4 4	1 3	5	0	1	1	0 0	-10
10	Jaylah Lampley	10:49	1-2	0-0	0-0	0 0 0	0 0	2	1	2	0	0 0	6
8	Awa Fane	05:32	1-2	0-1	0-0	0 0 0	2 0	2	0	2	0	0 0	0
13	Rocio Jimenez	01:21	0-0	0-0	0-0	0 0 0	0 0	0	1	0	1	0 0	-5
Team						0 1 1	0 0	0	1	0	0	0 0	
Totals			20-53	5-16	17-21	6 33 39	20 18	62	8	22	3	6 1	-7

Major Fouls: NONE

Shooting By Period		
1st FG%	10-19	52.6%
3PT%	3-7	42.9%
FT%	8-10	80%
2nd FG%	1-3	7.7%
3PT%	0-2	0.0%
FT%	0-0	0%
3rd FG%	5-11	45.5%
3PT%	0-3	0.0%
FT%	2-2	100%
4th FG%	4-10	40.0%
3PT%	2-4	50.0%
FT%	7-9	77.8%
GM FG%	20-53	37.7%
3PT%	5-16	31.3%
FT%	17-21	81.0%

Dead Ball Rebounds: 3, 0

Record: 6-0

NO.	Name	Min	FG	3P	FT	Rebounds	Fouls	TP	AS	TO	ST	Blocks	+/-
			M-A	M-A	M-A	OR DR TOT	PF FD					BS BA	
1	Jalynn Bristol	F 29:42	7-18	1-8	3-4	2 3 5	3 2	18	3	4	2	0 2	4
11	Sangeela Sarogo	F 04:05	0-0	0-0	0-0	0 0 0	2 0	0	0	1	0	0 0	-7
2	Gemma Nunez	G 28:45	1-5	0-1	2-2	1 2 3	2 1	4	4	1	4	0 1	16
5	Denae Fritz	G 34:33	1-6	0-4	0-0	1 1 2	2 2	2	0	0	2	0 0	11
20	Bailey Maupin	G 36:31	6-11	1-3	4-4	2 7 9	2 9	17	3	2	2	0 1	14
23	Jada Malone	20:09	4-8	0-0	1-1	2 2 4	2 1	9	0	2	1	0 2	2
0	Snudda Collins	31:37	6-16	1-3	4-6	0 8 8	2 5	17	1	2	0	1 0	3
10	Sidney Love	14:39	1-2	0-0	0-0	0 1 1	3 0	2	1	0	0	0 0	-8
Team						0 4 4	0 0	0	0	0	0	0 0	
Totals			26-66	3-19	14-17	8 28 36	18 20	69	11	13	11	1 6	7

Major Fouls: NONE

Shooting By Period		
1st FG%	6-16	37.5%
3PT%	0-5	0.0%
FT%	4-4	100%
2nd FG%	7-15	46.7%
3PT%	1-4	25.0%
FT%	0-2	0%
3rd FG%	5-17	29.4%
3PT%	1-6	16.7%
FT%	1-2	50%
4th FG%	8-18	44.4%
3PT%	1-4	25.0%
FT%	9-9	100%
GM FG%	26-66	39.4%
3PT%	3-19	15.8%
FT%	14-17	82.4%

Dead Ball Rebounds: 2, 0

	MSU	TTU
Biggest lead	15 (1 st 0:00)	10 (4 th 0:30)
Best Scoring Run	7 (1 st 4:42)	9 (2 nd 6:19)
Lead Changes	3	8
Times Tied	4	
Time with Lead	27:48	10:01

Points from	MSU	TTU
Turnovers	10	17
Paint	26	38
Second Chance	9	8
Fast Breaks	9	6
Bench	12	28

Period by Period Scoring				
	1st	2nd	3rd	4th
MSU	31	2	12	17
TTU	16	15	12	26

6 MISSISSIPPI STATE 65, ALCORN STATE 51
Nov. 24, 2025 | Niceville, Fla. | Raider Arena | 750



Official Basketball Box Score - Final
Alcorn St. at Mississippi St.
11/24/25 Raider Arena, Niceville
2025-26 Women's Basketball

Game Time: 1:30 PM
Game Duration: 1:44
Attendance: 750

Officials: Jody Cantrell, Algenae Carr, Chastity Taylor

Record: 1-4

NO.	Name	Min	FG	3P	FT	Rebounds	Fouls	TP	AS	TO	ST	Blocks	+/-
			M-A	M-A	M-A	OR DR TOT	PF FD					BS BA	
2	Nakia Cheatham	F 26:53	4-11	1-5	2-5	1 4 5	3 4	11	1	2	2	0 1	6
5	Jazlyn Johnson	G 13:05	2-7	1-3	0-0	2 2 4	1 0	5	0	0	0	0 0	-3
10	Dalaysia Hurt-Floyd	G 10:41	3-6	0-1	0-1	0 2 2	3 2	6	0	4	2	0 0	0
11	Leyah Houston	G 09:34	0-1	0-0	0-0	0 0 0	1 0	0	0	2	0	0 0	-11
24	Kiarra Henderson	G 29:01	5-8	1-1	0-1	1 3 4	3 3	11	4	3	1	1 1	-5
30	Maya Claytor	28:54	4-11	4-10	0-0	0 5 5	1 1	12	1	1	1	0 0	-14
13	Lauren Nelson	20:58	1-4	1-3	1-2	1 1 2	5 2	4	2	2	0	0 0	-4
14	Arene Iykekpolor	17:41	0-3	0-1	0-0	0 0 0	1 0	0	1	3	0	0 0	-11
15	Jeanee Anderson	09:01	0-1	0-0	2-2	0 0 0	2 1	2	1	1	2	0 0	-4
25	Chrisumti Walker	18:50	0-2	0-0	0-0	1 3 4	2 0	0	3	1	0	1 0	-14
3	Jayda Bowen	10:17	0-1	0-0	0-0	0 0 0	0 1	0	0	3	0	0 0	-10
Team						5 3 8	0 0	0	0	1	0	0 0	
Totals			19-55	8-24	5-11	11 23 34	22 14	51	13	24	7	1 4	-14

Major Fouls: Team (TF) 1st 10:00

Shooting By Period		
1st FG%	2-13	15.4%
3PT%	0-5	0.0%
FT%	0-0	0%
2nd FG%	4-11	36.4%
3PT%	2-5	40.0%
FT%	0-1	0%
3rd FG%	5-15	33.3%
3PT%	3-8	37.5%
FT%	2-4	50%
4th FG%	8-16	50.0%
3PT%	3-6	50.0%
FT%	3-6	50%
GM FG%	19-55	34.5%
3PT%	8-24	33.3%
FT%	5-11	45.5%

Dead Ball Rebounds: 3, 1

Record: 5-1

NO.	Name	Min	FG	3P	FT	Rebounds	Fouls	TP	AS	TO	ST	Blocks	+/-
			M-A	M-A	M-A	OR DR TOT	PF FD					BS BA	
25	Favour Nwaedoz	F 21:58	2-4	0-0	0-2	1 3 4	3 2	4	1	2	1	2 0	27
40	Madison Francis	F 30:31	4-6	1-3	6-6	2 4 6	2 4	15	4	3	3	1 0	16
2	Destiny McPhaul	G 27:36	3-7	2-4	1-2	0 3 3	1 2	9	2	1	2	0 0	21
4	Trayanna Crisp	G 18:39	3-8	2-6	0-0	0 2 2	0 0	8	3	2	0	0 0	17
5	Chandler Prater	G 20:38	2-6	2-4	2-3	6 0 6	4 0	8	4	2	2	0 0	20
1	Sanayah King	21:21	0-5	0-3	2-2	0 1 1	2 1	2	0	1	2	0 0	-3
33	Kharyssa Richardson	23:59	3-6	0-0	4-4	0 3 3	2 2	10	1	2	2	0 0	-7
10	Jaylah Lampley	19:54	3-12	1-5	2-5	6 4 10	1 3	9	0	2	2	0 0	-6
8	Awa Fane	11:52	0-2	0-2	0-0	2 2 4	2 1	0	0	2	0	0 0	-7
22	Nataliyah Gray	03:32	0-1	0-1	0-2	1 0 1	1 1	0	1	1	0	1 0	-8
Team						3 3 6	0 0	0	0	0	0	0 0	
Totals			20-57	8-28	17-27	18 28 46	14 22	65	16	18	14	4 1	14

Major Fouls: NONE

Shooting By Period		
1st FG%	4-12	33.3%
3PT%	2-7	28.6%
FT%	7-10	70%
2nd FG%	7-15	46.7%
3PT%	3-9	33.3%
FT%	0-2	0%
3rd FG%	4-13	30.8%
3PT%	2-4	50.0%
FT%	6-6	100%
4th FG%	5-17	29.4%
3PT%	1-8	12.5%
FT%	4-9	44.4%
GM FG%	20-57	35.1%
3PT%	8-28	28.6%
FT%	17-27	63.0%

Dead Ball Rebounds: 5, 0

	ALS	MIS
Biggest lead	0 (1 st 10:00)	26 (2 nd 6:36)
Best Scoring Run	6 (3 rd 9:48)	23 (2 nd 6:36)
Lead Changes	0	
Times Tied	1	
Time with Lead	00:00	39:42

Points from	ALS	MIS
Turnovers	10	23
Paint	22	24
Second Chance	4	6
Fast Breaks	11	10
Bench	18	21

Period by Period Scoring				
	1st	2nd	3rd	4th
ALS	4	10	15	22
MIS	17	17	16	15

7 MISSISSIPPI STATE 69, MIDDLE TENNESSEE 47
Nov. 24, 2025 | Niceville, Fla. | Raider Arena | 750



Official Basketball Box Score - Final
Middle Tenn. at Mississippi St.
11/25/25 Raider Arena, Niceville
2025-26 Women's Basketball

Game Time: 1:30 PM
Game Duration: 1:46
Attendance: 750

Officials: Teresa Stuck, Roy Jackson, Chris Saucedo

Record: 6-1

NO.	Name	Min	FG M-A	3P M-A	FT M-A	Rebounds OR DR TOT	Fouls PF FD	TP	AS	TO	ST	Blocks BS BA	+/-
3	Alayna Contreras	G 24:35	3-8	2-5	1-2	0 1 1	4 2	9	0	5	0	0 1	-20
10	Kirston Verhulst	G 38:28	2-5	0-2	0-0	0 3 3	2 6	4	4	0	2	0 0	-17
12	Blair Baugus	G 39:19	3-8	0-0	3-6	2 3 5	4 6	9	3	3	2	1 1	-17
14	Savannah Davis	G 39:13	4-16	2-7	2-2	0 1 1	1 3	12	1	3	2	0 2	-24
22	Macie Phifer	G 36:13	4-7	1-3	4-5	0 9 9	3 3	13	2	2	2	0 1	-16
1	Yu Han Lin	07:07	0-1	0-0	0-0	0 0 0	1 1	0	1	1	0	0 0	-9
15	Nicole Dominguez Gureeva	00:41	0-0	0-0	0-0	0 0 0	0 0	0	0	0	0	0 0	-5
5	Carsyn Swaney	10:37	0-0	0-0	0-0	0 0 0	1 0	0	0	1	1	0 0	0
11	Emily Monson	02:09	0-0	0-0	0-0	0 0 0	0 0	0	0	0	0	0 0	-7
42	Stanislava Kabernick	00:36	0-0	0-0	0-0	0 0 0	0 0	0	0	0	0	0 0	0
13	Jenna McClendon	01:02	0-0	0-0	0-0	0 0 0	0 0	0	0	0	0	0 0	1
Team						4 1 5	0	0	4				
Totals			16-45	5-17	10-15	6 18 24	16 21 47	11 19	9	9	1 6	0 22	

9

MISSISSIPPI STATE 79. PITT 44

Dec. 4, 2025 | Starkville, Miss. | Humphrey Coliseum | 3,433



10

MISSISSIPPI STATE 89. CHARLOTTE 59

Dec. 7, 2025 | Starkville, Miss. | Humphrey Coliseum | 3,473



Official Basketball Box Score - Final
Pittsburgh at Mississippi St.
 12/04/25 Humphrey Coliseum, Starkville
 2025-26 Women's Basketball

Game Time: 6:02 PM
Game Duration: 1:41
Attendance: 3,433

Officials: Felicia Grinter, Teresa Stuck, Sall Esbo

Pittsburgh - 44		Record: 6-5												
NO.	Name	Min	FG M-A	FG M-A	FT M-A	Rebounds OR DR TOT	Fouls PF FD	TP	AS	TO	ST	Blocks BS BA	+/-	
13	Lauren Rust	38:15	0-5	0-0	0-0	1 3 4	0	2	3	1	2	1	30	
21	Fatima Diakhate	27:30	2-5	0-0	4-6	1 3 4	3 4 8	0	2	3	0	0	10	
1	Theresa Hagans	G 5:55	0-11	0-2	0-0	1 5 6	1 1 0	2	1	3	0	0	-16	
2	Amiya Jenkins	G 16:34	1-2	1-1	1-2	0 2 2	0 0 0	4	0	3	0	0	-25	
23	Mikayla Johnson	G 30:32	3-17	0-5	4-7	0 6 6	3 5 10	1	5	0	0	3	-42	
10	Angela Le Faou	10:50	0-2	0-0	0-0	2 0 2	1 0 0	0	0	0	0	0	-24	
5	Jayda Queeley	14:04	0-3	0-0	2-4	0 3 3	1 3 2	0	2	0	1	0	-19	
8	Carla Viegas	15:35	5-8	5-7	0-0	0 1 1	1 0 15	0	0	0	0	0	-6	
15	Megan Hollingsworth	12:57	2-3	1-1	0-0	1 0 1	0 5 0	5	0	1	0	0	-10	
44	Macie Arzner	07:47	0-3	0-1	0-0	2 2 4	0 0 0	2	0	0	0	0	7	
Team						3 5 8	0 0 0	0	0	0				
Totals			13:59	7-17	11-19	11 30 41	10 14 44	7	18	4	3	5	-35	
Major Fouls: NONE														
Shooting By Period														
1st FG 3-14 21.4%														
3PT 1-1 100.0%														
FT 1-2 50.0%														
2nd FG 1-12 8.3%														
3PT 0-1 0.0%														
FT 4-6 66.7%														
3rd FG 4-14 28.6%														
3PT 1-3 33.3%														
FT 5-9 55.6%														
4th FG 5-19 26.3%														
3PT 5-12 41.7%														
FT 1-2 50.0%														
GM FG 13-59 22.0%														
3PT 7-17 41.2%														
FT 11-19 57.9%														
Date of Birth: 8/26/2000, 9:1														

Mississippi St. - 79

Mississippi St - 79														Shooting By Period																	
NO.	Name	Min	FG		3P	FT	Rebounds	Fouls	TP	AS	TO	ST	Blocks	+/-		1 st FG			2 nd FG			3 rd FG			4 th FG			GM FG			
			M/A	Pct												M/A	Pct	M/A	Pct	M/A	Pct	M/A	Pct	M/A	Pct	M/A	Pct	M/A	Pct	M/A	Pct
25	Favaro Nwaeozio	F 18:18	7-10	0-0	0-1	3-4	7	0	3	14	2	0	2	0	33		1 st	FG	8-19	42.1%											
40	Madison Francis	F 29:24	0-0	0-0	2-3	3	7	10	1	2	2	2	0	35			3 rd	TP	2-8	25.0%											
2	Destiny McPaul	G 22:14	8-13	2-7	4-4	0	4	4	1	3	22	2	1	0	36			3 rd	TP	2-3	66.7%										
4	Trayanna Crisp	G 19:57	3-6	2-4	0-0	2	2	1	1	8	2	0	2	1	32			3 rd	TP	2-3	66.7%										
5	Chandler Prater	G 18:36	1-7	0-2	0-0	1	4	5	2	2	2	0	0	1	16			3 rd	TP	2-3	66.7%										
1	Sanijah King	22:29	3-8	2-4	0-0	3	3	3	3	1	8	4	3	1	0	1			3 rd	FG	12-21	57.1%									
10	Jaylah Lampley	22:27	3-6	1-3	0-0	2	5	7	1	0	7	1	0	2	1	0			3 rd	TP	2-5	40.0%									
33	Khayressa Richardson	20:26	2-7	0-0	0-0	0	5	5	1	0	4	2	0	0	0	25			3 rd	TP	2-3	66.7%									
8	Awa Fane	13:48	2-3	0-0	0-0	0	1	1	1	0	4	1	0	0	0	-8			4 th	FG	4-16	25.0%									
22	Nataliyah Gray	05:22	0-2	0-1	0-0	2	2	1	1	0	0	0	1	0	0	-1			3 rd	TP	1-6	16.7%									
13	Rocio Jiménez	06:55	0-1	0-0	0-0	0	1	1	2	0	0	0	1	0	-12			FT	0-0	0%											
Team						2	2	4	0	0	0	0							GM FG	33-73	45.2%										
Totals			33-73	7-22	6-9	11	40	51	14	10	79	18	8	9	5	3	35			3 rd	TP	7-22	31.8%								
														Major Fouls: NONE																	

	PITT	STATE	Points from	PITT	STATE	Period by Period Scoring					
Biggest lead	3 (1 st :9:32)	49 (4 th :5:49)	Turnovers	6	23		1st	2nd	3rd	4th	TOT
Best Scoring Run	16 (4 th :2:01)	13 (1 st :0:32)	Paint	10	44						
Lead Changes		1	Second Chance	13	13	PITT	8	6	14	16	44
Times Tied	0		Fast Breaks	0	14	STATE	20	22	28	9	79
Time with Lead	01:18	38:26	Bench	22	23						

11

MISSISSIPPI STATE 87, SOUTHERN MISS 64

Dec. 15, 2025 | Starkville, Miss. | Humphrey Coliseum | 3,833



Official Basketball Box Score - Final
Southern Miss. at Mississippi St.
 12/14/25 Humphrey Coliseum, Starkville
 2025-26 Women's Basketball

Game Time: 2:02 PM
Game Duration: 1:50
Attendance: 3 833

Officials: Fatou Cissoko-Stephens, Molly Caldwell, Brandon Enterline

Southern Miss. - 64			Record: 7-4																
NO.	Name	Min	FG M-A	M-A	3P M-A	FT M-A	Rebounds DR OT	Fouls PF FD	TP	AS	TO	ST BS BA	Blocks	+/-	Shooting By Period				
22	Sakya White	F 22:04	0-4	0-0	2-2	5	7	3	3	2	1	0	2	1	-17	1st FG %	3-14	21.4%	
3	Jakayla Johnson	G 24:06	0-6	0-1	3-4	0	1	1	1	2	3	1	2	1	0	-20	3PT% 2-8	25.0%	
8	Meloney Thames	G 28:40	2-11	1-7	0-0	4	2	6	0	3	5	4	2	0	1	-28	FT% 2-2	100%	
21	Carly Keats	G 31:30	3-11	3-8	0-0	0	0	0	1	0	9	4	3	0	0	-10	2nd FG %	7-14	50.0%
23	Hayleigh Breland	G 32:05	10-17	3-7	1-2	0	3	3	1	3	24	3	2	0	0	-19	3PT% 2-6	33.3%	
35	Whitney Hart	07:44	0-1	0-0	0-0	0	0	0	2	0	0	0	0	0	1	-11	FT% 0-0	0%	
6	Brikayla Gray	16:14	0-2	0-1	0-0	2	2	1	1	0	0	0	0	0	0	-15	3rd FG %	5-17	29.4%
12	Morgan Sieper	16:26	5-6	5-6	0-0	0	1	1	3	0	15	0	1	0	0	4	FT% 0-0	0%	
32	Timiya Thurman	09:11	2-3	0-0	0-0	3	2	3	5	4	0	1	0	1	0	1	4th FG %	8-20	40.0%
20	Jae'Mya Evans	04:47	1-2	0-0	0-0	0	0	0	2	1	2	0	0	1	0	0	3PT% 4-7	57.1%	
2	Ramiah Augerson	05:17	0-2	0-1	0-2	1	0	1	0	1	0	0	0	0	0	-7	FT% 2-5	40%	
10	Miriam Prince	01:36	0-0	0-0	0-0	0	0	0	0	0	0	0	0	0	0	4	GM FG %	23-65	35.4%
Team							1	3	4	0	0	13	12	1	4	-23	FT% 12-31	38.7%	
Totals			23:65	12-31	6-10	11	19	30	17	14	64	13	12	1	4	-23	DMFG FG %	60.0%	
Major Fouls: NONE																			
Total Ball Rebounds: 74																			

Mississippi St. - 87

Record: 10-1

Major Fouls: NONE

David Ball Rebounds: 9-1

NO.	Name	Min	FG M-A	3P M-A	FT M-A	Rebounds OR DR TOT	Fouls PF FO	TP	AS	TO	ST	Blocks BS BA	+/-	Shooting By Period				
25	Favour Nwaedozio	F 32:37	10-17	0-0	1-1	9	14	23	3	3	21	1	0	1st FG:	8-21 38.1%			
40	Madison Francis	F 25:26	2-11	0-0	3-4	3	2	5	2	7	0	1	1	2nd FG:	3-8 37.5%			
2	Destiny McPhaul	G 31:58	5-9	3-6	1-2	0	0	0	2	14	4	1	1	3rd FG:	2-6 33.3%			
4	Trayanna Crisp	G 32:27	4-10	2-5	2-4	0	3	3	1	13	2	4	0	4th FG:	2-3 66.7%			
5	Chandler Prater	G 30:58	8-11	2-2	1-1	2	8	10	3	1	18	3	2	1	FTs:	1-2 50.0%		
10	Jaylah Lampley	25:04	3-7	0-1	2-4	3	6	9	1	4	8	3	2	1	1	1st FTs:	10-18 55.6%	
1	Sanyiah King	02:37	0-0	0-0	0-0	0	0	0	0	0	0	1	0	0	0	2nd FTs:	1-1 100.0%	
23	Faith Wyder	07:09	0-2	0-0	2-2	2	0	2	0	2	3	0	0	0	0	3rd FTs:	7-9 77.8%	
8	Awa Fane	08:01	1-3	0-0	3-4	1	0	1	2	1	4	0	0	0	0	4th FTs:	7-13 53.8%	
22	Nataliyah Gray	02:43	0-0	0-0	0-2	0	0	0	0	1	0	0	0	0	0	3PTs:	0-2 0.0%	
Team						1	1	2	0	0	1			5-10		50.0%		
Totals			33-70	6-14	15-24	21	34	55	14	17	87	15	12	5	4	1	23	
													Major Fouls: NONE				David Ball Rebounds: 9-1	
													GM FG:		33-70	47.1%	David Ball Rebounds: 9-1	
													FTs:		6-14	42.9%	David Ball Rebounds: 9-1	
													FTs:		15-24	62.5%	David Ball Rebounds: 9-1	

	USM	STATE	Points from	USM	STATE	Period by Period Scoring				
Biggest lead	2 (1 st 8:31)	31 (4 th 3:34)	Turnovers	5	19	USM	1st	2nd	3rd	TOT
Best Scoring Run	7 (4 th 1:27)	15 (3 rd 6:29)	Paint	20	52		10	18	14	22
Lead Changes		3	Second Chance	11	22	STATE	21	19	28	19
Times Tied		0	Fast Breaks	8	16					
Time with Lead	01:13	37:18	Bench	21	15					

12

MISSISSIPPI STATE 105, ALABAMA STATE 57

Dec. 15, 2025 | Starkville, Miss. | Humphrey Coliseum | 3,833



Official Basketball Box Score - Final
Alabama St. at Mississippi St.
 12/17/25 Humphrey Coliseum, Starkville
 2025-26 Women's Basketball

Game Time: 6:32 PM
Game Duration: 1:55
Attendance: 3,289

Officials: Talisa Green, Kevin Pethtel, Jeff Wooten

Alabama St. - 57				Record: 3-7																	
NO.	NAME	F	M	A	FG	M	A	FT	M	A	Rebounds		Fouls		TP	AS	TO	ST	Blocks		+/-
											OR	DR	PF	FD					BS	BA	
7	Kaia Ponder	F	19	13	1-4	0-1	0-0	1	1	2	1	0	2	1	2	1	1	1	0	0	-28
24	Samiah Puckett	F	09	40	0-2	0-0	1-2	2	1	3	2	1	0	1	0	1	0	0	0	0	-23
0	Amari Franklin	G	13	29	1-4	1-2	0-0	1	1	2	1	0	3	1	3	0	0	0	0	0	-23
2	Shamya Reid	G	34	34	4-10	0-5	4-6	1	1	2	1	3	12	2	5	0	0	1	1	0	-37
23	Taylor Smith	G	09	23	1-4	0-2	0-0	0	0	0	0	0	2	0	0	0	0	0	0	0	-23
0	Charles McCleendon		12	42	2-8	0-0	0-0	3	3	6	0	0	4	0	4	0	2	0	0	0	-22
22	Cleaira Peterson		09	22	2-3	0-0	0-2	0	0	0	0	4	1	4	0	0	1	1	0	1	-9
4	Kaitlyn Bryant		13	08	0-3	0-1	0-0	0	3	3	0	0	0	0	0	0	1	0	0	0	-31
6	Ny Kiera Flowers		21	27	2-6	0-0	0-2	0	2	2	1	1	1	4	1	2	1	0	0	0	-28
34	Jacqueline Sipei		11	28	0-1	0-0	0-0	0	1	1	3	0	0	0	0	0	0	0	0	1	-19
11	Caylee Omsen		16	59	1-2	0-0	4-4	2	2	4	2	3	6	1	5	0	0	1	1	0	-4
1	Alanah Pooler		12	12	3-5	2-3	1-2	1	0	1	2	1	9	0	0	0	1	1	0	1	0
3	Kayla Walters-Norman		05	18	3-3	0-0	0-0	0	1	1	2	0	6	0	0	0	1	0	1	0	5
5	Meagan Scott		11	00	1-3	0-0	2-2	0	0	0	0	1	4	3	0	0	0	0	0	0	2
Team								2	5	7	0	0	0	0							

Shooting By Period		
1 st FG %	5-18	27.8%
3PT %	0-5	0.0%
FT %	0-1	0%
2 nd FG %	4-12	33.3%
3PT %	1-2	50.0%
FT %	0-0	0%
3 rd FG %	5-15	33.3%
3PT %	0-3	0.0%
FT %	4-10	40%
4 th FG %	7-13	53.8%
3PT %	2-4	50.0%
FT %	8-9	88.9%
GM FG %	21-58	36.2%
3PT %	3-14	21.4%
FT %	12-20	60.0%

Don't Roll Shooters: 7

Totals		21:58		3:14		12:20		13		21		34		19		11		57		9		21		4		2		8		-48																
Mississippi St. - 105																	Record: 31-1															Major Fouls: Osei (F) 1 1st:1:38														
NO. Name		Min		FG M/A		M/A		FT M/A		Rebounds OR DR TOT		Fouls PF FO		TP		AS		TS		ST		Blocks BS		+/-																						
25 Favour Nwaedoz		16:47		8-9		0-0		4-5		3 3 6		0 4		30		2		1		1		0 37																								
40 Madison Francis		16:30		12-16		2-3		4-6		6 1 7		1 4		40		2		2		3		4 48																								
2 Destiny McPhaul		18:27		0-1		1-1		0-0		0 1 1		1 0		0		4		1		2		0 30																								
4 Trayanna Crisp		22:43		3-6		2-4		0-0		2 2 2		0 0		8		7		0		1		0 47																								
5 Chandler Pater		24:32		3-10		0-2		4-4		4 7 11		2 2		10		2		1		0		1 33																								
10 Jaylah Lampley		29:35		5-9		2-3		0-0		1 3 4		1 1		12		2		1		1 1 23																										
33 Kharissa Richardson		19:08		4-11		1-2		6-7		2 3 5		2 5		15		2		1		0 1 20																										
8 Awa Fane		20:10		1-7		0-1		1-2		2 1 3		2 1		3		4		3		3 0 14																										
23 Faith Wylder		05:16		0-0		0-0		0-0		0 0 0		2 0		0		0		0		0 1 -1																										
22 Nataliyah Gray		10:17		2-3		0-1		1-2		1 2 3		0 1		5		0		0		1 0 -4																										
13 Rocio Jimenez		02:51		1-5		0-0		0-0		2 2 2		0 2		0		2		0		0 0 -7																										
Team										1 2 2		40		9		13		8		2 48																										
Totale				30-78		7-17		20-26		22 27 49		13 19		105		24		9		13 8 2 48																										
Shooting By Period																																														
1st FG:															12:25 48.0%																															
3PT:															3-6 50.0%																															
FT:															7-9 77.8%																															
2nd FG:																														10:16 62.5%																
3PT:															2-2 100.0%																															
FT:															3-4 75%																															
3rd FG:																														9:16 56.3%																
3PT:															1-4 25.0%																															
FT:															5-6 83.3%																															
4th FG:																														8:21 38.1%																
3PT:															1-5 20.0%																															
FT:															5-7 71.4%																															
GMFG:															39-78 50.0%																															

Totals		0	7	17	23	22	27	49	17	18	100	24	9	16	2	76
Major Faults: NONE																
		ASU		STATE						Period by Period Scoring:						
Biggest lead		0 (1 st 10:00)		54 (4 th 7:32)		Points from				ASU		STATE		Period by Period Scoring:		
						Turnovers				7		26		1st 2nd 3rd 4th TOT		
Best Scoring Run		8 (4 th 2:18)		12 (2 nd 6:06)		Paint				28		62		ASU 10 9 14 24 57		
Lead Changes		0				Second Chance				10		18				

Game Notes: 136 (1Q), Alabama St. 34, J. Ose Eloquent 1 •

17

MISSISSIPPI STATE 80, #20 TENNESSEE 90

Jan. 8, 2026 | Starkville, Miss. | Humphrey Coliseum | 3,905

NCAA

Official Basketball Box Score - Final

Tennessee at Mississippi St.

01/08/26 Humphrey Coliseum, Starkville

2025-26 Women's Basketball

Game Time: 6:32 PM

Game Duration: 1:57

Attendance: 3,905

Officials: Gina Cross, Toni Patillo, Timothy Greene

18

MISSISSIPPI STATE 68, #18 OLE MISS 93

Jan. 11, 2026 | Oxford, Miss. | SJB Pavilion | 4,634

NCAA

Official Basketball Box Score - Final

Mississippi State at Ole Miss

01/11/26 The Sandy and John Black Pavilion at Ole Miss, Oxford, Miss.

2025-26 Ole Miss Women's Basketball

Game Time: 5:00 PM

Game Duration: 1:52

Attendance: 4,634

Officials: Katie Lukanich, Nykesha Thompson, Eric Koch

Tennessee - 90		Record: 11-3 (3-0)																			
NO.	Name	Min	FG M-A	3P M-A	FT M-A	Rebounds OR DR TOT	Fouls PF FO	TP	AS	TO	ST	Blocks BS BA	+	-	Shooting By Period						
0	Janiah Barker	F 27:28	7-13	2-5	2-4	4	2	6	2	3	18	4	2	1	2	0	6	1st FG%	10-16	62.5%	
1	Nya Robertson	G 20:15	1-4	0-2	0-0	2	1	3	3	1	2	1	1	0	0	1	-1	3PT%	4-7	57.1%	
13	Mia Pauldo	G 28:03	8-12	2-5	8-9	0	2	2	3	9	26	3	2	2	0	0	9	FT%	2-3	66.7%	
15	Jaida Civil	G 18:30	3-7	1-3	0-0	2	3	5	1	0	7	0	1	0	0	0	5	3PT%	2-8	50.0%	
55	Talaysia Cooper	G 25:14	6-11	2-5	0-0	0	6	6	3	1	14	5	2	3	1	2	7	FT%	2-8	25.0%	
11	Zee Spearman	26:08	6-12	2-3	0-2	4	1	5	1	1	14	1	5	1	1	1	11	3PT%	7-16	43.8%	
12	Mya Pauldo	11:49	0-1	0-1	0-0	1	1	2	2	0	0	1	0	0	0	0	1	3PT%	4-7	57.1%	
25	Deniya Prawl	14:08	2-5	0-1	0-0	1	0	1	2	0	4	1	0	2	0	0	3	FT%	5-6	83.3%	
33	Alyssa Latham	19:15	0-0	0-0	2-2	0	1	1	3	1	2	0	1	2	1	0	6	4th FG%	8-17	47.1%	
7	Lauren Hurst	09:10	1-2	1-2	0-0	0	1	1	2	0	3	0	0	0	0	0	3	3PT%	0-5	0.0%	
Team						2	1	3	0	0	0	0	0	0	0	0		FT%	4-6	66.7%	
Totals			34-67	10-27	12-17	16	19	35	22	16	90	16	14	11	5	4	10	GM FG%	34-67	50.7%	
																		Major Fouls: NONE			

25

MISSISSIPPI STATE 85, GEORGIA 71
Feb. 12, 2026 | Starkville, Miss. | Humphrey Coliseum | 3,651



Official Basketball Box Score - Final
Georgia at Mississippi St.
02/12/26 Humphrey Coliseum, Starkville
2025-26 Women's Basketball



Game Time: 6:32 PM
Game Duration: 1:59
Attendance: 3,651

Officials: Katie Lukanich, Karen Presto, Iteyina Seales

Georgia - 71

Record: 19-6 (5-6)

NO.	Name	Min	FG	3P	FT	Rebounds	Fouls	TP	AS	TO	ST	Blocks	+/-
			M-A	M-A	M-A	OR DR TOT	PF FD					BS BA	
33	Mia Woolfolk	F 29:50	3-8	0-0	5-7	1 3 4	4 5	11	0	2	2	1 2	-2
21	Aicha Ndour	C 10:18	0-0	0-0	0-0	1 3 4	0 1	0	0	1	0	3 0	-12
0	Trinity Turner	G 37:49	6-12	3-6	0-0	0 6 6	4 2	15	5	8	2	0 0	-9
3	Dani Carnegie	G 27:27	4-16	1-7	0-0	0 1 1	0 1	9	2	4	0	0 1	-16
14	Rylie Thouerkauf	G 36:40	8-12	5-7	5-5	1 2 3	3 5	26	0	2	0	0 2	-14
22	Vera Ojenuwa	05:03	0-1	0-0	1-2	0 0 0	2 1	1	0	1	0	0 1	1
2	Savannah Henderson	10:18	2-4	1-3	0-0	0 0 0	1 0	5	1	0	0	0 0	-5
11	Enjiolina Gonzalez	11:23	0-1	0-0	0-0	0 1 1	1 1	0	0	1	0	0 0	-6
4	Miyah Verse	22:01	2-3	0-0	0-1	0 4 4	2 1	4	0	0	2	0 0	-8
8	Zhen Craft	02:04	0-0	0-0	0-0	0 0 0	1 0	0	0	0	0	1 0	-2
1	Jocelyn Faison	07:07	0-0	0-0	0-0	0 0 0	1 0	0	1	1	0	0 0	3
Team			2 5		7	0	0	0	0	0	0	0	0
Totals			25-57	10-23	11-15	5 25 30	19 17	71	9	20	6	5 6	-14

Major Fouls: Turner (TF) 3 1st 5:56

Dead Ball Rebounds: 2, 0

Mississippi St. - 85

Record: 17-8 (4-7)

NO.	Name	Min	FG	3P	FT	Rebounds	Fouls	TP	AS	TO	ST	Blocks	+/-
			M-A	M-A	M-A	OR DR TOT	PF FD					BS BA	
10	Jaylah Lampley	F 17:43	1-4	1-2	0-0	0 1 1	1 0	3	0	1	0	0 0	0
25	Favour Nwaedoz	F 26:14	4-7	0-0	3-4	4 8 12	5 2	11	3	4	1	2 18	
33	Kharyssa Richardson	F 24:17	5-9	0-0	7-7	1 6 7	3 4	17	0	1	0	0 1	11
40	Madison Francis	F 34:44	7-12	1-1	2-3	0 8 8	4 3	17	1	4	1	4 15	
4	Trayanna Crisp	G 32:20	4-7	3-5	0-0	0 2 2	2 3	11	4	3	2	0 0	14
2	Destiney McPhaul	29:33	6-10	4-6	2-2	1 1 2	2 2	18	6	1	4	0 1	5
5	Chandler Prater	24:45	3-10	0-3	2-2	0 2 2	1 3	8	2	1	1	1 0	6
1	Saniyah King	06:20	0-1	0-1	0-0	0 0 0	0 1	0	0	0	0	0 0	3
13	Rocio Jiménez	04:04	0-0	0-0	0-0	0 0 0	0 0	0	0	0	0	0 0	-2
Team			1 1		2	0	0	0	0	0	0	0	0
Totals			30-60	9-18	16-18	7 29 36	18 18	85	16	15	9	6 5	14

Major Fouls: Francis (TF) 3 1st 5:56

Dead Ball Rebounds: 0, 0

	UGA	STATE
Biggest lead	7 (1 st 3:04)	18 (3 rd 0:51)
Best Scoring Run	10 (3 rd 7:20)	13 (2 nd 8:09)
Lead Changes	3	
Times Tied	3	
Time with Lead	05:02	31:47

Game Notes: 3rd Quarter: 5:56 Double Tech on MSU #40 Madison Francis and UGA #0 Trinity Turner •

Points from	UGA	STATE
Turnovers	17	25
Paint	26	32
Second Chance	7	11
Fast Breaks	16	13
Bench	10	26

Period by Period Scoring	TOT
1st	18
2nd	18
3rd	12
4th	23
TOT	71
UGA	18 18 12 23 71
STATE	21 22 18 24 85

26

MISSISSIPPI STATE 75, ARKANSAS 66
Feb. 16, 2026 | Fayetteville, Ark. | Bud Walton Arena | 2,101



Official Basketball Box Score - Final
Mississippi St. at Arkansas
02/16/26 Bud Walton Arena, Fayetteville
2025-26 Women's Basketball



Game Time: 6:30 PM
Game Duration: 1:49
Attendance: 2,101

Officials: Pualani Spurlock, Maj Forsberg, Kevin Fahy

Mississippi St. - 75

Record: 18-8 (5-7)

NO.	Name	Min	FG	3P	FT	Rebounds	Fouls	TP	AS	TO	ST	Blocks	+/-
			M-A	M-A	M-A	OR DR TOT	PF FD					BS BA	
10	Jaylah Lampley	F 31:38	6-10	3-5	1-2	2 7 9	1 1	16	2	2	0	0 1	10
25	Favour Nwaedoz	F 29:41	6-13	0-0	1-2	4 6 10	3 2	13	2	3	3	0 1	5
33	Kharyssa Richardson	F 16:53	2-4	1-2	0-0	2 4 6	2 2	5	0	4	1	0 0	19
40	Madison Francis	F 32:11	5-10	3-5	0-0	1 6 7	3 1	13	3	1	0	2 1	23
4	Trayanna Crisp	G 26:37	3-9	3-8	2-2	0 3 3	5 3	11	5	3	1	0 0	23
2	Destiney McPhaul	22:28	1-3	1-3	2-2	0 1 1	3 2	5	6	3	1	0 0	3
5	Chandler Prater	13:25	0-1	0-0	1-2	0 1 1	2 1	1	0	3	0	0 0	-7
1	Saniyah King	02:50	0-1	0-1	0-0	0 0 0	0 0	0	0	1	0	0 0	-8
8	Awa Fane	15:31	3-6	3-6	0-0	0 0 0	0 0	9	0	1	1	0 0	-14
85	Melissa Guillet	08:11	1-3	0-2	0-0	1 2 3	1 1	2	1	0	0	0 0	-7
22	Nataliyah Gray	00:35	0-0	0-0	0-0	0 1 1	0 0	0	0	1	0	0 0	-2
Team			2 2		4	0	0	0	0	0	0	0	0
Totals			27-60	14-32	7-10	12 33 45	20 13	75	19	22	7	2 3	9

Major Fouls: NONE

Dead Ball Rebounds: 3, 1

Arkansas - 66

Record: 11-16 (8-12)

NO.	Name	Min	FG	3P	FT	Rebounds	Fouls	TP	AS	TO	ST	Blocks	+/-
			M-A	M-A	M-A	OR DR TOT	PF FD					BS BA	
21	Ashlynn Chlarson	C 17:45	1-6	0-1	4-4	1 0 1	2 3	6	0	1	0	0 0	-13
10	Taleyah Jones	G 40:00	7-17	1-6	3-4	1 3 4	0 6	18	2	5	3	2 0	-9
11	Wyvette Mayberry	G 22:04	2-8	1-4	2-2	0 1 1	2 3	7	1	1	3	0 1	-4
22	Bonnie Deas	G 34:06	4-12	1-5	1-2	2 4 6	4 4	10	1	2	2	0 0	-16
23	Emily Robinson	G 37:56	3-7	2-3	2-2	0 5 5	2 1	10	2	0	3	1 0	-12
1	Maria Anais Rodriguez	16:16	3-6	1-1	0-1	1 1 2	1 1	7	0	2	1	0 0	9
3	Harmonie Ware	15:08	2-4	1-1	0-0	0 3 3	0 0	5	2	2	2	0 0	5
15	Jada Bates	05:42	0-2	0-0	0-0	0 1 1	0 0	0	0	0	1	0 1	5
44	Maryn Archer	05:04	0-1	0-1	1-2	0 0 1	1 1	1	0	0	0	0 0	-5
34	Jenna Lawrence	05:59	0-3	0-2	2-2	1 0 1	1 1	2	0	0	0	0 0	-5
Team			5 1		6	0	0	0	0	0	0	0	0
Totals			22-66	7-24	15-19	11 19 30	13 20	66	8	13	15	3 2	-9

Major Fouls: NONE

Dead Ball Rebounds: 3, 2

	MSU	ARK
Biggest lead	21 (3 rd 6:40)	0 (1 st 10:00)
Best Scoring Run	13 (1 st 5:44)	8 (2 nd 8:56)
Lead Changes	0	
Times Tied	0	
Time with Lead	39:38	00:00

Points from	MSU	ARK
Turnovers	9	19
Paint	26	24
Second Chance	16	6
Fast Breaks	8	23
Bench	17	15

Period by Period Scoring	TOT
1st	18
2nd	19
3rd	19
4th	75
TOT	75
MSU	18 19 19 19 75
ARK	10 14 22 20 66

IN THE POLLS

ASSOCIATED PRESS POLL

Week 15 - Released on Feb. 16.

RANK	SCHOOL	RECORD	POINTS
1	UConn	27-0	775 (31)
2	UCLA	25-1	744
3	South Carolina	25-2	713
4	Texas	24-3	651
5	Vanderbilt	24-3	650
6	Michigan	22-4	614
7	LSU	22-4	595
8	Louisville	24-4	568
9	Duke	19-6	519
10	Ohio State	22-4	476
11	Oklahoma	19-6	469
12	TCU	23-4	400
13	Iowa	19-5	374
14	Maryland	21-6	339
15	Baylor	22-5	326
16	Kentucky	20-7	321
17	Ole Miss	20-6	272
18	Michigan State	20-6	249
19	West Virginia	21-6	223
20	Texas Tech	23-4	214
21	Tennessee	16-7	129
22	North Carolina	21-6	124
23	Minnesota	20-6	105
24	Georgia	20-6	68
25	Alabama	20-6	53

OTHERS RECEIVING VOTES: Rhode Island 41, Washington 22, Princeton 14, Richmond 12, Fairfield 7, North Dakota State 2, Illinois 2, Iowa State 2, Syracuse 1, Columbia 1.

USA TODAY/WBCA COACHES’ POLL

Week 16 - Released on Feb 17.

RANK	SCHOOL	RECORD	POINTS
1	UConn	27-0	775 (31)
2	UCLA	25-1	741
3	South Carolina	25-2	716
4	Texas	24-3	666
5	Michigan	22-4	622
6	Vanderbilt	24-3	612
7	LSU	22-4	607
8	Louisville	24-4	560
9	Oklahoma	19-6	490
10	Ohio State	22-4	482
11	TCU	23-4	444
12	Iowa	20-5	438
13	Duke	19-6	422
14	Baylor	22-5	364
15	Maryland	21-6	363
16	Michigan State	20-6	269
17	Ole Miss	20-6	262
18	Kentucky	20-7	247
19	West Virginia	21-6	223
20	Texas Tech	23-4	197
21	Tennessee	16-7	156
22	North Carolina	21-6	147
23	Minnesota	20-6	67
24	Alabama	20-6	66
25	Georgia	20-6	47

OTHERS RECEIVING VOTES: Iowa State 33, Princeton 23, Rhode Island 17, Washington 12, Richmond 2, Rice 2, Oklahoma State 2, Nebraska 1.

NET RANKINGS

Games Through Feb 16

CURRENT NET RANKING - 35	
Average NET Win	176
Average NET Loss	25
vs. Top 100	5-8
QUAD 1 (2-7)	
Home	1-2
(L, 7 Vanderbilt) (W, 16 Kentucky) (L, 20 Tennessee)	
Away	1-5
(L, 3 South Carolina) (L, 13 Oklahoma) (L, 18 Ole Miss) (W, 20 Tennessee) (L, 26, Alabama) (L, 31 Texas Tech)	
Neutral	0-0
QUAD 2 (1-0)	
Home	1-0
(W, 34 Georgia)	
Away	0-0
Neutral	0-0
QUAD 3 (3-1)	
Home	2-1
(W, 74 Davidson) (L, 78 Missouri) (W, 81 Auburn)	
Away	1-0
(W, 104 Arkansas)	
Neutral	0-0
QUAD 4 (12-0)	
Home	9-0
(W, 147 ULM) (W, 158 Charlotte) (W, 190 Southern Miss) (W, 213 Georgia State) (W, 255 Pitt) (W, 294 Alabama State) (W, 296 Samford) (W, 312 Jackson State) (W, 354 MVSU)	
Away	1-0
(W, 178 La Salle)	
Neutral	2-0
(W, 146 MTSU) (W, 293 Alcorn)	

SEC STANDINGS (WEEK 16)

WEEKLY SCHEDULE

17 (Tuesday)		
*Tennessee at Ole Miss	ESPNU	W 94-81
19 (Thursday)		
*Oklahoma at Georgia	SEC Net	6:30 PM
*Texas A&M at Tennessee	SECN+	6:30 PM
*Florida at Mississippi State	SECN+	7:30 PM
*Auburn at Missouri	SECN+	7:30 PM
*Texas at Arkansas	SECN+	7:30 PM
*South Carolina at Alabama	SEC Net	8:30 PM
*LSU at Ole Miss	ESPN	9:00 PM
22 (Sunday)		
*Alabama at Florida	SEC Net	12:00 PM
*Ole Miss at South Carolina	ESPN	12:00 PM
*Tennessee at Oklahoma	ESPN	2:00 PM
*Mississippi State at Texas	SEC Net	2:00 PM
*Arkansas at Texas A&M	SECN+	3:00 PM
*Kentucky at Vanderbilt	SECN+	3:00 PM
*Missouri at LSU	SEC Net	4:00 PM
23 (Monday)		
*Georgia at Auburn	SEC Net	7:30 PM

CONFERENCE STANDINGS

	CONFERENCE						OVERALL						Streak	AP	Coaches
	W-L	Pct.	H	A	N		W-L	Pct.	H	A	N				
South Carolina	11-1	.917	6-0	5-1	0-0		25-2	.926	14-0	9-1	2-1		W6	6-2	7-2
Vanderbilt	10-3	.769	6-0	4-2	0-1		24-3	.889	14-0	6-2	4-1		L1	5-2	5-2
Texas	9-3	.750	6-0	3-3	0-0		24-3	.889	16-0	5-3	3-0		W1	10-3	9-3
LSU	8-4	.667	4-2	4-2	0-0		22-4	.846	11-2	8-2	3-0		L1	3-4	3-4
Ole Miss	8-4	.667	4-0	2-4	2-0		21-6	.778	12-0	4-4	5-2		W1	4-4	4-4
Tennessee	8-4	.667	4-2	4-2	0-0		16-8	.667	9-2	7-4	0-2		L2	2-7	2-7
Oklahoma	7-5	.583	4-2	3-3	0-0		19-6	.760	12-2	4-3	3-1		W2	3-6	4-6
Kentucky	7-6	.538	5-2	2-4	0-0		20-7	.741	12-2	7-4	1-1		W2	4-4	4-5
Alabama	6-6	.500	4-2	2-4	0-0		20-6	.769	16-2	2-4	2-0		L2	3-4	3-4
Georgia	6-6	.500	3-2	3-4	0-0		20-6	.769	11-3	5-3	4-0		W1	3-5	3-5
Mississippi State	5-7	.417	3-3	2-4	0-0		18-8	.692	14-3	3-5	2-0		W2	2-6	2-6
Missouri	4-8	.333	2-4	2-4	0-0		16-11	.593	9-6	4-4	3-1		L2	0-6	0-6
Texas A&M	3-9	.250	2-4	1-5	0-0		10-11	.476	6-5	2-5	2-1		W1	1-7	1-7
Florida	3-9	.250	3-3	0-6	0-0		15-12	.556	12-4	1-8	2-0		L1	0-7	0-7
Auburn	2-10	.167	2-4	0-5	0-1		13-13	.500	9-5	2-7	2-1		L7	1-7	1-7
Arkansas	0-12	.000	0-6	0-6	0-0		11-16	.407	8-8	1-8	2-0		L13	0-6	0-7

All times Eastern. *SEC Game.



1

SANIYAH KING

SO. | G | 5-7 | WASHINGTON, D.C. | BISHOP IRETON HS | HOWARD *



SCAN OR [CLICK HERE](#) FOR FULL BIO/STATISTICS

SEASON HIGHS

Points	13, vs Vanderbilt, 1/15/26
Rebounds	4, (2x) Last vs Charlotte, 12/7/25
Assists	4, (2x) Last vs Samford, 12/28/25
Blocks	1, at Ole Miss, 1/11/26
Steals	2, (2x) Last vs Vanderbilt, 1/15/26
FG Made	4, vs Vanderbilt, 1/15/26
FG Attempted	8, vs Pitt, 12/4/25
3-PT FG Made	2, vs Pitt, 12/4/25
3-PT FG Attempted	4, (2x) Last vs Pitt, 12/4/25
FT Made	4, vs Vanderbilt, 1/15/26
FT Attempted	4, vs Vanderbilt, 1/15/26
Minutes	25, vs Tennessee, 1/8/26

SEC HIGHS

Points	13, vs Vanderbilt, 1/15/26
Rebounds	3, vs Vanderbilt, 1/15/26
Assists	2, (2x) Last vs Vanderbilt, 1/15/26
Blocks	1, at Ole Miss, 1/11/26
Steals	2, vs Vanderbilt, 1/15/26
FG Made	4, vs Vanderbilt, 1/15/26
FG Attempted	7, vs Vanderbilt, 1/15/26
3PT FG Made	1, vs Vanderbilt, 1/15/26
3PT FG Attempted	2, (5x) Last at South Carolina, 2/10/26
FT Made	4, vs Vanderbilt, 1/15/26
FT Attempted	4, vs Vanderbilt, 1/15/26
Minutes	25, vs Tennessee, 1/8/26

CAREER HIGHS

Points	25, at Morgan State, 2/22/25*
Rebounds	7, vs N.C. Central, 2/8/25*
Assists	9, (2x) Last vs Delaware State, 1/4/25*
Blocks	1, (7x) Last at Ole Miss, 1/11/26
Steals	4, (2x) Last vs South Carolina State, 2/3/25*
FG Made	8, (4x) Last at Morgan State, 2/22/25*
FG Attempted	18 (2x) Last at College of Charleston, 3/24/25*
3-PT FG Made	5, at Morgan State, 2/22/25*
3-PT FG Attempted	7, at Morgan State, 2/22/25*
FT Made	7, vs N.C. Central, 2/8/25*
FT Attempted	9, vs N.C. Central, 2/8/25*
Minutes	40, at Hofstra, 12/8/24*

NOTEABLES

SOPHOMORE (2025-26)

- Scored a season-high 13 points, her first game in double figures this season, against #5 Vanderbilt with two steals (Jan. 15).
- Collected season-highs of eight points and four assists against Pitt with a pair of makes from deep (Dec. 4).
- Scored five points against Middle Tennessee State (Nov. 25).
- Made her Bulldog debut on a minutes restriction against Jackson State after rehabbing a preseason ankle injury.

FRESHMAN (2024-25) - HOWARD*

- Spent her freshman season at Howard University.
- Started in 31 of 32 games played.
- Averaged 11.5 points, 4.5 assists, 3.1 rebounds and 1.5 steals per game.
- Named MEAC Rookie of the Week 11 times throughout the season.
- Named MEAC Rookie of the Year.
- Her 145 total assists ranked second among all freshman in Division I basketball.

PERSONAL

- Attended Bishop Ireton HS.

KING'S GAME-BY-GAME STATS

DATE	OPPONENT	GS	MIN	FG-FGA	FG%	3FG-3FGA	3FG%	FT-FTA	FT%	OFF-DEF	REB	PF	AST	TO	STL	BLK	PTS
Nov. 3	DAVIDSON		DNP														
Nov. 7	GEORGIA STATE		DNP														
Nov. 9	MISSISSIPPI VALLEY STATE		DNP														
Nov. 13	JACKSON STATE	14:28	1-4	.250	0-1	.000	0-1	.000	0-2	2	1	2	0	0	0	0	2
Nov. 20	at Texas Tech	21:10	1-5	.200	1-4	.250	2-2	1.000	0-4	4	1	0	1	1	0	0	5
Nov. 24	vs Alcorn State	21:21	0-5	.000	0-3	.000	2-2	1.000	0-1	1	2	0	1	2	0	0	2
Nov. 25	vs Middle Tennessee	24:56	2-2	1.000	1-1	1.000	0-0	.000	0-2	2	0	1	2	1	0	0	5
Nov. 30	ULM	13:38	2-5	.400	0-1	.000	0-0	.000	0-1	1	1	1	1	1	0	0	4
Dec. 4	PITT	22:29	3-8	.375	2-4	.500	0-0	.000	0-3	3	3	4	3	1	0	0	8
Dec. 7	CHARLOTTE	14:52	0-3	.000	0-1	.000	0-0	.000	0-4	4	1	3	1	0	0	0	0
Dec. 14	SOUTHERN MISS	2:37	0-0	.000	0-0	.000	0-0	.000	0-0	0	0	0	1	0	0	0	0
Dec. 17	ALABAMA STATE		DNP														
Dec. 20	at La Salle		DNP														
Dec. 28	SAMFORD	24:25	0-4	.000	0-1	.000	0-0	.000	0-3	3	2	4	1	0	0	0	0
Jan. 1	AUBURN	3:01	0-1	.000	0-0	.000	0-0	.000	0-1	1	1	0	1	0	0	0	0
Jan. 4	at #8 Oklahoma	16:40	0-2	.000	0-1	.000	0-0	.000	0-0	0	4	0	1	0	0	0	0
Jan. 8	#20 TENNESSEE	25:28	1-2	.500	0-0	.000	0-0	.000	0-0	0	3	2	1	1	0	0	2
Jan. 11	at #18 Ole Miss	18:29	1-3	.333	0-2	.000	2-2	1.000	0-1	1	2	1	1	0	1	4	
Jan. 15	#5 VANDERBILT	23:00	4-7	.571	1-2	.500	4-4	1.000	0-3	3	5	2	2	2	0	0	13
Jan. 18	#7 KENTUCKY	6:22	0-2	.000	0-2	.000	0-0	.000	0-0	0	1	0	0	0	0	0	0
Jan. 25	at #23 Alabama	11:58	3-4	.750	0-0	.000	0-0	.000	0-0	0	0	1	1	1	0	0	6
Jan. 29	at #15 Tennessee	7:28	0-1	.000	0-1	.000	0-0	.000	0-1	1	2	0	4	0	0	0	0
Feb. 1	MISSOURI	9:11	0-2	.000	0-2	.000	0-0	.000	1-1	2	0	1	1	0	0	0	0
Feb. 5	at #3 South Carolina	11:56	0-2	.000	0-2	.000	0-0	.000	1-1	2	1	1	1	0	0	0	0
Feb. 12	GEORGIA	6:20	0-1	.000	0-1	.000	0-0	.000	0-0	0	0	0	0	0	0	0	0
Feb. 16	at Arkansas	2:50	0-1	.000	0-1	.000	0-0	.000	0-0	0	0	0	1	0	0	0	0
Feb. 19	FLORIDA																
Feb. 22	at #4 Texas																
Feb. 26	at Texas A&M																
Mar. 1	#7 LSU																

LED TEAM IN...		
Category	Number of Times	Record When
Points	-	-
Rebounds	-	-
Assists	2	2-0
Blocks	-	-
Steals	1	1-0
Minutes	-	-
3 FG Made	2	2-0
FT Made	1	0-1
Plus/Minus	2	0-2

PLAYER PRODUCTION CHART			
Category	24-25*	25-26	Career
10+ Points	21	1	22
20+ Points	4	-	4
30+ Points	-	-	-
3+ 3FG Made	4	-	4
5+ FT Made	7	-	7
5+ Assists	17	-	17
10+ Assists	-	-	-
5+ Rebounds	5	-	5
10+ Rebounds	-	-	-
3+ Blocks	-	-	-
3+ Steals	5	-	5

YEAR	TEAM	GP	GS	MIN/AVG	FG-FGA	FG%	3FG-3FGA	3FG%	FT-FTA	FT%	OFF-DEF	REB	RPG	AST	APG	TO	STL	SPG	BLK	BPG	PTS	PPG	DBL	DBL
2024-25*	HU	32	31	1029/32.2	127-351	36.2	34-100	34.0	80-107	74.8	24-74	98	3.1	145	4.5	105	49	1.5	6	0.2	368	11.5	0	
2025-26	MSU	21	0	303/14.4	18-64	28.1	5-30	16.7	10-11	90.9	2-28	30	1.4	23	1.1	25	9	0.4	1	0.0	51	2.4	0	
TOTALS		53	31	1331/25.1	145-415	34.9	39-130	30.0	90-118	76.3	26-102	128	2.4	168	3.2	130	58	1.1	7	0.1	419	7.9	0	



2

DESTINEY MCPHAUL

R-SR. | G | 5-9 | PHILADELPHIA, PA. | WEST CATHOLIC HS | NORTHWEST FLORIDA STATE COLLEGE

SCAN OR [CLICK HERE](#) FOR FULL BIO/STATISTICS

SEASON HIGHS		SEC HIGHS		CAREER HIGHS	
Points	22, vs Pitt, 12/4/25	Points	19, vs. Missouri, 3/5/25	Points	22, vs Pitt, 12/4/25
Rebounds	6, (2x) Last at Tennessee, 12/28/25	Rebounds	6, (2x) Last at Tennessee, 1/29/26	Rebounds	6, (3x) Last at Tennessee, 1/29/26
Assists	10, (2x) Last vs Samford, 12/28/25	Assists	9, vs Missouri, 2/3/26	Assists	10, (2x) Last vs Samford, 12/28/25
Blocks	2, vs Georgia State, 11/7/25	Blocks	1, (4x) Last at Oklahoma, 1/4/26	Blocks	2, (2x) Last vs Georgia State, 11/7/25
Steals	6, at La Salle, 12/20/25	Steals	4, vs Georgia, 2/12/26	Steals	6, at La Salle, 12/20/25
FG Made	8, vs Pitt, 12/4/25	FG Made	7, vs. Missouri, 3/5/25	FG Made	8, vs Pitt, 12/4/25
FG Attempted	15, vs Tennessee, 1/8/26	FG Attempted	15, vs Tennessee, 1/8/26	FG Attempted	15, vs Tennessee, 1/8/26
3-PT FG Made	3, (3x) Last vs Southern Miss, 12/15/25	3PT FG Made	4, (2x) Last vs Georgia, 2/12/26	3-PT FG Made	4, (2x) Last vs Missouri, 3/5/25
3-PT FG Attempted	7, (2x) Last vs Charlotte, 12/7/25	3PT FG Attempted	6, vs Georgia, 2/12/26	3-PT FG Attempted	7, (2x) Last vs Charlotte, 12/7/25
FT Made	6, vs Davidson, 11/3/25	FT Made	5, at Tennessee, 1/16/25	FT Made	6, vs Davidson, 11/3/25
FT Attempted	6, vs Davidson, 11/3/25	FT Attempted	6, at Tennessee, 1/16/25	FT Attempted	6, (3x) Last vs Davidson, 11/3/25
Minutes	39, vs Tennessee, 1/8/26	Minutes	39, vs Tennessee, 1/8/26	Minutes	39, vs Tennessee, 1/8/26

NOTEABLES

R-SENIOR (2025-26)

- Team-leading 18 points, six assists, four steals and four makes from distance against Georgia in first game off the bench (Feb. 12).
- Nine points, six rebounds and five assists in win at #15 Tennessee (Jan. 29).
- Team-leading six assists in victory against #7 Kentucky (Jan. 18).
- 12 points, four assists and two steals at #18 Ole Miss (Jan. 11)
- 14 points and five assists against #20 Tennessee (Jan. 8).
- 14 points in first SEC game of the year against Auburn (Jan. 1).
- Second consecutive game with 10 assists in non-con finale against Samford (Dec. 28)
- First MSU double-double with 16 points and 10 assists against La Salle (Dec. 20), making her the third Bulldog to have a point assists double double in the last 10 years.
- Knocked down three first half triples in a 14 point performance vs Southern Miss (Dec. 14).
- Second-straight game with 15+ points after collecting 16 in the win against Charlotte (Dec. 7). Tied her season-high of three made threes.
- Set a new career-high with 22 points in 22 minutes against Pitt in the ACC/SEC Challenge, including 61.5 percent shooting from the floor (Dec. 4)
- Named to Emerald Coast Classic All-Tournament team.
- Scored a then career-high 20 points in the season oepner against Davidson (Nov. 3) on 60% shooting.

PRIOR TO MSU

- Spent two seasons at NW Florida St.
- Averaged 14.4 points, 4.2 rebounds and 4.2 assists in 32.1 minutes her sophomore year.

MCPHAUL'S GAME-BY-GAME STATS

DATE	OPPONENT	GS	MIN	FG-FGA	FG%	3FG-3FGA	3FG%	FT-FTA	FT%	OFF-DEF	REB	PF	AST	TO	STL	BLK	PTS
Nov. 3	DAVIDSON	*	37:18	6-10	.600	2-5	.400	6-6	1.000	1-4	5	3	2	2	2	0	20
Nov. 7	GEORGIA STATE	*	28:34	6-8	.750	3-5	.600	0-0	.000	0-4	4	0	3	1	2	2	15
Nov. 9	MISSISSIPPI VALLEY STATE	*	24:55	3-6	.500	0-1	.000	3-3	1.000	0-2	2	0	3	1	2	0	9
Nov. 13	JACKSON STATE	*	25:12	4-8	.500	0-1	.000	2-4	.500	0-2	2	2	2	2	2	0	10
Nov. 20	at Texas Tech	*	32:10	4-7	.571	2-5	.400	2-2	1.000	1-3	4	0	4	1	1	1	12
Nov. 24	vs Alcorn State	*	27:36	3-7	.429	2-4	.500	1-2	.500	0-3	3	1	2	1	2	0	9
Nov. 25	vs Middle Tennessee	*	35:28	4-8	.500	1-4	.250	0-2	.000	0-3	3	3	5	4	0	0	9
Nov. 30	ULM	*	33:40	4-8	.500	1-3	.333	0-0	.000	0-0	0	2	3	2	2	0	9
Dec. 4	PITT	*	22:14	8-13	.615	2-7	.286	4-4	1.000	0-4	4	1	2	1	2	0	22
Dec. 7	CHARLOTTE	*	28:44	6-13	.462	3-7	.429	1-2	.500	0-2	2	1	3	1	2	0	16
Dec. 14	SOUTHERN MISS	*	31:58	5-9	.556	3-6	.500	1-2	.500	0-0	0	2	4	1	1	0	14
Dec. 17	ALABAMA STATE	*	18:28	0-2	.000	0-1	.000	0-0	.000	0-1	1	1	4	1	2	0	0
Dec. 20	at La Salle	*	35:14	6-12	.500	2-4	.500	2-2	1.000	2-4	6	0	10	2	6	0	16
Dec. 28	SAMFORD	*	22:28	2-4	.500	1-3	.333	3-3	1.000	0-2	2	3	10	0	1	0	8
Jan. 1	AUBURN	*	31:59	6-14	.429	2-5	.400	0-2	.000	0-0	0	1	2	3	2	0	14
Jan. 4	at #8 Oklahoma	*	30:52	3-12	.250	0-4	.000	2-2	1.000	0-3	3	1	1	3	0	1	8
Jan. 8	#20 TENNESSEE	*	38:42	6-15	.400	0-5	.000	2-3	.667	0-3	3	1	5	3	3	0	14
Jan. 11	at #18 Ole Miss	*	31:27	5-11	.455	2-4	.500	0-0	.000	0-1	1	1	4	5	2	0	12
Jan. 15	#5 VANDERBILT	*	20:32	2-6	.333	1-4	.250	0-0	.000	1-1	2	1	1	2	2	0	5
Jan. 18	#7 KENTUCKY	*	26:35	1-6	.167	0-2	.000	2-2	1.000	1-3	4	3	6	2	0	0	4
Jan. 25	at #23 Alabama	*	31:40	2-7	.286	0-3	.000	4-4	1.000	1-0	1	4	5	0	0	0	8
Jan. 29	at #15 Tennessee	*	34:22	3-8	.375	2-5	.400	1-2	.500	1-5	6	3	5	5	1	0	9
Feb. 1	MISSOURI	*	28:58	1-5	.200	0-3	.000	0-0	.000	0-3	3	3	9	3	0	0	2
Feb. 5	at #3 South Carolina	*	20:57	2-6	.333	1-5	.200	0-0	.000	2-2	4	0	3	3	0	0	5
Feb. 12	GEORGIA		29:33	6-10	.600	4-6	.667	2-2	1.000	1-1	2	2	6	1	4	0	18
Feb. 16	at Arkansas		22:28	1-3	.333	1-3	.333	2-2	1.000	0-1	1	3	6	3	1	0	5
Feb. 19	FLORIDA																
Feb. 22	at #4 Texas																
Feb. 26	at Texas A&M																
Mar. 1	#7 LSU																

LED TEAM IN...					PLAYER PRODUCTION CHART				
Category	Number of Times	Record When	Category	24-25	25-26	Career			
Points	5	4-1	10+ Points	14	12	26			
Rebounds	-	-	20+ Points	-	2	2			
Assists	16	11-5	30+ Points	-	-	-			
Blocks	1	1-0	3+ 3FG Made	3	4	7			
Steals	10	7-3	5+ FT Made	3	1	4			
Minutes	5	3-2	5+ Assists	4	10	14			
3 FG Made	11	9-2	10+ Assists	-	2	2			
FT Made	2	2-0	5+ Rebounds	3	3	6			
Plus/Minus	5	5-0	10+ Rebounds	-	-	-			
			3+ Blocks	-	-	-			
			3+ Steals	4	3	7			

YEAR	TEAM	GP	GS	MIN/AVG	FG-FGA	FG%	3FG-3FGA	3FG%	FT-FTA	FT%	OFF-DEF	REB	RPG	AST	APG	TO	STL	SPG	BLK	BPG	PTS	PPG	DBL	DBL
2024-25	MSU	31	1	693/22.4	85-182	46.7	25-66	37.9	55-67	82.1	17-68	85	2.7	78	2.5	66	36	1.2	6	0.2	250	8.1	0	
2025-26	MSU	26	24	752/28.9	99-218	45.4	35-105	33.3	40-51	78.4	11-57	68	2.6	110	4.2	53	42	1.6	4	0.2	273	10.5	1	
TOTALS		57	25	1445/25.4	184-400	46.0	60-171	35.1	95-118	80.5	28-125	153	2.7	188	3.3	119	78	1.4	10	0.2	523	9.2	1	



4

TRAYANNA CRISP

SR. | G | 5-8 | GOODYEAR, ARIZ. | MILLENNIUM HS | ARIZONA STATE * | NORTH CAROLINA !



SCAN OR [CLICK HERE](#) FOR FULL BIO/STATISTICS

SEASON HIGHS

Points	18, vs Missouri, 2/3/26
Rebounds	5, (2x) Last at Tennessee, 1/29/26
Assists	7, vs Alabama State, 12/17/25
Blocks	1, vs Jackson State, 11/13/25
Steals	3, (3x) Last at Tennessee, 1/29/26
FG Made	6, (2x) Last vs Missouri, 2/3/26
FG Attempted	15, vs Missouri, 2/3/26
3-PT FG Made	6, vs Missouri, 2/3/26
3-PT FG Attempted	13, vs Missouri, 2/3/26
FT Made	6, (2x) Last at Alabama, 1/25/26
FT Attempted	6, (2x) Last at Alabama, 1/25/26
Minutes	35, vs Missouri, 2/3/26

SEC HIGHS

Points	18, vs Missouri, 2/3/26
Rebounds	5, (2x) Last at Tennessee, 1/29/26
Assists	7, vs Vanderbilt, 1/16/26
Blocks	
Steals	3, (2x) Last at Tennessee, 1/29/26
FG Made	6 (2x) Last vs Missouri, 2/3/26
FG Attempted	15, vs Missouri, 2/3/26
3PT FG Made	6, vs Missouri, 2/3/26
3PT FG Attempted	13, vs Missouri, 2/3/26
FT Made	6, at Alabama, 1/25/26
FT Attempted	6, at Alabama, 1/25/26
Minutes	35, vs Missouri, 2/3/26

CAREER HIGHS

Points	23, vs Washington, 2/16/24*
Rebounds	7, vs Washington, 2/16/24*
Assists	7, vs Alabama State, 12/17/25
Blocks	1 (8x) Last vs Jackson State, 11/13/25
Steals	4, (2x) Last vs Stanford, 1/26/24!
FG Made	10, vs Washington, 2/16/24*
FG Attempted	22, vs Washington, 2/16/24*
3-PT FG Made	6, vs Missouri, 2/3/26
3-PT FG Attempted	13, vs Missouri, 2/3/26
FT Made	7, vs Colorado, 1/7/24*
FT Attempted	8, vs Colorado, 1/7/24*
Minutes	50, vs Washington, 2/16/24*

NOTEABLES

SENIOR (2025-26)

- Second-consecutive 11 point game with three triples against Arkansas (Feb. 16)
- Season-high 18 points after making career-high six threes against Missouri (Feb. 1).
- 15 points, five rebounds and three assists at #15 Tennessee, including three makes from distance (Jan. 29).
- 11 points against #23 Alabama (Jan. 25).
- Season-highs of seven assists and five rebounds along with eight points against #5 Vanderbilt.
- Scored season-high 17 points in SEC debut against Auburn, 13 of which came in the second half (Jan. 1)
- Fifth game in double-figures against La Salle after scoring 10 (Dec. 20).
- Career-high seven assists against Alabama State (Dec. 17).
- Tied a then season-high of 12 against Texas Tech (Nov. 20)
- Scored a then season-high 12 points along with four rebounds, three assists and three steals against Jackson State (Nov. 13)

PRIOR TO MSU

- Spent last season at North Carolina, where she played in 28 games, making one start.
- Spent freshman and sophomore seasons at Arizona State, starting in 35 of 59 games.
- Averaged single-season bests of 12.1 points, 2.9 rebounds, 2.1 assists and 1.3 steals in 34 minutes her sophomore year at ASU.

PERSONAL

- Three-time 5A State Champion at Goodyear Millennium HS in Arizona.
- Was the No. 73 overall prospect in the 2022 class according to ESPN.

CRISP'S GAME-BY-GAME STATS

DATE	OPPONENT	GS	MIN	FG-FGA	FG%	3FG-3FGA	3FG%	FT-FTA	FT%	OFF-DEF	REB	PF	AST	TO	STL	BLK	PTS
Nov. 3	DAVIDSON	*	22:12	0-1	.000	0-1	.000	3-4	.750	0-0	0	4	0	2	0	0	3
Nov. 7	GEORGIA STATE	*	28:59	2-6	.333	2-5	.400	0-0	.000	0-3	3	1	6	0	0	0	6
Nov. 9	MISSISSIPPI VALLEY STATE	*	16:47	1-2	.500	1-1	1.000	0-0	.000	0-2	2	0	3	0	2	0	3
Nov. 13	JACKSON STATE	*	28:37	5-11	.455	2-7	.286	0-0	.000	0-4	4	2	3	1	3	1	12
Nov. 20	at Texas Tech	*	31:25	2-6	.333	2-4	.500	6-6	1.000	0-2	2	1	0	2	0	0	12
Nov. 24	vs Alcorn State	*	18:39	3-8	.375	2-6	.333	0-0	.000	0-2	2	0	3	2	0	0	8
Nov. 25	vs Middle Tennessee	*	30:22	2-4	.500	1-2	.500	0-0	.000	0-1	1	2	4	2	0	0	5
Nov. 30	ULM	*	30:50	4-9	.444	1-3	.333	0-0	.000	2-1	3	0	2	2	2	0	9
Dec. 4	PITT	*	19:57	3-6	.500	2-4	.500	0-0	.000	0-2	2	1	2	0	2	0	8
Dec. 7	CHARLOTTE	*	30:03	3-4	.750	3-4	.750	2-2	1.000	0-1	1	3	2	2	1	0	11
Dec. 14	SOUTHERN MISS	*	33:27	4-10	.400	2-5	.400	2-4	.500	0-3	3	1	4	3	1	0	12
Dec. 17	ALABAMA STATE	*	22:44	3-6	.500	2-4	.500	0-0	.000	0-2	2	0	7	0	1	0	8
Dec. 20	at La Salle	*	30:29	4-12	.333	1-6	.167	1-2	.500	0-0	0	1	2	1	1	0	10
Dec. 28	SAMFORD	DNP															
Jan. 1	AUBURN	*	31:54	6-10	.600	3-7	.429	2-3	.667	0-0	0	2	3	3	0	0	17
Jan. 4	at #8 Oklahoma	*	28:39	2-11	.182	1-5	.200	2-2	1.000	0-2	2	4	1	0	1	0	7
Jan. 8	#20 TENNESSEE	*	31:10	3-6	.500	1-4	.250	2-2	1.000	1-1	2	4	0	3	0	0	9
Jan. 11	at #18 Ole Miss	*	22:29	0-3	.000	0-1	.000	0-0	.000	1-2	3	1	2	2	0	0	0
Jan. 15	#5 VANDERBILT	*	33:51	2-9	.222	2-6	.333	2-2	1.000	1-4	5	2	7	2	3	0	8
Jan. 18	#7 KENTUCKY	*	32:18	5-8	.625	4-5	.800	2-2	1.000	0-2	2	4	2	3	0	0	16
Jan. 25	at #23 Alabama	*	27:14	2-7	.286	1-6	.167	6-6	1.000	2-1	3	2	2	2	0	0	11
Jan. 29	at #15 Tennessee	*	32:04	4-9	.444	3-7	.429	4-4	1.000	0-5	5	4	1	2	3	0	15
Feb. 1	MISSOURI	*	35:09	6-15	.400	6-13	.462	0-0	.000	0-1	1	3	4	1	1	0	18
Feb. 5	at #3 South Carolina	*	19:58	1-7	.143	0-4	.000	1-1	1.000	0-1	1	1	0	1	0	0	3
Feb. 12	GEORGIA	*	32:20	4-7	.571	3-5	.600	0-0	.000	0-2	2	2	4	3	2	0	11
Feb. 16	at Arkansas	*	26:37	3-9	.333	3-8	.375	2-2	1.000	0-3	3	5	5	3	1	0	11
Feb. 19	FLORIDA																
Feb. 22	at #4 Texas																
Feb. 26	at Texas A&M																
Mar. 1	#7 LSU																

LED TEAM IN...

Category	Number of Times	Record When
Points	2	1-1
Rebounds	-	-
Assists	5	4-1
Blocks	-	-
Steals	5	4-1
Minutes	3	2-1
3 FG Made	15	10-5
FT Made	1	0-1
Plus/Minus	4	3-1

PLAYER PRODUCTION CHART

Category	22-23*	23-24*	24-25!	25-26	Career
10+ Points	5	24	6	12	47
20+ Points	-	1	-	-	1
30+ Points	-	-	-	-	-
3+ 3FG Made	-	6	2	7	15
5+ FT Made	1	3	-	2	6
5+ Assists	3	3	-	4	10
10+ Assists	-	-	-	-	-
5+ Rebounds	3	6	1	2	12
10+ Rebounds	-	-	-	-	-
3+ Blocks	-	-	-	-	-
3+ Steals	-	5	-	3	8

YEAR	TEAM	GP	GS	MIN/AVG	FG-FGA	FG%	3FG-3FGA	3FG%	FT-FTA	FT%	OFF-DEF	REB	RPG	AST	APG	TO	STL	SPG	BLK	BPG	PTS	PPG	DBL	DBL
2022-23*	ASU	28	7	605/21.6	51-170	30.0	14-59	23.7	36-50	72.0	16-49	65	2.3	37	1.3	38	16	0.6	1	0.0	152	5.4	0	
2023-24*	ASU	31	28	1065/34.4	140-345	40.6	42-126	33.3	52-68	76.5	20-69	89	2.9	66	2.1	51	41	1.3	4	0.1	374	12.1	0	
2024-25*	UNC	28	1	389/13.9	56-148	37.8	21-82	25.6	24-30	80.0	4-37	41	1.5	32	1.1	19	15	0.5	2	0.1	157	5.6	0	
2025-26	MSU	25	25	698/27.9	74-186	39.8	48-123	39.0	37-42	88.1	7-47	54	2.2	69	2.8	42	24	1.0	1	0.0	233	9.3	0	
TOTALS		112	61	2756/24.6	321-849	37.8	125-390	32.1	149-190	78.4	47-202	249	2.2	204	1.8	150	96	0.9	8	0.1	916	8.2	0	



5

CHANDLER PRATER

GR. | G/F | 5-10 | KANSAS CITY, MO. | NORTH KANSAS CITY HS | KANSAS * | OKLAHOMA STATE !



SCAN OR [CLICK HERE](#) FOR FULL BIO/STATISTICS

SEASON HIGHS

Points	25, vs Mississippi Valley State, 11/9/25
Rebounds	13, vs Charlotte, 12/7/25
Assists	6, vs Samford, 12/28/25
Blocks	2, vs Georgia State, 11/7/25
Steals	3, (3x) Last vs Kentucky, 1/18/26
FG Made	8, vs Southern Miss, 12/14/25
FG Attempted	12, vs Charlotte, 12/7/25
3-PT FG Made	4, vs Mississippi Valley State, 11/9/25
3-PT FG Attempted	6, vs Mississippi Valley State, 11/9/25
FT Made	9, vs Mississippi Valley State, 11/9/25
FT Attempted	9, vs Mississippi Valley State, 11/9/25
Minutes	31, vs Southern Miss, 12/14/25

SEC HIGHS

Points	15, at Ole Miss, 1/11/26
Rebounds	9, (2x) Last at Vanderbilt, 2/13/25
Assists	5, vs Missouri, 3/5/25
Blocks	2, (2x) Last at Georgia, 1/12/25
Steals	3, vs Kentucky, 1/18/26
FG Made	6 (2x) Last at Ole Miss, 1/11/26
FG Attempted	11, (2x) Last vs Arkansas, 2/6/25
3PT FG Made	3, at Ole Miss, 1/11/26
3PT FG Attempted	4, (5x) Last vs Vanderbilt, 1/16/26
FT Made	6, at Auburn, 3/2/25
FT Attempted	6, at Auburn, 3/2/25
Minutes	41, at Vanderbilt, 2/13/25

CAREER HIGHS

Points	25, vs Mississippi Valley State, 11/9/25
Rebounds	16, vs. Nebraska, 3/13/23 *
Assists	6, (4x), Last vs Samford, 12/28/25
Blocks	5, vs. UT Arlington, 1/16/22 *
Steals	5, vs. New Orleans, 11/8/23 *
FG Made	10, at TCU, 3/4/23 *
FG Attempted	19, vs. TCU, 3/4/23 *
3-PT FG Made	4, (2x) Last vs Mississippi Valley State, 11/9/25
3-PT FG Attempted	6, vs Mississippi Valley State, 11/9/25
FT Made	13, at Arizona, 12/8/22 *
FT Attempted	13, at Arizona, 12/8/22 *
Minutes	41, at Vanderbilt, 2/13/25

NOTEABLES

GRADUATE (2025-26)

- Eight points in victory over Georgia (Feb. 12).
- 10 points in win vs #5 Vanderbilt (Jan. 15)
- 15 points on 75 percent shooting from the floor and beyond the arch at #18 Ole Miss (Jan. 11).
- Became first Bulldog since Teaira McCowan in 2019 to collect 5 consecutive double-doubles with 10 points and 10 rebounds vs Samford (Dec. 28). Tied career-high six assists.
- Second-consecutive double-double with 18 points on 72 percent shooting and 10 rebounds vs Southern Miss (Dec. 14).
- Collected her first MSU double-double against Charlotte with 14 points and 13 rebounds (Dec. 7).
- Scored a career-high 25 points against Mississippi Valley State, including tying a career-high four makes from distance.

PRIOR TO MSU

- 2023-24 (Oklahoma St.)
- Played in five games before suffering season ending injury.
- 2019-23 (Kansas)
- Played in 86 games, starting in 33.
 - Won the 2023 WNIT
 - Three Time Academic All-BIG 12 Selection
 - Redshirted her true freshman year.
- PERSONAL
- Attended North Kansas City HS.
 - Member of the Student-Athlete Advisory Committee (SAAC) at Mississippi State
 - Traveled to Atlanta to be apart of the SEC's Leadership Council Meetings.

PRATER'S GAME-BY-GAME STATS

DATE	OPPONENT	GS	MIN	FG-FGA	FG%	3FG-3FGA	3FG%	FT-FTA	FT%	OFF-DEF	REB	PF	AST	TO	STL	BLK	PTS
Nov. 3	DAVIDSON	*	21:52	3-4	.750	1-1	1.000	1-2	.500	0-7	7	4	2	3	3	0	8
Nov. 7	GEORGIA STATE	*	22:10	2-7	.286	1-2	.500	4-4	1.000	0-4	4	0	3	4	2	2	9
Nov. 9	MISSISSIPPI VALLEY STATE	*	23:22	6-11	.545	4-6	.667	9-9	1.000	2-3	5	0	5	2	0	0	25
Nov. 13	JACKSON STATE	*	23:57	3-4	.750	0-0	.000	4-4	1.000	2-3	5	0	0	3	1	0	10
Nov. 20	at Texas Tech	*	25:49	1-6	.167	0-0	.000	5-6	.833	2-4	6	4	2	4	1	0	7
Nov. 24	vs Alcorn State	*	20:38	2-6	.333	2-4	.500	2-4	.500	3-3	6	0	4	2	2	0	8
Nov. 25	vs Middle Tennessee	*	22:49	4-7	.571	1-2	.500	4-4	1.000	1-4	5	2	4	3	1	0	13
Nov. 30	ULM	*	19:01	1-7	.143	0-2	.000	0-0	.000	2-2	4	0	3	2	0	0	2
Dec. 4	PITT	*	18:36	1-7	.143	0-2	.000	0-0	.000	1-4	5	2	2	0	0	0	2
Dec. 7	CHARLOTTE	*	25:51	7-12	.583	0-1	.000	0-1	.000	6-7	13	3	2	3	0	0	14
Dec. 14	SOUTHERN MISS	*	30:58	8-11	.727	1-2	.500	1-1	1.000	2-8	10	3	3	3	2	1	18
Dec. 17	ALABAMA STATE	*	24:32	3-10	.300	0-2	.000	4-4	1.000	4-7	11	2	2	0	1	0	10
Dec. 20	at La Salle	*	28:12	5-10	.500	0-3	.000	0-0	.000	2-8	10	3	2	2	2	0	10
Dec. 28	SAMFORD	*	31:00	4-8	.500	2-3	.667	0-0	.000	2-8	10	2	6	2	3	1	10
Jan. 1	AUBURN	*	25:08	2-5	.400	2-4	.500	0-0	.000	2-3	5	0	1	1	0	0	6
Jan. 4	at #8 Oklahoma	*	9:29	1-6	.167	0-3	.000	2-2	1.000	1-5	6	0	0	2	1	0	4
Jan. 8	#20 TENNESSEE		DNP														
Jan. 11	at #18 Ole Miss		25:09	6-8	.750	3-4	.750	0-0	.000	0-1	1	0	1	1	0	0	15
Jan. 15	#5 VANDERBILT		26:14	4-10	.400	1-4	.250	1-1	1.000	0-1	1	4	2	1	2	0	10
Jan. 18	#7 KENTUCKY		19:57	4-5	.800	1-1	1.000	0-0	.000	0-5	5	3	1	4	3	0	9
Jan. 25	at #23 Alabama		18:23	1-3	.333	0-1	.000	0-0	.000	1-3	4	5	0	0	1	0	2
Jan. 29	at #15 Tennessee		11:58	1-3	.333	0-0	.000	0-0	.000	0-2	2	2	0	0	1	0	2
Feb. 1	MISSOURI		7:14	0-3	.000	0-1	.000	0-0	.000	0-0	0	0	0	0	0	0	0
Feb. 5	at #3 South Carolina		16:47	1-2	.500	1-2	.500	0-0	.000	0-1	1	3	0	0	1	0	3
Feb. 12	GEORGIA		24:45	3-10	.300	0-3	.000	2-2	1.000	0-2	2	1	2	1	1	1	8
Feb. 16	at Arkansas		13:25	0-1	.000	0-0	.000	1-2	.500	0-1	1	2	0	3	0	0	1
Feb. 19	FLORIDA																
Feb. 22	at #4 Texas																
Feb. 26	at Texas A&M																
Mar. 1	#7 LSU																

LED TEAM IN...

Category	Number of Times	Record When
Points	2	1-1
Rebounds	2	2-0
Assists	4	4-0
Blocks	2	2-0
Steals	7	6-1
Minutes	-	-
3 FG Made	5	3-2
FT Made	3	3-0
Plus/Minus	4	3-1

PLAYER PRODUCTION CHART

Category	20-21*	21-22*	22-23*	23-24!	24-25	25-26	Career
10+ Points	3	11	14	3	9	9	49
20+ Points	-	-	2	-	-	2	4
30+ Points	-	-	-	-	-	-	-
3+ 3FG Made	-	-	1	-	1	2	4
5+ FT Made	-	2	3	-	1	2	8
5+ Assists	-	1	5	1	1	2	10
10+ Assists	-	-	-	-	-	-	-
5+ Rebounds	1	13	19	3	13	15	64
10+ Rebounds	-	-	6	1	-	5	12
3+ Blocks	-	-	2	-	-	-	2
3+ Steals	1	2	9	1	1	3	17

YEAR	TEAM	GP	GS	MIN/AVG	FG-FGA	FG%	3FG-3FGA	3FG%	FT-FTA	FT%	OFF-DEF	REB	RPG	AST	APG	TO	STL	SPG	BLK	BPG	PTS	PPG	DBL	DBL
2020-21*	KU	20	0	257/12.8	29-77	37.7	4-16	25.0	10-15	66.7	15-33	48	2.4	16	0.8	20	15	0.8	2	0.1	72	3.6	0	
2021-22*	KU	31	3	598/19.3	77-175	44.0	9-39	23.1	58-71	81.7	23-107	130	4.2	43	1.4	57	26	0.8	9	0.3	221	7.1	0	
2022-23*	KU	35	33	997/28.5	125-308	40.6	13-47	27.7	71-90	78.9	63-146	209	6.0	89	2.5	100	60	1.7	23	0.7	334	9.5	0	
2023-24*	OSU	5	0	105/21.0	17-40	42.5	1-5	20.0	5-6	83.3	9-21	30	6.0	10	2.0	15	7	1.4	3	0.4	40	8.0	0	
2024-25	MSU	34	12	768/22.6	80-189	42.3	19-58	32.8	37-42	88.1	35-109	144	4.2	52	1.5	71	29	0.9	11	0.3	216	6.4	0	
2025-26	MSU	25	16	537/21.5	73-166	44.0	20-53	37.7	40-46	87.0	33-96	129	5.2	47	1.9	46	28	1.1	5	0.2	206	8.2	5	
TOTALS		150	64	3263/21.8	401-955	42.0	66-218	30.3	221-270	81.9	178-512	690	4.6	257	1.7	309	165	1.1	53	0.4	1089	7.3	10	



AWA FANE

JR. | G | 5-8 | THIES, SENEGAL | LIFE PREPARATORY ACADEMY | PANOLA COLLEGE



SCAN OR [CLICK HERE](#) FOR FULL BIO/STATISTICS

SEASON HIGHS

Points	11, vs Georgia State, 11/7/25
Rebounds	4, vs Alcorn State, 11/24/25
Assists	4, vs Alabama State, 12/17/25
Blocks	
Steals	3, vs Alabama State, 12/17/25
FG Made	4, vs Georgia State, 11/7/25
FG Attempted	6, (2x) Last at Arkansas, 2/16/26
3-PT FG Made	3, (2x) Last at Arkansas, 2/16/26
3-PT FG Attempted	6, at Arkansas, 2/16/26
FT Made	2, vs Southern Miss, 12/14/25
FT Attempted	2, (2x) Last at Ole Miss, 1/11/26
Minutes	21, vs Mississippi Valley State, 11/9/25

SEC HIGHS

Points	9, at Arkansas, 2/16/26
Rebounds	1, vs Auburn, 1/1/26
Assists	1, at South Carolina, 2/10/26
Blocks	
Steals	2, at Oklahoma, 1/4/26
FG Made	3, at Arkansas, 2/16/26
FG Attempted	6, at Arkansas, 2/16/26
3PT FG Made	3, at Arkansas, 2/16/26
3PT FG Attempted	6, at Arkansas, 2/16/26
FT Made	1, at Ole Miss, 1/11/26
FT Attempted	2, at Ole Miss, 1/11/26
Minutes	16, at Arkansas, 2/16/26

CAREER HIGHS

Points	11, vs Georgia State, 11/7/25
Rebounds	4, vs Alcorn State, 11/24/25
Assists	4, vs Alabama State, 12/17/25
Blocks	
Steals	3, vs Alabama State, 12/17/25
FG Made	4, vs Georgia State, 11/7/25
FG Attempted	6, (2x) Last at Arkansas, 2/16/26
3-PT FG Made	3, (2x) Last at Arkansas, 2/16/26
3-PT FG Attempted	6, at Arkansas, 2/16/26
FT Made	2, vs Southern Miss, 12/14/25
FT Attempted	2, (2x) Last at Ole Miss, 1/11/26
Minutes	21, vs Mississippi Valley State, 11/9/25

NOTEABLES

JUNIOR (2024-25)

- Picked up SEC High nine points with three triples against Arkansas (Feb. 16).
- Collected six points in 12 minutes against Samford (Dec. 28).
- Went 2-2 from distance in a six point performance against La Salle (Dec. 20).
- Four points against Southern Miss (Dec. 14).
- Knocked down a trio of three pointers in the second quarter against Georgia State (Nov. 7). Finished with 11 points.
- First season in the Maroon and White.

SOPHOMORE (2023-24) - PANOLA COLLEGE

- Started in all 29 games played.
- Averaged 16.8 points, 4.3 rebounds 3.2 assists and 3.0 steals per game.
- Tallied season-high 30 points against Tyler JC (Jan. 22).
- Earned three or more steals 18 times throughout the season.
- 2025 NJCAA First Team All-American

FRESHMAN (2022-23) - PANOLA COLLEGE

- Played in 26 games, starting in 21.
- Averaged 16.7 points, 5.0 rebounds, and 3.2 assists per game.
- Scored 30 points in her first start against Midland College (Nov. 16)

PERSONAL

- Attended Life Preparatory Academy in Wichita, Kansas.
- Originally from Senegal.

FANE'S GAME-BY-GAME STATS

DATE	OPPONENT	GS	MIN	FG-FGA	FG%	3FG-3FGA	3FG%	FT-FTA	FT%	OFF-DEF	REB	PF	AST	TO	STL	BLK	PTS
Nov. 3	DAVIDSON		2:18	0-0	.000	0-0	.000	0-0	.000	0-0	0	0	0	1	0	0	0
Nov. 7	GEORGIA STATE		13:52	4-5	.800	3-4	.750	0-0	.000	0-0	0	2	0	1	0	0	11
Nov. 9	MISSISSIPPI VALLEY STATE		20:30	2-6	.333	1-2	.500	0-0	.000	0-2	2	1	1	0	1	0	5
Nov. 13	JACKSON STATE		5:27	0-0	.000	0-0	.000	0-0	.000	0-0	0	0	2	0	1	0	0
Nov. 20	at Texas Tech		5:32	1-2	.500	0-1	.000	0-0	.000	0-0	0	2	0	2	0	0	2
Nov. 24	vs Alcorn State		11:52	0-2	.000	0-2	.000	0-0	.000	2-2	4	2	0	2	0	0	0
Nov. 25	vs Middle Tennessee	DNP															
Nov. 30	ULM	DNP															
Dec. 4	PITT		13:48	2-3	.667	0-0	.000	0-0	.000	0-1	1	1	1	0	0	0	4
Dec. 7	CHARLOTTE		7:59	0-2	.000	0-1	.000	0-0	.000	0-0	0	0	1	0	0	0	0
Dec. 14	SOUTHERN MISS		8:01	1-3	.333	0-0	.000	2-2	1.000	1-0	1	2	0	0	0	0	4
Dec. 17	ALABAMA STATE		20:09	1-7	.143	0-1	.000	1-2	.500	2-1	3	2	4	3	3	0	3
Dec. 20	at La Salle		8:21	2-4	.500	2-2	1.000	0-0	.000	0-0	0	0	0	0	0	0	6
Dec. 28	SAMFORD		12:19	2-4	.500	1-3	.333	1-1	1.000	0-1	1	0	0	0	0	0	6
Jan. 1	AUBURN		2:39	0-0	.000	0-0	.000	0-0	.000	0-1	1	0	0	1	0	0	0
Jan. 4	at #8 Oklahoma		10:46	0-0	.000	0-0	.000	0-0	.000	0-0	0	1	0	0	2	0	0
Jan. 8	#20 TENNESSEE		4:14	1-1	1.000	1-1	1.000	0-0	.000	0-0	0	0	0	1	0	0	3
Jan. 11	at #18 Ole Miss		2:04	0-1	.000	0-1	.000	1-2	.500	0-0	0	0	0	0	0	0	1
Jan. 15	#5 VANDERBILT	DNP															
Jan. 18	#7 KENTUCKY	DNP															
Jan. 25	at #23 Alabama	DNP															
Jan. 29	at #15 Tennessee	DNP															
Feb. 1	MISSOURI	DNP															
Feb. 5	at #3 South Carolina		6:25	1-2	.500	0-1	.000	0-0	.000	0-0	0	0	1	0	0	0	2
Feb. 12	GEORGIA	DNP															
Feb. 16	at Arkansas		15:31	3-6	.500	3-6	.500	0-0	.000	0-0	0	0	0	1	1	0	9
Feb. 19	FLORIDA																
Feb. 22	at #4 Texas																
Feb. 26	at Texas A&M																
Mar. 1	#7 LSU																

LED TEAM IN...

Category	Number of Times	Record When
Points	-	-
Rebounds	-	-
Assists	-	-
Blocks	-	-
Steals	2	1-1
Minutes	-	-
3 FG Made	4	3-1
FT Made	-	-
Plus/Minus	2	0-2

PLAYER PRODUCTION CHART

Category	25-26	Career
10+ Points	1	1
20+ Points	-	-
30+ Points	-	-
3+ 3FG Made	2	2
5+ FT Made	-	-
5+ Assists	-	-
10+ Assists	-	-
5+ Rebounds	-	-
10+ Rebounds	-	-
3+ Blocks	-	-
3+ Steals	1	1

YEAR	TEAM	GP	GS	MIN/AVG	FG-FGA	FG%	3FG-3FGA	3FG%	FT-FTA	FT%	OFF-DEF	REB	RPG	AST	APG	TO	STL	SPG	BLK	BPG	PTS	PPG	DBL	DBL
2025-26	MSU	18	0	172/9.6	20-48	41.7	11-25	44.0	5-7	71.4	5-8	13	0.7	10	0.6	12	8	0.4	0	0.0	56	3.1	0	
TOTALS		18	0	172/9.6	20-48	41.7	11-25	44.0	5-7	71.4	5-8	13	0.7	10	0.6	12	8	0.4	0	0.0	56	3.1	0	



10

JAYLAH LAMPLEY

FR. | G | 6-1 | FISHERS, IND. | LAWRENCE CENTRAL HS



SCAN OR [CLICK HERE](#) FOR FULL BIO/STATISTICS

SEASON HIGHS

Points	24, vs Samford, 12/28/25
Rebounds	10, (2x) Last vs Samford, 12/28/25
Assists	3, (3x) Last vs Auburn, 1/1/26
Blocks	1, (4x) Last vs Alabama State, 12/17/25
Steals	2, (5x) Last vs Samford, 12/28/25
FG Made	10, vs Samford, 12/28/25
FG Attempted	12, (3x) Last vs Samford, 12/28/25
3-PT FG Made	3, (2x) Last vs Missouri, 2/3/26
3-PT FG Attempted	5, (3x) Last at South Carolina, 2/10/26
FT Made	3, (2x) Last vs Auburn, 1/1/26
FT Attempted	6, vs Davidson, 11/4/25
Minutes	30, at La Salle, 12/20/25

SEC HIGHS

Points	14, at Alabama, 1/25/26
Rebounds	6, (2x) Last vs Missouri, 2/3/26
Assists	3, vs Auburn, 1/1/26
Blocks	1, (3x) Last at Alabama, 1/25/26
Steals	6, at Alabama, 1/25/26
FG Made	11, vs Auburn, 1/1/26
FG Attempted	3, vs Missouri, 2/3/26
3PT FG Made	5, (2x) Last at South Carolina, 2/10/26
3PT FG Attempted	3, vs Auburn, 1/1/26
FT Made	3, vs Auburn, 1/1/26
FT Attempted	30, vs Auburn, 1/1/26
Minutes	

CAREER HIGHS

Points	24, vs Samford, 12/28/25
Rebounds	10, (2x) Last vs Samford, 12/28/25
Assists	3, (3x) Last vs Auburn, 1/1/26
Blocks	1, (4x) Last vs Alabama State, 12/17/25
Steals	2, (5x) Last vs Samford, 12/28/25
FG Made	10, vs Samford, 12/28/25
FG Attempted	12, (3x) Last vs Samford, 12/28/25
3-PT FG Made	3, (2x) Last vs Missouri, 2/3/26
3-PT FG Attempted	5, (3x) Last at South Carolina, 2/10/26
FT Made	3, (2x) Last vs Auburn, 1/1/26
FT Attempted	6, vs Davidson, 11/4/25
Minutes	30, at La Salle, 12/20/25

NOTEABLES

FRESHMAN (2025-26)

- SEC Freshman of the Week (Dec. 30).
- Team-leading 16 points and nine rebounds at Arkansas, shooting 60 percent from the floor and from distance (Feb. 16).
- Went 3-5 from distance in 10 point, six rebound performance vs Missouri (Feb. 2).
- SEC-high of 14 points on 6-9 shooting at #23 Alabama (Jan. 25).
- Knocked down a pair of second-half triples against Vanderbilt (Jan. 15).
- Scored 11 points in her first SEC game against Auburn (Jan. 1).
- Had first double-double in first career start with season-high 24 points and 10 rebounds on 10-12 shooting against Samford (Dec. 28) en route to first SEC FOTW honor.
- Team-leading 18 points against La Salle on 75 percent shooting (Dec. 20).
- 12 points against Charlotte on 75 percent shooting (Dec. 7).
- Scored a career-high 17 points on 87.5 percent shooting against Jackson State (Nov. 13).
- Scored 12 points and collected seven rebounds against Georgia State (Nov. 7).
- Scored 11 points in her MSU debut against Davidson (Nov. 3), along with six rebounds, two steals and a block.

PERSONAL

- Attended Lawrence Central HS and played under her mother, Jannon Lampley.
- 37th-ranked recruit in the class of 2025, according to ESPN.
- Averaged 18.0 points, 5.8 rebounds, 2.1 steals and 2.0 assists per game throughout HS career.
- Finished as Lawrence Central's all-time leading scoring, rebounding, and steals leader.
- 2023-24 Indiana Gatorade POTY after

LAMPLEY'S GAME-BY-GAME STATS

DATE	OPPONENT	GS	MIN	FG-FGA	FG%	3FG-3FGA	3FG%	FT-FTA	FT%	OFF-DEF	REB	PF	AST	TO	STL	BLK	PTS
Nov. 3	DAVIDSON		27:09	4-9	.444	0-1	.000	3-6	.500	3-3	6	0	1	2	2	1	11
Nov. 7	GEORGIA STATE		27:36	5-8	.625	1-1	1.000	1-1	1.000	3-4	7	1	2	0	1	0	12
Nov. 9	MISSISSIPPI VALLEY STATE		23:15	4-11	.364	1-2	.500	0-0	.000	3-2	5	2	3	5	0	0	9
Nov. 13	JACKSON STATE		21:22	7-8	.875	2-2	1.000	1-2	.500	1-0	1	1	0	1	0	0	17
Nov. 20	at Texas Tech		10:48	1-2	.500	0-0	.000	0-0	.000	0-0	0	0	1	2	0	0	2
Nov. 24	vs Alcorn State		19:54	3-12	.250	1-5	.200	2-5	.400	6-4	10	1	0	2	2	0	9
Nov. 25	vs Middle Tennessee		12:22	1-2	.500	0-0	.000	0-0	.000	0-3	3	2	0	2	0	0	2
Nov. 30	ULM		22:51	4-7	.571	2-5	.400	0-0	.000	1-4	5	0	0	0	2	0	10
Dec. 4	PITT		22:27	3-6	.500	1-3	.333	0-0	.000	2-5	7	1	1	0	2	1	7
Dec. 7	CHARLOTTE		18:57	6-8	.750	0-2	.000	0-1	.000	2-3	5	1	1	3	1	0	12
Dec. 14	SOUTHERN MISS		25:04	3-7	.429	0-1	.000	2-4	.500	3-6	9	1	3	2	0	1	8
Dec. 17	ALABAMA STATE		29:35	5-9	.556	2-3	.667	0-0	.000	1-3	4	1	2	1	1	1	12
Dec. 20	at La Salle		30:16	8-12	.667	2-4	.500	0-0	.000	3-3	6	1	2	4	1	0	18
Dec. 28	SAMFORD	*	27:23	10-12	.833	3-3	1.000	1-2	.500	4-6	10	0	2	1	2	1	24
Jan. 1	AUBURN		29:54	4-11	.364	0-4	.000	3-3	1.000	1-5	6	1	3	3	0	0	11
Jan. 4	at #8 Oklahoma		21:11	1-8	.125	0-3	.000	1-2	.500	1-3	4	0	0	1	1	0	3
Jan. 8	#20 TENNESSEE		16:06	2-3	.667	0-1	.000	1-2	.500	1-3	4	2	0	3	1	0	5
Jan. 11	at #18 Ole Miss		15:08	2-6	.333	0-2	.000	0-2	.000	2-1	3	0	1	1	0	0	4
Jan. 15	#5 VANDERBILT		13:26	2-3	.667	2-2	1.000	0-0	.000	0-3	3	2	0	0	0	0	6
Jan. 18	#7 KENTUCKY		15:53	0-2	.000	0-1	.000	2-2	1.000	0-4	4	0	0	0	0	0	2
Jan. 25	at #23 Alabama		20:52	6-9	.667	2-4	.500	0-0	.000	1-3	4	1	0	1	1	0	14
Jan. 29	at #15 Tennessee		8:58	3-4	.750	1-2	.500	0-0	.000	1-2	3	1	0	2	0	0	7
Feb. 1	MISSOURI		19:40	3-5	.600	3-5	.600	1-2	.500	5-1	6	3	0	1	0	0	10
Feb. 5	at #3 South Carolina		20:08	2-8	.250	0-5	.000	0-0	.000	1-2	3	0	0	1	0	0	4
Feb. 12	GEORGIA	*	17:43	1-4	.250	1-2	.500	0-0	.000	0-1	1	1	0	1	0	0	3
Feb. 16	at Arkansas	*	31:38	6-10	.600	3-5	.600	1-2	.500	2-7	9	1	2	2	0	0	16
Feb. 19	FLORIDA																
Feb. 22	at #4 Texas																
Feb. 26	at Texas A&M																
Mar. 1	#7 LSU																

LED TEAM IN...

Category	Number of Times	Record When
Points	2	2-0
Rebounds	1	1-0
Assists	1	1-0
Blocks	1	1-0
Steals	2	2-0
Minutes	-	-
3 FG Made	8	6-2
FT Made	-	-
Plus/Minus	2	1-1

PLAYER PRODUCTION CHART

Category	25-26	Career
10+ Points	12	12
20+ Points	1	1
30+ Points	-	-
3+ 3FG Made	3	3
5+ FT Made	-	-
5+ Assists	-	-
10+ Assists	-	-
5+ Rebounds	14	14
10+ Rebounds	2	2
3+ Blocks	-	-
3+ Steals	-	-

YEAR	TEAM	GP	GS	MIN/AVG	FG-FGA	FG%	3FG-3FGA	3FG%	FT-FTA	FT%	OFF-DEF	REB	RPG	AST	APG	TO	STL	SPG	BLK	BPG	PTS	PPG	DBL	DBL
2025-26	MSU	26	3	550/21.2	96-186	51.6	27-68	39.7	19-36	52.8	47-81	128	4.9	24	0.9	41	17	0.7	5	0.2	238	9.2	1	
TOTALS		26	3	550/21.2	96-186	51.6	27-68	39.7	19-36	52.8	47-81	128	4.9	24	0.9	41	17	0.7	5	0.2	238	9.2	1	



13

ROCÍO JIMÉNEZ

R-SO. | C | 6-7 | ELÍAS PIÑA, DOMINICAN REPUBLIC | CENTRAL POINTE CHRISTIAN ACADEMY



SCAN OR [CLICK HERE](#) FOR FULL BIO/STATISTICS

SEASON HIGHS

Points9, vs Mississippi Valley State, 11/9/25
Rebounds3, vs Mississippi Valley State, 11/9/25
Assists
Blocks1, (3x) Last at South Carolina, 2/10/26
Steals1, vs Mississippi Valley State, 11/9/25
FG Made4, vs Mississippi Valley State, 11/9/25
FG Attempted5, (2x) Last vs Alabama State, 12/17/25
3-PT FG Made
3-PT FG Attempted
FT Made1, vs Mississippi Valley State, 11/9/25
FT Attempted2, (2x) Last at Ole Miss, 1/11/26
Minutes7, at South Carolina, 2/10/26

SEC HIGHS

Points
Rebounds
Assists
Blocks1, at South Carolina, 2/10/26
Steals
FG Made
FG Attempted
3PT FG Made
3PT FG Attempted
FT Made
FT Attempted2, at Ole Miss, 1/11/26
Minutes7, at South Carolina, 2/10/26

CAREER HIGHS

Points9, vs Mississippi Valley State, 11/9/25
Rebounds3, vs Mississippi Valley State, 11/9/25
Assists
Blocks1, (3x) Last at South Carolina, 2/10/26
Steals1, vs Mississippi Valley State, 11/9/25
FG Made4, vs Mississippi Valley State, 11/9/25
FG Attempted5, (2x) Last vs Alabama State, 12/17/25
3-PT FG Made
3-PT FG Attempted
FT Made1, vs Mississippi Valley State, 11/9/25
FT Attempted2, (2x) Last at Ole Miss, 1/11/26
Minutes7, at South Carolina, 2/10/26

NOTEABLES

R-SOPHOMORE (2025-26)

- Scored nine points on 4-5 shooting and collected three rebounds, one steal and a block in five minutes against Mississippi Valley (Nov. 9).
- Made her Mississippi State debut against Georgia State on November 7.

R-FRESHMAN (2024-25)

- Did not see any action.

FRESHMAN (2023-24)

- Decided to redshirt and rehab in injury sustained prior to Mississippi State, reclassified to become a part of the program at the midseason point in December.

PERSONAL

- Played one season at Central Pointe Christian Academy, leading the team to a 21-5 record.
- Competed on the international stage as one of the youngest players within the Dominican Republic's FIBA Women's National Team Organization.
- Played basketball only three years prior to Mississippi State.

JIMÉNEZ'S GAME-BY-GAME STATS

DATE	OPPONENT	GS	MIN	FG-FGA	FG%	3FG-3FGA	3FG%	FT-FTA	FT%	OFF-DEF	REB	PF	AST	TO	STL	BLK	PTS
Nov. 3	DAVIDSON		DNP														
Nov. 7	GEORGIA STATE		1:01	0-0	.000	0-0	.000	0-0	.000	0-0	0	0	0	0	0	0	0
Nov. 9	MISSISSIPPI VALLEY STATE		5:00	4-5	.800	0-0	.000	1-2	.500	2-1	3	0	0	0	1	1	9
Nov. 13	JACKSON STATE		0:33	0-1	.000	0-0	.000	0-0	.000	0-0	0	0	0	0	0	0	0
Nov. 20	at Texas Tech		1:21	0-0	.000	0-0	.000	0-0	.000	0-0	0	0	0	1	0	1	0
Nov. 24	vs Alcorn State		DNP														
Nov. 25	vs Middle Tennessee		DNP														
Nov. 30	ULM		DNP														
Dec. 4	PITT		6:55	0-1	.000	0-0	.000	0-0	.000	0-1	1	2	0	1	0	0	0
Dec. 7	CHARLOTTE		1:07	0-0	.000	0-0	.000	0-0	.000	0-0	0	0	0	0	0	0	0
Dec. 14	SOUTHERN MISS		DNP														
Dec. 17	ALABAMA STATE		2:51	1-5	.200	0-0	.000	0-0	.000	2-0	2	0	0	0	0	0	2
Dec. 20	at La Salle		DNP														
Dec. 28	SAMFORD		2:16	0-0	.000	0-0	.000	0-0	.000	0-1	1	0	0	1	0	1	0
Jan. 1	AUBURN		DNP														
Jan. 4	at #8 Oklahoma		DNP														
Jan. 8	#20 TENNESSEE		DNP														
Jan. 11	at #18 Ole Miss		1:11	0-0	.000	0-0	.000	0-2	.000	0-0	0	0	0	0	0	0	0
Jan. 15	#5 VANDERBILT		DNP														
Jan. 18	#7 KENTUCKY		DNP														
Jan. 25	at #23 Alabama		DNP														
Jan. 29	at #15 Tennessee		DNP														
Feb. 1	MISSOURI		DNP														
Feb. 5	at #3 South Carolina		6:56	0-0	.000	0-0	.000	0-0	.000	0-0	0	0	0	1	0	1	0
Feb. 12	GEORGIA		4:04	0-0	.000	0-0	.000	0-0	.000	0-0	0	0	0	0	0	0	0
Feb. 16	at Arkansas		DNP														
Feb. 19	FLORIDA																
Feb. 22	at #4 Texas																
Feb. 26	at Texas A&M																
Mar. 1	#7 LSU																

LED TEAM IN...

Category	Number of Times	Record When
Points	-	-
Rebounds	-	-
Assists	-	-
Blocks	-	-
Steals	-	-
Minutes	-	-
3 FG Made	-	-
FT Made	-	-
Plus/Minus	-	-

PLAYER PRODUCTION CHART

Category	25-26	Career
10+ Points	-	-
20+ Points	-	-
30+ Points	-	-
3+ 3FG Made	-	-
5+ FT Made	-	-
5+ Assists	-	-
10+ Assists	-	-
5+ Rebounds	-	-
10+ Rebounds	-	-
3+ Blocks	-	-
3+ Steals	-	-

YEAR	TEAM	GP	GS	MIN/AVG	FG-FGA	FG%	3FG-3FGA	3FG%	FT-FTA	FT%	OFF-DEF	REB	RPG	AST	APG	TO	STL	SPG	BLK	BPG	PTS	PPG	DBL	DBL
2025-26	MSU	11	0	33/3.0	5-12	41.7	0-0	.0	1-4	25.0	4-3	7	0.6	0	0.0	4	1	0.1	4	0.4	11	1.0	0	
TOTALS		11	0	33/3.0	5-12	41.7	0-0	.0	1-4	25.0	4-3	7	0.6	0	0.0	4	1	0.1	4	0.4	11	1.0	0	



22

NATALIYAH GRAY

FR. | F | 6-3 | HOUSTON, TEXAS. | ALIEF TAYLOR HS



SCAN OR [CLICK HERE](#) FOR FULL BIO/STATISTICS

SEASON HIGHS

Points	15, vs Mississippi Valley State, 11/9/25
Rebounds	7, vs Mississippi Valley State, 11/9/25
Assists	1, (4x) Last at La Salle, 12/20/25
Blocks	1, vs Alcorn State, 11/24/25
Steals	1, (3x) Last vs Alabama State, 12/17/25
FG Made	4, vs Mississippi Valley State, 11/9/25
FG Attempted	5, vs Mississippi Valley State, 11/9/25
3-PT FG Made	1, at South Carolina, 2/10/26
3-PT FG Attempted	1, (2x) Last at South Carolina, 2/10/26
FT Made	7, vs Mississippi Valley State, 11/9/25
FT Attempted	9, vs Mississippi Valley State, 11/9/25
Minutes	15, vs Mississippi Valley State, 11/9/25

SEC HIGHS

Points	5, at Oklahoma, 1/4/26
Rebounds	2, at South Carolina, 2/10/26
Assists	
Blocks	
Steals	
FG Made	2, at Oklahoma, 1/4/26
FG Attempted	3, at Oklahoma, 1/4/26
3PT FG Made	1, at South Carolina, 2/10/26
3PT FG Attempted	1, at South Carolina, 2/10/26
FT Made	1, (2x) Last at Ole Miss, 1/11/26
FT Attempted	2, at Ole Miss, 1/11/26
Minutes	5, at Ole Miss, 1/11/26

CAREER HIGHS

Points	15, vs Mississippi Valley State, 11/9/25
Rebounds	7, vs Mississippi Valley State, 11/9/25
Assists	1, (4x) Last at La Salle, 12/20/25
Blocks	1, vs Alcorn State, 11/24/25
Steals	1, (2x) Last vs Mississippi Valley State, 11/9/25
FG Made	4, vs Mississippi Valley State, 11/9/25
FG Attempted	5, vs Mississippi Valley State, 11/9/25
3-PT FG Made	
3-PT FG Attempted	1, (2x) Last at South Carolina, 2/10/26
FT Made	7, vs Mississippi Valley State, 11/9/25
FT Attempted	9, vs Mississippi Valley State, 11/9/25
Minutes	15, vs Mississippi Valley State, 11/9/25

NOTEABLES

FRESHMAN (2025-26)

- Scored 15 points and collected seven rebounds, all coming in the second half against Mississippi Valley State (Nov. 9). Went 7-9 from the charity stripe.
- First season in the Maroon and White.

PERSONAL

- Played at Alief Taylor HS under Brandy Jones.
- Named First Team All-State her senior season.
- Earned First Team All-Region and All-District honors in all four of her seasons.
- Averaged 22.0 points, 11.7 rebounds, 2.7 blocks, 1.9 steals and 1.2 assists over her four-year career.
- Averaged a single-season best 26 points and 12.2 rebounds her senior season.

GRAY'S GAME-BY-GAME STATS

DATE	OPPONENT	GS	MIN	FG-FGA	FG%	3FG-3FGA	3FG%	FT-FTA	FT%	OFF-DEF	REB	PF	AST	TO	STL	BLK	PTS
Nov. 3	DAVIDSON		DNP														
Nov. 7	GEORGIA STATE		4:35	1-3	.333	0-1	.000	0-1	.000	0-3	3	1	1	1	1	0	2
Nov. 9	MISSISSIPPI VALLEY STATE		15:11	4-5	.800	0-0	.000	7-9	.778	1-6	7	2	1	3	1	0	15
Nov. 13	JACKSON STATE		2:48	0-0	.000	0-0	.000	0-0	.000	0-0	0	0	0	0	0	0	0
Nov. 20	at Texas Tech		DNP														
Nov. 24	vs Alcorn State		3:32	0-1	.000	0-1	.000	0-2	.000	1-0	1	1	1	1	0	1	0
Nov. 25	vs Middle Tennessee		DNP														
Nov. 30	ULM		2:53	0-1	.000	0-0	.000	0-0	.000	0-0	0	1	0	1	0	0	0
Dec. 4	PITT		5:26	0-2	.000	0-1	.000	0-0	.000	0-2	2	1	0	1	0	0	0
Dec. 7	CHARLOTTE		3:09	0-2	.000	0-1	.000	2-2	1.000	0-1	1	0	0	0	0	0	2
Dec. 14	SOUTHERN MISS		2:43	0-0	.000	0-0	.000	0-2	.000	0-0	0	0	0	0	0	0	0
Dec. 17	ALABAMA STATE		10:17	2-3	.667	0-1	.000	1-2	.500	1-2	3	0	0	0	1	0	5
Dec. 20	at La Salle		4:12	0-2	.000	0-1	.000	0-0	.000	0-0	0	0	1	0	0	0	0
Dec. 28	SAMFORD		DNP														
Jan. 1	AUBURN		DNP														
Jan. 4	at #8 Oklahoma		4:36	2-3	.667	0-0	.000	1-1	1.000	1-0	1	0	0	0	0	0	5
Jan. 8	#20 TENNESSEE		DNP														
Jan. 11	at #18 Ole Miss		4:42	1-2	.500	0-0	.000	1-2	.500	1-0	1	1	0	0	0	0	3
Jan. 15	#5 VANDERBILT		DNP														
Jan. 18	#7 KENTUCKY		DNP														
Jan. 25	at #23 Alabama		DNP														
Jan. 29	at #15 Tennessee		DNP														
Feb. 1	MISSOURI		DNP														
Feb. 5	at #3 South Carolina		4:32	1-2	.500	1-1	1.000	0-0	.000	0-2	2	1	0	2	0	0	3
Feb. 12	GEORGIA		DNP														
Feb. 16	at Arkansas		0:35	0-0	.000	0-0	.000	0-0	.000	0-1	1	0	0	1	0	0	0
Feb. 19	FLORIDA																
Feb. 22	at #4 Texas																
Feb. 26	at Texas A&M																
Mar. 1	#7 LSU																

LED TEAM IN...

Category	Number of Times	Record When
Points	-	-
Rebounds	-	-
Assists	-	-
Blocks	-	-
Steals	-	-
Minutes	-	-
3 FG Made	1	0-1
FT Made	-	-
Plus/Minus	1	0-1

PLAYER PRODUCTION CHART

Category	25-26	Career
10+ Points	1	1
20+ Points	-	-
30+ Points	-	-
3+ 3FG Made	-	-
5+ FT Made	1	1
5+ Assists	-	-
10+ Assists	-	-
5+ Rebounds	1	1
10+ Rebounds	-	-
3+ Blocks	-	-
3+ Steals	-	-

YEAR	TEAM	GP	GS	MIN/AVG	FG-FGA	FG%	3FG-3FGA	3FG%	FT-FTA	FT%	OFF-DEF	REB	RPG	AST	APG	TO	STL	SPG	BLK	BPG	PTS	PPG	DBL	DBL
2025-26	MSU	14	0	69/4.9	11-26	42.3	1-7	14.3	12-21	57.1	5-17	22	1.6	4	0.3	10	3	0.2	1	0.1	35	2.5	0	
TOTALS		14	0	69/4.9	11-26	42.3	1-7	14.3	12-21	57.1	5-17	22	1.6	4	0.3	10	3	0.2	1	0.1	35	2.5	0	



25

FAVOUR NWAEDOZI

JR. | F | 6-3 | DELTA, NIGERIA | HAKUHO GIRLS' HS | MUKOGAWA WOMEN'S UNIVERSITY (JAPAN)

SCAN OR [CLICK HERE](#) FOR FULL BIO/STATISTICS

SEASON HIGHS

Points	30, vs Samford, 12/28/25
Rebounds	23, vs Southern Miss, 12/14/25
Assists	4, vs Jackson State, 11/13/25
Blocks	3, vs Missouri, 2/3/26
Steals	3, (2x) Last at Arkansas, 2/16/26
FG Made	12, vs Samford, 12/28/25
FG Attempted	18, vs Samford, 12/28/25
3-PT FG Made	
3-PT FG Attempted	4, at Oklahoma, 1/4/26
FT Made	7, (2x) Last at Tennessee, 1/29/26
FT Attempted	10, at Ole Miss, 1/11/26
Minutes	36, vs Kentucky, 1/18/26

SEC HIGHS

Points	19, at Alabama, 1/25/26
Rebounds	21, vs Kentucky, 1/18/26
Assists	3, vs Georgia, 2/12/26
Blocks	3, vs Missouri, 2/3/26
Steals	3, at Arkansas, 2/16/26
FG Made	7, vs Vanderbilt, 1/16/26
FG Attempted	13, at Arkansas, 2/16/26
3PT FG Made	
3PT FG Attempted	4, at Oklahoma, 1/4/26
FT Made	7, (2x) Last at Tennessee, 1/29/26
FT Attempted	10, at Ole Miss, 1/11/26
Minutes	36, vs Kentucky, 1/18/26

CAREER HIGHS

Points	30, vs Samford, 12/28/25
Rebounds	23, vs Southern Miss, 12/14/25
Assists	4, vs Jackson State, 11/13/25
Blocks	3, vs Missouri, 2/3/26
Steals	3, (2x) Last at Arkansas, 2/16/26
FG Made	12, vs Samford, 12/28/25
FG Attempted	18, vs Samford, 12/28/25
3-PT FG Made	
3-PT FG Attempted	4, at Oklahoma, 1/4/26
FT Made	7, (2x) Last at Tennessee, 1/29/26
FT Attempted	10, at Ole Miss, 1/11/26
Minutes	36, vs Kentucky, 1/18/26

NOTEABLES

JUNIOR (2025-26)

- SEC Co-Player of the Week (Dec. 30)
- 13 points, 10 rebounds and three steals at Arkansas (Feb. 16), her 12th double-double.
- Earned her 11th double-double with 11 points and 12 boards vs Georgia (Feb. 12).
- 12 points, eight rebounds and career-high three blocks vs Missouri (Feb. 2).
- 11 points and 14 rebounds at #15 Tennessee (Jan. 29), her tenth double-double.
- Team-leading 19 points on 6-11 shooting with seven boards at #23 Alabama (Jan. 25).
- Collected 10 points and 21 rebounds in win vs #7 Kentucky, her second 20+ rebound performance of the year.
- 14 points and 11 rebounds at #18 Ole Miss, her first double-double of SEC play (Jan. 11).
- 13 points and 16 rebounds at La Salle, her sixth double-double of the season (Dec. 20).
- Collected career highs of 21 points and 23 rebounds vs Southern Miss (Dec. 14), becoming the first SEC player and third in the nation to collect a 20 point-20 rebound game.
- 18 points with 15 rebounds against Jackson State (Nov. 13).
- Collected a double-double in her MSU debut vs Davidson (Nov. 3), with 10 points and 10 rebounds.

SOPHOMORE-FRESHMAN (2023-25)

- Attended Mukogawa Women's University in Nishinomiya, Japan.
- Played for MWU's Basketball team, known as the Lavy's.
- In the 2025 spring season, she averaged 26 points and 17 rebounds per game, leading the Kensai Women's Spring Basketball Championship.

PERSONAL

- Originally from Nigeria, she moved to Japan during high school, attending Hakuho

NWAEDOZI'S GAME-BY-GAME STATS

DATE	OPPONENT	GS	MIN	FG-FGA	FG%	3FG-3FGA	3FG%	FT-FTA	FT%	OFF-DEF	REB	PF	AST	TO	STL	BLK	PTS
Nov. 3	DAVIDSON	*	28:52	3-10	.300	0-0	.000	4-7	.571	7-3	10	3	0	1	2	0	10
Nov. 7	GEORGIA STATE	*	25:29	7-10	.700	0-0	.000	3-3	1.000	4-6	10	2	3	1	0	2	17
Nov. 9	MISSISSIPPI VALLEY STATE	*	19:03	3-6	.500	0-0	.000	1-4	.250	8-8	16	0	1	1	3	2	7
Nov. 13	JACKSON STATE	*	28:24	6-8	.750	0-0	.000	6-9	.667	3-12	15	3	4	4	1	1	18
Nov. 20	at Texas Tech	*	23:51	4-8	.500	0-0	.000	1-2	.500	2-7	9	4	1	2	0	2	9
Nov. 24	vs Alcorn State	*	21:58	2-4	.500	0-0	.000	0-2	.000	1-3	4	3	1	2	1	2	4
Nov. 25	vs Middle Tennessee	*	25:25	5-8	.625	0-0	.000	3-4	.750	2-4	6	4	3	2	0	0	13
Nov. 30	ULM	*	21:34	6-10	.600	0-0	.000	1-3	.333	3-4	7	3	2	2	0	0	13
Dec. 4	PITT	*	18:18	7-10	.700	0-0	.000	0-1	.000	3-4	7	0	2	0	0	2	14
Dec. 7	CHARLOTTE	*	24:17	8-13	.615	0-0	.000	0-0	.000	5-6	11	4	0	1	0	1	16
Dec. 14	SOUTHERN MISS	*	32:37	10-17	.588	0-0	.000	1-1	1.000	9-14	23	3	1	0	0	1	21
Dec. 17	ALABAMA STATE	*	16:47	8-9	.889	0-0	.000	4-5	.800	3-3	6	0	1	0	1	1	20
Dec. 20	at La Salle	*	24:56	5-9	.556	0-0	.000	3-3	1.000	6-10	16	3	3	2	1	0	13
Dec. 28	SAMFORD	*	25:46	12-18	.667	0-1	.000	6-8	.750	5-5	10	0	2	0	1	0	30
Jan. 1	AUBURN	*	24:51	3-4	.750	0-0	.000	3-3	1.000	5-8	13	4	2	1	0	0	9
Jan. 4	at #8 Oklahoma	*	32:30	1-11	.091	0-4	.000	2-2	1.000	2-5	7	3	2	2	2	0	4
Jan. 8	#20 TENNESSEE	*	13:58	0-1	.000	0-0	.000	3-4	.750	1-2	3	4	1	0	0	0	3
Jan. 11	at #18 Ole Miss	*	28:47	4-7	.571	0-0	.000	6-10	.600	5-6	11	4	1	2	0	0	14
Jan. 15	#5 VANDERBILT	*	19:59	7-10	.700	0-0	.000	0-0	.000	3-3	6	5	0	2	0	0	14
Jan. 18	#7 KENTUCKY	*	36:22	5-10	.500	0-0	.000	0-3	.000	5-16	21	1	0	2	0	0	10
Jan. 25	at #23 Alabama	*	30:52	6-11	.545	0-0	.000	7-8	.875	3-4	7	1	1	2	0	0	19
Jan. 29	at #15 Tennessee	*	35:02	2-11	.182	0-0	.000	7-8	.875	6-8	14	3	1	2	2	0	11
Feb. 1	MISSOURI	*	33:47	6-10	.600	0-1	.000	0-0	.000	3-5	8	2	1	1	1	3	12
Feb. 5	at #3 South Carolina	*	28:35	0-3	.000	0-1	.000	2-4	.500	3-2	5	2	0	3	0	0	2
Feb. 12	GEORGIA	*	26:14	4-7	.571	0-0	.000	3-4	.750	4-8	12	5	3	4	1	1	11
Feb. 16	at Arkansas	*	29:41	6-13	.462	0-0	.000	1-2	.500	4-6	10	3	2	3	3	0	13
Feb. 19	FLORIDA																
Feb. 22	at #4 Texas																
Feb. 26	at Texas A&M																
Mar. 1	#7 LSU																

LED TEAM IN...				
Category	Number of Times	Record	When	
Points	7		6-1	
Rebounds	16		12-4	
Assists	2		1-1	
Blocks	6		4-2	
Steals	3		2-1	
Minutes	3		2-1	
3 FG Made	-		-	
FT Made	6		4-2	
Plus/Minus	3		3-0	

PLAYER PRODUCTION CHART					
Category	25-26	Career			
10+ Points	19	19			
20+ Points	3	3			
30+ Points	1	1			
3+ 3FG Made	-	-			
5+ FT Made	5	5			
5+ Assists	-	-			
10+ Assists	-	-			
5+ Rebounds	24	24			
10+ Rebounds	14	14			
3+ Blocks	1	1			
3+ Steals	2	2			

YEAR	TEAM	GP	GS	MIN/AVG	FG-FGA	FG%	3FG-3FGA	3FG%	FT-FTA	FT%	OFF-DEF	REB	RPG	AST	APG	TO	STL	SPG	BLK	BPG	PTS	PPG	DBL	DBL
2025-26	MSU	26	26	678/26.1	130-238	54.6	0-7	.0	67-100	67.0	105-162	267	10.3	38	1.5	42	19	0.7	18	0.7	327	12.6	12	
TOTALS		26	26	678/26.1	130-238	54.6	0-7	.0	67-100	67.0	105-162	267	10.3	38	1.5	42	19	0.7	18	0.7	327	12.6	12	



SR. | F | 6-2 | DOUGLASVILLE, GA. | NEW MANCHESTER HS | AUBURN * | OLE MISS !

SCAN OR [CLICK HERE](#) FOR FULL BIO/STATISTICS

SEASON HIGHS

Points	23, vs Kentucky, 1/18/26
Rebounds	9, (2x) Last vs Tennessee, 1/8/26
Assists	4, vs Missouri, 2/3/26
Blocks	2, vs Mississippi Valley State, 11/9/25
Steals	2, (2x) Last vs Missouri, 2/3/26
FG Made	11, vs Tennessee, 1/8/26
FG Attempted	20, vs Tennessee, 1/8/26
3-PT FG Made	1, (5x) Last at Arkansas, 2/16/26
3-PT FG Attempted	2, (3x) Last vs Kentucky, 1/18/26
FT Made	7, (2x) Last at Oklahoma, 1/4/26
FT Attempted	8, at Oklahoma, 1/4/26
Minutes	32, vs Tennessee, 1/8/26

SEC HIGHS

Points	23, vs Kentucky, 1/18/26
Rebounds	16, vs Florida, 1/30/23*
Assists	4, vs Missouri, 2/3/26
Blocks	3, vs Florida, 1/30/23*
Steals	2, (3x) Last vs Missouri, 2/3/26
FG Made	11, vs Tennessee, 1/8/26
FG Attempted	20, vs Tennessee, 1/8/26
3PT FG Made	2, vs Tennessee, 1/28/24*
3PT FG Attempted	2, (5x) Last vs Kentucky, 1/18/26
FT Made	7, at Oklahoma, 1/4/26
FT Attempted	8, at Oklahoma, 1/4/26
Minutes	35, vs Florida, 1/30/23*

CAREER HIGHS

Points.....	23, vs Kentucky, 1/18/26
Rebounds.....	16, vs Florida, 1/30/23*
Assists.....	4, vs Missouri, 2/3/26
Blocks.....	3, vs Florida, 1/30/23*
Steals.....	4, vs Alcorn State, 12/30/23!
FG Made.....	11, vs Tennessee, 1/8/26
FG Attempted.....	20, vs Tennessee, 1/8/26
3-PT FG Made.....	2, vs Tennessee, 1/28/24!
3-PT FG Attempted.....	3, vs Arkansas Pine Bluff, 11/10/24!
FT Made.....	7, (3x) Last at Oklahoma, 1/4/26
FT Attempted.....	8, at Oklahoma, 1/4/26
Minutes.....	35, vs Florida, 1/30/23*

NOTEABLES

SENIOR (2025-26)

- Finished in double-figures for the fourth-straight game with 17 points and seven rebounds vs Georgia (Feb. 12).
- Second-straight 21 point game vs Missouri (Feb. 2).
- 21 points on 9-11 shooting with four rebounds at #15 Tennessee (Jan. 29).
- Scored a career-high 23 points along with seven rebounds against #7 Kentucky (Jan. 18).
- 22 points with 9 rebounds against #20 Tennessee (Jan. 8).
- Led team with 13 points vs Oklahoma (Jan. 4), where she tied career-high in FT's made.
- Scored a season-high 15 points versus Alabama State, her 20th career game in double figures (Dec. 17).
- 11 points including seven makes from the charity stripe against ULM (Nov. 30)
- Collected double-digit points for the first time as a Bulldog with 10 against Alcorn State on 50 percent shooting (Nov. 24).
- Scored six points and collected six rebounds in MSU debut vs Davidson (Nov. 3).
- Selected to represent Bulldogs at SEC Media Days.

PRIOR TO MSU (2022-25)

- Spent 2022-23 season at Auburn before spending last two seasons at Ole Miss.
- Averaged 7.2 and 4.2 rebounds in 27 starts at Auburn her freshman year.
- Collected career-high 16 rebounds against Florida while at Auburn.

PERSONAL

- Attended New Manchester HS
- 5A All-State Selection in 2021

RICHARDSON'S GAME-BY-GAME STATS

[illegible]

LED TEAM IN...

Category	Number of Times	Record When
Points	5	2-3
Rebounds	1	1-0
Assists	-	-
Blocks	-	-
Steals	2	1-1
Minutes	-	-
3 FG Made	-	-
FT Made	6	3-3
Plus/Minus	1	1-0

PLAYER PRODUCTION CHART

Category	22-23*	23-24!	24-25!	25-26	Career
10+ Points	8	6	3	11	28
20+ Points	-	1	-	4	5
30+ Points	-	-	-	-	-
3+ 3FG Made	-	-	-	-	-
5+ FT Made	1	1	-	4	6
5+ Assists	-	-	-	-	-
10+ Assists	-	-	-	-	-
5+ Rebounds	14	5	1	12	32
10+ Rebounds	1	-	1	-	2
3+ Blocks	1	-	-	-	1
3+ Steals	1	2	-	-	3

YEAR	TEAM	GP	GS	MIN/AVG	FG-FGA	FG%	3FG-3FGA	3FG%	FT-FTA	FT%	OFF-DEF	REB	RPG	AST	APG	TO	STL	SPG	BLK	BPG	PTS	PPG	DBL	DBL
2022-23*	AU	28	27	597/21.3	79-182	43.4	0-8	.0	43-55	78.2	54-77	131	4.7	7	0.2	37	25	0.9	24	0.9	201	7.2	1	
2023-24*	OM	33	6	523/15.8	70-159	44.0	8-16	50.0	45-65	69.2	26-75	101	3.1	15	0.5	50	18	0.5	16	0.5	193	5.8	0	
2024-25*	OM	29	1	289/10.0	39-98	39.8	4-15	26.7	24-31	77.4	13-31	44	1.5	11	0.4	28	5	0.2	9	0.3	106	3.7	0	
2025-26	MSU	25	14	569/22.8	86-199	43.2	5-15	33.3	65-80	81.3	29-87	116	4.6	16	0.6	43	15	0.6	9	0.4	242	9.7	0	
TOTALS		115	48	1977/17.2	274-638	43.0	17-54	31.5	177-231	76.6	122-270	392	3.4	49	0.4	158	63	0.5	58	0.5	742	6.5	1	



40

MADISON FRANCIS

FR. | F | 6-2 | LANCASTER, N.Y. | LANCASTER CENTRAL HS



SCAN OR [CLICK HERE](#) FOR FULL BIO/STATISTICS

SEASON HIGHS

Points	30, vs Alabama State, 12/17/25
Rebounds	13, (3x) Last vs Tennessee, 1/8/26
Assists	4, vs Alcorn State, 11/24/25
Blocks	7, vs Charlotte, 12/7/25
Steals	3, (3x) Last vs Alabama State, 12/17/25
FG Made	12, vs Alabama State, 12/17/25
FG Attempted	18, vs Tennessee, 1/8/26
3-PT FG Made	3, (2x) Last at Arkansas, 2/16/26
3-PT FG Attempted	6, vs Missouri, 2/3/26
FT Made	10, vs Tennessee, 1/8/26
FT Attempted	10, vs Tennessee, 1/8/26
Minutes	39, vs Tennessee, 1/8/26

SEC HIGHS

Points	22, vs Tennessee, 1/8/26
Rebounds	13, (2x) Last vs Tennessee, 1/8/26
Assists	3, at Arkansas, 2/16/26
Blocks	6, vs Kentucky, 1/18/26
Steals	2, (3x) Last at South Carolina, 2/10/26
FG Made	6, (4x) Last vs Missouri, 2/3/26
FG Attempted	18, vs Tennessee, 1/8/26
3PT FG Made	3, (2x) Last at Arkansas, 2/16/26
3PT FG Attempted	6, vs Missouri, 2/3/26
FT Made	10, vs Tennessee, 1/8/26
FT Attempted	10, vs Tennessee, 1/8/26
Minutes	39, vs Tennessee, 1/8/26

CAREER HIGHS

Points	30, vs Alabama State, 12/17/25
Rebounds	13, (3x) Last vs Tennessee, 1/8/26
Assists	4, vs Alcorn State, 11/24/25
Blocks	7, vs Charlotte, 12/7/25
Steals	3, (3x) Last vs Alabama State, 12/17/25
FG Made	12, vs Alabama State, 12/17/25
FG Attempted	18, vs Tennessee, 1/8/26
3-PT FG Made	3, (2x) Last at Arkansas, 2/16/26
3-PT FG Attempted	6, vs Missouri, 2/3/26
FT Made	10, vs Tennessee, 1/8/26
FT Attempted	10, vs Tennessee, 1/8/26
Minutes	39, vs Tennessee, 1/8/26

NOTEABLES

FRESHMAN (2025-26)

- Tamika Catchings USBWA National Freshman of the Week (Dec. 2).
- 13 points, seven rebounds and two blocks at Arkansas (Feb. 18).
- 2x SEC Freshman Of The Week (Feb. 3; 17)
- 17 points on 58.3 percent shooting, alongside eight rebounds and four blocks vs Georgia (Feb. 12).
- 12 points and 10 rebounds in win against #15 Tennessee (Jan. 18).
- Seven points, six rebounds and six blocks vs #7 Kentucky (Jan. 18).
- Team-leading 15 points on 60 percent shooting with eight rebounds against #5 Vanderbilt (Jan. 16).
- Secured SEC-highs of 22 points and 13 rebounds, along with four blocks vs #20 Tennessee (Jan. 8).
- Fourth double-double in SEC debut with 12 points and season-high 13 rebounds vs Auburn (Jan. 1).
- Joined the likes of LaToya Thomas, Victoria Vivians and Rickea Jackson as Bulldog freshmen to score 30+ with a 30-point double-double against Alabama State (Dec. 17).
- 14 points, seven boards and seven blocks vs Charlotte (Dec. 7).

PERSONAL

- Played four seasons at Lancaster HS under head coach Jayson Jaskier.
- Averaged 24.8 points, 12.6 rebounds, 4.5 steals, 3.6 assists and 3.0 blocks throughout her HS career.
- Collected over 2000 points and 1000 rebounds.
- Won Gold with 2024 USA Women's USA U18 National Team at 2024 Fiba U18 AmeriCup.
- One of 12 HS players to be elected to play in the 2025 USA Women's Nike Hoop Summit.

FRANCIS' GAME-BY-GAME STATS

DATE	OPPONENT	GS	MIN	FG-FGA	FG%	3FG-3FGA	3FG%	FT-FTA	FT%	OFF-DEF	REB	PF	AST	TO	STL	BLK	PTS
Nov. 3	DAVIDSON		31:09	3-8	.375	0-1	.000	2-4	.500	1-3	4	3	1	3	0	6	8
Nov. 7	GEORGIA STATE		22:13	4-10	.400	0-2	.000	2-3	.667	4-2	6	3	1	4	0	1	10
Nov. 9	MISSISSIPPI VALLEY STATE		24:25	7-12	.583	1-4	.250	2-2	1.000	4-4	8	0	3	2	2	5	17
Nov. 13	JACKSON STATE		29:51	5-9	.556	0-3	.000	1-2	.500	1-1	2	4	1	1	3	3	11
Nov. 20	at Texas Tech	*	23:09	5-12	.417	0-2	.000	0-1	.000	0-4	4	5	0	3	0	1	10
Nov. 24	vs Alcorn State	*	30:31	4-6	.667	1-3	.333	6-6	1.000	2-4	6	2	4	3	3	1	15
Nov. 25	vs Middle Tennessee	*	32:32	7-11	.636	1-2	.500	2-2	1.000	3-3	6	4	3	0	1	6	17
Nov. 30	ULM	*	36:03	3-10	.300	0-1	.000	2-2	1.000	8-5	13	2	2	5	2	3	8
Dec. 4	PITT	*	29:24	4-10	.400	0-1	.000	2-4	.500	3-7	10	1	2	2	2	2	10
Dec. 7	CHARLOTTE	*	32:27	5-11	.455	0-3	.000	4-6	.667	3-4	7	1	1	2	1	7	14
Dec. 14	SOUTHERN MISS	*	25:26	2-11	.182	0-0	.000	3-4	.750	3-2	5	2	0	1	1	1	7
Dec. 17	ALABAMA STATE	*	30:13	12-16	.750	2-3	.667	4-6	.667	6-4	10	1	2	2	3	4	30
Dec. 20	at La Salle	*	14:02	1-3	.333	0-0	.000	2-2	1.000	1-1	2	1	2	1	2	1	4
Dec. 28	SAMFORD	*	25:38	10-14	.714	1-3	.333	2-3	.667	6-5	11	0	1	1	1	4	23
Jan. 1	AUBURN	*	30:08	4-9	.444	0-1	.000	4-4	1.000	5-8	13	3	0	2	0	0	12
Jan. 4	at #8 Oklahoma	*	19:59	1-9	.111	0-4	.000	1-2	.500	3-4	7	5	0	2	0	3	3
Jan. 8	#20 TENNESSEE	*	38:42	6-18	.333	0-1	.000	10-10	1.000	7-6	13	0	1	2	1	4	22
Jan. 11	at #18 Ole Miss	*	33:39	6-17	.353	0-0	.000	3-6	.500	3-4	7	2	1	3	2	3	15
Jan. 15	#5 VANDERBILT	*	35:55	6-10	.600	0-1	.000	3-5	.600	4-4	8	3	2	3	0	0	15
Jan. 18	#7 KENTUCKY	*	30:56	3-12	.250	0-3	.000	1-2	.500	1-5	6	3	1	1	0	6	7
Jan. 25	at #23 Alabama	*	35:54	7-17	.412	1-2	.500	1-3	.333	2-6	8	4	2	6	7	1	16
Jan. 29	at #15 Tennessee	*	34:47	5-6	.833	1-1	1.000	1-2	.500	2-8	10	4	3	3	1	3	12
Feb. 1	MISSOURI	*	29:21	6-13	.462	3-6	.500	2-2	1.000	6-3	9	2	2	2	2	1	17
Feb. 5	at #3 South Carolina	*	31:28	5-14	.357	0-1	.000	2-3	.667	1-2	3	3	0	4	2	2	12
Feb. 12	GEORGIA	*	34:44	7-12	.583	1-1	1.000	2-3	.667	0-8	8	4	1	4	1	4	17
Feb. 16	at Arkansas	*	32:11	5-10	.500	3-5	.600	0-0	.000	1-6	7	3	3	1	0	2	13
Feb. 19	FLORIDA																
Feb. 22	at #4 Texas																
Feb. 26	at Texas A&M																
Mar. 1	#7 LSU																

LED TEAM IN...

Category	Number of Times	Record When
Points	7	3-4
Rebounds	9	5-4
Assists	1	1-0
Blocks	20	15-5
Steals	10	6-4
Minutes	9	6-3
3 FG Made	3	3-0
FT Made	4	3-1
Plus/Minus	3	3-0

PLAYER PRODUCTION CHART

Category	25-26	Career
10+ Points	19	19
20+ Points	3	3
30+ Points	1	1
3+ 3FG Made	2	2
5+ FT Made	2	2
5+ Assists	-	-
10+ Assists	-	-
5+ Rebounds	20	20
10+ Rebounds	7	7
3+ Blocks	14	14
3+ Steals	4	4

YEAR	TEAM	GP	GS	MIN/AVG	FG-FGA	FG%	3FG-3FGA	3FG%	FT-FTA	FT%	OFF-DEF	REB	RPG	AST	APG	TO	STL	SPG	BLK	BPG	PTS	PPG	DBL	DBL
2025-26	MSU	26	22	775/29.8	133-290	45.9	15-54	27.8	64-89	71.9	80-113	193	7.4	39	1.5	63	37	1.4	74	2.8	345	13.3	6	
TOTALS		26	22	775/29.8	133-290	45.9	15-54	27.8	64-89	71.9	80-113	193	7.4	39	1.5	63	37	1.4	74	2.8	345	13.3	6	



85

MELISSA GUILLET

FR. | G | 6-1 | LA ROCHE-SUR-YON, FRANCIE | LYCEE MARCELIN BERTHELOT



SCAN OR [CLICK HERE](#) FOR FULL BIO/STATISTICS

SEASON HIGHS

Points	2, at Arkansas, 2/16/26
Rebounds	3, at Arkansas, 2/16/26
Assists	1, (2x) Last at Arkansas, 2/16/26
Blocks	
Steals	1, at Tennessee, 1/29/26
FG Made	1, at Arkansas, 2/16/26
FG Attempted	3, (2x) Last at Arkansas, 2/16/26
3-PT FG Made	
3-PT FG Attempted	2, (3x) Last at Arkansas, 2/16/26
FT Made	
FT Attempted	
Minutes	8, at Arkansas, 2/16/26

SEC HIGHS

Points	2, at Arkansas, 2/16/26
Rebounds	3, at Arkansas, 2/16/26
Assists	1, (2x) Last at Arkansas, 2/16/26
Blocks	
Steals	1, at Tennessee, 1/29/26
FG Made	1, at Arkansas, 2/16/26
FG Attempted	3, (2x) Last at Arkansas, 2/16/26
3-PT FG Made	
3-PT FG Attempted	2, (3x) Last at Arkansas, 2/16/26
FT Made	
FT Attempted	
Minutes	8, at Arkansas, 2/16/26

CAREER HIGHS

Points	2, at Arkansas, 2/16/26
Rebounds	3, at Arkansas, 2/16/26
Assists	1, (2x) Last at Arkansas, 2/16/26
Blocks	
Steals	1, at Tennessee, 1/29/26
FG Made	1, at Arkansas, 2/16/26
FG Attempted	3, (2x) Last at Arkansas, 2/16/26
3-PT FG Made	
3-PT FG Attempted	2, (3x) Last at Arkansas, 2/16/26
FT Made	
FT Attempted	
Minutes	8, at Arkansas, 2/16/26

NOTEABLES

FRESHMAN (2025-26)

- Scored first career basket at Arkansas (Feb. 16).
- Made her MSU debut 48 hours after moving to the United States vs #7 Kentucky.
- Joined the program midway through January, prior to State's matchup with #7 Kentucky on January 18.

PERSONAL (2025-26)

- Played the last two seasons for Basket Club La Tronche Meylan.
- Was averaging 7.0 points and 2.6 rebounds during the current season before signing with Mississippi State.
- Competed in the 2024 FIBA U18 and 2022 FIBA U16 Women's European Championships, guiding Team France to the Championship in each of those.
- In the 2024 edition of the U18's, Guillet averaged 7.4 points and 1.6 rebounds.

GUILLET'S GAME-BY-GAME STATS

DATE	OPPONENT	GS	MIN	FG-FGA	FG%	3FG-3FGA	3FG%	FT-FTA	FT%	OFF-DEF	REB	PF	AST	TO	STL	BLK	PTS
Nov. 3	DAVIDSON		DNP														
Nov. 7	GEORGIA STATE		DNP														
Nov. 9	MISSISSIPPI VALLEY STATE		DNP														
Nov. 13	JACKSON STATE		DNP														
Nov. 20	at Texas Tech		DNP														
Nov. 24	vs Alcorn State		DNP														
Nov. 25	vs Middle Tennessee		DNP														
Nov. 30	ULM		DNP														
Dec. 4	PITT		DNP														
Dec. 7	CHARLOTTE		DNP														
Dec. 14	SOUTHERN MISS		DNP														
Dec. 17	ALABAMA STATE		DNP														
Dec. 20	at La Salle		DNP														
Dec. 28	SAMFORD		DNP														
Jan. 1	AUBURN		DNP														
Jan. 4	at #8 Oklahoma		DNP														
Jan. 8	#20 TENNESSEE		DNP														
Jan. 11	at #18 Ole Miss		DNP														
Jan. 15	#5 VANDERBILT		DNP														
Jan. 18	#7 KENTUCKY	0:53		0-0	.000	0-0	.000	0-0	.000	0-0	0	0	0	0	0	0	0
Jan. 25	at #23 Alabama	3:33		0-0	.000	0-0	.000	0-0	.000	0-0	0	0	1	0	0	0	0
Jan. 29	at #15 Tennessee	6:40		0-3	.000	0-1	.000	0-0	.000	0-0	0	0	0	0	1	0	0
Feb. 1	MISSOURI	2:31		0-2	.000	0-2	.000	0-0	.000	0-0	0	0	0	1	0	0	0
Feb. 5	at #3 South Carolina	4:57		0-2	.000	0-2	.000	0-0	.000	0-0	0	0	0	0	0	0	0
Feb. 12	GEORGIA		DNP														
Feb. 16	at Arkansas	8:11		1-3	.333	0-2	.000	0-0	.000	1-2	3	1	1	0	0	0	2
Feb. 19	FLORIDA																
Feb. 22	at #4 Texas																
Feb. 26	at Texas A&M																
Mar. 1	#7 LSU																

LED TEAM IN...

Category	Number of Times	Record When
Points	-	-
Rebounds	-	-
Assists	-	-
Blocks	-	-
Steals	-	-
Minutes	-	-
3 FG Made	-	-
FT Made	-	-
Plus/Minus	-	-

PLAYER PRODUCTION CHART

Category	25-26	Career
10+ Points	-	-
20+ Points	-	-
30+ Points	-	-
3+ 3FG Made	-	-
5+ FT Made	-	-
5+ Assists	-	-
10+ Assists	-	-
5+ Rebounds	-	-
10+ Rebounds	-	-
3+ Blocks	-	-
3+ Steals	-	-

YEAR	TEAM	GP	GS	MIN/AVG	FG-FGA	FG%	3FG-3FGA	3FG%	FT-FTA	FT%	OFF-DEF	REB	RPG	AST	APG	TO	STL	SPG	BLK	BPG	PTS	PPG	DBL	DBL
2025-26	MSU	6	0	27/4.5	1-10	10.0	0-7	.0	0-0	.0	1-2	3	0.5	2	0.3	1	1	0.2	0	0.0	2	0.3	0	
TOTALS		6	0	27/4.5	1-10	10.0	0-7	.0	0-0	.0	1-2	3	0.5	2	0.3	1	1	0.2	0	0.0	2	0.3	0	

2025-26 TV/RADIO ROSTER



SANIYAH KING
So. | G | 5-7 | Washington, D.C.
Howard



DESTINEY MCPHAUL
R-Sr. | G | 5-9 | Philadelphia, Pa.
Northwest Florida State College/Temple



TRAYANNA CRISP
Sr. | G | 5-8 | Goodyear, Ariz.
Arizona State/North Carolina



CHANDLER PRATER
Gr. | G/F | 5-10 | Kansas City, Mo.
Oklahoma State/Kansas



AWA FANE
Jr. | G/F | 5-8 | Thies, Senegal
Panola College



JAYLAH LAMPLEY
Fr. | G | 6-1 | Fishers, Ind.
Lawrence Central HS



ROCÍO JIMÉNEZ
R-Fr. | C | 6-7 | Elías Piña, Dominican Republic
Central Pointe Christian Academy



NATALIYAH GRAY
Fr. | F | 6-3 | Houston, Texas
Alief Taylor HS



FAVOUR NWAEDOZI
Jr. | F | 6-3 | Delta, Nigeria
Mukogawa Women's University (Japan)



KHARYSSA RICHARDSON
Sr. | F | 6-2 | Douglasville, Ga.
Auburn/Ole Miss



MADISON FRANCIS
Fr. | F | 6-2 | Lancaster, N.Y.
Lancaster Central HS



MELISSA GUILLET
Fr. | G | 6-1 | La Roche-sur-Yon, France
Lycee Marcelin Berthelot



SAM PURCELL
Head Coach
Fourth Season



FRED CASTRO
Associate Head Coach
Second Season



ANITA HOWARD
Assistant Coach
Second Season
















SAMANTHA WILLIAMS
Assistant Coach
Second Season



TONY DUKES
Assistant Coach/Scouting
Third Season

TV/RADIO CHART

1		SANIYAH KING Guard 5-7 So. Washington, D.C. Bishop Ireton HS Howard	GP-GS	PPG	RPG	APG	FG%	3FG%	FT%	SPG	MPG	<ul style="list-style-type: none">Six points at #23 Alabama (Jan. 25).Season-high 13 against #5 Vanderbilt, her first game in double-figures this season (Jan. 15).Eight points and season-high four assists vs Pitt (Dec. 4), including a pair of threes.	
			2025-26	21-0	2.4	1.4	1.1	28.1	16.7	90.9	0.4	14.4	
			CAREER	53-31	7.9	2.4	3.2	34.9	30.0	76.3	1.1	25.1	
2		DESTINEY MCPHAUL Guard 5-9 R-Sr. Philadelphia, Pa. West Catholic HS Temple Northwest Florida State CC	GP-GS	PPG	RPG	APG	FG%	3FG%	FT%	SPG	MPG	<ul style="list-style-type: none">Team-high six assists vs Arkansas (Feb. 16).Nine points, six boards and five dimes at #15 Tenn. (Jan. 29).16 points, 10 assists and six steals vs La Salle, her first career double double (Dec. 20).Career-high 22 points on 61.5 percent shooting vs Pitt (Dec. 4).	
			2025-26	26-24	10.5	2.6	4.2	45.4	33.3	78.4	1.6	28.9	
			CAREER	57-25	9.2	2.7	3.3	46.0	35.1	80.5	1.4	25.4	
4		TRAYANNA CRISP Guard 5-8 Sr. Goodyear, Ariz. Millennium HS Arizona State North Carolina	GP-GS	PPG	RPG	APG	FG%	3FG%	FT%	SPG	MPG	<ul style="list-style-type: none">Has hit at least one three in 21 of 14 games played.6-1 when Crisp hits 3+ threes.11 points (3 3FG's) and five dimes at Arkansas (Feb. 16)18 points after career-high six threes vs Missouri (Feb. 2).15 points, five boards and three steals at #15 Tenn. (Jan. 29).	
			2025-26	25-25	9.3	2.2	2.8	39.8	39.0	88.1	1.0	27.9	
			CAREER	112-61	8.2	2.2	1.8	37.8	32.1	78.4	0.9	24.6	
5		CHANDLER PRATER Guard/Forward 5-10 Gr. Kansas City, Mo. North Kansas City HS Kansas Oklahoma State	GP-GS	PPG	RPG	APG	FG%	3FG%	FT%	SPG	MPG	<ul style="list-style-type: none">Nine points on 4-5 shooting vs #7 Kentucky (Jan. 18)15 points on 75% shooting from beyond the arch vs. Ole Miss.Became first Dawg since Teaira McCowan to get 5 straight double doubles with 10 points and 10 rebounds vs Samford (Dec. 28)Scored a career-high 25 points vs Mississippi Valley (Nov. 9)	
			2025-26	25-16	8.2	5.2	1.9	44.0	37.7	87.0	1.1	21.5	
			CAREER	150-64	7.3	4.6	1.7	42.0	30.3	81.9	1.1	21.8	
8		AWA FANE Guard 5-8 Jr. Thies, Senegal Life Preparatory Academy (Kan.) Panola College	GP-GS	PPG	RPG	APG	FG%	3FG%	FT%	SPG	MPG	<ul style="list-style-type: none">SEC-high nine points with three triples at Arkansas (Feb. 16).Scored first SEC points with a three vs #20 Tennessee (Jan. 8).Six points in 12 minutes vs Samford (Dec. 28).Knocked down a trio of three-pointers in the second quarter against Georgia State (Nov. 7). Finished with 11 points.	
			2025-26	18-0	3.1	0.7	0.6	41.7	44.0	71.4	0.4	9.6	
			CAREER	18-0	3.1	0.7	0.6	41.7	44.0	71.4	0.4	9.6	
10		JAYLAH LAMPLEY Guard 6-1 Fr. Fishers, Ind. Lawrence Central HS	GP-GS	PPG	RPG	APG	FG%	3FG%	FT%	SPG	MPG	<ul style="list-style-type: none">Team-leading 16 points with nine boards at Arkansas (Feb. 16) where she shot 60% from the floor and from distance.Went 3-5 from deep in 10 point, six board game vs Miz (Feb. 2)SEC-High 14 points on 6-9 FGs vs #23 Alabama (Jan. 25).11 points in SEC Debut vs Auburn (Jan. 1)	
			2025-26	26-3	9.2	4.9	0.9	51.6	39.7	52.8	0.7	21.2	
			CAREER	26-3	9.2	4.9	0.9	51.6	39.7	52.8	0.7	21.2	
13		ROCÍO JIMÉNEZ Center 6-7 R-Sr. Elias Piña, Dominican Republic Central Pointe Christian Academy	GP-GS	PPG	RPG	APG	FG%	3FG%	FT%	BPG	MPG	<ul style="list-style-type: none">Scored first career points against Mississippi Valley (Nov. 9) after earning nine points and three rebounds in five minutes.Redshirted first two seasons due to an injury sustained prior to Mississippi State.Reclassified to join the program in December of 2023.	
			2025-26	11-0	1.0	0.6	0	41.7	.000	25.0	0.4	3.0	
			CAREER	11-0	1.0	0.6	0	41.7	.000	25.0	0.4	3.0	
22		NATALIYAH GRAY Forward 6-3 Fr. Houston, Texas Alief Taylor HS	GP-GS	PPG	RPG	APG	FG%	3FG%	FT%	BPG	MPG	<ul style="list-style-type: none">Five points in five minutes at #8 Oklahoma (Jan. 4)Scored 15 points and collected seven rebounds, all in the second half against Mississippi Valley (Nov. 9).91st ranked recruit in the 2025 class according to ESPN.Averaged 22.0 points, 11.7 rebounds & 2.7 blocks in HS career.	
			2025-26	14-0	2.5	1.6	0.3	42.3	14.3	57.1	0.1	4.9	
			CAREER	14-0	2.5	1.6	0.3	42.3	14.3	57.1	0.1	4.9	
25		FAVOUR NWAEDOZI Forward 6-3 Jr. Delta, Nigeria Hakuho Girls' HS (Japan) Mukogawa Women's University (Japan)	GP-GS	PPG	RPG	APG	FG%	3FG%	FT%	BPG	MPG	<ul style="list-style-type: none">12 double-doubles this season.13 points, 10 rebounds and 3 steals at Arkansas (Feb. 16).11 points and 14 rebounds (7-8 FT) at #18 Tennessee (Jan. 29).10 points and 21 rebounds, her second 20 rebound performance vs Kentucky (Jan. 18).	
			2025-26	26-26	12.6	10.3	1.5	54.6	.000	67.0	0.7	26.1	
			CAREER	26-26	12.6	10.3	1.5	54.6	.000	67.0	0.7	26.1	
33		KHARYSSA RICHARDSON Forward 6-2 Sr. Douglasville, Ga. New Manchester HS Auburn Ole Miss	GP-GS	PPG	RPG	APG	FG%	3FG%	FT%	BPG	MPG	<ul style="list-style-type: none">Four of five career 20+ performances have come this year.11 points and four rebounds at #3 South Carolina (Feb. 5).21 points (9-11 FG) and four rebounds at #15 Tenn. (Jan. 29).Career-high 23 on 69% from the floor vs #7 Kentucky (Jan. 18).22 points and nine rebounds vs Tennessee (Jan. 8).	
			2025-26	25-14	9.7	4.6	0.6	43.2	33.3	81.3	0.4	22.8	
			CAREER	115-48	6.5	3.4	0.4	43.0	31.5	76.6	0.5	17.2	
40		MADISON FRANCIS Forward 6-2 Fr. Lancaster, N.Y. Lancaster Central HS	GP-GS	PPG	RPG	APG	FG%	3FG%	FT%	BPG	MPG	<ul style="list-style-type: none">2x SEC Freshman of the Week (Feb. 3, Feb. 17).Tamika Catchings USBWA Freshman of the Week (Dec. 2)Has scored 10+ in 10 of 12 SEC contests, and in last six.8-14 from distance in last five games (57.1 percent).13 points, seven rebounds and two blocks at Arkansas (Feb. 16)	
			2025-26	26-22	13.3	7.4	1.5	45.9	27.8	71.9	2.8	29.8	
			CAREER	26-22	13.3	7.4	1.5	45.9	27.8	71.9	2.8	29.8	
85		MELISSA GUILLET Guard 6-1 Fr. La Roche-sur-Yon, France Lycee Marcelin Berthelot	GP-GS	PPG	RPG	APG	FG%	3FG%	FT%	SPG	MPG	<ul style="list-style-type: none">Scored her first collegiate basket at Arkansas (Feb. 16).Made MSU debut vs #7 Kentucky 48 hours after arriving in US.Played 2 seasons for Basket Club La Tronche Meylan in France.Won Gold with Team France in 2024 FIBA U18 and 2022 FIBA U16 Women's European Championships.	
			2025-26	6-0	0.3	0.5	0.3	10.0	.000	.000	0.2	4.5	
			CAREER	6-0	0.3	0.5	0.3	10.0	.000	.000	0.2	4.5	
HC		SAM PURCELL Head Coach 4th Season MSU Record: 83-43 (28-31 SEC) ALMA MATER: Auburn	<ul style="list-style-type: none">Entering 25-26, has won more overall games (67) and SEC games (24) than any head coach throughout their first three seasons in Bulldog history.Signed the program's second-best signing class when him and his staff inked Lampley, Francis and Gray, resulting in the 10th-ranked signing class. (2019 - 6th ranked class)Only coach to bring Mississippi State to at least one NCAA Tournament in first three seasons: He's done so twice. (2023, 2025).										