

MISSISSIPPI STATE

WOMEN'S BASKETBALL

103 ALL-SEC HONORS | 61 ALL-AMERICAN HONORS | 13 NCAA TOURNAMENT APPEARANCES | 5 SWEET SIXTEENS | 2 NCAA FINAL FOURS | 3 SEC CHAMPIONSHIPS

2025-26 SCHEDULE

RECORD	18-13
NON-CONFERENCE	13-1
SEC	5-11
HOME	13-5
AWAY	3-7
NEUTRAL	2-1

GAME 31 | MAR. 4, 2026 | 12:30 P.M. CT | GREENVILLE, S.C. | BON SECOURS WELLNESS ARENA

HOW TO FOLLOW THE DAWGS



MISSISSIPPI STATE BULLDOGS (18-13, 5-11 SEC)

LISTEN: Hail State On-Demand
 In The Polls - AP: N/A | USA Today Coaches' Poll: N/A
 NET Ranking: 42
 Last Game: L, vs [12] Florida, 68-86, 3/4/26
 Streak: L5
 Head Coach: Sam Purcell
 Record at MSU: 85-48 (Fourth Season)
 Career Record: SAME

Online - HailState.com
 Radio - Starkville - 96.1
 PXP - Jason Crowder
 Analyst - Amy Pryor

LIVE STATS: Stat Broadcast

Online - msu.statbroadcast.com

SOCIAL MEDIA

@HailStateWBK

DATE MSU OPP OPPONENT TV TIME/RESULT

NOVEMBER (7-1)

N3	-	-	Davidson	SECN+	W, 66-57
N7	-	-	Georgia State	SECN+	W, 88-62
N9	-	-	MS Valley State	SECN+	W, 107-43
N13	-	-	Jackson State	SECN+	W, 82-55
N20	-	-	at Texas Tech	ESPN+	L, 62-69
N24	-	-	vs Alcorn State!	Flo Sports	W, 65-51
N25	-	-	vs Middle Tenn!	Flo Sports	W, 69-47
N30	-	-	ULM	SECN+	W, 66-54

DECEMBER (6-0)

D4	-	-	Pitt^	SECN	W, 79-44
D7	-	-	Charlotte	SECN+	W, 89-59
D14	-	-	Southern Miss	SECN+	W, 87-64
D17	-	-	Alabama State	SECN+	W, 105-57
D20	-	-	at La Salle	ESPN+	W, 85-37
D28	-	-	Samford	SECN+	W, 112-54

JANUARY (3-5)

J1	-	-	Auburn*	SECN+	W, 75-53
J4	-	8/9	at Oklahoma*	SECN+	L, 47-95
J8	-	20/22	Tennessee*	SECN+	L, 80-90
J11	-	18/17	at Ole Miss*	SECN	L, 68-93
J15	-	5/5	Vanderbilt*	SECN	L, 84-89
J18	-	7/9	Kentucky*	SECN+	W, 71-59
J25	-/RV	23/23	at Alabama*	SECN+	L, 78-85
J29	-	15/15	at Tennessee*	SECN+	W, 77-62

FEBRUARY (2-5)

F1	-	-	Missouri*	SECN+	L, 80-88
F5	-	3/3	at South Carolina*	SECN	L, 45-88
F12	-	RV/RV	Georgia*	SECN+	W, 85-71
F16	-	-	at Arkansas*	SECN	W, 75-66
F19	-	-	Florida*	SECN+	L, 56-71
F22	-	4/4	at Texas*	SECN	L, 42-92
F26	-	-	at Texas A&M*	SECN+	L, 64-68

MARCH (0-2)

M1	-	6/6	LSU*	SECN	L, 63-72
M4	-	-	vs [12] Florida\$	SECN	L, 68-86

All Times CT | Rankings listed reflect date of game (AP/USA TODAY)
 * - SEC game | ^ - ACC/SEC Challenge | ! - Emerald Coast Classic
 \$ - SEC Tournament

TIPPING IT OFF

WRAPPING UP THE SEASON

- Mississippi State concluded the 2025-26 season with a 18-13 record and finished with a 5-11 record inside of conference play.
- Madison Francis concluded the season leading the nation in blocks per game, averaging 2.84 per game.
- This made Francis the first player in program history to conclude the season with the most blocks per game. She became the first freshman to do so since the 2018 (Sara Hamson - BYU) and only the fourth freshman to ever do such.
- Her 88 total blocks were the third most of any player in the nation, and was second in the SEC.
- Favour Nwaedozi concluded the season averaging a double-double, making her one of four players in the SEC to do so.

SPREADING THE LOVE

- The Bulldogs showed that scoring can come from anyone this season.
- Seven different Bulldogs led the team in scoring this season.
- Madison Francis and Favour Nwaedozi led State in scoring in nine games, the most of any Bulldog.
- The Bulldogs have had 5 or more players in double figures in eight games this season, including two games with six players with 10+ points. 4 or more have scored in double figures in 17 games.
- Two Bulldogs finished the season averaging double figures -

Francis (13.4) and Nwaedozi (12.2).

- Seven Bulldogs averaged 8 or more points per game, making them one of three teams in the nation to have had seven or more players do such. (LSU - 8; Louisville - 7)

MADISON FRANCIS - A DEFENSIVE FORCE

- Madison Francis has made an impact in her freshman season, and was named to the SEC's All-Freshman and All-Defensive Team.
- Francis is not just the only freshman to have made the all-defensive team, but the only underclassman to have been recognized.
- The last freshman to have made the SEC All-Defensive Team was Aliyah Boston on the 2019-20 season.
- On the season, Francis is averaging 13.2 points, 7.4 rebounds, 2.8 blocks, 1.6 steals and 1.3 assists per game.
- In conference games alone, Francis has averaged 13.6 points, 8.2 rebounds, 2.4 blocks and 1.6 steals per game.
- Francis was named to the 2026 Naismith Defensive Player of the Year Late-Season Team, one of two freshman in the nation to be listed.
- Francis was named SEC's FOTW on February 2nd and February 17th, and also the Tamika Catchings USBWA FOTW on Dec. 2.
- Francis recorded single game highs of both seven blocks and seven steals this year, putting her in rare company across the nation. Francis rejected seven shots against Charlotte and swiped seven steals against Alabama.

continued on pg. 3

SERIES HISTORY

OVERALL
STREAK
IN THE SEC TOURNAMENT
LAST MEETING
LAST 10 MEETINGS
UNDER PURCELL

STARTERS (BASED OFF LAST GAME)

#	NAME	POS.	HT.	CL.	HOMETOWN	GP-GS	MPG	PPG	RPG	APG	FG%	FT%	OTHER
4	Trayanna Crisp	G	5-8	Sr.	Goodyear, Ariz.	30-30	27.5	8.7	2.1	2.7	38.3	84.6	0.9 SPG
5	Chandler Prater	G/F	5-10	Gr.	Kansas City, Mo.	30-18	21.8	8.1	5.0	1.8	42.4	83.6	1.3 SPG
25	Favour Nwaedozi	F	6-3	Jr.	Delta, Nigeria	31-30	26.4	12.2	10.0	1.4	52.3	68.0	0.8 SPG
33	Kharyssa Richardson	F	6-2	Sr.	Douglasville, Ga.	30-17	22.8	9.4	4.2	0.5	41.8	77.3	0.6 SPG
40	Madison Francis	F	6-2	Fr.	Lancaster, N.Y.	31-27	29.5	13.2	7.4	1.3	45.8	70.4	2.8 BPG

6

Madison Francis has collected six or more blocks in four games this season, making her the only player in the country to have four or more 6+ block games.



Scan to see more on Madison Francis, Jaylah Lampley and Favour Nwaedozi.

21

Favour Nwaedozi collected 21 rebounds in State's win against #7 Kentucky, her second 20+ rebound game this year and the third 20+ rebound performance in the SEC.

NUMERICAL ROSTER

#	NAME	POS.	HT.	CL.	EXP.	HOMETOWN / HIGH SCHOOL / PREVIOUS SCHOOL
1	Saniyah King	G	5-7	So.	TR	Washington, D.C. / Bishop Ireton HS / Howard
2	Destiney McPhaul	G	5-9	R-Sr.	1L	Philadelphia, Pa. / West Catholic HS / Temple / Northwest Florida State College
4	Trayanna Crisp	G	5-8	Sr.	TR	Goodyear, Ariz. / Millenium HS / Arizona State / North Carolina
5	Chandler Prater	G/F	5-10	Gr.^	1L	Kansas City, Mo. / North Kansas City HS / Kansas / Oklahoma State
8	Awa Fane	G	5-8	Jr.	TR	Thies, Senegal / Life Preparatory Academy / Panola College
10	Jaylah Lampley	G	6-1	Fr.	HS	Fishers, Ind. / Lawrence Central HS
13	Rocío Jiménez	C	6-7	R-So.	2L	Elías Piña, Dominican Republic / Central Pointe Christian Academy
22	Nataliyah Gray	F	6-3	Fr.	HS	Houston, Texas / Alief Taylor HS
25	Favour Nwaedozi	F	6-3	Jr.	TR	Delta, Nigeria / Hakuho Girls' HS (Japan) / Mukogawa Women's University (Japan)
33	Kharyssa Richardson	F	6-2	Sr.	TR	Douglasville, Ga. / New Manchester HS / Auburn / Ole Miss
40	Madison Francis	F	6-2	Fr.	HS	Lancaster, N.Y. / Lancaster Central HS
85	Melissa Guillet	G	6-1	Fr.	TR	La Roche-sur-Yon, France / Lycee Marcelin Berthelot

^ Exercising extra year of eligibility granted by NCAA for 2020-21 season due to Covid-19

ALPHABETICAL ROSTER

#	NAME	POS.	HT.	CL.	EXP.	HOMETOWN / HIGH SCHOOL / PREVIOUS SCHOOL
4	Trayanna Crisp	G	5-8	Sr.	TR	Goodyear, Ariz. / Millenium HS / Arizona State / North Carolina
8	Awa Fane	G	5-8	Jr.	TR	Thies, Senegal / Life Preparatory Academy / Panola College
40	Madison Francis	F	6-2	Fr.	HS	Lancaster, N.Y. / Lancaster Central HS
22	Nataliyah Gray	F	6-3	Fr.	HS	Houston, Texas / Alief Taylor HS
85	Melissa Guillet	G	6-1	Fr.	TR	La Roche-sur-Yon, France / Lycee Marcelin Berthelot
8	Awa Fane	G	5-8	Jr.	TR	Thies, Senegal / Life Preparatory Academy / Panola College
13	Rocío Jiménez	C	6-7	R-So.	2L	Elías Piña, Dominican Republic / Central Pointe Christian Academy
10	Jaylah Lampley	G	6-1	Fr.	HS	Fishers, Ind. / Lawrence Central HS
2	Destiney McPhaul	G	5-9	R-Sr.	1L	Philadelphia, Pa. / West Catholic HS / Temple / Northwest Florida State College
25	Favour Nwaedozi	F	6-3	Jr.	TR	Delta, Nigeria / Hakuho Girls' HS (Japan) / Mukogawa Women's University (Japan)
5	Chandler Prater	G/F	5-10	Gr.^	1L	Kansas City, Mo. / North Kansas City HS / Kansas / Oklahoma State
33	Kharyssa Richardson	F	6-2	Sr.	TR	Douglasville, Ga. / New Manchester HS / Auburn / Ole Miss

^ Exercising extra year of eligibility granted by NCAA for 2020-21 season due to Covid-19

COACHING STAFF

Head Coach	Sam Purcell	Fourth Season / Same Overall	Auburn '03
Associate Head Coach / Offensive Coordinator	Fred Castro	Second Season	Oklahoma '04
Assistant Coach / Recruiting Coordinator	Anita Howard	Second Season	Armstrong State '03
Assistant Coach	Samantha Williams	Second Season	Auburn '96
Senior Director of Scouting and Analytics / Assistant Coach	Tony Dukes	Third Season	Clayton State '13

SUPPORT STAFF

Assistant A.D. / Women's Basketball Recruiting Operations	Jimmy Yu	Fourth Season	Louisville '16
Director of Women's Basketball Operations	Amy Pryor	First Season	Oklahoma Baptist '10
Strength and Conditioning	Kaiti Jones	Fourth Season	Central Michigan '12
Athletic Trainer	Taylor Pitts	Fourth Season	Aquinas College '18
Counseling and Sports Psychology	Allison Rogers	Third Season	William Carey '12
Sports Information Director	Will Simmons	Second Season	Mississippi State '24
Creative Content Coordinator	Noah Madison	Third Season	Mississippi State '23

PRONUNCIATION GUIDE

NAME	PRONUNCIATION
Trayanna Crisp	Tray-Ah-Nuh
Awa Fane	Ah - Wuh Fah - Nay
Melissa Guillet	Gee - Aye
Rocío Jiménez	Row - See - Oh Him - Men - Ez
Saniyah King	Suh - Ni - Yuh
Destiney McPhaul	Mick - Fall
Favour Nwaedozi	Favor Way-Doe-Zee

SOCIAL MEDIA ROSTER

NAME	TWITTER	INSTAGRAM
Saniyah King		__saniyahk
Destiney McPhaul	DestineyMcphaul	d1_des
Trayanna Crisp		tray4c
Chandler Prater	Channy_Chan25	chan_cp5
Awa Fane		faneawa8
Jaylah Lampley	JaylahLampley	jaylah.lampley
Rocío Jiménez	mxrociojimenez	rocio_jimenez_
Nataliyah Gray	D1Tally	d1_tally2
Favour Nwaedozi	phavy_lucky25	iamphavylucky
Kharyssa Richardson	Kharyssa33	kharyssa
Madison Francis	Madison28185042	mattie_06
Melissa Guillet		_mguillet_

QUICK FACTS

UNIVERSITY INFORMATION

Location	Starkville, Miss.
Enrollment	23,150
Founded	Feb. 28, 1878
Nickname	Bulldogs
School Colors	Maroon (PANTONE 4102c) and White
Conference	Southeastern
President	Dr. Mark Keenum
Director of Athletics	Zac Selmon

HISTORY

Season of Basketball (First Season)	52nd (1974-75)
All-Time Record	860-692 (52nd Season)
All-Time Conference Record	245-340 (43rd Season)
SEC Regular-Season Titles (Last)	2 (2019)
SEC Tournament Titles (Last)	1 (2019)
SEC Tournament Record	27-45
NCAA Tournament Appearances (Last)	13 (2025)
NCAA Tournament Record	25-13
NCAA Final Four Appearances (Last)	2 (2018)
NCAA Championship Appearances (Last)	2 (2018)

HUMPHREY COLISEUM

Year Opened	(1975) 51st Season
All-Time Record (Win %)	498-224 (68.9%)
Record Under Purcell (Win %)	50-16 (75.7%)

2024-25 REVIEW

Overall Record	22-12
SEC Record (Finish)	7-9 (10th)
Home Record	10-4
Road Record	6-7
Neutral Record	6-1

2024-25 TEAM INFORMATION

Returners/Lost	3 (2 active)/9
Starters Returning/Lost	1/5 (Min. 10 Starts)
Newcomers	9
Freshmen	4
Sophomores	1
Juniors	3
Seniors	3
Graduates	1

WEB/SOCIAL MEDIA

Website	HailState.com
X (Twitter)/Instagram	@HailStateWBK
Facebook	Facebook.com/HailStateWBK
Hashtag	#HailState

MEDIA INFORMATION

CREDENTIALS

Outlets interested in obtaining credentials to cover Mississippi State women's basketball home games must apply for credentials at <https://hailst.at/> / MBKWBKcredentials.

WEEKLY PRESS CONFERENCES

Throughout non-conference play, Head Coach Sam Purcell will typically host weekly media press conferences in the Humphrey Coliseum Media Room. All press conferences will be uploaded to HailState.com and Mississippi State Athletics' YouTube. Contact Communications Director Will Simmons for more information.

COMMUNICATIONS CONTACT INFORMATION

WILL SIMMONS

Assistant Director/Communications (WBB/WG)

EMAIL: wsimmons@athletics.msstate.edu

CELL: (662) 297-6734

MATCHUP BREAKDOWN



MISSISSIPPI ST	CATEGORY
18-13	RECORD
L3	STREAK
74.8	POINTS/GAME
67.1	OPP. POINTS/GAME
+7.7	POINT MARGIN
43.8	FIELD-GOAL PERCENTAGE
40.5	OPP. FIELD-GOAL PERCENTAGE
32.0	THREE-POINT FIELD-GOAL PERCENTAGE
32.5	OPP. THREE-POINT FIELD-GOAL PERCENTAGE
5.9	THREE-POINT FIELD GOALS MADE/GAME
6.9	OPP. THREE-POINT FIELD GOALS MADE/GAME
72.4	FREE-THROW PERCENTAGE
13.8	FREE THROWS MADE/GAME
19.0	FREE THROWS ATTEMPTED/GAME
41.8	REBOUNDS/GAME
14.0	OFFENSIVE REBOUNDS/GAME
27.8	DEFENSIVE REBOUNDS/GAME
+8.2	REBOUND MARGIN
14.1	ASSISTS/GAME
15.5	TURNOVERS/GAME
16.1	TURNOVERS FORCED/GAME
+0.6	TURNOVER MARGIN
0.9	ASSIST-TURNOVER RATIO
8.2	STEALS/GAME
4.7	BLOCKS/GAME

MISSISSIPPI STATE TEAM LEADERS

MISSISSIPPI STATE	
POINTS	Francis (13.2)
REBOUNDS	Nwaedozi (10.0)
ASSISTS	McPhaul (4.2)
BLOCKS	Francis (2.8)
STEALS	McPhaul (1.5)
MINUTES	Francis (29.3)

HONORS AND AWARDS

#2 Destiney McPhaul

- 2025 Emerald Coast Classic Bay Bracket All-Tournament Team

#10 Jaylah Lampley

- SEC Freshman of the Week (Dec. 30)

#25 Favour Nwaedozi

- SEC Co-Player of the Week (Dec. 30)

#40 Madison Francis

- 2026 SEC All-Defensive Team
- 2026 SEC All-Freshman Team
- 2x SEC Freshman of the Week (Feb. 3) (Feb. 17)
- 2026 Naismith Defensive Player of the Year Watchlist
- USBWA National Freshman of the Week (Dec. 2)
- 2025 Emerald Coast Classic Bay Bracket MVP

- Francis finished as the nation's block leader as a true freshman at 2.8 blocks per game.
- She was one of two SEC freshman to average more than 1.0 blocks and one of three players in the SEC to average 2.0 or more. (min. 10 GP)
- Francis' 88 blocks were the third most of any player in the nation.
- She recorded at least one block in 29 of 31 games this season, including the last 12 games of the season and in all but two SEC games.
- She is one of two players in the country to average at least 2.5 blocks and 1.5 steals per game and is the only player to do so in any of the power four conferences.
- Francis tallied seven double-doubles, which tied the most of any SEC freshman this season.
- Francis has rejected three or more shots in 16 games this season, the most of any SEC player, the most of any freshman in the nation and the second-most of any player in the nation.
- She has rejected six or more shots in four games, the most of any player in the nation.
- With a pair of blocks against Tennessee on January 29, Francis cracked the top 10 on Mississippi State's all-time single season block list. She is one of two freshmen on the list.
- With four blocks in the regular-season finale against #6 LSU, Francis became the program's freshman leader for blocks in a single season.
- Francis finished with the third most blocks by a Bulldog in single season history.

SINGLE SEASON BLOCK TOTALS IN PROGRAM HISTORY

RANK		TOTAL BLOCKS	GAMES
1	Chanel Mokango (2008-09)	97 (2.9 BPG)	33
	Martha Alwal (2013-14)	97 (2.7 BPG)	36
3	Madison Francis (2025-26)*	88 (2.8 BPG)	31
4	Teaira McCowan (2018-19)	87 (2.4 BPG)	36
5	Chanel Mokango (2009-10)	83 (2.4 BPG)	34
6	Martha Alwal (2011-12)*	82 (2.7 BPG)	30
7	Teaira McCowan (2017-18)	81 (2.1 BPG)	39
8	Martha Alwal (2012-13)	78 (2.6 BPG)	30
9	Martha Alwal (2014-15)	71 (2.5 BPG)	28
10	Jessika Carter (2022-23)	65 (2.1 BPG)	33

*done as a freshman

CRISP BECOMING A LETHAL SHOOTER

- Trayanna Crisp is one of the deadliest shooters the Bulldogs have to offer.
- Crisp has made a three-pointer in all but five games she has played in this season and had a streak of 15 consecutive games with a make earlier this season.
- Crisp knocked down a career-high six three-pointers vs Mizzou.
- The Bulldogs are 6-2 when Crisp makes three or more three pointers in a game this season, including a pair of top-15 victories against #7 Kentucky and #15 Tennessee.
- Crisp's eight games with 3+ 3FGs made marks the most in a

single season in her career.

- State was 11-4 when Crisp hits multiple threes in a game.
- Crisp scored in double-figures 13 times this season, the most since her sophomore season at Arizona State, where she averaged 12.1 points.

NWAEDOZI = WALKING DOUBLE-DOUBLE

- Favour Nwaedozi was one of four players in the SEC to average a double-double this season.
- Nwaedozi gained 15 double-doubles this year, the fourth-most of any player in the SEC, and averaged 12.2 points and 10.0 rebounds per game.
- Nwaedozi's 15 double-doubles were the most of any Bulldog since Teaira McCowan's 31 in the 2018-19 season.
- Nwaedozi notched her second 20+ rebound game in a 10 point, 21 rebound performance in the Bulldog's upset of #7 Kentucky. State is 2-0 in games when she does such.
- She was the only player in the SEC and was one of 12 players in the country to have multiple 20 rebound performances.
- Her two performances accounted for three of the SEC's 20+ rebound games.
- Nwaedozi scored in double figures 22 times this season, including 11 of her last 14 games. Her longest streak this season was eight games, which were the last eight of State's non-conference slate.
- She collected ten or more rebounds in 17 different contests
- State was 12-8 when Nwaedozi led the team in rebounding.

RICHARDSON'S STRONG SEC SEASON

- Senior Kharyssa Richardson saw an improvement in her game in the conference portion of the 2025-26 schedule.
- In conference play, Richardson averaged 11.6 points, the second-most of any Bulldog in that period, and 4.1 rebounds per game.
- Prior to conference play beginning, Richardson was averaging just 6.8 points per game.
- Richardson scored in double figures 12 times this season, the most in a single-season in her career. Nine of those games came during conference play.
- Richardson only scored 20 or more points five times in her four-year career. Four of those performances have come in SEC play this season, with her only other coming in her sophomore season at Ole Miss.
- Richardson led State in scoring six times this season, all of which came during SEC play.



CATEGORY	NCAA	SEC	VALUE
Assist/Turnover Ratio	124	10	0.91
Assists Per Game	115	8	14.1
Bench Points Per Game	75	6	21.4
Blocks Per Game	29	6	4.7
Field Goal Percentage	67	10	43.8
Field Goal Percentage Defense	214	10	40.5
Fouls Per Game	109	5	15.8
Free Throw Attempts Per Game	76	8	19.03
Free Throw Percentage	151	8	72.4
Free Throws Made Per Game	66	9	13.77
Rebound Margin	17	5	8.2
Defensive Rebounds Per Game	46	6	27.8
Offensive Rebounds Per Game	47	6	14.0
Rebounds Per Game	17	4	41.77
Scoring Defense	250	11	67.1
Steals Per Game	178	11	8.2
Three Point Attempts Per Game	234	11	18.5
Three Point Percentage	125	10	32.0
Three Point Percentage Defense	293	16	32.5
Three Pointers Per Game	189	10	5.9
Turnover Margin	156	11	0.58
Turnovers Forced Per Game	184	12	16.06
Turnovers Per Game	140	9	15.5
Winning Percentage	144	10	58.1

CATEGORY	NAME	NCAA	SEC	VALUE
Ast/TO Ratio	Destiney McPhaul	50	8	1.90
Assists	Destiney McPhaul	109	11	129
Assists Per Game	Destiney McPhaul	96	10	4.2
Blocks	Madison Francis	3	2	88
Blocks Per Game	Madison Francis	1	1	2.84
Double-Doubles	Favour Nwaedozi	21	4	15
FG Percentage	Madison Francis	124	12	45.8
FT Percentage	Kharyssa Richardson	200	13	77.3
Rebounds	Favour Nwaedozi	35	4	311
Off Rebounds/G	Favour Nwaedozi	19	2	3.9
Rebounds/G	Favour Nwaedozi	27	4	10.0
	Madison Francis	161	12	7.4

BLOCK U!

- Freshman Madison Francis led the charge of State's shot rejecting efforts with 88 total blocks, the third-most of any player in the nation, while she ranked first in the nation with 2.8 per game.
- Francis' seven blocks against Charlotte is tied for the most of any SEC player in a single game this season and is the fifth-best block performance in program history.
- Francis has collected six or more blocks in four contests, which leads the nation.
- The rest of the Southeastern Conference has only had seven games of 6+ blocks, while Francis is one of only two players in the conference to have multiple games of 6+ blocks (Naomi Jones (Alabama) - 2)
- The single-season block total at Mississippi State is held by two Bulldogs - Martha Alwal (2013-14) and Chanel Mokango (2008-09). They both collected 97 blocks in a season. Alwal did so at 2.7 BPG, while Mokango did it at 2.9 BPG.
- Francis overtook the program record for most blocks by a freshman, which was previously held by Martha Alwal. She held the freshman record for the most blocks with 82, averaging 2.7 per game.

LAMPLEY LIGHTING IT UP

- Guard Jaylah Lampley averaged 8.3 points and 4.7 rebounds per game for the Bulldogs in her true freshman season.
- Lampley knocked down the three ball as well as any other, as she shot 37.0 percent from beyond the arch, the second-best mark on the team.
- Lampley also committed to rebounding the glass as hard as any guard. She has recorded five or rebounds in 15 games this season. She's finished with 10 or more in three different contests, the third-most of any SEC freshman.

CRASH THE GLASS!

- A huge part of the Bulldogs game plan is attacking the glass on both sides of the floor.
- State was only outrebounded four times across the entire season.
- Mississippi State outrebounded their opponents by 8.2 rebounds per game, a mark that was 17th nationally and fifth in the SEC.
- Mississippi State ranked 17th in the nation and fourth in the SEC with 41.7 total rebounds per game.
- State's 27.8 defensive rebounds per game ranked 46th nationally.

RECAPPING THE NON-CONFERENCE SLATE

- The Bulldogs hit numerous milestones during the non-conference portion of the season.
- State finished the non-conference slate with a 13-1 record

for the second straight season. The last time that had happened before last year was the 2018-2019.

- Favour Nwaedozi was named SEC Player of the Week after scoring a then career-high 30 points alongside 10 rebounds against Samford.
- Jaylah Lampley was named SEC Freshman of the Week after earning her first double double in her first career start against Samford with then season-highs of 24 points and 10 rebounds. She shot 10-12 from the floor and 3-3 from distance.
- Favour Nwaedozi became the first player in the nation to record a 20 pt-20 reb game against Southern Miss with 21 points and 23 rebounds.
- Madison Francis was named USBWA National Freshman of the Week on December 7 after averaging 12.5 points, 9.5 rebounds, 4.5 blocks, 2.5 assists and 1.5 steals.
- Chandler Prater collected a career-high 25 points against Mississippi Valley, along with five rebounds and five assists, knocking down 4 of her 6 three pointers.
- The Bulldogs shot 30+ free throws in their season opener against Davidson and when they took on Mississippi Valley State. State had not shot 30+ free throws in a game since 2023 prior to this.
- State knocked down 25 of their 31 free throws against MVSU, the most in a single game since December 29, 2023.
- Madison Francis collected 6+ blocks in her collegiate debut against Davidson, the most of any Bulldog since December 29, 2023.
- Destiney McPhaul scored a then career-high 20 points in the season debut against Davidson, the first 20+ point performance of her career.

A PHYSICAL BRAND OF BASKETBALL

- Mississippi State is taking an inside-out mindset on the offensive side of the ball.
- The Bulldogs have won all but three games this season where they have scored more points in the paint than their opponent.
- Every Bulldog victory has seen State score more points in the paint than the opposition.
- As a result of attacking the basket, the Dawgs are shooting more free throws and have made more free throws than their opponents in 19 of 31 games this season.
- Trayanna Crisp (84.6), Chandler Prater (83.6) and Kharyssa Richardson (77.3) led the Bulldogs from the stripe. Saniyah King knocked down 12 of her 13 attempts from the stripe this season.
- The Bulldogs shot 30+ free throws in two games this season. Prior to this season, State had not shot 30+ free throws since December 29, 2023.
- Mississippi State hit 25+ free throws for the first time since December 4, 2022 against Mississippi Valley State when they made 25. It was the second time it has been done in the Purcell era.

MISSISSIPPI STATE WOMEN'S BASKETBALL PRATER SET TO ANCHOR THE SQUAD

- Chandler Prater returns for her second season in the Maroon and White, and her seventh season overall, making her one of the longest tenured players in all of college basketball.
- Prater was named a "Top Dawg" by Strength and Conditioning Coach Kaiti Jones for her work in the weight room and on the court.
- After rehabbing an achilles injury during the 2023-24 season, Prater's Mississippi State debut also served as a return to the floor.
- In her first action since November 22, 2023, Prater collected nine points and nine rebounds in her MSU debut against Memphis on November 7, 2024.
- Prater finished the season averaging 6.4 points per game, 4.2 rebounds
- Throughout the 2024-25 season, Prater began to take on a larger role. She became a regular starter after making her third start as a Bulldog against LSU on February 2, 2025 and remained in the starting lineup for the remainder of the regular season and the SEC Tournament.
- From that point, Prater increased her production in nearly every category. Below is a list of Prater's averages in the 22 games before making the start and her averages over the last 12 games of the season.

PRATER PRODUCTION BEFORE/AFTER FEB. 2, 2025

MPG	PPG	FG%	3FG%	FT%	RPG	APG	SPG	BPG
19.1	5.4	39.4	35.9	81.8	4.0	1.3	0.6	0.3
↓	↓	↓	↑	↓	↓	↓	↓	=
29.0	8.2	46.3	26.3	95.0	4.8	1.9	1.3	0.3

- Prater finished in double-figures 13 times during the 2024-25 season, five of which came in the last 12 games.
- She proved to be a rebounding force for the Bulldogs, collecting 5+ rebounds 13 times during the season. She collected a season-high nine rebounds three times.

MCPHAUL READY TO PRODUCE

- Destiney McPhaul is entering her second season in the Maroon and White after coming to Starkville as the No. 1 Ranked JUCO Transfer in 2024.
- McPhaul averaged 8.1 points, 2.7 rebounds, 2.5 assists and 1.2 steals per game during the 2024-25 campaign.
- McPhaul's breakout moment as a Bulldog last season came in the SEC Tournament, where she collected a career-high 19 points against Missouri on 77.8 percent shooting from the field, including going 4-5 from distance.
- McPhaul's performance was apart of a 31-0 run for the Bulldogs, who eventually would take down Missouri 75-55 and advance to the second round of the SEC Tournament.
- Coach Sam Purcell has stated the opportunity that McPhaul has this season. With the departure of All-SEC Second Team Member Jerkaila Jordan, McPhaul will return to her natural position of shooting guard.
- McPhaul has stated in media availabilities that she was happy to

do anything to help the team last season, including playing the point guard spot, but that she feels more comfortable at the two.

OPPORTUNITY.

- Coach Sam Purcell has repeated one word constantly when talking about the 2025-26 season. Opportunity.
- The Bulldogs have the opportunity to play against opponents in the strongest conference in the country - the SEC. In the preseason AP Poll, five of the top 10 teams are from the Southeastern Conference. Purcell believes the strength of the conference will make his team battle-tested to where they will be playing their best basketball come March.
- With only two active returners and one returning starter, many players get the opportunity to step up and provide an impact that they weren't given the chance to do at previous schools.

FRANCIS TURNING HEADS

- Forward Madison Francis is slated to make a big impact in her freshman season for the Bulldogs.
- Francis earned Tamika Catchings USBWA Freshman of the Week Honors after averaging 12.5 points, 9.5 rebounds and 4.5 blocks against Middle Tennessee (Nov. 25) and ULM (Nov. 30)
- Francis was selected to attend SEC Media Days alongside Graduate Chandler Prater and Senior Kharyssa Richardson, an event that freshmen rarely attend.
- Francis says her selection to attend the event reinforces the trust that Coach Sam Purcell has given her early in her Bulldog career.
- Francis went viral before stepping foot in Starkville, as she threw down dunks in games during her high school career at Lancaster High. During her career, Francis did a bit of everything. In just her senior season, she averaged 32 points, 14.8 rebounds, 5.1 steals, 4.5 blocks and 3.9 assists per game.
- The forward from Lancaster, N.Y., also has gained experience that not many high school recruits get. She played with the 2024 USA Women's U18 National Team and won gold at the FIBA U18 AmeriCup.
- Francis was also selected to play in the 2025 USA Women's Nike Hoop Summit, an honor only 12 high school players across the nation received.

LAMPLEY DISPLAYS ELITE BALL KNOWLEDGE

- Coach Sam Purcell has raved about Lampley's basketball IQ and knowing when to make the right plays.
- He credits it to her upbringing, as her mother is a high school basketball coach, and coached Jaylah during her time in high school.
- Jaylah's mother, Jannon, was a four-year letterwinner for Purdue and the 1997 Big Ten Player of the Year.

FROM NIGERIA, TO JAPAN AND NOW STARKVILLE

- Junior forward Favour Nwaedozi is arguably one of the more interesting transfer stories across the nation.

- Originally from Delta, Nigeria, Nwaedozi moved to Japan. She attended Hakuho Girls' High School in Yokohama, Japan. From there, she began her collegiate career at Mukogawa Women's University in Nishinomiya, a six hour drive from Yokohama.
- In MUW's spring season, Nwaedozi averaged 26 points and 17 rebounds per game.
- Coach Sam Purcell credits his staff and connections they have made to finding Nwaedozi. When watching film, all it took for the Bulldogs to be interested in Nwaedozi was watching the way she ran the floor, Coach Purcell said in a media session.
- Nwaedozi signed to the Bulldogs and moved to Starkville, where she experienced a 14 hour time change.
- Now in the Maroon and White, Nwaedozi is slated to make an instant impact for the Bulldogs.

STRONG SCHEDULE AHEAD FOR THE BULLDOGS

- The schedule for this year's Bulldog squad proves to be one of the toughest in the league, as State is scheduled to face eight teams ranked inside the top 25 of the preseason AP poll.
- Five of those eight matchups against preseason top 25 teams take place away from Humphrey Coliseum

NEW FACES DONNING THE MAROON AND WHITE

- Nine new faces will be wearing the Maroon and White for the first time during the 2025-26 season.
- Coach Purcell brought in the second-best high school recruiting class in program history when he signed the 10th-ranked class according to ESPN. This includes F **Madison Francis** (No. 38), F **Nataliyah Gray** (No. 93) and G **Jaylah Lampley** (No. 37).
- The trio follows behind the 2019 signing class, which finished ranked sixth.
- Five players entered the transfer portal and found their destination in Starkville: G **Trayanna Crisp**, G **Awa Fane**, G **Saniyah King**, F **Favour Nwaedozi**, F **Kharyssa Richardson**. The Bulldogs see two active returners in **Chandler Prater** and **Destiney McPhaul**. **Rocio Jiménez** rounds out the roster as the third returner but had not seen action due to injury.

PORTAL PROWESS

- Once again, Coach Sam Purcell and his staff took advantage of the transfer portal, bringing in six new faces from many different levels of the game.
- Three players made the jump to Mississippi State from the Division 1 ranks - Trayanna Crisp (North Carolina), Saniyah King (Howard) and Kharyssa Richardson (Ole Miss).
- Coach Purcell brought in a NJCAA All-American for the second straight season when Awa Fane (Panola College) committed to the Bulldogs.
- The most interesting transfer story for the Bulldogs is Favour Nwaedozi, who transferred to Starkville after playing two seasons at Mukogawa Women's University in Nishinomiya, Hyōgo, Japan.

MISSISSIPPI STATE WOMEN'S BASKETBALL RICHARDSON & CRISP MAKING MSU HOME SENIOR YEAR

- Forward Kharyssa Richardson and Guard Trayanna Crisp have taken similar but different paths to Starkville, but are both set to make an impact for the Bulldogs this year.
- The duo are both on their third school. Richardson is no stranger to the Bulldogs, as she has played in the Southeastern Conference for all three of her prior seasons.
- Richardson played her freshman season at Auburn and made the 94 mile drive to Starkville from Oxford after spending the last two seasons at Ole Miss.
- Crisp stayed in her home state of Arizona for her freshman and sophomore seasons, playing for Arizona State. Last season, she played at North Carolina.
- Coach Sam Purcell has talked about the duo in media sessions and has reminded the success that these two in the past.
- As a freshman at Auburn, Richardson started in 27 of 28 games played. She averaged 7.2 points and 4.7 rebounds per game.
- Crisp started in 35 games during her two seasons at Arizona State, including 28 of 31 games played her sophomore season. Most notably, she averaged 12.1 points, 2.9 rebounds and 2.3 assists her sophomore year.
- Since the duo both transferred to Starkville, Coach Purcell has talked about getting them both back to playing back to those numbers.

JUCO => BULLDOG CONNECTIONS

- In each season of making the NCAA Tournament, Coach Purcell and his staff have had a NJCAA All-American join the squad. He grabbed his third NJCAA All-American Transfer in the form of Awa Fane.
 - Below is a list of the NJCAA All-Americans that Purcell has added and their contributions to their NCAA Tournament Teams.
- Ahlana Smith (2020 NJCAA First Team All-American)**
'21-22 Season - 32 GP/GS - 9.3 ppg, 2.5 apg, 1.0 spg, 40.0 3FG%
- Destiney McPhaul (2024 NJCAA First Team All-American)**
'24-25 Season - 31GP/1GS - 8.1 ppg, 2.5 apg, 1.2 spg, 46.7 FG%
- Awa Fane (2025 NJCAA First Team All-American)**

KING AT THE POINT

- Saniyah King joins a Bulldog squad after an impressive year one.
- In her freshman season at Howard University, King started in 31 of 32 games and averaged 11.5 points, 4.5 assists and 3.1 rebounds per game.
- King scored in double figures 20 times, including a season-high 25. She dished out 5+ assists 17 times last season.
- King totaled 145 assists throughout the season, which were the second-most assists in the nation by any freshman during the 2024-25 season.
- King earned MEAC Rookie of the Year honors and was named Rookie of the Week 11 times during the 2024-25 season.

1-800 CALL SAM

- When Madison Francis was nearing the end of her recruiting process, she made a final visit in Starkville. She left that visit saying she needed to pray about the decision.
- Francis had a few visits remaining on her schedule. When at a visit, she found the sign she was looking for.
- When traveling, she continued seeing one billboard repeatedly: an advertisement that featured the phone number "1-800-Call-Sam".
- Francis took the advertisements as her sign that Mississippi State was the place for her. Coach Sam Purcell recalls the phone call he received from Francis as her saying those billboards were the signs she prayed for that Mississippi State was indeed the right place for her.

"TOP DAWGS" - EXCELLING IN THE WEIGHT ROOM

- Mississippi State's athleticism is both natural and built by hours in the weight room and conditioning sessions under the guidance and leadership of Strength and Conditioning Coach Kaiti Jones. A few key measurements from the team are listed below.

WINGSPAN

Rocío Jiménez: 6' 11.5"
Favour Nwaedozi: 6' 8.5"
Kharyssa Richardson: 6' 5.5"
Madison Francis: 6' 5"

STANDING REACH

Rocío Jiménez: 8' 8"
Favour Nwaedozi: 8' 6"
Madison Francis: 8' 3.5"

APPROACH HEIGHT (RUNNING VERTICAL HEIGHT)

Madison Francis: 10' 6"
Favour Nwaedozi: 10' 6"
Kharyssa Richardson: 10' 1"

APPROACH JUMP (RUNNING VERTICAL JUMP)

- Chandler Prater: 27.5"
- Graduate Chandler Prater and Freshman Madison Francis were named this season's "Top Dawg" award winners. The "Top Dawg" is an award that reflects overall physical competency and athleticism metrics, athletes awarded this honor are scored on a scale of 0-10, with 10 representing of the most elite level women's basketball players to date. The metrics taken into consideration are power, speed, strength, aerobic capacity and anaerobic power. Only the top two student-athletes are crowned "Top Dawgs" each offseason, owning that title until testing resumes the following year.
 - This is the first Top Dawg award for the duo.

DAWGS IN THE CLASSROOM

- Below is a list of the majors of the 2025-26 Bulldogs
- Trayanna Crisp** - Interdisciplinary Studies
Awa Fane - Kinesiology (Physical Education and Coaching)
Madison Francis - Undeclared
Nataliyah Gray - Business Administration
Rocio Jimenez - Kinesiology (Clinical and Exercise Physiology)

Saniyah King - Business Administration

Jaylah Lampley - Biological Sciences (Pre Medicine)

Destiney McPhaul - Interdisciplinary Studies

Favour Nwaedozi - Interdisciplinary Studies

Chandler Prater - Master of Applied Sciences in Organizational Leadership (Sport Leadership)

Kharyssa Richardson - Interdisciplinary Studies

HEAD COACH SAM PURCELL



Sam Purcell was named the ninth head coach in Mississippi State women's basketball history on Saturday, March 12, 2022. The 2025-26 season will be his fourth year as a head coach and his fourth leading the women's basketball program at Mississippi State.

THE 2024-25 SEASON SAW PURCELL LEAD MISSISSIPPI STATE BACK TO THE NCAA TOURNAMENT FOR THE SECOND TIME IN HIS THREE SEASONS AT THE HELM. The Bulldogs concluded the season with a 22-12 record, the third straight season they have finished with 20+ wins.

Purcell continued an excellent start to his young career as a head coach. **WITH ONLY THREE RETURNING PLAYERS FROM THE 2023-24 ROSTER, HE BECAME THE ONLY COACH IN PROGRAM HISTORY TO GUIDE HIS FIRST THREE TEAMS TO 20 OR MORE WINS. PURCELL HAS TOALED THE MOST WINS (67), SEC WINS (24) AND MOST NCAA TOURNAMENT WINS (3) OF ANY COACH THROUGH THEIR FIRST THREE SEASONS IN PROGRAM HISTORY.**

Purcell guided Jerkaila Jordan to the tops of the Mississippi State record book during their time together. She concluded her career in the Maroon and White second in program history with 273 steals and fifth with 1,899 points. She brought home her second straight All-SEC Second Team Honor for her performance on the 2024-25 campaign.

After signing what was the second-best recruiting class in program history in his inaugural season, Purcell bested it in year three. The 2025 high school signing class ranked 10th among the nation and included two espnW top 50 recruits and one top 100 recruit.

With a win against Mercer on Nov. 20, 2024, Purcell became the fastest head coach to reach 50 wins at Mississippi State, achieving the mark in 73 games, which is eight faster than the next.

In 2023-24, Purcell led Mississippi State to a 23-12 record, 8-8 SEC, and became the only head coach in program history and one of six in the SEC women's basketball since 2000 to surpass the 20-win mark in each of their first two seasons. Purcell totaled the most wins (45), most SEC wins (17) and most NCAA Tournament wins (2) of any head coach through their first two seasons in program history.

Purcell **COACHED A PAIR OF BULLDOGS TO ALL-CONFERENCE HONORS DURING THE 2023-24 SEASON.** He led graduate student Jessika Carter to 2024 All-SEC Second Team and 2024 WBCA Honorable All-American accolades. Carter was selected with the 23rd overall pick in the Second Round of the 2024 WNBA Draft by the New York Liberty and was the ninth overall player to be drafted to the WNBA and the first under Purcell at Mississippi State. She was the first player from Mississippi State to be drafted since both Teaira McCowan and Anriel Howard were selected in 2019.

Purcell also led guard Jerkaila Jordan to 2024 All-SEC Second Team honors. Jordan set career-highs in points, rebounds, assists, steals, blocks and minutes totals in 2023-24 were all career-highs and was the only player in the SEC to average at least 15.0 points, 5.0 rebounds, 2.0 assists and 2.0 steals per game in 2023-24.

With a win over No. 9/9 LSU on Jan. 29, 2024, Purcell earned his first win over a top-25 and top-10 opponent as a head coach. It was Mississippi State's first top-10 win since a win at No. 10 Texas on Dec. 2, 2018. It was also the first sellout crowd of his tenure with 9,121 fans inside Humphrey Coliseum.

Mississippi State opened its second season under Purcell in 2023-24 ranked in the Associated Press Preseason Top-25 poll at No. 25, the program's first time listed in the preseason poll since 2020-21. The preseason spot also marked a return to the AP Top-25 poll after a 44-week absence. Mississippi State earned its highest rankings of the season when it was ranked No. 21 in both the week four editions of the AP Poll on Nov. 21 and the USA Today Coaches Poll on Nov. 22. The No. 21 ranking in the AP Poll tied the program's best in the poll since Jan. 25, 2021, while it tied the program's best ranking in the USA Today Coaches Poll since Jan. 26, 2021.

Under Purcell, Assistant Coaches Michelle Clark-Heard and Corry Irvin went on to earn head coaching positions at Mercer and Chicago State, respectively, while Graduate Assistant Luke Carns went on to be named Director of Player Personnel at Texas State following the 2023-24 season. It marked the latest staff under Purcell to advance their career after Assistant A.D. of Women's Basketball Joi Williams was named Men's Basketball Chief of Staff at South Florida and Graduate Assistant Kelby Jones earned an Assistant Coach position at Oklahoma State, each following the 2022-23 season.

Purcell's first season as a head coach was a season of 'firsts' for the up-and-coming coaching star. A handful of those 'firsts' included his first game as a head coach, his first win, and his first NCAA Tournament appearance. But it also came with firsts for the Mississippi State women's basketball program that saw **PURCELL BECOME THE WINNINGEST FIRST-YEAR HEAD COACH IN PROGRAM HISTORY.**

In his first season sitting in the head chair, **PURCELL BECAME THE WINNINGEST HEAD COACH AT MISSISSIPPI STATE IN THEIR DEBUT SEASON WITH 22 WINS WHILE ALSO BECOMING THE FIRST TO HAVE A WINNING RECORD IN THE SEC AFTER GOING 9-7 AND FINISHING FIFTH IN THE TOUGHEST CONFERENCE IN THE COUNTRY.** Most impressive, though, is that he guided the Bulldogs to the NCAA Tournament following a three-year hiatus.

In leading the team to the Big Dance in his first season, Purcell set the standard at Mississippi State, as no coach in program history had made the NCAA Tournament before their third season leading the program. On top of that, **PURCELL BECAME THE FASTEST COACH AT MISSISSIPPI STATE TO WIN A PAIR OF NCAA TOURNAMENT GAMES.** In winning two tournament games, **MISSISSIPPI STATE BECAME THE FIRST TEAM IN NCAA WOMEN'S BASKETBALL HISTORY TO ADVANCE TO THE TOURNAMENT'S SECOND ROUND AFTER STARTING IN THE FIRST FOUR ROUND.**

Purcell helped guide a pair of Bulldogs to All-Conference honors during the 2022-23 season. He coached Jessika Carter to Second Team All-SEC honors and a place on the SEC All-Defensive Team. Carter had a career season under Purcell, setting career bests in points scored (458), blocked shots (65) and assists (42). He also led Debreasha Powe to the SEC All-Freshmen team after a promising rookie campaign for the Mississippi native.

Before he arrived in Starkville, Purcell spent nine seasons at Louisville under the direction of future hall of famer Jeff Walz. While on the staff at Louisville, Purcell helped guide the Cardinals to a 266-48 overall record with eight NCAA Tournament appearances, seven Sweet 16s, five Elite Eights and two Final Fours. He also helped lead Louisville to four ACC Regular Season Championships and the 2018 ACC Tournament title, their first tournament crown since 1993.

Promoted to associate coach in 2017-18, Purcell played a critical role in guiding Louisville to a program-best 36-3 overall record that included an ACC Regular Season and Tournament Championship. The Cardinals opened the year going 20-0, marking the best start in program history. They then earned a No. 2 ranking in the Associated Press Top-25 Poll and defeated opponents by an average of 27.5 points per game. During the 2020-21 season, Purcell helped the

Cardinals to a 16-0 start and the first-ever No. 1 ranking in the USA Today Top 25 Coaches Poll in program history.

Purcell helped the Louisville offense consistently rank among the nation's best. In every season but one at Louisville, the offense ranked inside the top 40 in points per game while averaging more than 72.2 points per game during that time. The impressive scoring margins that Louisville won games by – more than a +16.0-scoring margin in each of his last five seasons there.

Purcell led the recruiting efforts at Louisville and he has landed the nation's top recruit on two separate occasions with two different programs. Purcell inked top-rated prospect Kaela Davis in 2013 at Georgia Tech and Asia Durr at Louisville in 2015.

All nine signing classes that Purcell helped recruit were ranked in the top 15 by ESPN. Of those nine classes, four were ranked inside the top 10, highlighted by the No. 1 class in 2015, the No. 4 class in 2017, the No. 6 class in 2016 and the No. 8 class in 2014. Even more impressive, of the 15 McDonald's All-Americans in Louisville's history, 13 were recruited by Purcell.

Before his time at Louisville, Purcell had stops at Georgia Tech, Tulsa and Auburn. Purcell has learned from some of the best minds in college basketball, including Jeff Walz, Nell Fortner (former Auburn and current Georgia Tech head coach and the head coach of the 1996 Olympic Team) and Joe Ciampi (25-year head coach at Auburn, 2005 Hall of Fame inductee and Purcell's father-in-law).

THE PURCELL FILE

BIOGRAPHY INFORMATION

Birthdate: Oct. 5, 1979
 Hometown: Dalton, Ga.
 Wife: Meghan
 Children: Reese, Rylee and Reagan
 Education: Auburn, 2003

COACHING CAREER

YEAR	SCHOOL	POSITION
2022-	Mississippi State	Head Coach
2017-22	Louisville	Associate Coach
2013-17	Louisville	Assistant Coach
2009-13	Georgia Tech	Assistant Coach
2005-07	Tulsa	Assistant Coach
2003-05	Auburn	Video Coordinator

PURCELL WIN-LOSS BREAKDOWN

OVERALL 85-48 (.639)
HOME 50-16
AWAY 19-26
NEUTRAL 16-6
NON-CONFERENCE 50-6 (REGULAR SEASON)
HOME 31-1
AWAY 7-4
NEUTRAL 12-1
SEC 29-35 (1-4 IN SECT)
HOME 17-15
AWAY 12-20
POSTSEASON 5-3
NCAA 3-2
WBIT 2-1

MSU HEAD COACH TOTAL WINS IN FIRST FOUR SEASONS

COACH	YEARS	S1	S2	S3	S4	TOTAL
Sam Purcell	2022-	22-11	23-12	22-12	18-13	85-48
Vic Schaefer	2012-16	13-17	22-14	27-7	28-8	90-46
Peggy Collins	1977-1980	14-17	16-14	12-18	17-12	59-61

MSU HEAD COACH SEC WINS IN FIRST FOUR SEASONS

COACH	YEARS	S1	S2	S3	S4	TOTAL
Sam Purcell	2022-	9-7	8-8	7-9	5-11	29-35
Vic Schaefer	2012-16	5-11	5-11	11-5	11-5	32-32
Sharon Fanning	1995-98	4-7	1-11	4-10	7-7	16-35

PURCELL COACHING TREE

COACH	YEARS	POSITION AT MSU	CURRENT POSITION
Michelle Clark-Heard	2023-24	Associate Head Coach	Head Coach (Mercer)
Corry Irvin	2022-24	Assistant Coach	Head Coach (Chicago State)
Kelby Jones	2022-23	Director of Scouting/Analytics	Assistant Coach (Oklahoma St.)
Luke Carns	2022-24	Graduate Assistant	Assistant Coach (Mercer)

PURCELL CAREER RECORD BREAKDOWN

	SCHOOL	OVERALL	HOME	ROAD	NEUTRAL	NET	SEC	FINISH	SEC TOURNAMENT	POSTSEASON
2022-23	Mississippi State	22-11	14-2	3-7	5-2	39	9-7	T-5th	0-1, Second Round	2-1, NCAA Second Round
2023-24	Mississippi State	23-12	13-5	7-6	3-1	43	8-8	T-7th	0-1, Second Round	2-1, WBIT Quarterfinals
2024-25	Mississippi State	22-12	10-4	6-6	6-2	33	7-9	10th	1-1, Second Round	1-1, NCAA Second Round
2025-26	Mississippi State	18-13	13-5	3-6	2-1	42	5-11	12th	0-1, First Round	N/A
TOTALS	FOUR SEASONS	85-48 (.639)	50-16	19-26	16-6		29-35		1-4	5-3 (3-2 NCAA, 2-1 WBIT)

17

11

7

WNBA DRAFT PICKS COACHED

SCHOOL	PLAYER	RD	PICK	TEAM
2024	Mississippi State (HC)	Jessica Carter	2 22	New York Liberty
2022	Louisville (AC)	Emily Engstler	1 4	Indiana Fever
2022	Louisville (AC)	Kianna Smith	2 16	Los Angeles Sparks
2021	Louisville (AC)	Dana Evans	2 13	Dallas Wings
2020	Louisville (AC)	Jasmine Jones	1 2	New York Liberty
2020	Louisville (AC)	Kylee Shook	2 13	New York Liberty
2019	Louisville (AC)	Asia Durr	1 2	New York Liberty
2019	Louisville (AC)	Sam Fuehring	3 34	Washington Mystics
2019	Louisville (AC)	Arica Carter	3 34	Phoenix Mercury
2018	Louisville (AC)	Myisha Hines-Allen	2 19	Washington Mystics
2014	Louisville (AC)	Shoni Schimmel	1 8	Atlanta Dream
2014	Louisville (AC)	Antonita Slaughter	3 35	Los Angeles Sparks
2014	Louisville (AC)	Asia Taylor	3 36	Minnesota Lynx
2012	Georgia Tech (AC)	Sasha Goodlett	1 11	Indiana Fever
2011	Georgia Tech (AC)	Alex Montgomery	1 10	New York Liberty
2010	Georgia Tech (AC)	Brigitte Ardossi	2 21	Atlanta Dream
2008	Georgia Tech (AC)	Chioma Nnamaka	2 21	San Antonio Stars

ALL-AMERICANS COACHED

SCHOOL	PLAYER	YEAR
Mississippi State (HC)	Jessica Carter	2024
Louisville (AC)	Dana Evans	2021, 20
Louisville (AC)	Jasmine Jones	2020
Louisville (AC)	Asia Durr	2019, 18, 17
Louisville (AC)	Myisha Hines-Allen	2018, 17, 16
Louisville (AC)	Mariya Moore	2016
Louisville (AC)	Shoni Schimmel	2014
Louisville (AC)	Sara Hammond	2014
Georgia Tech (AC)	Tyaunna Marshall	2013
Georgia Tech (AC)	Alex Montgomery	2011
Tulsa (AC)	Jill Robbins	2007, 06

ESPN TOP-100 SIGNEES AT MISSISSIPPI STATE

PLAYER (STATE)	RANK	LISTED POSITION	YEAR
Jaylah Lampley (IN)	38	Guard *	2025
Madison Francis (NY)	39	Forward*	2025
Nataylah Gray (TX)	95	Forward*	2025
Tahj-Monet Bloom (FL)	43	Forward	2024
Quanirah Montague (NJ)	48	Post	2023
Jasmine Brown-Hagger (IL)	54	Guard	2023
Mjracle Sheppard (FL)	86	Guard	2023

2

ESPN TOP-25 SIGNING CLASSES

YEAR	PLAYERS	RANKING
2025 Recruiting Class	Lampley, Francis, Gray	10*
2023 Recruiting Class	Brown-Hagger, Montague, Sheppard	23

* - Second-best in program history (2019 - 6th ranked class)

WIN-LOSS RECORD UNDER PURCELL

PURCELL RECORD AGAINST ALL OPPONENTS

OPPONENT (CONFERENCE)	HOME	AWAY	NEUTRAL	TOTAL
Alabama (SEC)	1-1	0-2		1-3
Alabama State (SWAC)	3-0			3-0
Alcorn State (SWAC)	2-0		1-0	3-0
Arkansas (SWAC)	2-0	2-0		4-0
Arkansas-Pine Bluff (SWAC)			1-0	1-0
Auburn (SEC)	3-0	1-1		4-1
Belmont (MVC)		1-0	1-0	2-0
California (ACC)			1-0	1-0
Charlotte (AAC)	1-0			1-0
Chattanooga (SOCON)	1-0	0-1		1-1
Chicago State (NEC)		1-0		1-0
Clemson (ACC)			1-0	1-0
Colorado State (MWC)	1-0	1-0		2-0
Creighton (BIG EAST)			1-0	1-0
Davidson (A10)	1-0			1-0
Florida (SEC)	0-2	2-1	0-1	2-4
Florida A&M (SWAC)	1-0			1-0
Georgetown (BIG EAST)			1-0	1-0
Georgia (SEC)	2-0	1-1		3-1
Georgia State (SBC)	1-0			1-0
Georgia Tech (ACC)	1-0	0-1		1-1
Grambling (SWAC)	1-0			1-0
Illinois (BIG TEN)			1-0	1-0
Jackson State (SWAC)	2-0			2-0
Jacksonville (ASUN)			1-0	1-0
Jacksonville State (CUSA)	1-0			1-0
Kennesaw State (CUSA)	1-0			1-0
Kentucky (SEC)	2-1	1-1		3-2
La Salle (A10)		1-0		1-0
LSU (SEC)	1-1	0-2		1-3
Maryland Eastern Shore (MEAC)		1-0		1-0
Mercer (SOCON)	1-0			1-0
Memphis (AAC)	1-0	1-0		2-0
Miami (Fla.) (ACC)	0-1			0-1
Middle Tennessee (CUSA)			1-0	1-0
Mississippi Valley State (SWAC)	3-0			3-0
Missouri (SEC)	1-1	0-2	1-0	2-3
Nebraska (BIG TEN)			0-1	0-1
New Mexico (MWC)				1-0
New Orleans (SLC)	1-0			1-0
North Alabama (ASUN)	1-0			1-0
Notre Dame (ACC)			0-1	0-1
Oklahoma (SEC)	1-0	0-1		1-1
Old Dominion (SBC)			1-0	1-0
Ole Miss (SEC)	1-2	0-3	0-1	1-6
Penn State (BIG TEN)		0-1		0-1
Pitt (ACC)	1-0			1-0
Samford (SOCON)	1-0			1-0
South Carolina (SEC)	0-2	0-2		0-4
South Carolina State (MEAC)	1-0			1-0
South Dakota State (SUMMIT)		0-1		0-1
South Florida (AAC)			1-0	1-0
Southeastern La. (SLC)	1-0			1-0
Southern California (BIG TEN)			0-1	0-1
Southern Miss (SBC)	1-0			1-0
TCU (BIG 12)	1-0			1-0
Tennessee (SEC)	1-2	1-2		2-4
Texas (SEC)	0-1	0-1		0-2
Texas A&M (SEC)	2-0	2-1	0-2	4-3
Texas A&M-Commerce (SLC)	1-0			1-0
Texas Tech (BIG 12)		0-1		0-1
Tulsa (AAC)			1-0	1-0
UL Monroe (SBC)	2-0	1-0		3-0
Utah (BIG 12)			1-0	1-0
Vanderbilt (SEC)	0-2	2-0		2-1

PURCELL RECORD AGAINST EACH CONFERENCE

CONFERENCE	HOME	AWAY	NEUTRAL	TOTAL
Atlantic 10 (A10)	1-0	1-0	-	2-0
American Athletic (AAC)	2-0	1-0	2-0	5-0
Atlantic Coast (ACC)	2-1	0-1	2-1	4-3
Atlantic Sun (ASUN)	1-0	-	1-0	2-0
Big 12	1-0	0-1	1-0	2-1
Big East	-	-	2-0	2-0
Big Ten	-	0-2	1-1	1-3
Conference USA (CUSA)	2-0	-	1-0	3-0
Mid-Eastern Athletic (MEAC)	1-0	1-0	-	2-0
Missouri Valley (MVC)	-	1-0	1-0	2-0
Mountain West (MWC)	2-0	1-0	-	3-0
Northeast (NEC)	-	1-0	-	1-0
Southeastern (SEC)	17-15	12-20	1-4*	30-39
Southern (SOCON)	3-0	0-1	-	3-1
Southland (SLC)	3-0	-	-	3-0
Southwestern Athletic (SWAC)	12-0	-	2-0	14-0
Summit League (SUMMIT)	-	0-1	-	0-1
Sun Belt (SBC)	4-0	1-0	1-0	6-0

* - Neutral Site SEC Tournament Games, which do not affect conference record

PURCELL RECORD AGAINST ACTIVE SEC HEAD COACHES

	HOME	AWAY	NEUTRAL	TOTAL
Kristy Curry (Alabama)	1-1	0-2	-	1-3
Kelsi Musick (Arkansas)	-	1-0	-	1-0
Larry Vickers (Auburn)	1-0	-	-	1-0
Kelly Rae Finley (Florida)	0-2	2-1	0-1	2-4
Katie Abrahamson-Henderson (Georgia)	2-0	1-1	-	3-1
Kenny Brooks (Kentucky)	1-0	0-1	-	1-1
Kim Mulkey (LSU)	1-1	0-2	-	1-3
Kellie Harper (Missouri)*	1-2	0-1	-	1-3*
Jennie Baranczyk (Oklahoma)	1-0	0-1	-	1-1
Yolett McPhee-McCuin (Ole Miss)	1-2	0-3	0-1	1-6
Dawn Staley (South Carolina)	0-2	0-2	-	0-4
Kim Caldwell (Tennessee)	0-1	1-1	-	1-2
Vic Schaefer (Texas)	0-1	0-1	-	0-2
Joni Taylor (Texas A&M)	2-0	2-1	0-2	4-3
Shae Ralph (Vanderbilt)	0-2	2-0	-	2-2

* - Purcell was 1-1 against Harper at home and 0-1 against Harper in Knoxville during her time at Tennessee, which is included in this total.



2025-26 Mississippi St. Women's Basketball
 Combined Team Statistics
 All games

Game Records

Record	Overall	Home	Away	Neutral
ALL GAMES	18-13	13-5	3-7	2-1
CONFERENCE	5-11	3-5	2-6	0-0
NON-CONFERENCE	13-2	10-0	1-1	2-1

Score by Periods

Team	1st	2nd	3rd	4th	OT	TOT
Mississippi St.	556	553	621	590	0	2320
Opponents	449	514	555	563	0	2081

Team Box Score

No.	Player	Total			3-Point		F-Throw		Rebounds				Other				PTS	AVG				
		GP-GS	MIN	AVG	FG-FGA	FG%	3FG-3FGA	3FG%	FT-FTA	FT%	OFF	DEF	TOT	AVG	PF	DQ			A	TO	BLK	STL
40	FRANCIS, Madison	31-27	912:58	29.5	159-347	.458	16-57	.281	76-108	.704	97	131	228	7.4	79	3	41	79	88	48	410	13.2
25	NWAEDOZI, Favour	31-30	817:21	26.4	146-279	.523	0-7	.000	85-125	.680	120	191	311	10.0	82	2	43	50	22	26	377	12.2
2	MCPHAUL, Destiney	31-27	882:02	28.5	107-251	.426	37-119	.311	41-54	.759	11	61	72	2.3	54	0	129	68	6	48	292	9.4
33	RICHARDSON, Kharyssa	30-17	684:05	22.8	100-239	.418	7-21	.333	75-97	.773	32	93	125	4.2	55	0	16	52	9	19	282	9.4
4	CRISP, Trayanna	30-30	825:04	27.5	82-214	.383	53-143	.371	44-52	.846	8	54	62	2.1	56	1	81	55	1	28	261	8.7
10	LAMPLEY, Jaylah	30-6	610:10	20.3	101-202	.500	27-73	.370	19-36	.528	52	89	141	4.7	28	0	24	46	5	18	248	8.3
5	PRATER, Chandler	30-18	653:06	21.8	87-205	.424	23-66	.348	46-55	.836	37	114	151	5.0	60	2	53	56	6	38	243	8.1
8	FANE, Awa	22-0	226:26	10.3	25-66	.379	13-37	.351	8-13	.615	9	13	22	1.0	19	0	14	14	0	9	71	3.2
1	KING, Saniyah	26-0	365:26	14.1	24-80	.300	5-33	.152	12-13	.923	2	32	34	1.3	33	1	28	27	1	12	65	2.5
22	GRAY, Nataliyah	17-0	91:02	5.4	13-34	.382	1-7	.143	14-26	.538	7	21	28	1.6	13	0	4	13	1	3	41	2.4
85	GUILLET, Melissa	9-0	52:34	5.8	4-14	.286	1-9	.111	2-2	1.000	4	2	6	0.7	3	0	3	2	0	2	11	1.2
23	WYLDER, Faith	7-0	38:02	5.4	2-6	.333	0-0	.000	4-5	.800	5	5	10	1.4	5	0	0	1	2	1	8	1.1
13	JIMÉNEZ, Rocío	13-0	41:45	3.2	5-14	.357	0-0	.000	1-4	.250	5	4	9	0.7	3	0	0	4	5	1	11	0.8
Team											45	51	96					13				
Total		31	6200		855-1951	.438	183-572	.320	427-590	.724	434	861	1295	41.8	490	9	436	480	146	253	2320	74.8
Opponents		31	6195		761-1877	.405	215-662	.325	344-481	.715	313	728	1041	33.6	527	5	400	498	93	273	2081	67.1

Team Statistics

	MS	OPP
Scoring	2320	2081
Points per game	74.8	67.1
Scoring margin	+7.7	-
Field goals-att	855-1951	761-1877
Field goal pct	.438	.405
3 point fg-att	183-572	215-662
3-point FG pct	.320	.325
3-pt FG made per game	5.9	6.9
Free throws-att	427-590	344-481
Free throw pct	.724	.715
F-Throws made per game	13.8	11.1
Rebounds	1295	1041
Rebounds per game	41.8	33.6
Rebounding margin	+8.2	-
Assists	436	400
Assists per game	14.1	12.9
Turnovers	480	498
Turnovers per game	15.5	16.1
Turnover margin	+0.6	-
Assist/turnover ratio	0.9	0.8
Steals	253	273
Steals per game	8.2	8.8
Blocks	146	93
Blocks per game	4.7	3.0
Winning streak	0	-
Home win streak	0	-
Attendance	71239	58431
Home games-Avg/Game	18-3958	10-5843
Neutral site-Avg/Game	-	3-3941

Team Results

Date	Opponent	Score	Att.
11/03/2025	Davidson	W 66-57	3462
11/07/2025	Georgia St.	W 88-62	6549
11/09/2025	Mississippi Val.	W 107-43	3566
11/13/2025	Jackson St.	W 82-55	3542
11/20/2025	at Texas Tech	L 62-69	3652
11/24/2025	vs Alcorn	W 65-51	750
11/25/2025	vs Middle Tenn.	W 69-47	750
11/30/2025	ULM	W 66-54	3411
12/04/2025	Pittsburgh	W 79-44	3433
12/07/2025	Charlotte	W 89-59	3473
12/14/2025	Southern Miss.	W 87-64	3833
12/17/2025	Alabama St.	W 105-57	3289
12/20/2025	at La Salle	W 85-37	490
12/28/2025	Samford	W 112-54	3588
01/01/2026	Auburn	W 75-53	3710
01/04/2026	at Oklahoma	L 47-95	5504
01/08/2026	Tennessee	L 80-90	3905
01/11/2026	at Ole Miss	L 68-93	4634
01/15/2026	Vanderbilt	L 84-89	4082
01/18/2026	Kentucky	W 71-59	4612
01/25/2026	at Alabama	L 78-85	2791
01/29/2026	at Tennessee	W 77-62	10418
02/01/2026	Missouri	L 80-88	4214
02/05/2026	at South Carolina	L 45-88	15204
02/12/2026	Georgia	W 85-71	3651
02/16/2026	at Arkansas	W 75-66	2101
02/19/2026	Florida	L 56-71	3582
02/22/2026	at Texas	L 42-92	10705
02/26/2026	at Texas A&M	L 64-68	2932
03/01/2026	LSU	L 63-72	5337
03/04/2026	vs Florida	L 68-86	10322



**2025-26 Mississippi St. Women's Basketball
Combined Team Statistics
In Conference games**

Page 1/1
as of Apr 17, 2026

Game Records

Record	Overall	Home	Away	Neutral
ALL GAMES	5-11	3-5	2-6	0-0
CONFERENCE	5-11	3-5	2-6	0-0
NON-CONFERENCE	0-0	0-0	0-0	0-0

Score by Periods

Team	1st	2nd	3rd	4th	OT	TOT
Mississippi St.	233	265	295	297	0	1090
Opponents	278	314	322	328	0	1242

Team Box Score

No.	Player	Total			3-Point			F-Throw		Rebounds				PF DQ A TO BLK STL PTS AVG								
		GP-GS	MIN	AVG	FG-FGA	FG%	3FG-3FGA	3FG%	FT-FTA	FT%	OFF	DEF	TOT	AVG	PF	DQ	A	TO	BLK	STL	PTS	AVG
40	FRANCIS, Madison	16-16	508:28	31.8	84-196	.429	10-29	.345	39-56	.696	50	81	131	8.2	45	1	18	48	39	25	217	13.6
33	RICHARDSON, Kharyssa	16-12	391:22	24.5	68-146	.466	6-16	.375	43-54	.796	22	44	66	4.1	28	0	5	33	1	11	185	11.6
25	NWAEDOZI, Favour	16-15	453:17	28.3	57-129	.442	0-6	.000	46-65	.708	54	97	151	9.4	46	2	18	29	7	16	160	10.0
4	CRISP, Trayanna	16-16	460:56	28.8	45-124	.363	31-87	.356	30-34	.882	6	31	37	2.3	39	1	41	36	0	15	151	9.4
2	MCPHAUL, Destiney	16-13	448:51	28.1	41-126	.325	13-59	.220	16-22	.727	7	27	34	2.1	32	0	66	46	3	20	111	6.9
5	PRATER, Chandler	15-3	293:10	19.5	36-90	.400	11-35	.314	12-16	.750	7	40	47	3.1	34	2	11	19	2	19	95	6.3
10	LAMPLEY, Jaylah	16-5	291:10	18.2	37-89	.416	12-41	.293	9-15	.600	20	43	63	3.9	16	0	6	21	0	4	95	5.9
22	GRAY, Nataliyah	6-0	28:33	4.8	5-11	.455	1-1	1.000	4-5	.800	3	6	9	1.5	4	0	0	5	0	0	15	2.5
8	FANE, Awa	9-0	73:06	8.1	7-19	.368	5-16	.313	2-6	.333	3	3	6	0.7	6	0	5	5	0	4	21	2.3
1	KING, Saniyah	16-0	189:48	11.9	14-39	.359	1-17	.059	7-7	1.000	2	10	12	0.8	21	1	12	16	1	7	36	2.3
85	GUILLET, Melissa	8-0	42:36	5.3	2-12	.167	0-8	.000	0-0	.000	2	2	4	0.5	1	0	2	2	0	1	4	0.5
13	JIMÉNEZ, Rocío	4-0	18:43	4.7	0-0	.000	0-0	.000	0-2	.000	0	1	1	0.3	0	0	0	1	2	0	0	0.0
Team											30	24	54				6					
Total		16	3200		396-981	.404	90-315	.286	208-282	.738	206	409	615	38.4	272	7	184	267	55	122	1090	68.1
Opponents		16	3200		454-991	.458	118-338	.349	216-291	.742	160	405	565	35.3	267	2	240	226	62	167	1242	77.6

Team Statistics

	MS	OPP
Scoring	1090	1242
Points per game	68.1	77.6
Scoring margin	-9.5	-
Field goals-att	396-981	454-991
Field goal pct	.404	.458
3 point fg-att	90-315	118-338
3-point FG pct	.286	.349
3-pt FG made per game	5.6	7.4
Free throws-att	208-282	216-291
Free throw pct	.738	.742
F-Throws made per game	13.0	13.5
Rebounds	615	565
Rebounds per game	38.4	35.3
Rebounding margin	+3.1	-
Assists	184	240
Assists per game	11.5	15.0
Turnovers	267	226
Turnovers per game	16.7	14.1
Turnover margin	-2.6	-
Assist/turnover ratio	0.7	1.1
Steals	122	167
Steals per game	7.6	10.4
Blocks	55	62
Blocks per game	3.4	3.9
Winning streak	0	-
Home win streak	0	-
Attendance	33093	54289
Home games-Avg/Game	8-4137	8-6786
Neutral site-Avg/Game	-	0-0

Team Results

Date	Opponent		Score	Att.
01/01/2026	Auburn	W	75-53	3710
01/04/2026	at Oklahoma	L	47-95	5504
01/08/2026	Tennessee	L	80-90	3905
01/11/2026	at Ole Miss	L	68-93	4634
01/15/2026	Vanderbilt	L	84-89	4082
01/18/2026	Kentucky	W	71-59	4612
01/25/2026	at Alabama	L	78-85	2791
01/29/2026	at Tennessee	W	77-62	10418
02/01/2026	Missouri	L	80-88	4214
02/05/2026	at South Carolina	L	45-88	15204
02/12/2026	Georgia	W	85-71	3651
02/16/2026	at Arkansas	W	75-66	2101
02/19/2026	Florida	L	56-71	3582
02/22/2026	at Texas	L	42-92	10705
02/26/2026	at Texas A&M	L	64-68	2932
03/01/2026	LSU	L	63-72	5337

GAME-BY-GAME STATISTICS

	W/L	REC	1ST	2ND	3RD	4TH	OT	PTS	MAR	FG-FGA	FG%	3FG-3FGA	3FG%	FT-FTA	FT%	O-D-REB	MAR	PF	AST	TO	STL	BLK	ATT
MISSISSIPPI STATE	W, 66-57	1-0	15	16	16	19	-	66	+9	21-51	41.2	3-9	33.3	21-31	67.7	14-28-42	+15	20	6	18	10	7	3,462
Davidson 11/3		0-1	14	17	13	13	-	57	-9	18-52	34.6	4-14	28.6	17-20	85.0	8-19-27	-15	21	11	17	10	1	
MISSISSIPPI STATE	W, 88-62	2-0	17	32	25	14	-	88	+26	33-64	51.6	10-20	50	12-16	75.0	12-32-44	+15	13	21	15	7	8	6,549
Georgia State 11/7		1-1	10	12	21	19	-	62	-26	23-60	38.3	7-22	31.8	9-14	64.3	7-22-29	-15	13	6	14	9	0	
MISSISSIPPI STATE	W, 107-43	3-0	22	25	27	31	-	107	+64	37-71	52.1	8-17	47.1	25-31	80.6	21-34-55	+30	7	21	14	13	11	3,566
Mississippi Valley State 11/9		0-2	8	11	16	8	-	43	-64	18-60	30.0	4-23	17.4	3-4	75.0	9-16-25	-30	23	8	21	10	4	
MISSISSIPPI STATE	W, 82-55	4-0	22	19	21	20	-	82	+27	32-58	55.2	4-14	28.6	14-22	63.6	8-30-38	+2	16	15	14	12	5	3,542
Jackson State 11/13		1-2	5	19	20	11	-	55	-27	23-64	35.9	6-23	26.1	3-6	50.0	13-23-36	-2	16	9	22	8	2	
MISSISSIPPI STATE	L, 62-69	4-1	31	2	12	17	-	62	-7	20-53	37.7	5-16	31.3	17-21	81.0	6-33-39	+3	20	8	22	3	6	3,652
at Texas Tech 11/20		6-0	16	15	12	26	-	69	+7	26-66	39.4	3-19	15.8	14-17	82.4	8-28-36	-3	18	11	13	11	1	
MISSISSIPPI STATE	W, 65-51	5-1	17	17	16	15	-	65	+14	20-57	35.1	8-28	28.6	17-27	63.0	18-28-46	+12	14	16	18	14	4	750
vs Alcorn State 11/24		1-4	4	10	15	22	-	51	-14	19-55	34.5	8-24	33.3	5-11	45.5	11-23-34	-12	22	13	24	7	1	
MISSISSIPPI STATE	W, 69-47	6-1	18	17	16	18	-	69	+22	27-49	55.1	5-11	45.5	10-13	76.9	6-24-30	+6	21	20	16	4	6	750
vs Middle Tennessee State 11/25		3-4	8	11	16	12	-	47	-22	16-45	35.6	5-17	29.4	10-15	66.7	6-18-24	-6	16	11	19	9	1	
MISSISSIPPI STATE	W, 66-54	7-1	20	10	19	17	-	66	+12	26-63	41.3	4-15	26.7	10-12	83.3	19-19-38	+8	10	14	18	8	4	3,411
ULM 11/30		5-2	18	11	11	14	-	54	-12	22-52	42.3	8-18	44.4	2-2	100.0	11-19-30	-8	19	12	26	7	2	
MISSISSIPPI STATE	W, 79-44	8-1	20	22	28	9	-	79	+35	33-73	45.2	7-22	31.8	6-9	66.7	11-40-51	+10	14	18	8	9	5	3,433
Pitt 12/4		6-5	8	6	14	16	-	44	-35	13-59	22.0	7-17	41.2	11-19	57.9	11-30-41	-10	10	7	18	4	3	
MISSISSIPPI STATE	W, 89-59	9-1	24	21	22	22	-	89	+30	37-71	52.1	6-20	30.0	9-16	56.3	18-33-51	+14	16	13	15	6	8	3,473
Charlotte 12/7		4-6	15	14	17	13	-	59	-30	22-67	32.8	7-21	33.3	8-14	57.1	16-21-37	-14	14	9	16	8	2	
MISSISSIPPI STATE	W, 87-64	10-1	21	19	28	19	-	87	+23	33-70	47.1	6-14	42.9	15-24	62.5	21-34-55	+25	14	15	12	5	4	3,833
Southern Miss 12/14		7-4	10	18	14	22	-	64	-23	23-65	35.4	12-31	38.7	6-10	60.0	11-19-30	-25	17	13	12	4	1	
MISSISSIPPI STATE	W, 105-57	11-1	34	25	24	22	-	105	+48	39-78	50.0	7-17	41.2	20-26	76.9	22-27-49	+15	11	24	9	13	8	3,289
Alabama State 12/17		3-7	10	9	14	24	-	57	-48	21-58	36.2	3-14	21.4	12-20	60.0	13-21-34	-15	19	9	21	4	2	
MISSISSIPPI STATE	W, 85-37	12-1	24	18	18	25	-	85	+48	34-70	48.6	7-21	33.3	10-12	83.3	17-35-52	+21	10	23	13	13	1	490
at La Salle 12/20		8-4	12	8	9	8	-	37	-48	15-62	24.2	4-20	20.0	3-5	60.0	12-19-31	-21	10	8	22	8	2	
MISSISSIPPI STATE	W, 112-54	13-1	25	26	38	23	-	112	+58	43-73	58.9	8-17	47.1	18-23	78.3	18-38-56	+34	9	25	7	8	9	3,588
Samford 12/28		6-10	12	14	15	13	-	54	-58	20-65	30.8	11-40	27.5	3-5	60.0	6-16-22	-34	15	13	12	3	3	
MISSISSIPPI STATE	W, 75-53	14-1	14	18	20	23	-	75	+22	27-59	45.8	7-21	33.3	14-17	82.4	16-30-46	+22	13	11	16	2	0	3,710
Auburn 1/1		11-4	7	16	16	14	-	53	-22	19-54	35.2	2-15	13.3	13-20	65.0	7-17-24	-22	17	8	14	14	4	
MISSISSIPPI STATE	L, 47-95	14-2	8	14	13	12	-	47	-48	14-70	20.0	1-25	4.0	18-21	85.7	11-26-37	-27	18	4	14	8	4	5,504
at #8 Oklahoma 1/4		14-1	21	27	24	23	-	95	+48	39-79	49.4	3-17	17.6	14-21	66.7	17-47-64	+27	14	25	13	12	3	
MISSISSIPPI STATE	L, 80-90	14-3	19	18	22	21	-	80	-10	30-66	45.5	2-13	15.4	18-21	85.7	17-20-37	-27	16	9	16	7	4	3,905
#20 Tennessee 1/8		11-3	26	21	23	20	-	90	+10	34-67	50.7	10-27	37.0	12-17	70.6	16-19-35	+27	22	16	14	11	5	
MISSISSIPPI STATE	L, 68-93	14-4	17	18	13	20	-	68	-25	25-61	41.0	5-15	33.3	13-26	50.0	15-22-37	+2	15	11	16	4	4	4,634
at #18 Ole Miss 1/11		16-3	21	29	21	22	-	93	+25	36-64	56.3	6-19	31.6	15-19	78.9	7-28-35	-2	22	21	8	13	4	
MISSISSIPPI STATE	L, 84-89	14-5	16	19	20	29	-	84	-5	32-66	48.5	8-21	38.1	12-14	85.7	12-21-33	-	24	14	12	10	0	4,082
#5 Vanderbilt 1/15		18-0	16	19	30	23	-	89	+5	30-60	50.0	11-29	37.9	18-20	90.0	10-23-33	-	14	20	13	4	4	

GAME-BY-GAME STATISTICS

	W/L	REC	1ST	2ND	3RD	4TH	OT	PTS	MAR	FG-FGA	FG%	3FG-3FGA	3FG%	FT-FTA	FT%	O-D-REB	MAR	PF	AST	TO	STL	BLK	ATT
MISSISSIPPI STATE	W, 71-59	15-5	18	12	18	23	-	71	+12	27-58	46.6	6-16	37.5	11-17	64.7	11-41-52	+17	16	10	18	10	7	4,612
#7 Kentucky 1/18		17-3	13	20	11	15	-	59	-12	23-72	31.9	8-15	53.3	8-15	53.3	12-23-35	-17	17	9	6	8	6	
MISSISSIPPI STATE	W, 78-85	15-6	14	17	29	18	-	78	-7	28-62	45.2	4-16	25.0	18-21	85.7	13-21-34	+4	21	12	15	10	1	2,791
at #23 Alabama 1/25		18-3	15	20	21	29	-	85	+7	26-50	52.0	13-21	61.9	20-24	83.3	6-24-30	-4	17	19	16	10	7	
MISSISSIPPI STATE	W, 77-62	16-6	9	26	24	18	-	77	+15	27-56	48.2	8-18	44.4	15-20	75.0	12-38-50	+19	20	11	24	10	3	10,418
at #15 Tennessee 1/29		14-4	12	14	16	20	-	62	-15	22-69	31.9	4-21	19.0	14-23	60.9	15-16-31	-19	20	8	15	11	1	
MISSISSIPPI STATE	L, 80-88	16-7	20	24	21	15	-	80	-8	30-72	41.7	12-34	35.3	8-10	80.0	20-19-39	+11	13	21	11	6	4	4,214
Missouri 2/1		15-9	22	21	25	20	-	88	+88	32-55	58.2	12-26	46.2	12-15	80.0	6-22-28	-11	7	17	13	7	1	
MISSISSIPPI STATE	L, 45-88	16-8	11	11	6	17	-	45	-43	16-58	27.6	3-24	12.5	10-14	71.4	12-17-29	-10	13	5	19	4	3	15,204
at #3 South Carolina 2/5		23-2	21	17	30	20	-	88	+43	34-62	54.8	6-14	42.9	14-15	93.3	9-30-39	+10	12	23	14	11	4	
MISSISSIPPI STATE	W, 85-71	17-8	21	22	18	24	-	85	+14	30-60	50.0	9-18	50.0	16-18	88.9	7-29-36	+6	18	16	15	9	6	3,651
Georgia 2/12		19-6	18	18	12	23	-	71	-14	25-57	43.9	10-23	43.5	11-15	73.3	5-25-30	-6	19	9	20	6	5	
MISSISSIPPI STATE	W, 75-66	18-8	18	19	19	19	-	75	+9	27-60	45.0	14-32	43.8	7-10	70.0	12-33-45	+15	20	19	22	7	2	2,101
at Arkansas 2/16		11-16	10	14	22	20	-	66	-9	22-66	33.39	7-24	29.2	15-19	78.9	11-19-30	-15	13	8	13	15	3	
MISSISSIPPI STATE	L, 56-71	18-9	14	16	13	13	-	56	-15	21-56	37.5	1-12	8.3	13-21	61.9	12-25-37	+4	20	8	17	7	4	3,582
Florida 2/19		16-12	24	19	11	17	-	71	+15	26-56	46.4	4-18	22.2	15-19	78.9	7-26-33	-4	23	12	14	10	2	
MISSISSIPPI STATE	L, 42-92	18-10	8	10	13	11	-	42	-50	16-42	38.1	1-7	14.3	9-14	64.3	5-16-21	-21	14	7	28	10	3	10,705
at #4 Texas 2/22		26-3	24	26	25	17	-	92	+50	35-67	52.2	11-22	50.0	11-15	73.3	18-24-42	+21	15	21	18	14	2	
MISSISSIPPI STATE	L, 64-68	18-11	12	13	21	18	-	64	-4	24-67	35.8	5-21	23.8	11-17	64.7	16-26-42	+10	17	15	13	10	2	2,932
at Texas A&M 2/26		13-11	12	13	16	27	-	68	+4	23-52	44.2	9-19	47.4	13-18	72.2	4-28-32	-10	21	13	15	11	3	
MISSISSIPPI STATE	L, 63-72	18-12	14	8	25	16	-	63	-9	22-68	32.4	4-22	18.2	15-21	71.4	15-25-40	-4	14	11	15	15	8	5,337
#6 LSU 3/1		26-4	12	23	19	18	-	72	+9	28-61	45.9	5-14	35.7	11-16	68.8	10-34-44	+4	14	11	20	10	8	
MISSISSIPPI STATE	L, 68-86	18-13	11	19	16	22	-	68	-18	24-69	34.8	5-16	31.3	15-25	60.0	17-17-34	-6	23	18	14	6	5	10,322
vs Florida 3/4		18-14	21	25	26	14	-	86	+18	28-56	50.0	8-21	38.1	22-28	78.6	11-29-40	+6	26	13	15	4	6	

GAME-BY-GAME STATISTIC LEADERS

	RESULT	POINTS	REBOUNDS	ASSISTS	STEALS	BLOCKS	MINUTES
Davidson 11/3	W, 66-57	McPhaul (20)	Nwaedozi (10)	McPhaul, Prater (2)	Prater (3)	Francis (6)	McPhaul (37:18)
Georgia State 11/7	W, 88-62	Nwaedozi (17)	Nwaedozi (10)	Crisp (6)	McPhaul, Prater (2)	McPhaul, Nwaedozi, Prater (2)	Crisp (28:59)
Mississippi Valley St. 11/9	W, 107-43	Prater (25)	Nwaedozi (16)	Prater (5)	Nwaedozi (3)	Francis (5)	McPhaul (24:55)
Jackson State 11/13	W, 82-55	Nwaedozi (18)	Nwaedozi (15)	Nwaedozi (4)	Crisp, Francis (3)	Francis (3)	Francis (29:51)
at Texas Tech 11/20	L, 62-69	McPhaul, Crisp (12)	Nwaedozi, Richardson (9)	McPhaul (4)	King, McPhaul, Prater (1)	Nwaedozi (2)	McPhaul (32:10)
vs. Alcorn State 11/24	W, 65-51	Francis (15)	Lamley (10)	Francis, Prater (4)	Francis (3)	Nwaedozi (2)	Francis (30:31)
vs. MTSU 11/25	W, 69-47	Francis (17)	Francis, Nwaedozi (6)	McPhaul (5)	Francis, King, Prater, Richardson (1)	Francis (6)	McPhaul (35:28)
ULM 11/30	W, 66-54	Nwaedozi (13)	Francis (13)	McPhaul, Prater (3)	Crisp, Francis, Lamley, McPhaul (2)	Francis (3)	Francis (36:03)
Pitt 12/4	W, 79-44	McPhaul (22)	Francis (10)	King (4)	Crisp, Francis, Lamley, McPhaul (2)	Francis, Nwaedozi (2)	Francis (29:24)
Charlotte 12/7	W, 89-59	McPhaul, Nwaedozi (16)	Prater (13)	King, McPhaul (3)	McPhaul (3)	Francis (7)	Francis (32:27)
Southern Miss 12/14	W, 87-64	Nwaedozi (21)	Nwaedozi (23)	Crisp, McPhaul (4)	Prater (2)	Francis, Lamley, Nwaedozi, Prater(1)	Crisp (33:27)
Alabama State 12/17	W, 105-57	Francis (30)	Prater (11)	Crisp (7)	Fane, Francis (3)	Francis (4)	Francis (30:14)
at La Salle 12/20	W, 85-37	Lamley (18)	Nwaedozi (16)	McPhaul (10)	McPhaul (6)	Francis (1)	McPhaul (35:14)
Samford 12/28	W, 112-54	Nwaedozi (30)	Francis (11)	McPhaul (10)	Prater (3)	Francis (4)	Prater (31:00)
Auburn 1/1	W, 75-53	Crisp (17)	Francis, Nwaedozi (13)	Crisp, Lamley (3)	McPhaul (2)	-	McPhaul (31:59)
at #8 Oklahoma 1/4	L, 47-95	Richardson (13)	Francis, Nwaedozi (7)	Nwaedozi (2)	Fane, Nwaedozi (2)	Francis (3)	Nwaedozi (32:30)
#20 Tennessee 1/8	L, 80-90	Francis, Richardson (22)	Francis (13)	McPhaul (5)	McPhaul (3)	Francis (4)	Francis, McPhaul (38:42)
at #18 Ole Miss 1/11	L, 68-93	Francis, Prater (15)	Nwaedozi (11)	McPhaul (4)	Francis, McPhaul (2)	Francis (3)	Francis (33:39)
#5 Vanderbilt 1/15	L, 84-89	Francis (15)	Francis (8)	Crisp (7)	Crisp (3)	-	Francis (35:55)
#7 Kentucky 1/18	W, 71-59	Richardson (23)	Nwaedozi (21)	McPhaul (6)	Prater (3)	Francis (6)	Nwaedozi (36:22)
at #23 Alabama 1/25	L, 78-85	Nwaedozi (19)	Francis (8)	McPhaul (5)	Francis (7)	Francis (1)	Francis (35:54)
at #15 Tennessee 1/29	W, 77-62	Richardson (21)	Nwaedozi (14)	McPhaul (5)	Crisp (3)	Francis (3)	Nwaedozi (35:02)
Missouri 2/1	L, 80-88	Richardson (21)	Francis (9)	McPhaul (9)	Francis, Richardson (2)	Nwaedozi (3)	Crisp (35:09)
at #3 South Carolina 2/5	L, 45-88	Francis (12)	Nwaedozi (5)	McPhaul (3)	Francis (2)	Francis (2)	Francis (31:28)
Georgia 2/12	W, 85-71	McPhaul (18)	Nwaedozi (12)	McPhaul (6)	McPhaul (4)	Francis (4)	Francis (34:44)
at Arkansas 2/16	W, 75-66	Lamley (16)	Nwaedozi (10)	McPhaul (6)	Nwaedozi (3)	Francis (2)	Francis (32:11)
Florida 2/19	L, 56-71	Francis (20)	Francis (13)	McPhaul (6)	Francis (3)	Francis (3)	Francis (39:08)
at #4 Texas 2/22	L, 42-92	Nwaedozi (9)	Nwaedozi (4)	King (3)	McPhaul (3)	Francis, Jiménez, Nwaedozi (1)	King (26:22)
at Texas A&M 2/26	L, 64-68	Francis (19)	Nwaedozi (14)	Prater (4)	Prater (4)	Francis (2)	Crisp (36:37)
LSU 3/1	L, 63-72	Richardson (18)	Nwaedozi (11)	Crisp (4)	Francis, Nwaedozi (4)	Francis (4)	Francis (36:31)
vs Florida 3/4	L, 68-86	McPhaul, Nwaedozi (12)	Nwaedozi (10)	McPhaul (6)	Francis (2)	Francis (4)	McPhaul (29:12)

GAME-BY-GAME STATISTIC LEADERS

POINTS	REBOUNDS	ASSISTS	STEALS	BLOCKS	MINUTES
Francis.....9, (3-6)	Nwaedozi 20, (12-8)	McPhaul19, (11-8)	Francis.....13, (6-7)	Francis.....25, (15-10)	Francis.....15, (8-7)
Nwaedozi9, (6-3)	Francis.....11, (5-6)	Crisp6, (4-2)	McPhaul11, (7-4)	Nwaedozi7, (4-3)	McPhaul8, (5-3)
McPhaul6, (4-2)	Prater2, (2-0)	Prater5, (4-1)	Prater8, (6-2)	Prater2, (2-0)	Crisp4, (2-2)
Richardson.....6, (2-4)	Lamley1, (1-0)	King3, (2-1)	Crisp5, (4-1)	Jiménez1, (0-1)	Nwaedozi3, (2-1)
Crisp2, (1-1)	Richardson.....1, (0-1)	Nwaedozi2, (1-1)	Nwaedozi4, (2-2)	Lamley1, (1-0)	King.....1, (0-1)
Lamley.....2, (2-0)		Francis.....1, (1-0)	Fane.....2, (1-1)	McPhaul1, (1-0)	Prater1, (1-0)
Prater2, (1-1)		Lamley1, (1-0)	King.....2, (1-1)		
			Lamley.....2, (2-0)		
			Richardson.....2, (1-1)		

PLUS/MINUS BREAKDOWN

	RESULT	KING	MCPHAUL	CRISP	PRATER	FANE	LAMPLEY	JIMENEZ	GRAY	NWAEDOZI	RICHARDSON	FRANCIS	GUILLET
Davidson 11/3	W, 66-57	-	15	3	-3	-5	10	-	-	5	9	11	-
Georgia State 11/7	W, 88-62	-	25	13	25	1	20	-2	11	20	10	9	-
Mississippi Valley St. 11/9	W, 107-43	-	31	30	44	36	28	12	24	32	23	46	-
Jackson State 11/13	W, 82-55	6	25	16	17	2	15	-3	-2	25	15	19	-
at Texas Tech 11/20	L, 62-69	-10	-10	-12	-3	0	6	-5	-	-7	0	6	-
vs. Alcorn State 11/24	W, 65-51	-3	21	17	20	-7	-6	-	-8	27	-7	16	-
vs. MTSU 11/25	W, 69-47	7	18	23	26	-	-1	-	-	17	3	17	-
ULM 11/30	W, 66-54	2	18	7	3	-	6	-	-2	9	1	16	-
Pitt 12/4	W, 79-44	4	36	32	16	-8	15	-12	-1	33	25	35	-
Charlotte 12/7	W, 89-59	11	20	33	15	4	6	0	1	29	0	31	-
Southern Miss 12/14	W, 87-64	1	30	32	21	-11	1	-	-8	38	-	26	-
Alabama State 12/17	W, 105-57	-	30	47	33	14	23	-7	-4	37	20	48	-
at La Salle 12/20	W, 85-37	-	42	35	23	14	46	-	8	32	19	11	-
Samford 12/28	W, 112-54	18	47	-	57	1	49	0	-	53	9	55	-
Auburn 1/1	W, 75-53	7	17	21	14	-6	17	-	-	16	5	19	-
at Oklahoma 1/4	L, 47-95	-30	-27	-39	-14	-2	-29	-	5	-41	-40	-23	-
Tennessee 1/8	L, 80-90	1	-10	-14	-	0	-5	-	-	-13	-2	-7	-
at Ole Miss 1/11	L, 68-93	-17	-17	-23	-7	3	0	-3	-4	-15	-21	-21	-
Vanderbilt 1/15	L, 84-89	-6	-12	6	-6	-	5	-	-	2	-10	-4	-
Kentucky 1/18	W, 71-59	-8	17	14	-10	-	-1	-	-	15	21	12	0
at Alabama 1/25	L, 78-85	-1	0	-9	4	-	3	-	-	-9	-8	-9	-6
at Tennessee 1/29	W, 77-62	-4	22	18	-2	-	2	-	-	16	6	18	-1
Missouri 2/1	L, 80-88	1	-12	-6	-4	-	0	-	-	-5	-2	-9	-3
at South Carolina 2/5	L, 45-88	-18	-17	-28	-13	1	-25	-3	0	-35	-33	-36	-8
Georgia 2/12	W, 85-71	3	5	14	6	-	0	-2	-	18	11	15	-
at Arkansas 2/16	W, 75-66	-8	3	23	-7	-14	10	-	-2	5	19	23	-7
Florida 2/19	L, 56-71	-6	-7	-19	2	-	-12	-	2	-7	-15	-13	0
at Texas 2/22	L, 42-92	-32	-31	-22	-23	-12	-29	-1	-11	-28	-28	-16	-17
at Texas A&M 2/22	L, 64-68	-6	-11	-1	6	10	-10	-	-	-1	4	-11	-
LSU 3/1	L, 63-72`	-5	-5	-6	-3	0	-9	-	-	-13	-4	0	-
vs Florida [SECT]	L, 68-86	-10	-15	-9	-15	-4	-	2	3	-13	-20	-18	9
OVERALL TOTALS		-103	248	196	222	17	135	-24	12	242	10	266	-33
SEC TOTALS		-129	-85	-71	-57	-20	-83	-9	-10	-95	-97	-62	-42
GAMES LED IN		2 (0-2)	6 (6-0)	4 (3-1)	5 (3-2)	4 (0-4)	2 (1-1)	1 (0-1)	2 (0-2)	4 (4-0)	1 (1-0)	5 (3-2)	1 (0-1)

LEAD BREAKDOWN

	FIRST HALF			SECOND HALF/OT			FINAL			LARGEST		TIMES TIED	LEAD CHANGES	TIME			BEST RUN
	MSU	OPP	MAR	MSU	OPP	MAR	MSU	OPP	MAR	LEAD	DEFICIT			LED	TRAILED	TIED	
Davidson 11/3	31	31	0	35	26	9	66	57	9	10 (4th 1:23)	7 (2nd 4:23)	7	4	28:44	7:23	1:53	7 (2nd 3:23)
Georgia State 11/7	49	22	27	39	40	-1	88	62	26	39 (3rd 3:25)	4 (1st 9:01)	2	1	36:40	2:21	:59	13 (2nd 4:19)
MVSU 11/9	49	19	30	58	24	34	107	43	64	64 (4th 1:28)	-	0	0	38:54	-	1:06	16 (3rd 8:38)
Jackson State 11/13	41	24	17	41	31	10	82	55	27	30 (4th 0:55)	-	0	0	39:26	-	:34	11 (4th 2:59)
at Texas Tech 11/20	33	31	2	29	38	-9	62	69	-7	15 (1st 0:00)	10 (4th 0:30)	4	3	27:48	10:01	2:11	7 (1st 4:42)
vs. Alcorn State 11/24	34	14	20	31	37	-6	65	51	14	26 (2nd 6:36)	-	1	0	39:42	-	:18	23 (2nd 6:36)
vs. MTSU 11/25	35	19	16	34	28	6	69	47	22	25 (3rd 3:38)	2 (1st 8:34)	3	2	35:43	1:20	2:57	15 (2nd 0:36)
ULM 11/30	30	29	1	36	25	11	66	54	12	16 (3rd 2:14)	1 (2nd 1:41)	2	4	38:10	1:09	:41	13 (3rd 4:53)
Pitt 12/4	42	14	28	37	30	7	79	44	35	49 (4th 5:49)	3 (1st 9:02)	0	1	38:26	1:18	:16	13 (1st 0:32)
Charlotte 12/7	45	29	16	44	30	14	89	59	30	31 (4th 2:07)	3 (1st 9:32)	4	1	37:27	:40	1:53	11 (1st 3:19)
Southern Miss 12/14	40	28	12	47	36	11	87	64	23	31 (4th 3:34)	2 (1st 8:31)	0	3	37:18	1:13	1:29	15 (3rd 6:29)
Alabama State 12/17	59	19	40	46	38	8	105	57	48	54 (4th 7:32)	-	0	0	39:48	-	:12	18 (2nd 6:06)
at La Salle 12/20	42	20	22	43	17	26	85	37	48	50 (4th 0:50)	3 (1st 9:37)	0	1	38:45	:52	:23	13 (2nd 5:40)
Samford 12/28	51	26	26	61	28	33	112	54	58	60 (4th 4:43)	-	0	0	39:49	-	:12	14 (3rd 4:32)
Auburn 1/1	32	19	13	43	30	13	75	53	22	28 (4th 2:58)	-	0	0	38:18	-	1:42	12 (4th 2:58)
at Oklahoma 1/4	22	48	-26	25	47	-22	47	95	-48	2 (1st 9:04)	53 (4th 2:17)	1	1	0:20	38:13	1:27	7 (2nd 5:33)
Tennessee 1/8	37	47	-10	43	43	0	80	90	-10	2 (1st 7:24)	18 (3rd 4:50)	4	4	0:55	36:27	2:22	8 (4th 8:21)
at Ole Miss 1/11	35	50	-19	33	43	-10	68	93	-25	-	29 (4th 4:00)	0	0	-	39:46	:14	6 (1st 3:55)
Vanderbilt 1/15	34	35	-1	49	53	-4	84	89	-5	4 (1st 7:31)	13 (4th 9:27)	8	11	5:17	31:08	3:35	9 (4th 4:21)
Kentucky 1/18	30	33	-3	41	26	15	71	59	12	14 (4th 5:52)	6 (3rd 8:18)	0	4	29:06	9:47	1:07	10 (4th 5:52)
at Alabama 1/25	31	35	-4	47	50	-3	78	85	-7	4 (3rd 0:19)	9 (4th 1:11)	18	10	13:01	22:54	4:05	7 (3rd 8:25)
at Tennessee 1/29	35	26	9	42	36	6	77	62	15	20 (3rd 2:44)	5 (2nd 9:43)	6	7	25:22	10:42	3:56	9 (2nd 1:03)
Missouri 2/1	44	43	1	36	45	-9	80	88	-8	5 (3rd 7:16)	12 (4th 0:21)	12	20	15:18	18:22	7:20	8 (4th 3:50)
at South Carolina 2/5	22	38	-16	23	50	-27	45	88	-43	0 (1st 10:00)	48 (4th 1:17)	0	1	-	39:21	:39	5 (2nd 3:48)
Georgia 2/12	43	36	7	42	35	7	85	71	14	18 (3rd 0:51)	7 (1st 3:04)	3	3	31:47	5:02	3:11	13 (2nd 8:09)
at Arkansas 2/16	37	24	13	38	42	-4	75	66	9	21 (3rd 6:40)	-	0	0	39:38	-	0:22	13 (1st 5:44)
Florida 2/19	30	43	-13	26	28	-2	56	71	-15	2 (1st 4:48)	16 (4th 2:37)	4	4	0:21	37:03	2:32	5 (1st 6:27)
at Texas 2/22	18	50	-32	24	42	-18	42	92	-50	2 (1st 8:00)	53 (4th 4:55)	2	2	0:21	37:35	2:04	6 (3rd 0:34)
at Texas A&M 2/26	25	25	-	39	43	-4	64	68	-4	9 (3rd 2:14)	9 (1st 5:22)	6	10	22:01	12:31	5:28	13 (2nd 7:25)
LSU 3/1	22	35	-13	41	37	4	63	72	-9	9 (1st 3:31)	15 (2nd 1:11)	3	3	10:50	28:13	0:57	13 (3rd 4:18)
vs Florida 3/4 [SECT]	30	46	-16	38	40	-2	68	86	-18	-	29 (4th 4:56)	1	0	-	39:15	0:45	8 (4th 3:13)
OVERALL MARGINS	FIRST HALF			SECOND HALF/OT			FINAL			LARGEST		TIMES TIED	LEAD CHANGES	TIME			BEST RUN
MOST/LARGEST	MSU	OPP	MAR	MSU	OPP	MAR	MSU	OPP	MAR	LEAD	DEFICIT			LED	TRAILED	TIED	
FEWEST/SMALLEST	59	50	40	61	53	34	112	95	64	64	53	18	20	39:49	39:46	7:20	23
	18	14	-32	23	17	-27	42	37	-50	0	1	0	0	-	-	:12	5
SEC MARGINS	FIRST HALF			SECOND HALF/OT			FINAL			LARGEST		TIMES TIED	LEAD CHANGES	TIME			BEST RUN
MOST/LARGEST	MSU	OPP	MAR	MSU	OPP	MAR	MSU	OPP	MAR	LEAD	DEFICIT			LED	TRAILED	TIED	
FEWEST/SMALLEST	44	50	13	49	53	15	85	95	22	0	0	18	20	39:38	39:46	7:20	13
	18	19	-32	23	26	-27	42	53	-50	0	0	0	0	-	-	:14	5

STARTING LINEUPS - STARTER/BENCH SCORING

STARTING LINEUPS BY GAME	1	2	3	4	5
Davidson 11/3	Crisp	McPhaul	Prater	Richardson	Nwaedozi
Georgia State 11/7	Crisp	McPhaul	Prater	Richardson	Nwaedozi
Mississippi Valley St. 11/9	Crisp	McPhaul	Prater	Richardson	Nwaedozi
Jackson State 11/13	Crisp	McPhaul	Prater	Richardson	Nwaedozi
at Texas Tech 11/20	Crisp	McPhaul	Prater	Francis	Nwaedozi
vs. Alcorn State 11/24	Crisp	McPhaul	Prater	Francis	Nwaedozi
vs. MTSU 11/25	Crisp	McPhaul	Prater	Francis	Nwaedozi
ULM 11/30	Crisp	McPhaul	Prater	Francis	Nwaedozi
Pitt 12/4	Crisp	McPhaul	Prater	Francis	Nwaedozi
Charlotte 12/7	Crisp	McPhaul	Prater	Francis	Nwaedozi
Southern Miss 12/14	Crisp	McPhaul	Prater	Francis	Nwaedozi
Alabama State 12/17	Crisp	McPhaul	Prater	Francis	Nwaedozi
at La Salle 12/20	Crisp	McPhaul	Prater	Francis	Nwaedozi
Samford 12/28	McPhaul	Lamley	Prater	Francis	Nwaedozi
Auburn 1/1	Crisp	McPhaul	Prater	Francis	Nwaedozi
at Oklahoma 1/4	Crisp	McPhaul	Prater	Francis	Nwaedozi
Tennessee 1/8	Crisp	McPhaul	Francis	Richardson	Nwaedozi
at Ole Miss 1/11	Crisp	McPhaul	Francis	Richardson	Nwaedozi
Vanderbilt 1/15	Crisp	McPhaul	Francis	Richardson	Nwaedozi
Kentucky 1/18	Crisp	McPhaul	Francis	Richardson	Nwaedozi
at Alabama 1/25	Crisp	McPhaul	Francis	Richardson	Nwaedozi
at Tennessee 1/29	Crisp	McPhaul	Francis	Richardson	Nwaedozi
Missouri 2/1	Crisp	McPhaul	Francis	Richardson	Nwaedozi
at South Carolina 2/5	Crisp	McPhaul	Francis	Richardson	Nwaedozi
Georgia 2/12	Crisp	Lamley	Francis	Richardson	Nwaedozi
at Arkansas 2/16	Crisp	Lamley	Francis	Richardson	Nwaedozi
Florida 2/19	Crisp	Lamley	Francis	Richardson	Nwaedozi
at Texas 2/22	Crisp	McPhaul	Lamley	Francis	Nwaedozi
at Texas A&M 2/26	Crisp	McPhaul	Lamley	Francis	Nwaedozi
LSU 3/1	Crisp	McPhaul	Prater	Francis	Richardson
Florida 2/19	Crisp	Prater	Francis	Richardson	Nwaedozi

STARTING LINEUP RECORDS	1	2	3	4	5
9-2	Crisp	McPhaul	Prater	Francis	Nwaedozi
4-0	Crisp	McPhaul	Prater	Richardson	Nwaedozi
2-6	Crisp	McPhaul	Francis	Richardson	Nwaedozi
2-1	Crisp	Lamley	Francis	Richardson	Nwaedozi
1-0	McPhaul	Lamley	Prater	Richardson	Nwaedozi
0-2	Crisp	McPhaul	Lamley	Francis	Nwaedozi
0-1	Crisp	McPhaul	Prater	Francis	Richardson
0-1	Crisp	Prater	Francis	Richardson	Nwaedozi

	MISSISSIPPI STATE		OPPONENT	
	STARTERS	BENCH	STARTERS	BENCH
Davidson 11/3	47	19	29	28
Georgia State 11/7	53	35	50	12
MVSU 11/9	52	55	31	12
Jackson State 11/13	52	30	26	29
at Texas Tech 11/20	50	12	41	28
vs. Alcorn State 11/24	44	21	33	18
vs. MTSU 11/25	57	12	47	0
ULM 11/30	41	25	38	16
Pitt 12/4	56	23	22	22
Charlotte 12/7	71	18	40	19
Southern Miss 12/14	72	15	43	21
Alabama State 12/17	68	37	20	37
at La Salle 12/20	53	32	23	14
Samford 12/28	95	17	35	19
Auburn 1/1	58	17	41	12
at Oklahoma 1/4	26	21	72	23
Tennessee 1/8	70	10	67	23
at Ole Miss 1/11	41	27	63	30
Vanderbilt 1/15	55	29	74	15
Kentucky 1/18	60	11	59	0
at Alabama 1/25	56	22	70	15
at Tennessee 1/29	68	9	34	28
Missouri 2/1	70	10	69	19
at South Carolina 2/5	33	12	60	28
Georgia 2/12	59	26	61	10
at Arkansas 2/16	58	17	51	15
Florida 2/19	45	11	59	12
at Texas 2/22	21	21	52	40
at Texas A&M 2/26	45	19	58	10
LSU 3/1	47	16	47	25
vs Florida 3/4 [SECT]	35	33	66	20

OVERALL	STARTERS	BENCH	STARTERS	BENCH
TOTALS	1658	662	1481	600
AVERAGES	53.5	21.4	47.8	19.4

SEC	STARTERS	BENCH	STARTERS	BENCH
TOTALS	812	278	937	305
AVERAGES	50.8	17.4	58.6	19.1

MISCELLANEOUS STATISTICS

JUMP BALLS WON

Mississippi State	19 (12-7)
Opponents	12 (6-6)
Overtime	

SCORING SUMMARY

ALL GAMES

	1ST	2ND	3RD	4TH	OT	TOTAL
Mississippi State	556 (+107)	553 (+39)	621 (+66)	590 (+27)	-	2320 (+239)
Opponents	449	514	555	563	-	2081

SEC GAMES

	1ST	2ND	3RD	4TH	OT	TOTAL
Mississippi State	233 (-45)	265 (-49)	295 (-27)	297 (-31)	-	1090 (-152)
Opponents	278	314	322	328	-	1242

WIN/LOSS MARGIN

	1	2	3	4	5	6	7	8	9	10-14	15-19	20+
Wins	-	-	-	-	-	-	-	-	2	4	1	11
Losses	-	-	-	1	1	-	1	1	1	1	2	4

LEADS AND DEFICITS

Largest Lead After First Quarter	24 (34-10), vs. Alabama State 12/17/25
Largest Halftime Lead	40 (59-19), vs. Alabama State 12/17/25
Largest Halftime Lead Blown In A Loss	2 (33-31) at Texas Tech 11/20/25
Largest Halftime Deficit	32 (18-50) at Texas 2/22/26
Largest Halftime Deficit Overcome To Win	7 (19-26) vs Davidson 11/9/25
Largest 1st Half Lead	40 (59-19), vs. Alabama State 12/17/25
Largest 1st Half Lead Blown In A Loss	15 (31-16, 10) at. Texas Tech 11/20/25
Largest 1st Half Deficit	32 (18-50) at Texas 2/22/26
Largest 1st Half Deficit Overcome To Win	7 (19-26) vs Davidson 11/9/25
Largest Lead After Third Quarter	50 (83-33), vs. Alabama State 12/17/25
Largest 2nd Half Lead	64 (107-43), vs. Mississippi Valley State 11/9/25
Largest 2nd Half Lead Blown In A Loss	9 (44-35) at Texas A&M 2/26/26
Largest 2nd Half Deficit	53 (2x) Last: (37-90) at Texas 2/22/26
Largest 2nd Half Deficit Overcome To Win	6 (42-48) vs Kentucky 1/18/26
Largest Overall Lead	64 (107-43), vs. Mississippi Valley State 11/9/25
Largest Overall Lead Blown In A Loss	15 (31-16, 10) at. Texas Tech 11/20/25
Largest Overall Deficit	53 (2x) Last: (37-90) at Texas 2/22/26
Largest Overall Deficit Overcome To Win	7 (19-26), vs Davidson 11/3/25
Largest Margin of Victory	64 (107-43), vs. Mississippi Valley State 11/9/25

HOME/ROAD/NEUTRAL SPLITS

Field Goal% / Opp. Field Goal% At Home	47.0 (553-1177) / 38.7 (420-1084)
Field Goal% / Opp. Field Goal% On The Road	38.6 (231-599) / 43.6 (278-637)
Field Goal% / Opp. Field Goal% At Neutral Site	40.6 (47-106) / 40.4 (63-156)
Three-Point Field Goal% / Opp. Three-Point Field Goal% At Home	34.8 (112-322) / 31.7 (128-404)
Three-Point Field Goal% / Opp. Three-Point Field Goal% On The Road	27.2 (53-195) / 33.7 (66-196)
Three-Point Field Goal% / Opp. Three-Point Field Goal% At Neutral Site	32.7 (18-55) / 33.9 (21-62)
Free Throw% / Opp Free Throw% At Home	73.6 (257-349) / 69.3 (174-251)
Free Throw% / Opp Free Throw% On The Road	72.7 (128-176) / 75.9 (120-158)
Free Throw% / Opp Free Throw% At Neutral Site	64.6 (42-65) / 68.5 (37-54)
Scoring Average / Opp. Scoring Average At Home	81.9 / 63.4
Scoring Average / Opp. Scoring Average On The Road	64.3 / 75.5
Scoring Average / Opp. Scoring Average At Neutral Site	67.3 / 61.3

ATTENDANCE

	GAMES	RECORD	TOTAL	AVERAGE	HIGHEST
Home	18	13-4	71,239	3,958	6,549
Away	10	3-7	58,431	5,843	15,204
Neutral	3	2-1	11,822	3,941	10,322

MISSISSIPPI STATE QUARTER BREAKDOWN

Most 1st Quarter Points	34, vs. Alabama State 12/18/25
Most 2nd Quarter Points	32, vs. Georgia State 11/7/25
Most 3rd Quarter Points	38, vs. Samford 12/28/25
Most 4th Quarter Points	31, vs. Mississippi Valley State 11/9/25
Most Overtime Points	

Fewest 1st Quarter Points	8, (2x), Last: at Texas, 2/22/26
Fewest 2nd Quarter Points	2, at. Texas Tech, 11/20/25
Fewest 3rd Quarter Points	6, at South Carolina, 2/5/26
Fewest 4th Quarter Points	9, vs. Alcorn State, 11/24/25
Fewest Overtime Points	

OPPONENTS QUARTER BREAKDOWN

Most 1st Quarter Points	26, vs. Tennessee, 1/8/26
Most 2nd Quarter Points	29, at Ole Miss, 1/11/26
Most 3rd Quarter Points	30 (2x), Last: at South Carolina, 2/5/26
Most 4th Quarter Points	29, at Alabama, 1/25/26
Most Overtime Points	

Fewest 1st Quarter Points	4, vs. Alcorn State, 11/24/25
Fewest 2nd Quarter Points	6, vs. Pitt, 12/4/25
Fewest 3rd Quarter Points	9, at La Salle, 12/20/25
Fewest 4th Quarter Points	8 (2x) Last: at La Salle, 12/20/25
Fewest Overtime Points	

HALF BREAKDOWN

Most Mississippi State Half Points	61 (38, 23 2H), vs. Samford, 12/28/25
Most Mississippi State 1st Half Points	59 (34, 25), vs. Alabama State, 12/17/25
Most Mississippi State 2nd Half Points	61 (38, 23), vs. Samford, 12/28/25

Fewest Mississippi State Half Points	18 (8, 10, 1H), at Texas, 2/22/26
Fewest Mississippi State 1st Half Points	18 (8, 10), at Texas, 2/22/26
Fewest Mississippi State 2nd Half Points	23 (6, 17), at South Carolina, 2/5/26

Most Opponent Half Points	50 (4x) Last: (24, 26, 1H), at Texas, 2/22/26
Most Opponent 1st Half Points	50 (2x) Last: (24, 26), at Texas, 2/22/26
Most Opponent 2nd Half Points	50 (2x) Last: (30, 20), at South Carolina, 2/5/26

Fewest Opponent Half Points	14 (2x) Last (8, 6, 1H), vs. Pitt, 12/4/25
Fewest Opponent 1st Half Points	14 (2x) Last (8, 6), vs. Pitt, 12/4/25
Fewest Opponent 2nd Half Points	17 (9, 8), at La Salle, 12/20/25

MISSISSIPPI STATE OFFENSIVE PRODUCTION (FIELD-GOAL PERCENTAGE)

10 FG%	
20 FG% (2, 0-2)	27.2, at South Carolina, 2/5/26
30 FG% (7, 1-6)	Last: 32.8, vs. Florida, 3/4/26
40 FG% (14, 9-5)	Last: 45.0, at Arkansas, 2/16/26
50 FG% (8, 8-0)	Last: 50.0, vs. Georgia, 2/12/26
Best FG%	58.9, vs. Samford, 12/28/25
Lowest FG%	20.0, at Oklahoma, 1/4/26

MISSISSIPPI STATE DEFENSIVE PRODUCTION (OPPONENT FIELD-GOAL PERCENTAGE)

10 FG%	
20 FG% (2, 2-0)	24.2, at La Salle, 12/20/25
30 FG% (15, 14-1)	Last: 33.3, at Arkansas, 2/16/26
40 FG% (6, 2-4)	Last: 45.9, vs. LSU, 3/1/26
50 FG% (8, 0-8)	Last: 50.0, vs. Florida, 3/4/26
Best FG%	58.2, vs. Missouri, 2/1/26
Lowest FG%	22.0, vs Pitt, 12/4/25

SPECIALTY SCORING STATISTICS

	OFF TURNOVERS			IN THE PAINT			SECOND CHANCE			FAST BREAKS			BENCH		
	MSU	OPP	MAR	MSU	OPP	MAR	MSU	OPP	MAR	MSU	OPP	MAR	MSU	OPP	MAR
Davidson 11/3	18	15	3	28	26	2	18	4	14	6	2	4	19	28	-9
Georgia State 11/7	24	14	10	42	28	14	10	7	3	8	12	-4	35	12	23
Mississippi Valley St. 11/9	29	9	20	48	24	24	27	4	23	14	9	5	55	12	43
Jackson State 11/13	26	13	13	52	30	22	5	16	-11	9	10	-1	30	29	1
at Texas Tech 11/20	10	17	-7	26	38	-12	9	8	1	9	6	3	12	28	-16
vs. Alcorn State 11/24	23	10	13	24	22	2	6	4	2	10	11	-1	21	18	3
vs. MTSU 11/25	23	8	15	42	18	24	10	7	3	13	4	9	12	0	12
ULM 11/30	28	13	15	36	24	12	12	10	2	6	2	4	25	16	9
Pitt 12/4	23	6	17	44	10	34	13	13	-	14	0	14	23	22	1
Charlotte 12/7	24	14	10	56	26	30	19	13	6	14	15	-1	18	19	-1
Southern Miss 12/14	19	5	14	52	20	32	22	11	11	16	8	8	15	21	-6
Alabama State 12/17	26	7	19	62	28	34	18	10	8	13	7	6	37	37	-
at La Salle 12/20	31	7	24	46	22	24	16	9	7	21	3	18	32	14	18
Samford 12/28	19	8	11	64	14	50	28	6	22	16	5	11	17	19	-2
Auburn 1/1	9	21	-12	38	30	8	20	7	13	6	19	-13	17	12	5
at Oklahoma 1/4	12	23	-11	22	60	-38	12	15	-3	2	28	-26	21	23	-2
Tennessee 1/8	18	15	3	40	42	-2	20	12	8	8	17	-9	10	23	-13
at Ole Miss 1/11	8	19	-11	30	48	-18	9	2	8	7	16	-9	27	30	-7
Vanderbilt 1/15	17	15	2	42	32	10	13	6	7	10	3	7	29	15	14
Kentucky 1/18	6	15	-9	38	32	6	9	5	4	12	8	4	11	0	11
at Alabama 1/25	19	16	3	36	24	12	17	6	11	16	5	11	22	15	7
at Tennessee 1/29	16	20	-4	32	30	2	11	11	-	35	11	24	9	28	-19
Missouri 2/1	20	17	3	34	38	-4	19	6	13	10	12	-2	10	19	-9
at South Carolina 2/5	11	21	-10	22	46	-24	3	7	-4	2	20	-18	12	28	-16
Georgia 2/12	25	17	8	32	26	6	11	7	4	13	16	-3	26	10	16
at Arkansas 2/16	9	19	-10	26	24	2	16	6	10	8	23	-15	17	15	2
Florida 2/19	12	16	-4	34	44	-10	9	0	9	10	16	-6	11	12	-1
at Texas 2/22	11	39	-28	20	32	-12	6	21	-15	9	15	-6	21	40	-19
at Texas A&M 2/26	15	13	2	30	20	10	6	3	3	4	0	4	19	10	9
LSU 3/1	11	17	-6	22	40	-18	13	10	3	8	16	-8	16	25	-9
vs Florida 3/4 [SECT]	11	16	-5	32	40	-8	11	9	2	6	6	-	33	20	13

	OFF TURNOVERS			IN THE PAINT			SECOND CHANCE			FAST BREAKS			BENCH		
	MSU	OPP	MAR	MSU	OPP	MAR	MSU	OPP	MAR	MSU	OPP	MAR	MSU	OPP	MAR
MOST/HIGHEST	31	39	24	64	60	50	28	21	23	35	28	24	55	40	43
LEAST/FEWEST	6	5	-28	20	10	-38	3	0	-15	2	0	-26	9	0	-19
TOTALS	553	465	88	1152	938	214	418	255	164	335	325	10	662	600	58
AVERAGES	17.8	15.0	2.8	37.2	30.3	6.9	13.5	8.2	5.7	10.8	10.5	0.3	21.4	19.4	1.9
MOST/HIGHEST	25	39	8	42	60	12	20	21	13	35	28	24	29	40	16
LEAST/FEWEST	6	13	-28	20	20	-38	3	0	-15	2	0	-26	9	0	-19
SEC TOTALS	219	303	-84	498	568	-70	194	124	71	160	225	-65	278	305	-31
SEC AVERAGES	13.7	18.9	-5.3	31.1	35.5	-4.4	12.1	7.8	4.7	10.0	14.1	-4.1	17.4	19.1	-1.9
	W	L	T	W	L	T	W	L	T	W	L	T	W	L	T
W/L/T EACH STAT	19 (14-5)	12 (4-8)	0 (0-0)	21 (18-3)	10 (0-10)	0 (0-0)	25 (15-10)	4 (1-3)	2 (2-0)	15 (11-4)	15 (6-9)	1 (0-1)	16 (12-4)	14 (5-9)	1 (1-0)

A MISSISSIPPI STATE TEAM

Won 30 Consecutive Games	32, 11/10/17-3/3/18
Won 10 Consecutive Games	10, 11/24/25 - 1/1/26
Won 10 Consecutive Home Games.....	11, 11/3/25 - 1/1/26
Won 10 Consecutive Road Games.....	14, 12/20/18-1/9/20
Lost Five Consecutive Games	5, (CURRENT) 2/19/26-3/4/26
Defeated An AP No. 1 Team.....	vs. No. 1 UConn 66-64, 3/31/17
Defeated An AP Top-10 Team	vs. No. 7 Kentucky, 71-59, 1/18/26
Defeated An AP Top-10 Team At Home	vs. No. 7 Kentucky, 71-59, 1/18/26
Defeated An AP Top-25 Team	at No. 15 Tennessee 77-62, 1/29/26
Defeated An AP Top-25 Team On The Road	at No. 15 Tennessee 77-62, 1/29/26
Overcame A 10-Point Deficit To Win	14, vs. Missouri, 3/5/25
Overcame A 10-Point Halftime Deficit To Win	11, at Auburn, 2/21/20
Overcame A Five-Point Deficit In Fourth Quarter To Win.....	6, vs Belmont, 12/14/24
Won An Overtime Game	at Vanderbilt, 85-77 (20T), 2/13/25
Lost An Overtime Game.....	at Ole Miss, 71-75 (0T), 2/18/24
Won A Double Overtime Game.....	at Vanderbilt, 85-77 (20T), 2/13/25
Lost A Double Overtime Game	at Kentucky, 90-92 (20T), 2/12/15
Scored 100+ Points	112, vs Samford, 12/28/25
Scored 100+ Points In Three-Straight Games	4, 11/15/18-11/24/18
Scored 100+ Points At Home.....	112, vs Samford, 12/28/25
Scored 100+ Points On The Road	102, at Chicago State, 12/8/24
Scored 100+ Points At Neutral Site	102, vs. Tulsa, 11/26/23
Scored 90+ Points.....	112, vs Samford, 12/28/25
Scored 90+ Points On The Road	102, at Chicago State, 12/8/24
Two Players Score 30+ Points.....	McCowan (35) and Vivians (30), vs. Oregon, 12/13/17
Three Players Score 20+ Points	Nwaedozi (30), Lampley (24) and Francis (23), vs Samford, 12/28/25
Two Players Score 20+ Points	Francis (22) and Richardson (20), vs Tennessee, 1/8/26
Made 50 Field Goals	53, vs. Judson College, 2/24/86
Made 40 Field Goals	43, vs Samford, 12/28/25
Attempted 80+ Field Goals	87, vs. McNeese State, 12/1/21
Attempted 90+ Field Goals	90 at Vanderbilt, 2/13/25
Attempted 100+ Field Goals.....	104, vs. Montevallo 11/19/79
Shot 60% from the field	62.3, vs. Auburn, 1/23/25
Shot 55% from the field	58.9, vs Samford, 12/28/25
Made 10+ Three-Point Field Goals	14, at Arkansas, 2/16/26
Made 15 Three-Point Field Goals	18, vs. Troy, 12/14/20
Attempted 30+ Three-Point Field Goals.....	32, at Arkansas, 2/16/26
Shot 55% From Three	55.0 (11-20), vs. Missouri, 3/3/24
Shot 60% From Three	62.5 (5-8), at Ole Miss, 3/1/20
Shot 65% From Three	68.8 (11-16), vs. Old Dominion 12/19/22
Made 25+ Free Throws	25, vs. Mississippi Valley State, 11/9/25
Made 30+ Free Throws	33, vs. Louisiana Tech, 12/11/14
Attempted 30+ Free Throws	31, vs. Mississippi Valley State, 11/9/25
Attempted 45+ Free Throws	46, vs. Louisiana Tech, 12/11/14
Shot 90% From Free Throw Line (Min. 10 Made)	95.2 (20-21), vs. Chattanooga, 11/17/24
Had 65+ Rebounds	65, at Vanderbilt, 2/13/25
Had 70+ Rebounds	70, vs. Alcorn State, 11/6/23
Had 75+ Rebounds	78, vs. Judson College, 2/24/86
Had 25+ Assists	25, vs Samford, 12/28/25
Had 35+ Assists	37, vs. Memphis, 1/3/80
Had 10+ Blocked Shots	11, vs. Mississippi Valley State, 11/9/25
Had 15+ Steals.....	16, vs. South Carolina State, 12/29/24
Had 20+ Steals.....	20, vs. Mississippi Valley State, 11/24/15
Had 30+ Steals.....	30, vs. New Orleans, 11/17/13

AN OPPONENT

Scored 35 Points Or Less	35, vs. Jacksonville, 11/24/24
Scored 30 Points Or Less	29, vs. Alabama State, 11/13/24
Shot 60% From The Field.....	61.0%, vs. Florida, 2/11/24
Shot 55% From The Field.....	58.2%, vs. Missouri, 2/1/26
Shot Below 20% From The Field.....	18.9%, vs. Jacksonville, 11/24/24
Made 10 Or Less Field Goals	10, vs. Jacksonville, 11/24/24

A MISSISSIPPI STATE PLAYER

Scored 30 Points	30, Favour Nwaedozi vs Samford, 12/28/25
Scored 40 Points	40, Jerkaila Jordan at Missouri, 1/27/25
Scored 45 Points	47, Tan White vs. Vanderbilt (20T), 2/3/05
Scored In Double Figures In 100-Straight Games	125, LaToya Thomas, 11/19/99-3/24/03
Scored In Double Figures In 10-Straight Games	17, Anastasia Hayes, 12/1/21-2/3/22
Scored 30 Points In Two-Straight Games.....	Tan White, vs. Arkansas, 3/3/05, vs. Auburn, 2/27/05
Scored 20 Points In Five-Straight Games	5, Jerkaila Jordan, 11/29/24-12/17/24
Scored 20 Points In 10-Straight Games	12, LaToya Thomas, 2/1/01-3/20/01
Had All Five Starters In Double Figures	vs. Tulsa, 11/26/23
Had Six Players Score In Double Figures	6, vs Charlotte 12/7/25
Had Five Players Score In Double Figures In Two-Straight Games	2, vs Alabama State, 12/17 and at La Salle, 12/20/25
Made 15 Field Goals	18, Rickea Jackson vs. McNeese State, 12/1/21
Made 20 Field Goals	20, LaToya Thomas vs. Tulsa, 11/17/02
Made 10 Three-Point Field Goals	10, Lauren Park-Lane at Colorado State, 12/20/23
Made 10 Free Throws.....	10, Madison Francis vs Tennessee, 1/8/26
Made 15 Free Throws.....	18, Jennifer Fambrough vs. Northwestern State, 12/19/98
Had 15 Rebounds	16, Favour Nwaedozi at La Salle, 12/20/25
Had 20 Rebounds	23, Favour Nwaedozi vs Kentucky, 1/18/26
Had 25 Rebounds	25, Teaira McCowan vs. Louisville, 3/30/18
Had 15 Rebounds In Consecutive Games.....	Favour Nwaedozi, 11/9/25 - 11/13/25
Had 10 Rebounds In Five-Straight Games.....	5, Chandler Prater, 12/7/25 - 12/28/25
Had Four Players Record 10 Rebounds	Francis, Lampley, Nwaedozi, Prater, vs. Samford, 12/28/25
Had 10 Offensive Rebounds	11, Jessika Carter vs. Jackson State, 12/14/23
Had 10 Defensive Rebounds.....	10, Favour Nwaedozi at La Salle, 12/20/25
Had 15 Defensive Rebounds.....	15, Madina Okot at Vanderbilt, 2/13/25
Had 10 Assists	10, Destiney McPhaul, vs Samford, 12/28/25
Had 15 Assists	17, Polly Branch vs. Bryan, 2/1/86
Blocked Five Shots	6, Madison Francis, vs Kentucky, 1/18/26
Blocked 10 Shots	10, Martha Alwal vs. Jacksonville State, 11/11/11
Had Six Steals.....	7, Madison Francis, at Alabama, 1/25/26
Had Seven Steals	7, Madison Francis, at Alabama, 1/25/26
Had 20 Points And 10 Assists.....	Lauren Park-Lane, 20 points and 10 assists vs. Miami (Fla.), 11/29/23
Had 20 Points And 15 Rebounds.....	Favour Nwaedozi, 21 points and 23 rebounds vs Southern Miss, 12/14/25
Had 20 Points And 20 Rebounds.....	Favour Nwaedozi, 21 points and 23 rebounds vs Southern Miss, 12/14/25
Had A Double-Double In Three-Straight Games.....	3, Favour Nwaedozi, 2/26/26 - 3/4/26
Had A Double-Double In Five-Straight Games.....	5, Chandler Prater, 12/7/25 - 12/28/25
Had 2+ Players Record A Double-Double	Francis, Lampley, Nwaedozi, Prater, vs. Samford, 12/28/25
Had 3+ Players Record A Double-Double	Francis, Lampley, Nwaedozi, Prater, vs. Samford, 12/28/25
Had 4+ Players Record A Double-Double	Francis, Lampley, Nwaedozi, Prater, vs. Samford, 12/28/25
Had 10 Double-Doubles In A Season.....	15, Favour Nwaedozi, 2025-26
Had A Triple-Double	Darrione Rogers, 14 points, 12 rebounds, 10 assists vs. Mississippi Valley State, 12/29/23
Had 15 Points, 10 Assists and Five Steals.....	Destiney McPhaul, 16 points, 10 assists, Six steals at La Salle, 12/20/25
Had 15 Points, 10 Rebounds and Five Steals.....	Madina Okot, 17 points, 12 rebounds, Five steals, vs. Alabama State, 11/13/24
Had 15 Points, 10 Rebounds and Five Assists	Eniya Russell, 16 points, 10 rebounds, six assists at UMES, 12/20/24
Has 25 Points, Five Rebounds and Five Assists	Chandler Prater, 25 points, five rebounds, five assists, vs MVSU, 11/9/25

1

MISSISSIPPI STATE 66, DAVIDSON 57
Nov. 3, 2025 | Starkville, Miss. | Humphrey Coliseum | 3,462



Official Basketball Box Score - Final
Davidson at Mississippi St.
11/03/25 Humphrey Coliseum, Starkville
2025-26 Women's Basketball

Game Time: 6:32 PM
Game Duration: 2:04
Attendance: 3,462

Officials: Royce Blevins, Talisa Green, Pusani Spurlock

NO.	Name	Min	FG			3P			FT			Rebounds		Fouls		TP	AS	TO	ST	Blocks		+/-	
			M	A	%	M	A	%	O	D	O	D	OR	DR	PF					FD	BS		BA
26	Edina Strausz	11:29	1-2	0-0	4-6	2	0	2	1	3	6	1	2	2	0	0	0	0	0	0	0	0	0
7	Katie Donovan	37:50	2-5	2-2	0-0	0	5	5	4	2	6	4	3	3	0	1	0	1	0	1	0	-18	
14	Kyra Bruynndonx	20:51	2-7	0-1	0-0	0	1	1	3	1	4	0	1	1	0	1	0	1	0	1	0	-18	
21	Charlise Dunn	36:38	3-13	1-5	4-4	0	4	4	3	2	11	1	2	1	0	2	0	2	0	2	0	-8	
44	Emilie Bessell	09:55	0-0	0-0	2-2	0	0	0	0	2	2	0	1	0	0	0	0	0	0	0	0	-4	
10	Ines Garcia Monje	25:07	4-9	0-2	3-4	3	3	6	4	5	11	1	3	1	0	1	0	1	0	1	0	-6	
17	Candice Lienafa	05:34	0-0	0-0	0-0	0	0	0	0	1	0	0	0	0	0	0	0	0	0	0	0	-8	
13	Sienna Dauer	17:13	1-2	0-0	0-0	0	3	3	1	2	0	1	1	1	0	1	0	1	0	0	0	-9	
11	Angeliki Ziaka	18:09	2-6	1-3	0-0	0	0	0	1	0	5	1	1	0	1	0	1	0	0	0	0	-4	
3	Jasmine Timmerman	02:55	2-3	0-1	0-0	0	0	0	0	0	4	0	0	0	0	0	0	0	0	0	0	3	
4	Elena Alvarez Castellanos	16:20	1-5	0-0	4-4	0	1	1	4	2	6	3	4	0	0	0	0	0	0	0	0	0	
Team						3	2	5	0	0	0	0	0	0	0	0	0	0	0	0	0	0	
Totals			18-52	4-14	17-20	8	19	27	21	20	57	11	17	10	1	7	9						

Major Fouls: NONE

Dead Ball Rebounds: 1, 0

NO.	Name	Min	FG			3P			FT			Rebounds		Fouls		TP	AS	TO	ST	Blocks		+/-
			M	A	%	M	A	%	O	D	O	D	OR	DR	PF					FD	BS	
25	Favour Nwaedoz	28:52	3-10	0-0	4-7	7	3	10	3	4	10	0	1	2	0	0	5	5				
33	Kharyssa Richardson	29:10	2-9	0-0	2-2	1	5	6	3	3	6	0	3	1	0	0	9					
2	Destiny McPhaul	37:18	6-10	2-5	6-6	1	4	5	3	4	20	2	2	2	0	0	15					
4	Trayanna Crisp	22:12	0-1	0-1	3-4	0	0	0	4	3	3	0	2	0	0	0	3					
5	Chandler Prater	21:52	3-4	1-1	1-2	0	7	7	4	1	8	2	3	3	0	0	3					
40	Madison Francis	31:09	3-8	0-1	2-4	1	3	4	3	2	8	1	3	0	6	1	11					
10	Jaylah Lampley	27:10	4-9	0-1	3-6	3	3	6	0	4	11	1	2	2	1	0	10					
8	Awa Fane	02:18	0-0	0-0	0-0	0	0	0	0	0	0	0	1	1	0	0	0	0	0	0	0	-5
Team			21-51	3-9	21-31	14	28	42	20	21	66	6	18	10	7	1	9					
Totals			21-51	3-9	21-31	14	28	42	20	21	66	6	18	10	7	1	9					

Major Fouls: NONE

Dead Ball Rebounds: 7, 0

DC	STATE	Points from Turnovers	DC	STATE	Period by Period Scoring						
					1st	2nd	3rd	4th	TOT		
Biggest lead	7 (2 nd 4:43)	10 (4 th 1:23)	Paint	26	28	DC	14	17	13	13	57
Best Scoring Run	8 (2 nd 9:24)	7 (2 nd 3:23)	Second Chance	4	18	STATE	15	16	16	19	66
Lead Changes	4		Fast Breaks	2	6						
Times Tied	7		Bench	28	19						
Time with Lead	07:23	28:44									

2

MISSISSIPPI STATE 88, GEORGIA STATE 62
Nov. 7, 2025 | Starkville, Miss. | Humphrey Coliseum | 6,549



Official Basketball Box Score - Final
Georgia St. at Mississippi St.
11/07/25 Humphrey Coliseum, Starkville
2025-26 Women's Basketball

Game Time: 11:00 AM
Game Duration: 1:46
Attendance: 6,549

Officials: Maj Forberg, Ashlee Goode, Cara Segre

NO.	Name	Min	FG			3P			FT			Rebounds		Fouls		TP	AS	TO	ST	Blocks		+/-
			M	A	%	M	A	%	O	D	O	D	OR	DR	PF					FD	BS	
23	Ari Dyson	24:42	5-8	0-0	0-0	0	3	3	1	0	10	0	2	1	0	0	0	0	0	0	0	-4
0	Morgan Robinson-Nwagwu	21:45	4-9	0-1	3-5	3	2	5	3	3	11	0	2	2	0	2	0	2	0	2	0	-8
13	Cheyenne Holloman	27:23	1-7	0-0	0	4	4	3	2	0	0	0	0	0	0	0	0	0	0	0	0	-17
30	Kristal Henderson	30:21	6-11	3-6	4-7	0	3	3	1	4	19	5	3	2	0	0	0	0	0	0	0	-10
31	Kaleigh Addie	25:29	3-6	2-3	0-0	0	2	2	1	0	8	1	2	1	0	2	0	0	0	0	0	-16
5	Eghosa Obasuyi	09:20	1-3	1-2	0-0	0	1	1	0	2	3	0	0	0	0	1	0	0	0	0	0	-3
27	Gabbie Brooks	16:46	0-3	0-2	2-2	0	2	2	0	1	2	0	3	0	0	0	0	0	0	0	0	-22
8	Nari Powers	15:18	1-7	0-3	0-0	0	3	3	2	0	2	0	1	2	0	0	0	0	0	0	0	-22
10	Monna Julkunen	07:35	0-1	0-0	0-0	0	0	0	0	0	0	0	0	0	0	0	0	0	0	0	0	-2
42	Gracie Lanier	11:41	0-1	0-0	0-0	0	0	0	0	0	0	0	0	0	0	0	0	0	0	0	0	-16
1	Savannah Robinson-Holmes	09:40	2-4	1-2	0-0	0	0	0	0	0	5	0	0	0	0	0	0	0	0	0	0	-2
Team			23-60	7-22	9-14	7	22	29	13	13	62	6	14	9	0	8	26					
Totals			23-60	7-22	9-14	7	22	29	13	13	62	6	14	9	0	8	26					

Major Fouls: NONE

Dead Ball Rebounds: 3, 0

NO.	Name	Min	FG			3P			FT			Rebounds		Fouls		TP	AS	TO	ST	Blocks		+/-
			M	A	%	M	A	%	O	D	O	D	OR	DR	PF					FD	BS	
25	Favour Nwaedoz	25:29	7-10	0-0	3-3	4	6	10	2	2	17	3	1	0	2	0	0	0	0	0	0	20
33	Kharyssa Richardson	22:55	2-6	0-0	2-4	0	3	3	2	2	6	2	1	1	1	0	10					
2	Destiny McPhaul	28:34	6-8	3-5	0-0	0	4	4	0	1	15	3	1	2	0	0	25					
4	Trayanna Crisp	28:59	2-6	2-5	0-0	0	3	3	1	6	6	0	0	0	0	0	13					
5	Chandler Prater	22:10	2-7	1-2	4-4	0	4	4	0	3	9	3	4	2	2	0	25					
10	Jaylah Lampley	27:36	5-8	1-1	1-1	3	4	7	1	1	12	2	0	1	0	0	20					
40	Madison Francis	22:13	4-10	0-2	2-3	4	2	6	3	3	10	1	4	0	1	0	9					
22	Nataliyah Gray	04:35	1-3	0-1	0-1	0	3	3	1	1	2	1	1	0	0	0	11					
8	Awa Fane	13:52	4-5	3-4	0-0	0	0	0	0	2	11	0	1	0	0	0	11					
23	Faith Wylder	02:36	0-1	0-0	0-0	1	0	1	0	0	0	0	0	0	0	0	0	0	0	0	0	-2
13	Rocio Jimenez	01:01	0-0	0-0	0-0	0	0	0	0	0	0	0	0	0	0	0	0	0	0	0	0	-2
Team			33-64	10-20	12-16	12	32	44	13	13	88	21	15	7	8	0	26					
Totals			33-64	10-20	12-16	12	32	44	13	13	88	21	15	7	8	0	26					

Major Fouls: NONE

Dead Ball Rebounds: 1, 0

DC	STATE	Points from Turnovers	DC	STATE	Period by Period Scoring						
					1st	2nd	3rd	4th	TOT		
Biggest lead	4 (1 st 9:01)	39 (3 rd 3:25)	Paint	28	42	DC	14	17	13	13	57
Best Scoring Run	10 (3 rd 0:30)	13 (2 nd 4:19)	Second Chance	7	10	STATE	15	16	16	19	66
Lead Changes	1		Fast Breaks	12	8						

2025-26 BOX SCORES

5

MISSISSIPPI STATE 62, TEXAS TECH 69
Nov. 20, 2025 | Lubbock, Texas | United Supermarkets Arena | 3,652



Official Basketball Box Score - Final
Mississippi St. at Texas Tech
11/20/25 United Supermarkets Arena, Lubbock, TX
2025-26 Women's Basketball

Game Time: 6:00 PM
Game Duration: 2:11
Attendance: 3,652

Officials: Tiffany Bird Nelson, Maggie Tieman, Ily Seales

Mississippi St. - 62		Record: 4-1											
NO.	Name	Min	FG	3P	FT	Rebounds	Fouls	TP	AS	TO	ST	Blocks	+/-
			M/A	M/A	M/A	OR DR TOT	PF					BS BA	
25	Favour Nwaedozi	23:51	4-8	0-0	1-2	2 7 9	4 1	9	1	2	0	2 0	-7
40	Madison Francis	23:09	5-12	0-2	0-1	0 4 4	5 1	10	0	3	0	1 1	6
2	Destiny McPhaul	32:10	4-7	2-5	2-2	1 3 4	0 1	12	4	1	1	1 0	-10
4	Trayanna Crisp	31:25	2-6	2-4	6-6	0 2 2	1 5	12	0	2	0	0 0	-12
5	Chandler Prater	25:49	1-6	0-0	5-6	2 4 6	4 6	7	2	4	1	0 0	-3
33	Kharyssa Richardson	24:44	1-5	0-0	1-2	1 8 9	3 1	3	0	3	0	1 0	0
1	Saniyah King	21:10	1-5	1-4	2-2	0 4 4	1 3	5	0	1	1	0 0	-10
10	Jaylah Lampley	10:49	1-2	0-0	0-0	0 0 0	0 0	2	1	2	0	0 0	6
8	Awa Fane	05:32	1-2	0-1	0-0	0 0 0	2 0	2	0	2	0	0 0	0
13	Rocio Jimenez	01:21	0-0	0-0	0-0	0 0 0	0 0	0	1	0	1	0 0	-5
Team						0 1 0	0	1					
Totals		20:53	5-16	17-21	6 33 39	20 18	62	8	22	3	6	1 1	-7

Shooting By Period

1st FG% 10-19 52.6%

3PT% 3-7 42.9%

FT% 8-10 80%

2nd FG% 1-3 7.7%

3PT% 0-2 0.0%

FT% 0-0 0%

3rd FG% 5-11 45.5%

3PT% 2-3 0.0%

FT% 2-2 100%

4th FG% 4-10 40%

3PT% 2-4 50.0%

FT% 7-9 77.8%

GM FG% 20-53 37.7%

3PT% 5-16 31.3%

FT% 17-21 81.0%

Dead Ball Rebounds: 3, 0

Points from MSU TTU

Turnovers 10 17

Paint 26 38

Second Chance 9 8

Fast Breaks 9 6

Bench 12 28

Period by Period Scoring

1st 2nd 3rd 4th TOT

MSU 31 2 12 17 62

TTU 16 15 12 26 69

Major Fouls: NONE

Biggest lead 15 (1st 0:00) 10 (4th 0:30)

Best Scoring Run 7 (1st 4:42) 9 (2nd 6:19)

Lead Changes 3

Times Tied 4

Time with Lead 27:48 10:01

6

MISSISSIPPI STATE 65, ALCORN STATE 51
Nov. 24, 2025 | Niceville, Fla. | Raider Arena | 750



Official Basketball Box Score - Final
Alcorn St. at Mississippi St.
11/24/25 Raider Arena, Niceville
2025-26 Women's Basketball

Game Time: 1:30 PM
Game Duration: 1:44
Attendance: 750

Officials: Jody Cantrell, Aganese Carr, Chastly Taylor

Alcorn St. - 51		Record: 1-4											
NO.	Name	Min	FG	3P	FT	Rebounds	Fouls	TP	AS	TO	ST	Blocks	+/-
			M/A	M/A	M/A	OR DR TOT	PF					BS BA	
2	Nakia Cheatham	26:53	4-11	1-5	2-5	1 4 5	3 4	11	1	2	2	0 1	6
5	Jazlyn Johnson	13:05	2-7	1-3	0-0	2 2 4	1 0	5	0	0	0	0 0	-3
10	Dalaysia Hurt-Floyd	10:41	3-6	0-1	0-1	0 2 2	3 2	6	0	4	2	0 0	0
11	Layah Houston	09:34	0-1	0-0	0-0	0 0 0	1 0	0	0	2	0	0 0	-11
24	Kiara Henderson	29:01	5-8	1-1	0-1	1 3 4	3 3	11	4	3	1	1 1	-5
30	Maya Clayton	28:54	4-11	4-10	0-0	0 5 5	1 1	12	1	1	1	0 0	-14
13	Lauren Nelson	20:58	1-4	1-3	1-2	1 1 2	5 2	4	2	2	0	0 0	-4
14	Arene Iykekpolor	17:41	0-3	0-1	0-0	0 0 0	1 0	0	1	3	0	0 0	-11
15	Jeanee Anderson	09:01	0-1	0-0	2-2	0 0 2	1 0	2	1	2	0	0 0	-4
25	Christum Walker	18:50	0-2	0-0	0-0	1 3 4	2 0	0	3	1	1	0 0	-14
3	Jayda Bowen	10:17	0-1	0-0	0-0	0 0 0	1 0	0	0	3	0	0 0	-10
Team						5 3 8	0	0	1				
Totals		19:55	8-24	5-11	11 23 34	22 14	51	13	24	7	1	4	-14

Shooting By Period

1st FG% 2-13 15.4%

3PT% 0-5 0.0%

FT% 0-0 0%

2nd FG% 4-11 36.4%

3PT% 2-5 40.0%

FT% 0-1 0%

3rd FG% 5-15 33.3%

3PT% 3-8 37.5%

FT% 2-4 50%

4th FG% 8-16 50.0%

3PT% 3-6 50.0%

FT% 3-6 50%

GM FG% 19-55 34.5%

3PT% 8-24 33.3%

FT% 5-11 45.5%

Dead Ball Rebounds: 3, 1

Points from MSU TTU

Turnovers 13 11

Paint 18 14

Second Chance 4 1

Fast Breaks 14 14

Bench 18 21

Period by Period Scoring

1st 2nd 3rd 4th TOT

MSU 26 65 18 14 4 1 14

TTU 20 57 17 16 15 65

Major Fouls: NONE

Biggest lead 0 (1st 10:00) 26 (2nd 6:36)

Best Scoring Run 6 (3rd 9:48) 23 (2nd 6:36)

Lead Changes 0

Times Tied 1

Time with Lead 00:00 39:42

7

MISSISSIPPI STATE 69, MIDDLE TENNESSEE 47
Nov. 24, 2025 | Niceville, Fla. | Raider Arena | 750



Official Basketball Box Score - Final
Middle Tenn. at Mississippi St.
11/24/25 Raider Arena, Niceville
2025-26 Women's Basketball

Game Time: 1:30 PM
Game Duration: 1:46
Attendance: 750

Officials: Teresa Stuck, Roy Jackson, Chris Saucedo

Middle Tenn. - 47		Record: 3-4											
NO.	Name	Min	FG	3P	FT	Rebounds	Fouls	TP	AS	TO	ST	Blocks	+/-
			M/A	M/A	M/A	OR DR TOT	PF					BS BA	
3	Alayna Contreras	24:35	3-8	2-5	1-2	0 1 1	4 2	9	0	5	0	0 1	-20
10	Kirston Verhulst	38:28	2-5	0-2	0-0	0 3 3	2 6	4	4	0	0	0 0	-17
12	Blair Baugus	39:19	3-8	0-0	3-6	2 3 5	4 6	9	3	2	1	1 1	-17
14	Savannah Davis	39:13	4-16	2-7	2-2	0 1 1	1 3	12	1	3	2	2 2	-24
22	Macie Pfler	36:13	4-7	1-3	4-5	0 9 9	3 3	13	2	2	2	0 1	-16
1	Yu Han Lin	07:07	0-1	0-0	0-0	0 0 0	1 1	0	1	1	0	0 0	-9
15	Nicole Dominguez Gureva	00:41	0-0	0-0	0-0	0 0 0	0 0	0	0	0	0	0 0	-5
5	Carsyn Swaney	10:37	0-0	0-0	0-0	0 0 0	1 0	0	0	1	1	0 0	-7
11	Emily Monson	02:09	0-0	0-0	0-0	0 0 0	0 0	0	0	0	0	0 0	4
42	Stanislava Kabernick	00:36	0-0	0-0	0-0	0 0 0	0 0	0	0	0	0	0 0	0
13	Jenna McClendon	01:02	0-0	0-0	0-0	0 0 0	0 0	0	0	0	0	0 0	1
Team						4 1 5	0	0	4				
Totals		16:45	5-17	10-15	6 18 24	16 21	47	11	19	9	1	6	-22

Shooting By Period

1st FG% 7-14 50.0%

3PT% 4-12 33.3%

FT% 0-0 0%

2nd FG% 4-12 33.3%

3PT% 3-5 60.0%

FT% 0-0 0%

3rd FG% 4-9 44.4%

3PT% 2-3 66.7%

FT% 6-8 75%

4th FG% 4-12 33.3%

3PT% 0-5 0%

FT% 4-7 57.1%

GM FG% 16-45 35.6%

3PT% 5-17 29.4%

FT% 10-15 66.7%

Dead Ball Rebounds: 4, 0

Points from MTS MSU

Turnovers 8 23

Paint 18 42

Second Chance 7 10

Fast Breaks 4 13

Bench 0 12

Period by Period Scoring

1st 2nd 3rd 4th TOT

MTS 8 11 16 12 47

MSU 18 17 16 18 69

Major Fouls: NONE

Biggest lead 2 (1st 8:34) 25 (3rd 3:38)

Best Scoring Run 12 (4th 8:59) 15 (2nd 0:36)

Lead Changes 2

Times Tied 3

Time with Lead 01:20 35:43

8

MISSISSIPPI STATE 66, ULM 54
Nov. 30, 2025 | Starkville, Miss. | Humphrey Coliseum | 3,411



Official Basketball Box Score - Final
ULM at Mississippi St.
11/30/25 Humphrey Coliseum, Starkville
2025-26 Women's Basketball

Game Time: 2:02 PM
Game Duration: 1:57
Attendance: 3,411

Officials: Eric Koch, Cori Chambers, Leah Lane

ULM - 54		Record: 5-2											
NO.	Name	Min	FG	3P	FT	Rebounds	Fouls	TP	AS	TO	ST	Blocks	+/-
			M/A	M/A	M/A	OR DR TOT	PF					BS BA	
35	Asia Barclay	16:23	1-1	0-0	0-0	0 1 1	3 2	2	2	1	2	0 0	-1
20	Marcavia Shavers	35:12	2-6	0-0	2-2	4 8 12	5 2	6	4	3	0	1 1	-13
0	Jazmine Jackson	34:06	5-13	5-8	0-0	1 2 3	1 1	15	0	1	1	0 1	-2
7	J'Mani Ingram	25:04	3-7	0-0	0-0	1 1 2	0 2	6	2	5	2	0 0	-14
24	Asjah Inniss	30:30	4-9	1-4	0-0	0 1 1	2 0	9	2	5	1	0 0	-2
44	Nakiyah Mays-Prince	14:30	2-8	2-5	0-0	2 0 2	3 1	6	2	1	0	0 0	-10
11	Keshuni Nichols	24:19	4-5	0-0	0-0	2 2 4	2 8	0	5	1	1	1 0	-7
2	Marissa Gasaway	01:53	0-0	0-0	0-0	0 0 0	0 0	0	0	1	0	0 0	-1
9	Kamille Brown	15:09	1-2	0-1	0-0	0 2 2	1 0	2	0	1	0	0 0	3
3	Nallea Nicholas	02:56	0-1	0-0	0-0	0 0 0	0 0	0	1	1	0	0 0	-3
Team						4 1 5	0	0	2				
Totals		22:52	8-18	2-2	11 19 30	19 10	54	12	26	7	2	4	-12

Shooting By Period

1st FG% 6-12 50.0%

3PT% 4-5 80.0%

FT% 2-2 100%

2nd FG% 5-11 45.5%

3PT% 1-2 50.0%

FT% 0-0 0%

3rd FG% 5-15 33.3%

3PT% 1-6 16.7%

FT% 0-0 0%

4th FG% 6-14 42.9%

3PT% 2-5 40.0%

FT% 0-0 0%

GM FG% 22-52 42.3%

3PT% 8-18 44.4%

FT% 2-2 100.0%

Dead Ball Rebounds: 0, 0

Points from ULM STATE

Turnovers 13 28

Paint 24 36

Second Chance 10 12

Fast Breaks 2 6

Bench 16 25

Period by Period Scoring

1st 2nd 3rd 4th TOT

ULM 18 11 11 14 54

STATE 20 10 19 17 66

Major Fouls: NONE

Biggest lead 1 (2nd 1:41) 16 (3rd 2:14)

Best Scoring Run 8 (1st 0:21) 13 (3rd 4:53)

Lead Changes 4

Times Tied 2

Time with Lead 01:09 38:10

2025-26 BOX SCORES

9

MISSISSIPPI STATE 79, PITT 44

Dec. 4, 2025 | Starkville, Miss. | Humphrey Coliseum | 3,433



Official Basketball Box Score - Final
Pittsburgh at Mississippi St.
12/04/25 Humphrey Coliseum, Starkville
2025-26 Women's Basketball

Game Time: 6:02 PM
Game Duration: 1:41
Attendance: 3,433

Officials: Felicia Grinter, Teresa Stuck, Sal Esfah

Pittsburgh - 44		Record: 6-5										Shooting By Period									
NO.	Name	Min	FG	3P	FT	Rebounds		Fouls		TP	AS	TO	ST	Blocks		+/-	1st FG%	2nd FG%	3rd FG%	4th FG%	GM FG%
						OR	DR	OR	DR					PF	FD						
13	Lauren Rust	F 38:15	0-5	0-0	0-0	1	3	4	0	0	0	2	3	1	2	1	-30	31.4	21.4%		
21	Fatima Diakhate	F 27:30	2-5	0-0	4-6	1	3	4	3	4	8	0	3	0	0	0	-10	1.1	100.0%		
1	Theresa Hagans	G 25:56	0-11	0-2	0-0	1	5	6	1	1	0	2	1	3	0	0	-16	1-2	8.3%		
2	Amiyah Jenkins	G 16:34	1-2	1-1	1-2	0	2	2	0	1	4	0	3	0	0	0	-25	0-1	0.0%		
23	Mikayla Johnson	G 30:32	3-17	0-5	4-7	0	6	6	3	5	10	1	5	0	0	3	-42	4-6	66.7%		
10	Angela Le Faou	G 10:50	0-2	0-0	0-0	2	0	2	0	1	0	0	0	0	0	0	-24	1-1	0.0%		
5	Jayda Queeley	14:04	0-3	0-0	2-4	0	3	3	1	3	2	0	0	0	1	0	-19	1-3	33.3%		
8	Carla Viegas	15:35	5-8	5-7	0-0	0	1	1	1	0	15	0	0	0	0	0	-6	5-9	55.6%		
15	Megan Hollingsworth	12:57	2-3	1-1	0-0	1	0	1	0	0	5	0	1	0	0	0	-10	5-9	26.3%		
44	Macie Arzner	07:47	0-3	0-1	0-0	2	4	0	0	0	2	0	0	0	0	0	7	5-12	41.7%		
	Team					3	5	8	0	0	0	0	0	0	0	0		1-2	50%		
	Totals		13-59	7-17	11-19	11	30	41	10	14	44	7	18	4	3	5	-35	13-59	22.0%		

Major Fouls: NONE

Dead Ball Rebounds: 3, 1

Mississippi St. - 79		Record: 6-1										Shooting By Period									
NO.	Name	Min	FG	3P	FT	Rebounds		Fouls		TP	AS	TO	ST	Blocks		+/-	1st FG%	2nd FG%	3rd FG%	4th FG%	GM FG%
						OR	DR	OR	DR					PF	FD						
25	Favour Nwaedozi	F 18:18	7-10	0-0	0-1	3	4	7	0	3	14	2	0	0	2	0	33	8-19	42.1%		
40	Madison Francis	F 29:24	4-10	0-1	2-4	3	7	10	1	2	10	2	2	2	2	0	35	2-3	66.7%		
2	Destiny McPhaul	G 22:14	8-13	2-7	4-4	0	4	2	1	3	22	2	1	2	0	0	36	9-17	52.9%		
4	Trayanna Crisp	G 19:57	3-6	2-4	0-0	0	2	1	1	8	2	0	2	0	1	0	32	2-3	66.7%		
5	Chandler Prater	G 18:36	1-7	0-2	0-0	1	4	5	2	0	2	0	0	0	0	1	16	2-3	66.7%		
1	Sanjiah King	22:29	3-8	2-4	0-0	0	3	3	1	8	4	3	1	0	1	0	14	2-3	66.7%		
10	Jaylah Lampley	22:27	3-6	1-3	0-0	2	5	7	1	0	7	1	0	2	1	15	12-21	57.1%			
33	Kharlyssa Richardson	20:26	2-7	0-0	0-0	0	5	5	1	0	4	2	0	0	0	0	25	0-1	0.0%		
8	Awa Fane	13:48	2-3	0-0	0-0	0	1	1	1	0	4	1	0	0	0	0	-8	4-6	25.0%		
22	Nataliyah Gray	05:26	0-2	0-0	0-0	0	2	2	1	0	0	0	1	0	0	0	-1	1-6	16.7%		
13	Rocio Jimenez	06:55	0-1	0-0	0-0	0	1	1	2	0	0	0	0	0	0	0	-12	0-0	0%		
	Team					2	2	4	0	0	0	0	0	0	0	0		33-73	45.2%		
	Totals		33-73	7-22	6-9	11	40	51	14	10	79	18	8	9	5	3	35	7-22	31.8%		

Major Fouls: NONE

Dead Ball Rebounds: 1, 0

PITT		STATE		Points from Turnovers		PITT STATE		Period by Period Scoring			
Biggest lead	3 (1 st 9:02)	49 (4 th 5:49)	Turnovers	6	23	1st	2nd	3rd	4th	TOT	
Best Scoring Run	16 (4 th 2:01)	13 (1 st 0:32)	Paint	10	44	PITT	8	6	14	16	44
Lead Changes	1		Second Chance	13	13	STATE	20	22	28	9	79
Times Tied	0		Fast Breaks	0	14						
Time with Lead	01:18	38:26	Bench	22	23						

10

MISSISSIPPI STATE 89, CHARLOTTE 59

Dec. 7, 2025 | Starkville, Miss. | Humphrey Coliseum | 3,473



Official Basketball Box Score - Final
Charlotte at Mississippi St.
12/07/25 Humphrey Coliseum, Starkville
2025-26 Women's Basketball

Game Time: 7:00 PM
Game Duration: 1:54
Attendance: 3,473

Officials: Angel Kent, Tasha Smith, Roy Gulbeyan

Charlotte - 59		Record: 4-6										Shooting By Period									
NO.	Name	Min	FG	3P	FT	Rebounds		Fouls		TP	AS	TO	ST	Blocks		+/-	1st FG%	2nd FG%	3rd FG%	4th FG%	GM FG%
						OR	DR	OR	DR					PF	FD						
1	Asianae Nicholson	F 30:34	2-7	0-0	1-2	5	5	10	4	2	5	1	2	0	1	1	-28	7-19	36.8%		
10	Janavia Gage	F 19:06	0-3	0-0	0-0	2	2	4	1	0	0	1	1	1	0	0	-20	0-0	0.0%		
0	Zoe Best	G 33:22	4-10	4-7	2-2	1	1	2	1	1	14	0	1	0	0	0	-37	6-15	40.0%		
4	Princess Anderson	G 22:27	2-16	2-6	1-2	0	1	1	2	3	17	1	3	3	0	3	-9	1-3	33.3%		
12	Imani Smith	G 24:41	7-6	0-1	0-2	0	2	2	2	5	4	3	1	2	1	2	-10	1-4	25%		
3	Karen Nimo	08:36	0-3	0-1	0-0	1	1	2	0	0	0	1	3	0	0	0	-8	5-15	33.3%		
2	Tanjah Hayes	23:20	3-10	0-2	1-2	1	3	4	2	1	7	1	3	2	0	1	-24	3-6	50.0%		
15	Daphne White	13:00	2-4	0-0	1-2	2	1	3	1	2	5	1	1	0	0	0	-15	4-6	66.7%		
5	Caitlin Staley	07:54	0-2	0-0	2-2	1	0	1	1	1	2	0	0	0	0	0	-1	4-8	22.2%		
22	Caroline Thiel	06:30	0-0	0-0	0-0	0	0	0	0	0	0	0	0	0	0	0	-1	2-9	22.2%		
13	Tylissa Henderson	02:22	0-2	0-1	0-0	0	0	0	0	0	0	0	0	0	0	0	5	3-4	75%		
7	Taliah Cornish	08:08	2-4	1-3	0-0	0	2	2	1	0	5	0	0	0	0	0	2	22-67	32.8%		
	Team					3	3	6	0	0	0	0	0	0	0	0		7-21	33.3%		
	Totals		22-67	7-21	8-14	16	21	37	15	15	59	9	16	8	2	8	-30	8-14	57.1%		

Major Fouls: NONE

Dead Ball Rebounds: 2, 0

Mississippi St. - 89		Record: 9-1										Shooting By Period									
NO.	Name	Min	FG	3P	FT	Rebounds		Fouls		TP	AS	TO	ST	Blocks		+/-	1st FG%	2nd FG%	3rd FG%	4th FG%	GM FG%
						OR	DR	OR	DR					PF	FD						
25	Favour Nwaedozi	F 21:17	5-11	0-0	0-0	5	6	11	4	1	16	0	1	0	1	2	29	8-19	57.9%		
40	Madison Francis	F 32:27	5-13	0-3	4-6	3	4	7	1	5	14	1	2	1	7	0	31	2-4	50.0%		
2	Destiny McPhaul	G 28:44	6-13	3-7	1-2	0	2	2	1	1	16	3	1	2	0	0	20	8-14	57.1%		
4	Trayanna Crisp	G 30:03	3-4	3-4	2-2	0	1	1	3	2	11	2	2	1	0	0	33	1-5	20.0%		
5	Chandler Prater	G 25:51	7-12	0-1	0-1	0	6	7	13	3	14	2	3	0	0	0	15	4-5	80%		
1	Sanjiah King	14:52	0-3	0-1	0-0	0	4	4	1	0	0	3	1	0	0	0	11	9-18	50.0%		
10	Jaylah Lampley	18:57	6-8	0-2	0-1	2	3	5	1	1	12	1	3	1	0	0	6	2-6	33.3%		
33	Kharlyssa Richardson	12:34	2-3	0-0	0-2	0	3	3	2	1	4	0	2	1	0	0	25	2-6	33.3%		
8	Awa Fane	07:59	0-2	0-1	0-0	0	0	0	0	0	0	1	0	0	0	0	-4	2-6	33.3%		
22	Nataliyah Gray	03:09	0-2	0-1	2-2	0	1	1	0	1	0	0	0	0	0	0	-1	9-20	45.0%		
13	Rocio Jimenez	01:07	0-0	0-0	0-0	0	0	0	0	0	0	0	0	0	0	0	1	1-5	20.0%		
	Team					2	2	4	0	0	0	0	0	0	0	0		37-71	52.1%		
	Totals		37-71	6-20	9-16	18	33	51	16</												

13

MISSISSIPPI STATE 85, LA SALLE 37
Dec. 20, 2025 | Philadelphia, Pa. | John E. Glaser Arena | 490



Official Basketball Box Score - Final
Mississippi St. at La Salle
12/20/25 John E. Glaser Arena, Philadelphia
2025-26 Women's Basketball

Game Time: 12:00 PM
Game Duration: 1:45
Attendance: 490

Officials: Bryan Brunette, Kaitlyn Tortorice, Trevor Inouye

Mississippi St. - 85													Record: 12-1					
NO. Name	Min	FG M-A	3P M-A	FT M-A	Rebounds OR DR TOT	Fouls PF FD	TP	AS	TO	ST	Blocks BS BA	+/-	Shooting By Period					
25 Favour Nwaedozi	F 24:56	5-9	0-0	3-3	6	10	16	3	2	13	3	2	1	0	0	32	1st FG% 3-11	25.0%
40 Madison Francis	F 14:02	1-3	0-0	2-2	1	1	2	1	1	4	2	1	2	1	0	11	3PT% 2-5	40.0%
2 Destiny McPhaul	G 35:14	6-12	2-4	2-2	2	4	6	0	1	16	10	2	6	0	0	42	FT% 2-2	100%
4 Trayanna Crisp	G 30:29	4-12	1-6	1-2	0	0	0	1	2	10	2	1	1	0	1	35	2nd FG% 7-15	46.7%
5 Chandler Prater	G 28:12	5-10	0-3	0-0	2	8	10	3	1	10	2	2	2	0	0	23	3PT% 1-6	16.7%
8 Awa Fane	08:21	2-4	2-2	0-0	0	0	0	0	0	0	0	0	0	0	0	14	FT% 3-7	42.9%
10 Jaylah Lampley	30:16	8-12	2-4	0-0	3	3	6	1	0	18	2	4	1	0	0	46	3rd FG% 7-17	41.2%
33 Kharlyssa Richardson	18:02	2-4	0-1	1-2	0	7	7	1	2	5	1	0	0	0	0	19	FT% 1-2	50%
23 Faith Wylder	06:18	1-2	0-0	1-1	1	1	2	0	1	3	0	1	0	0	0	10	4th FG% 10-20	50.0%
22 Nataliyah Gray	04:12	0-2	0-1	0-0	0	0	0	0	0	0	1	0	0	0	0	8	3PT% 1-3	33.3%
Team					2	1	3	0	0	0	0	0	0	0	0		GM FG% 34-70	48.6%
Totals		34-70	7-21	10-12	17	35	52	10	10	85	23	13	13	1	2	48	3PT% 7-21	33.3%

Major Fouls: NONE

Dead Ball Rebounds: 2, 0

La Salle - 37													Record: 6-4					
NO. Name	Min	FG M-A	3P M-A	FT M-A	Rebounds OR DR TOT	Fouls PF FD	TP	AS	TO	ST	Blocks BS BA	+/-	Shooting By Period					
20 Anna Przynszak	F 16:00	1-1	0-0	0-0	2	1	3	1	0	2	1	1	0	0	0	-23	1st FG% 4-18	22.2%
24 Kiera Williams	F 13:22	0-4	0-1	0-0	0	1	1	2	0	0	0	0	0	1	0	-10	3PT% 2-7	28.6%
0 Anyss Macktoon	G 24:26	4-18	1-3	0-0	2	2	4	1	2	9	0	3	3	0	0	-37	FT% 2-2	100%
13 Joan Quinn	G 24:48	1-8	0-0	0-0	3	3	2	1	2	2	3	3	1	0	0	-23	2nd FG% 3-13	23.1%
15 Ashleigh Connor	G 21:06	3-10	1-2	3-5	2	2	4	0	4	10	1	4	1	0	0	-22	3PT% 1-4	25.0%
3 Lauren Patnode	19:29	2-8	1-5	0-0	0	2	2	1	1	5	2	1	1	0	0	-17	FT% 1-2	50%
10 Ivona Miljanic	14:46	1-2	1-2	0-0	1	1	1	0	1	3	0	0	0	0	0	-11	3rd FG% 4-17	23.5%
7 Amiya Moses	22:27	2-4	0-1	0-0	3	0	3	1	0	4	1	3	0	0	0	-31	FT% 1-4	25.0%
11 Sania Jenkins	15:39	0-4	0-2	0-0	0	0	0	0	0	0	0	1	1	2	0	-21	FT% 0-0	0%
6 Jana Mbambo Njoya	08:42	1-2	0-0	0-0	0	0	0	0	1	2	0	0	0	0	0	-11	4th FG% 4-14	28.6%
22 Yar Manyiel	11:12	0-0	0-0	0-0	1	2	3	1	0	0	0	2	0	0	0	-17	3PT% 0-5	0.0%
33 Ava Hoy	08:04	0-1	0-1	0-0	2	2	2	1	0	0	0	1	0	0	0	-17	FT% 0-0	0%
Team					2	3	5	0	0	0	3	0	0	0	0		GM FG% 15-62	24.2%
Totals		15-62	4-20	3-5	12	19	31	10	10	37	8	22	8	2	1	-48	3PT% 4-20	20.0%

Major Fouls: NONE

Dead Ball Rebounds: 2, 0

MSS		LAS		Points from		AU		STATE		Period by Period Scoring				
Biggest lead	50 (4 th 0:50)	3 (1 st 9:37)	Turnovers	31	7	1st	24	2nd	18	3rd	25	4th	85	
Best Scoring Run	13 (2 nd 5:40)	7 (2 nd 1:37)	Paint	46	22	1st	12	2nd	14	3rd	15	4th	54	
Lead Changes	1	0	Second Chance	16	9	1st	26	2nd	38	3rd	23	4th	112	
Times Tied	0	0	Fast Breaks	21	3	1st	12	2nd	14	3rd	13	4th	25	
Time with Lead	38:45	00:52	Bench	32	14	1st	14	2nd	15	3rd	13	4th	54	

14

MISSISSIPPI STATE 112, SAMFORD 54
Dec. 28, 2025 | Starkville, Miss. | Humphrey Coliseum | 3,588



Official Basketball Box Score - Final
Samford at Mississippi St.
12/28/25 Humphrey Coliseum, Starkville
2025-26 Women's Basketball

Game Time: 2:02 PM
Game Duration: 1:42
Attendance: 3,588

Officials: Felicia Grinter, Melissa Barlow, Jody Cantrell

Samford - 54													Record: 6-10					
NO. Name	Min	FG M-A	3P M-A	FT M-A	Rebounds OR DR TOT	Fouls PF FD	TP	AS	TO	ST	Blocks BS BA	+/-	Shooting By Period					
10 Aubrey Blankenship	F 29:07	3-10	3-10	0-0	0	1	1	0	0	0	0	0	0	0	0	0	1st FG% 5-15	33.3%
12 Carla Baguda	F 17:50	0-3	0-0	0-0	0	3	3	0	0	0	0	0	0	0	0	-31	3PT% 0-7	0.0%
3 Kaylee Yarbrough	G 23:05	6-15	2-8	0-0	0	3	3	1	1	14	0	2	0	0	0	-45	FT% 2-3	66.7%
11 Brianna Rivera	G 22:13	3-9	3-9	0-0	0	0	0	0	0	9	0	2	0	0	0	-42	2nd FG% 5-17	29.4%
22 Sierra Godbolt	G 16:47	1-4	1-1	0-0	0	0	0	0	1	3	3	0	0	0	0	-36	3PT% 4-12	33.3%
1 Jada Knight	20:57	1-5	0-2	2-3	0	0	0	0	1	6	4	4	3	2	0	-22	FT% 0-0	0%
5 Frances Morris	23:11	3-7	1-3	0-0	1	1	2	2	0	7	1	0	0	0	0	-27	3rd FG% 5-17	29.4%
33 Mantha Bishop	14:27	1-3	0-1	1-2	1	4	5	4	1	3	3	1	0	0	0	-20	4th FG% 4-10	40.0%
20 Alyssa Tarpley	12:48	0-0	0-0	0-0	0	0	0	0	0	0	0	0	0	0	0	-16	FT% 1-2	50%
21 Sydney Martin	11:31	2-7	1-4	0-0	0	2	2	0	0	5	2	0	0	0	0	-2	3PT% 3-11	27.3%
4 Camryn Register	02:16	0-0	0-0	0-0	0	0	0	0	0	0	0	0	0	0	0	0	GM FG% 20-65	30.8%
32 Yael Maayan	02:16	0-0	0-0	0-0	0	0	0	0	0	0	0	0	0	0	0	0	3PT% 11-40	27.5%
Team					4	1	5	0	0	0	0	0	0	0	0		FT% 3-5	60.0%
Totals		20-65	11-40	3-5	6	16	22	15	9	54	13	12	3	3	9	-58	Dead Ball Rebounds: 2, 0	

Major Fouls: NONE

Dead Ball Rebounds: 2, 0

Mississippi St. - 112													Record: 13-1					
NO. Name	Min	FG M-A	3P M-A	FT M-A	Rebounds OR DR TOT	Fouls PF FD	TP	AS	TO	ST	Blocks BS BA	+/-	Shooting By Period					
10 Jaylah Lampley	F 27:23	10-12	3-3	1-2	4	6	10	0	1	24	2	1	2	1	1	49	1st FG% 10-18	55.6%
25 Favour Nwaedozi	F 25:46	12-18	0-1	6-8	5	5	10	0	4	30	2	1	1	4	0	53	3PT% 1-2	50.0%
40 Madison Francis	F 25:38	10-14	1-3	2-3	6	5	11	0	2	23	1	1	1	4	0	55	FT% 4-6	66.7%
2 Destiny McPhaul	G 22:28	2-4	1-3	3-3	0	2	2	3	2	8	10	1	0	0	0	47	2nd FG% 12-20	60.0%
5 Chandler Prater	G 31:00	4-8	2-3	0-0	2	8	10	2	1	10	6	2	3	1	1	57	3PT% 1-3	33.3%
1 Sanyah King	24:25	0-4	0-1	0-0	0	3	3	2	0	4	4	1	0	0	0	18	FT% 1-2	50%
33 Kharlyssa Richardson	21:16	2-8	0-0	5-6	0	0	0	2	4	9	0	1	0	2	0	9	3rd FG% 12-16	75.0%
8 Awa Fane	12:19	2-4	1-3	1-1	0	1	1	0	1	6	0	0	0	0	0	1	4th FG% 5-7	71.4%
23 Faith Wylder	07:29	1-1	0-0	0-0	1	3	4	0	2	2	0	0	0	0	0	1	FT% 9-9	100%
13 Rocio Jimenez	02:16	0-0	0-0	0-0	0	1	1	0	0	0	1	0	1	0	0	0	3PT% 9-19	47.4%
Team					0	4	4	0	0	0	0	0	0	0	0		3PT% 1-5	20.0%
Totals		43-73	8-17	18-23	18	38	56	9	15	112	25	7	8	9	3	58	GM FG% 43-73	58.9%

Major Fouls: NONE

Dead Ball Rebounds: 1, 1

SAM		STATE		Points from		AU		STATE		Period by Period Scoring				
Biggest lead	0 (1 st 10:00)	60 (4 th 4:32)	Turnovers	8	19	1st	12	2nd	14	3rd	15	4th	54	
Best Scoring Run	5 (4 th 1:52)	14 (3 rd 4:32)	Paint	14	64	1st	26	2nd	38	3rd	23	4th	112	
Lead Changes	0	0	Second Chance	6	28	1st	12	2nd	14	3rd	13	4th	25	
Times Tied	0	0	Fast Breaks	5	16	1st	14	2nd	15	3rd	13	4th	54	
Time with Lead	00:00	39:49	Bench	19	17	1st	26	2nd	38	3rd	23	4th	112	

15

MISSISSIPPI STATE 75, AUBURN 53
Jan. 1, 2026 | Starkville, Miss. | Humphrey Coliseum | 3,710



17

MISSISSIPPI STATE 80, #20 TENNESSEE 90
Jan. 8, 2026 | Starkville, Miss. | Humphrey Coliseum | 3,905



Official Basketball Box Score - Final
Tennessee at Mississippi St.
01/08/26 Humphrey Coliseum, Starkville
2025-26 Women's Basketball

Game Time: 6:32 PM
Game Duration: 1:57
Attendance: 3,905

Officials: Gina Cross, Toni Paillo, Timothy Greene

Tennessee - 90		Record: 11-3 (3-0)											
NO.	Name	Min	FG	3P	FT	Rebounds	Fouls	TP	AS	TO	ST	Blocks	+/-
			M/A	M/A	M/A	OR DR TOT	PF	FD				BS BA	
0	Janiah Barker	F 27:28	7-13	2-5	2-4	4 2 6	2 3	18	4	2	1	2 0 0	6
1	Nya Robertson	G 20:15	1-4	0-2	0-0	2 1 3	3 1	2	1	1	0 0 1	-1	
13	Mia Pauldo	G 28:03	8-12	2-5	8-9	0 2 2	3 9	26	3	2	2 0 0	9	
15	Jaida Civil	G 18:30	3-7	1-3	0-0	2 3 5	1 0	7	0	1	0 0 0	5	
55	Talaysia Cooper	G 25:14	6-11	2-5	0-0	0 6 6	3 1	14	5	2	3 1 2	7	
11	Zee Spearman	26:08	6-12	2-3	0-2	4 1 5	1 1	14	1	5	1 0 1	11	
12	Mya Pauldo	11:49	0-1	0-1	0-0	1 1 2	2 0	0	1	0	0 0 1	1	
25	Deniya Prawl	14:08	2-5	0-1	0-0	1 0 1	2 0	4	1	0	2 0 0	3	
33	Alyssa Latham	19:15	0-0	0-0	2-2	0 1 1	3 1	2	0	1	2 0 0	6	
7	Lauren Hurst	09:10	1-2	1-2	0-0	0 1 1	2 0	3	0	0	0 0 0	3	
Team						2 1 3	0	0	0	0	0	0	0
Totals			34-67	10-27	12-17	16 19 35	22 16	90	16	14	11 5 4	10	

Shooting By Period

1st FG% 10-16 62.5%

3PT% 4-7 57.1%

FT% 2-3 66.7%

2nd FG% 9-18 50.0%

3PT% 2-8 25.0%

FT% 1-2 50.0%

3rd FG% 7-16 43.8%

3PT% 4-7 57.1%

FT% 5-6 83.3%

4th FG% 8-17 47.1%

3PT% 5-6 83.3%

FT% 4-6 66.7%

GM FG% 34-67 50.7%

3PT% 10-27 37.0%

FT% 12-17 70.6%

Dead Ball Rebounds: 2, 0

Major Fouls: NONE

Points from Turnovers: 15

Points from Paint: 42

Points from Second Chance: 12

Points from Fast Breaks: 17

Points from Bench: 23

Period by Period Scoring

1st	2nd	3rd	4th	TOT
26	21	23	20	90

MSU 26 21 23 20 90

STATE 19 18 22 21 80

Biggest lead: 18 (3rd 4:50)

Best Scoring Run: 10 (2nd 5:31)

Lead Changes: 4

Times Tied: 4

Time with Lead: 36:27

Points from Turnovers: 15

Points from Paint: 42

Points from Second Chance: 12

Points from Fast Breaks: 17

Points from Bench: 23

Period by Period Scoring

1st	2nd	3rd	4th	TOT
26	21	23	20	90

MSU 26 21 23 20 90

STATE 19 18 22 21 80

18

MISSISSIPPI STATE 68, #18 OLE MISS 93
Jan. 11, 2026 | Oxford, Miss. | SJB Pavilion | 4,634



Official Basketball Box Score - Final
Mississippi State at Ole Miss
01/11/26 The Sandy and John Black Pavilion at Ole Miss, Oxford, Miss.
2025-26 Ole Miss Women's Basketball

Game Time: 5:00 PM
Game Duration: 1:52
Attendance: 4,634

Officials: Katie Lukanich, Nykesha Thompson, Eric Koch

Mississippi State - 68		Record: 14-4 (1-3)											
NO.	Name	Min	FG	3P	FT	Rebounds	Fouls	TP	AS	TO	ST	Blocks	+/-
			M/A	M/A	M/A	OR DR TOT	PF	FD				BS BA	
25	Favour Nwaedoz	F 28:47	4-7	0-0	6-10	5 6 11	4 6	14	1	2	0 0 0	-15	
33	Kharyssa Richardson	F 16:55	0-3	0-1	0-0	0 1 1	4 0	0	0	1	0 0 0	-21	
40	Madison Francis	F 33:39	6-17	0-0	3-6	3 4 7	2 8	15	1	3	2 3 2	-21	
2	Destiny McPhaul	G 31:27	5-11	2-4	0-0	0 1 1	1 0	12	4	5	2 0 1	-17	
4	Trayanna Crisp	G 22:29	0-3	0-1	0-0	1 2 3	1 1	0	2	2	0 0 0	-23	
1	Saniyah King	18:29	1-3	0-2	2-2	0 1 1	2 2	4	1	1	0 0 0	-17	
5	Chandler Prater	25:09	6-8	3-4	0-0	1 1 2	1 0	15	1	1	0 0 0	-7	
10	Jaylah Lampley	15:08	2-6	0-2	0-2	2 1 3	0 1	4	1	0	0 0 1	0	
13	Rocio Jimenez	01:11	0-0	0-0	0-2	0 0 0	1 0	1	0	0	0 0 0	-3	
22	Nataliyah Gray	04:42	1-2	0-0	1-2	1 0 1	1 1	3	0	0	0 0 0	-4	
8	Awa Fane	02:04	0-1	0-1	1-2	0 0 0	0 1	1	0	0	0 0 0	3	
Team						3 5 8	0	0	0	0	0	0	0
Totals			25-61	5-15	13-26	15 22 37	15 22	68	11	16	4 4 4	-25	

Shooting By Period

1st FG% 8-15 53.3%

3PT% 1-5 20.0%

FT% 0-1 0.0%

2nd FG% 6-14 42.9%

3PT% 3-5 60.0%

FT% 3-5 60.0%

3rd FG% 4-17 23.5%

3PT% 1-3 33.3%

FT% 4-8 50.0%

4th FG% 7-15 46.7%

3PT% 0-2 0.0%

FT% 6-12 50.0%

GM FG% 25-61 41.0%

3PT% 5-15 33.3%

FT% 13-26 50.0%

Dead Ball Rebounds: 6, 0

Major Fouls: NONE

Points from Turnovers: 15

Points from Paint: 38

Points from Second Chance: 9

Points from Fast Breaks: 8

Points from Bench: 27

Period by Period Scoring

1st	2nd	3rd	4th	TOT
17	18	13	20	68

MSU 17 18 13 20 68

OM 21 29 21 22 93

Biggest lead: 0 (1st 10:00)

Best Scoring Run: 6 (1st 3:55)

Lead Changes: 0

Times Tied: 0

Time with Lead: 00:00

Points from Turnovers: 8

Points from Paint: 30

Points from Second Chance: 2

Points from Fast Breaks: 7

Points from Bench: 27

Period by Period Scoring

1st	2nd	3rd	4th	TOT
17	18	13	20	68

MSU 17 18 13 20 68

OM 21 29 21 22 93

19

MISSISSIPPI STATE 84, #5 VANDERBILT 89
Jan. 15, 2026 | Starkville, Miss. | Humphrey Coliseum | 4,062



Official Basketball Box Score - Final
Vanderbilt at Mississippi St.
01/15/26 Humphrey Coliseum, Starkville
2025-26 Women's Basketball

Game Time: 5:32 PM
Game Duration: 1:54
Attendance: 4,082

Officials: Natasha Curry, Teresa Stack, Bill Larrance

Vanderbilt - 89		Record: 18-0 (5-0)											
NO.	Name	Min	FG	3P	FT	Rebounds	Fouls	TP	AS	TO	ST	Blocks	+/-
			M/A	M/A	M/A	OR DR TOT	PF	FD				BS BA	
35	Sacha Washington	F 31:04	4-4	0-0	1-2	4 3 7	1 4	9	1	3	1 1 0	3	
1	Mikayla Blakes	G 40:00	11-23	5-12	11-11	1 4 5	2 13	38	7	3	0 0 0	5	
3	Aubrey Galvan	G 26:22	3-9	0-4	2-2	0 3 3	3 2	8	5	1	0 0 0	6	
13	Justine Pissott	G 38:19	4-9	4-8	0-0	1 4 5	4 0	12	4	2	0 1 0	3	
15	Njakalenga Mwenetanda	G 17:26	2-4	1-2	2-2	0 2 2	1 1	7	0	1	2 1 0	1	
14	Aiyana Mitchell	23:56	4-6	0-0	2-3	3 5 8	2 4	10	1	1	1 0 0	9	
2	Jada Brown	20:41	2-4	1-2	0-0	0 0 0	1 0	5	2	2	0 0 0	0	
8	Ava Black	02:12	0-1	0-1	0-0	0 0 0	0 0	0	0	0	0 0 0	-2	
Team						1 2 3	0	0	0	0	0	0	0
Totals			30-60	11-29	18-20	10 23 33	14 24	89	20	13	4 4 0	5	

Shooting By Period

1st FG% 7-14 50.0%

3PT% 4-4 100%

FT% 2-2 100%

2nd FG% 6-15 40.0%

3PT% 2-7 28.6%

FT% 2-2 100%

3rd FG% 9-16 56.3%

3PT% 2-5 40.0%

FT% 10-12 83.3%

4th FG% 8-15 53.3%

3PT% 3-8 37.5%

FT% 4-4 100%

GM FG% 30-60 50.0%

3PT% 11-29 37.9%

FT% 18-20 90.0%

Dead Ball Rebounds: 1, 0

Major Fouls: NONE

Points from Turnovers: 15

Points from Paint: 32

Points from Second Chance: 6

Points from Fast Breaks: 3

Points from Bench: 15

Period by Period Scoring

1st	2nd	3rd	4th	TOT
20	16	30	23	89

VANDY 20 16 30 23 89

STATE 16 19 20 29 84

Biggest lead: 13 (4th 9:27)

Best Scoring Run: 10 (4th 9:27)

Lead Changes: 11

Times Tied: 8

Time with Lead: 31:08

Points from Turnovers: 15

Points from Paint: 32

Points from Second Chance: 6

Points from Fast Breaks: 3

Points from Bench: 15

Period by Period Scoring

1st	2nd	3rd	4th	TOT
20	16	30	23	89

VANDY 20 16 30 23 89

STATE 16 19 20 29 84

20

MISSISSIPPI STATE 71, #7 KENTUCKY 59
Jan. 18, 2026 | Starkville, Miss. | Humphrey Coliseum | 4,612



Official Basketball Box Score - Final
Kentucky at Mississippi St.
01/18/26 Humphrey Coliseum, Starkville
2025-26 Women's Basketball

Game Time: 2:02 PM
Game Duration: 1:55
Attendance: 4,612

Officials: Felicia Grinter, Angel Kent, Fatou Cissoko-Stephens

Kentucky - 59		Record: 17-3 (4-2)											
NO.	Name	Min	FG	3P	FT	Rebounds	Fouls	TP	AS	TO	ST	Blocks	+/-
			M/A	M/A	M/A	OR DR TOT	PF	FD				BS BA	
0	Jordan Obi	F 37:01	6-11	0-1	0-0	3 4 7	5 1	12	1	3	2 1 3	-10	
32	Amelias Hasset	F 38:56	4-10	2-7	1-2	2 3 5	3 1	11	0	0	2 0 0	-10	
13	Clara Strack	C 39:22	3-16	0-2	4-6	5 10 15	2 5	10	1	0	1 5 2	-10	
5	Tonie Morgan	G 36:05	6-14	0-2	3-7	1 2 3	2 7	15	7	1	2 0 1	-9	
8	Asia Boone	G 37:35	4-18	3-16	0-0	0 3 3	2 2	11	0	1	1 0 1	-18	
4	Lexi Blue	07:24	0-2	0-1	0-0	0 0 0	0 0	0	0	1	0 0 0	0	
20	Kaelyn Carroll	01:41	0-1	0-0	0-0	0 0 0	0 0	0	0	0	0 0 0	-3	
33	Josie Gilvin	01:56	0-0	0-0	0-0	0 0 0	0 0	0	0	0	0 0 0	-1	
Team						1 1 2	0	0	0	0	0	0	0
Totals			23-72	5-29	8-15	12 23 35	17 16	59	9	6	8 6 7	-12	

Shooting By Period

1st FG% 3-15 20.0%

3PT% 1-3 33.3%

FT% 6-8 75.0%

2nd FG% 9-20 45.0%

3PT% 2-10 20.0%

FT% 0-0 0.0%

3rd FG% 5-18 27.8%

3PT% 1-8 12.5%

FT% 0-1 0.0%

4th FG% 6-19 31.6%

3PT% 1-8 12.5%

FT% 2-6 33.3%

GM FG% 23-72 31.9%

3PT% 5-29 17.2%

FT% 8-15 53.3%

Dead Ball Rebounds: 3, 0

Major Fouls: NONE

Points from Turnovers: 15

Points from Paint: 38

Points from Second Chance: 5

Points from Fast Breaks: 8

Points from Bench: 0

Period by Period Scoring

1st	2nd	3rd	4th	TOT
18	12	18	23	71

UK 18 12 18 23 71

STATE 16 19 20 29 84

Biggest lead: 6 (3rd 8:18)

Best Scoring Run: 14 (2nd 3:26)

Lead Changes: 4

Times Tied: 0

Time with Lead: 09:47

Points from Turnovers: 15

Points from Paint: 38

Points from Second Chance: 5

Points from Fast Breaks: 8

Points from Bench: 0

Period by Period Scoring

1st	2nd	3rd	4th	TOT
18	12	18	23	71

UK 18 12 18 23 71

STATE 16 19 20 29 84

21

MISSISSIPPI STATE 80, #23 ALABAMA 90
Jan. 25, 2026 | Tuscaloosa, Ala. | Coleman Coliseum | 2,791



Official Basketball Box Score - Final
Mississippi St. at Alabama
01/25/26 Coleman Coliseum, Tuscaloosa
2025-26 Women's Basketball

Game Time: 2:00 PM
Game Duration: 2:11
Attendance: 2,791

Mississippi St. - 78 Record: 15-6 (2-5)

NO. Name	Min	FG		3P		FT		Rebounds		Fouls		TP	AS	TO	ST	Blocks		+/-
		M-A	M-A	M-A	M-A	OR	DR	OR	DR	PF	FD					BS	BA	
25 Favour Nwaedozi	F 30:52	6-11	0-0	7-8	3	4	7	1	5	19	1	2	0	0	0	2	0	-9
33 Kharyssa Richardson	F 19:34	1-4	0-0	0-0	0	2	2	4	0	2	0	3	0	0	0	0	0	-8
40 Madison Francis	F 35:54	7-17	1-2	1-3	2	6	8	4	4	16	2	6	7	1	4	9	0	-8
2 Destiny McPhaul	G 31:40	2-7	0-3	4-4	1	0	1	3	4	8	5	0	0	0	0	0	0	0
4 Trayanna Crisp	G 27:14	2-7	1-6	6-6	2	1	3	2	4	11	2	2	0	0	0	0	0	-9
5 Chandler Prater	18:23	1-3	0-1	0-0	1	3	4	5	0	2	0	0	1	0	0	0	0	0
1 Saniyah King	11:58	3-4	0-0	0-0	0	0	0	0	0	6	1	0	1	1	0	0	0	-1
10 Jaylah Lampley	20:52	6-9	2-4	0-0	1	3	4	1	0	14	0	1	1	0	1	3	0	0
85 Melissa Guillet	03:33	0-0	0-0	0-0	0	0	0	0	0	0	1	0	0	0	0	0	0	-6
Totals		28-62	4-16	18-21	13	21	34	21	16	78	12	15	10	1	7	1	7	-7

Shooting By Period
1st FG% 5-17 29.4%
3PT% 0-4 0.0%
FT% 4-5 80.0%
2nd FG% 6-15 40.0%
3PT% 1-4 25.0%
FT% 4-4 100.0%
3rd FG% 11-15 73.3%
3PT% 3-4 75.0%
FT% 4-5 80.0%
4th FG% 6-15 40.0%
3PT% 0-4 0.0%
FT% 6-7 85.7%
GM FG% 28-62 45.2%
3PT% 4-16 25.0%
FT% 18-21 85.7%

Dead Ball Rebounds: 0
Major Fouls: NONE

Alabama - 85 Record: 18-3 (4-3)

NO. Name	Min	FG		3P		FT		Rebounds		Fouls		TP	AS	TO	ST	Blocks		+/-
		M-A	M-A	M-A	M-A	OR	DR	OR	DR	PF	FD					BS	BA	
31 Naomi Jones	F 22:37	3-4	0-0	4-5	3	1	4	3	4	10	0	2	0	6	0	23	0	0
15 Ta'Mia Scott	G 15:29	1-2	1-2	1-2	0	2	2	3	1	4	2	1	2	0	0	0	0	-8
20 Diana Collins	G 35:10	5-10	3-4	2-4	1	5	6	3	2	15	5	4	0	0	0	4	0	0
22 Karly Weathers	G 39:13	5-10	3-5	0-0	5	5	1	0	13	6	0	5	0	0	7	0	0	0
23 Jessica Timmons	G 35:4	7-15	3-6	11-11	0	2	2	1	11	28	2	3	0	0	0	7	0	0
21 Essence Cody	14:59	2-2	1-1	0-0	2	2	1	1	5	0	2	0	0	0	0	0	0	-6
1 Ace Austin	24:34	3-6	2-3	2-2	1	5	6	3	2	10	2	1	2	1	0	9	0	0
32 Alancia Ramsey	12:15	0-1	0-0	0-0	1	1	2	0	0	2	1	1	0	1	1	1	0	-1
Totals		26-50	13-21	20-24	6	24	30	17	21	85	19	16	10	7	1	7	0	19

Shooting By Period
1st FG% 9-9 55.6%
3PT% 4-6 66.7%
FT% 1-2 50.0%
2nd FG% 7-15 46.7%
3PT% 3-6 50.0%
FT% 3-3 100.0%
3rd FG% 6-13 46.2%
3PT% 2-3 66.7%
FT% 7-8 87.5%
4th FG% 8-13 61.5%
3PT% 4-6 66.7%
FT% 9-11 81.8%
GM FG% 25-50 50.0%
3PT% 13-21 61.9%
FT% 20-24 83.3%

Dead Ball Rebounds: 1
Major Fouls: Jones (TP) 1 0 0 19

	MSU		ALA	
	1st	2nd	3rd	4th
Biggest lead	4 (3 rd 0:19)	9 (4 th 1:11)		
Best Scoring Run	7 (3 rd 8:25)	9 (3 rd 3:42)		
Lead Changes	18	6		
Times Tied	10	5		
Time with Lead	13:01	22:54		

Points from	MSU		ALA	
	Turnovers	Paint	Second Chance	Bench
Turnovers	19	16		
Paint	36	24		
Second Chance	17	6		
Fast Breaks	16	5		
Bench	22	15		

Period by Period Scoring	MSU				ALA					
	1st	2nd	3rd	4th	TOT	1st	2nd	3rd	4th	TOT
MSU	14	17	29	18	78	15	20	21	29	85
ALA	15	20	21	29	85					

22

MISSISSIPPI STATE 77, #15 TENNESSEE 62
Jan. 29, 2026 | Knoxville, Tenn. | Food City Center | 10,418



Official Basketball Box Score - Final
Mississippi State at Tennessee
01/29/26 Food City Center, Knoxville, Tennessee
2025-26 Women's Basketball

Game Time: 6:32 PM
Game Duration: 2:07
Attendance: 10,418

Mississippi State - 77 Record: 16-6 (3-5)

NO. Name	Min	FG		3P		FT		Rebounds		Fouls		TP	AS	TO	ST	Blocks		+/-
		M-A	M-A	M-A	M-A	OR	DR	OR	DR	PF	FD					BS	BA	
25 Favour Nwaedozi	F 35:02	2-11	0-0	7-8	6	8	14	3	5	11	1	2	2	0	0	16	0	0
33 Kharyssa Richardson	F 28:41	9-11	1-1	2-4	0	4	4	1	3	21	1	6	1	0	0	6	0	0
40 Madison Francis	F 34:47	5-6	1-1	1-2	2	8	10	4	1	12	3	3	1	3	0	18	0	0
2 Destiny McPhaul	G 34:22	3-8	2-5	1-2	1	5	6	3	4	9	5	5	1	0	0	22	0	0
4 Trayanna Crisp	G 32:04	4-9	3-7	4-4	0	5	5	4	7	15	1	2	3	0	0	18	0	0
5 Chandler Prater	11:58	1-3	0-0	0-0	0	2	2	0	2	0	2	0	0	0	0	0	0	-2
1 Saniyah King	07:28	0-1	0-1	0-0	0	1	1	2	0	0	0	0	0	0	0	0	0	0
10 Jaylah Lampley	08:58	3-4	1-2	0-0	1	2	3	1	0	7	0	2	0	0	0	2	0	0
85 Melissa Guillet	06:40	0-3	0-1	0-0	0	0	0	0	0	0	0	0	0	0	0	0	0	-1
Totals		27-56	8-18	15-20	12	38	50	20	17	77	11	24	10	3	1	15	0	15

Shooting By Period
1st FG% 3-10 30.0%
3PT% 1-4 25.0%
FT% 2-2 100.0%
2nd FG% 10-19 52.6%
3PT% 5-9 55.6%
FT% 1-2 50.0%
3rd FG% 7-14 50.0%
3PT% 2-4 50.0%
FT% 8-10 80.0%
4th FG% 7-13 53.8%
3PT% 0-1 0.0%
FT% 4-6 66.7%
GM FG% 27-56 48.2%
3PT% 8-18 44.4%
FT% 15-20 75.0%

Dead Ball Rebounds: 6
Major Fouls: NONE

Tennessee - 62 Record: 14-4 (6-1)

NO. Name	Min	FG		3P		FT		Rebounds		Fouls		TP	AS	TO	ST	Blocks		+/-
		M-A	M-A	M-A	M-A	OR	DR	OR	DR	PF	FD					BS	BA	
11 Zee Spearman	F 19:40	3-6	0-2	3-3	2	3	5	4	2	9	0	1	0	0	0	11	0	0
33 Alyssa Latham	F 22:53	1-2	0-0	2-2	0	0	0	4	2	4	0	2	0	1	1	11	0	0
1 Nya Robertson	G 13:49	0-4	0-3	0-0	1	2	3	0	0	3	1	0	1	0	0	0	0	-9
25 Deniyah Prawl	G 24:16	1-5	0-2	0-6	2	0	2	0	2	0	0	2	0	0	0	0	0	-5
55 Talaysia Cooper	G 28:44	9-24	1-5	0-0	1	3	4	1	0	19	4	6	1	0	0	0	0	-4
0 Jariah Barker	28:21	3-10	1-2	3-4	1	5	6	2	10	0	0	0	0	0	0	0	0	-19
7 Lauren Hurst	06:31	0-0	0-0	0-0	0	0	0	0	0	0	0	0	0	0	0	0	0	-1
13 Mia Paldou	26:07	4-9	2-5	3-5	0	1	1	3	6	13	1	2	4	0	0	0	0	0
15 Jaide Civil	17:35	1-7	0-2	3-3	2	0	2	1	3	5	0	0	0	0	0	0	0	-9
12 Mya Paldou	05:31	0-0	0-0	0-0	0	1	0	0	0	0	0	0	0	0	0	0	0	0
4 Kanyia Boyd	06:33	0-0	0-0	0-0	0	1	0	0	0	0	0	1	0	0	0	0	0	-12
Totals		22-69	4-21	14-23	15	16	31	20	20	62	8	15	11	1	3	15	0	15

Shooting By Period
1st FG% 6-18 33.3%
3PT% 0-5 0.0%
FT% 3-4 75.0%
2nd FG% 5-16 31.3%
3PT% 1-4 25.0%
FT% 3-6 50.0%
3rd FG% 5-18 27.8%
3PT% 2-8 25.0%
FT% 4-5 80.0%
4th FG% 6-17 35.3%
3PT% 1-4 25.0%
FT% 7-8 87.5%
GM FG% 22-69 31.9%
3PT% 4-21 19.0%
FT% 14-23 60.9%

Dead Ball Rebounds: 3, 0
Major Fouls: NONE

	STATE		TENN	
	1st	2nd	3rd	4th
Biggest lead	20 (3 rd 2:44)	5 (2 nd 9:43)		
Best Scoring Run	9 (2 nd 1:03)	5 (4 th 5:32)		
Lead Changes	7	11		
Times Tied	6	11		
Time with Lead	25:22	10:42		

Points from	STATE		TENN	
	Turnovers	Paint	Second Chance	Bench
Turnovers	16	20		
Paint	32	30		
Second Chance	11	11		
Fast Breaks	35	11		
Bench	9	28		

Period by Period Scoring	STATE				TENN					
	1st	2nd	3rd	4th	TOT	1st	2nd	3rd	4th	TOT
STATE	9	26	24	18	77	12	14	16	20	62
TENN	12	14	16	20	62					

23

MISSISSIPPI STATE 80, MISSOURI 88
Feb. 1, 2026 | Starkville, Miss. | Humphrey Coliseum | 4,214



Official Basketball Box Score - Final
Missouri at Mississippi St.
02/01/26 Humphrey Coliseum, Starkville
2025-26 Women's Basketball

Game Time: 2:02 PM
Game Duration: 1:51
Attendance: 4,214

Missouri - 88 Record: 15-9 (3-6)

NO. Name	Min	FG		3P		FT		Rebounds	
----------	-----	----	--	----	--	----	--	----------	--

25

MISSISSIPPI STATE 85, GEORGIA 71
Feb. 12, 2026 | Starkville, Miss. | Humphrey Coliseum | 3,651



Official Basketball Box Score - Final
Georgia at Mississippi St.
02/12/26 Humphrey Coliseum, Starkville
2025-26 Women's Basketball

Game Time: 6:32 PM
Game Duration: 1:59
Attendance: 3,651

Officials: Katie Lukanich, Karen Presto, Ieynwa Seales

Georgia - 71		Record: 19-6 (5-6)												
NO.	Name	Min	FG	3P	FT	Rebounds	Fouls	TP	AS	TO	ST	Blocks	+/-	
			M-A	M-A	M-A	OR DR TOT	PF					BS BA		
33	Mia Woolfolk	F 29:50	3-8	0-0	5-7	1 3 4	4 5	11	0	2	2	1 2	-2	
21	Aicha Ndour	C 10:18	0-0	0-0	0-0	1 3 4	0 1	0	0	1	0	3 0	-12	
0	Trinity Turner	G 37:49	6-12	3-6	0-0	0 6 6	4 2	15	5	8	2	0 0	-9	
3	Dani Carnegie	G 27:27	4-16	1-7	0-0	1 1 0	1 0	9	2	4	0	0 1	-16	
14	Rylie Theuerkauf	G 36:40	8-12	5-7	5-5	1 2 3	3 5	26	0	2	0	0 2	-14	
22	Vera Ojenuwa	05:03	0-1	0-0	1-2	0 0 0	2 1	1	0	1	0	0 1	1	
2	Savannah Henderson	10:18	2-4	1-3	0-0	0 0 0	1 1	5	1	0	0	0 0	-5	
11	Enjulina Gonzalez	11:23	0-1	0-0	0-0	0 1 1	1 1	0	0	1	0	0 0	-8	
4	Miyah Verse	22:01	2-3	0-0	0-1	0 4 4	2 1	4	0	0	2	0 0	-2	
8	Zhen Craft	02:04	0-0	0-0	0-0	0 0 0	1 0	0	0	0	1	0 0	-2	
1	Jocelyn Faison	07:07	0-0	0-0	0-0	0 0 0	1 0	0	1	1	0	0 0	3	
Team						2 5 7	0	0	0	0	0	0		
Totals			25-57	10-23	11-15	5 25 30	19 17	71	9	20	6	5 6	-14	

Major Fouls: Turner (TF) 3 1st 5:56

Shooting By Period

1st FG% 7-16 43.8%

3PT% 2-7 28.6%

FT% 2-2 100%

2nd FG% 6-12 50.0%

3PT% 4-6 66.7%

FT% 2-2 100%

3rd FG% 4-15 26.7%

3PT% 1-6 16.7%

FT% 3-6 50%

4th FG% 8-14 57.1%

3PT% 3-4 75.0%

FT% 4-5 80%

GM FG% 25-57 43.9%

3PT% 10-23 43.5%

FT% 11-15 73.3%

Dead Ball Rebounds: 2, 0

26

MISSISSIPPI STATE 75, ARKANSAS 66
Feb. 16, 2026 | Fayetteville, Ark. | Bud Walton Arena | 2,101



Official Basketball Box Score - Final
Mississippi St. at Arkansas
02/16/26 Bud Walton Arena, Fayetteville
2025-26 Women's Basketball

Game Time: 6:30 PM
Game Duration: 1:49
Attendance: 2,101

Officials: Pualani Spurlock, Maj Forstberg, Kevin Fahy

Mississippi St. - 75		Record: 18-8 (5-7)												
NO.	Name	Min	FG	3P	FT	Rebounds	Fouls	TP	AS	TO	ST	Blocks	+/-	
			M-A	M-A	M-A	OR DR TOT	PF					BS BA		
10	Jaylah Lampley	F 31:38	6-10	3-5	1-2	2 7 9	1 1	16	2	2	0	0 1	10	
25	Favour Nwaedozi	F 29:41	6-13	0-0	1-2	4 6 10	3 2	13	2	3	3	0 1	5	
33	Kharyssa Richardson	F 16:53	2-4	1-2	0-0	2 4 6	2 2	5	0	4	1	0 0	19	
40	Madison Francis	F 32:11	5-10	3-5	0-0	1 6 7	3 1	13	3	1	0	2 1	23	
4	Trayanna Crisp	G 26:37	3-9	3-8	2-2	0 3 3	3 3	11	5	3	1	0 0	23	
2	Destiney McPhaul	22:28	1-3	1-3	2-2	0 1 1	3 2	5	6	3	1	0 0	3	
5	Chandler Prater	13:25	0-1	0-0	1-2	0 1 1	2 1	1	0	3	1	0 0	-7	
1	Saniyah King	02:50	0-1	0-0	0-0	0 0 0	0 0	0	0	1	0	0 0	-8	
9	Awa Fane	15:31	3-6	3-6	0-0	0 0 0	0 0	9	0	1	0	0 0	-14	
85	Melissa Guillet	08:11	1-3	0-2	0-0	1 2 3	1 1	2	1	0	0	0 0	-7	
22	Nataliyah Gray	00:35	0-0	0-0	0-0	0 1 0	0 0	0	0	1	0	0 0	-2	
Team						2 2 4	0	0	0	0	0	0		
Totals			27-60	14-32	7-10	12 33 45	20 13	75	19	22	7	2 3	9	

Major Fouls: NONE

Shooting By Period

1st FG% 7-14 50.0%

3PT% 3-5 60.0%

FT% 1-2 50%

2nd FG% 7-13 53.8%

3PT% 5-9 55.6%

FT% 0-0 0%

3rd FG% 7-16 43.8%

3PT% 3-8 37.5%

FT% 2-2 100%

4th FG% 6-17 35.3%

3PT% 3-10 30.0%

FT% 4-6 66.7%

GM FG% 27-60 45.0%

3PT% 14-32 43.8%

FT% 7-10 70.0%

Dead Ball Rebounds: 3, 1

Mississippi St. - 85		Record: 17-8 (4-7)												
NO.	Name	Min	FG	3P	FT	Rebounds	Fouls	TP	AS	TO	ST	Blocks	+/-	
			M-A	M-A	M-A	OR DR TOT	PF					BS BA		
10	Jaylah Lampley	F 17:43	1-4	1-2	0-0	0 1 1	1 0	3	0	1	0	0 0	0	
25	Favour Nwaedozi	F 26:14	4-7	0-0	3-4	4 8 12	5 2	11	3	4	1	2 18		
33	Kharyssa Richardson	F 24:17	5-9	0-0	7-7	1 6 7	3 4	17	1	0	0	1 11		
40	Madison Francis	F 34:44	7-12	1-1	2-3	0 8 8	4 3	17	1	4	1	4 15		
4	Trayanna Crisp	G 32:20	4-7	3-5	0-0	2 2 2	2 3	11	4	3	2	0 0	14	
2	Destiney McPhaul	29:33	6-10	4-6	2-2	1 1 2	2 2	18	6	1	4	1 5		
5	Chandler Prater	24:45	3-10	0-3	2-2	0 2 2	1 3	8	2	1	1	1 0	6	
1	Saniyah King	06:20	0-1	0-1	0-0	0 0 0	0 0	0	0	0	0	0 0	3	
13	Rocio Jimenez	04:04	0-0	0-0	0-0	0 0 0	0 0	0	0	0	0	0 0	-2	
Team						1 1 2	0	0	0	0	0	0		
Totals			30-60	9-18	16-18	7 29 36	18 18	85	16	15	9	6 5	14	

Major Fouls: Francis (TF) 3 1st 5:56

Shooting By Period

1st FG% 9-16 56.3%

3PT% 3-4 75.0%

FT% 0-0 0%

2nd FG% 9-17 52.9%

3PT% 3-7 42.9%

FT% 1-1 100%

3rd FG% 5-15 33.3%

3PT% 1-4 25.0%

FT% 7-9 77.8%

4th FG% 7-12 58.3%

3PT% 2-3 66.7%

FT% 9-9 100%

GM FG% 30-60 50.0%

3PT% 9-18 50.0%

FT% 16-18 88.9%

Dead Ball Rebounds: 0, 0

Arkansas - 66		Record: 11-16 (0-12)												
NO.	Name	Min	FG	3P	FT	Rebounds	Fouls	TP	AS	TO	ST	Blocks	+/-	
			M-A	M-A	M-A	OR DR TOT	PF					BS BA		
21	Ashlynn Chlarson	C 17:45	1-6	0-1	4-4	1 0 1	2 3	6	0	1	0	0 0	-13	
10	Taleyah Jones	G 46:00	7-17	1-6	3-4	1 3 4	0 6	18	2	5	3	2 0	9	
11	Wyvette Mayberry	G 22:04	2-3	1-4	2-2	0 1 1	2 3	7	1	1	3	0 1	-4	
22	Bonnie Deas	G 34:06	4-12	1-1	2-2	2 4 6	4 4	10	1	2	0	0 0	-16	
23	Emity Robinson	G 37:56	3-7	2-3	2-2	0 5 5	2 1	10	2	0	3	1 0	-12	
1	Maria Anais Rodriguez	16:16	3-6	1-1	0-1	1 1 2	1 1	7	0	2	1	0 0	9	
3	Harmonie Ware	15:08	2-4	1-1	0-0	0 3 3	0 0	5	2	2	2	0 0	5	
15	Jada Bates	05:42	0-2	0-0	0-0	0 1 1	0 0	0	0	2	0	1 0	15	
44	Maryn Archer	05:04	0-1	0-1	1-2	0 0 0	1 1	1	0	0	0	0 0	-5	
34	Jenna Lawrence	05:59	0-3	0-2	2-2	1 0 1	1 1	2	0	0	0	0 0	-5	
Team						5 1 6	0	0	0	0	0	0		
Totals			22-66	7-24	15-19	11 19 30	13 20	66	8	13	15	3 2	-9	

Major Fouls: NONE

Shooting By Period

1st FG% 4-18 22.2%

3PT% 0-5 0.0%

FT% 2-3 66.7%

2nd FG% 4-18 22.2%

3PT% 0-4 0.0%

FT% 6-9 66.7%

3rd FG% 8-15 53.3%

3PT% 3-8 37.5%

FT% 3-3 100%

4th FG% 6-15 40.0%

3PT% 4-7 57.1%

FT% 4-4 100%

GM FG% 22-66 33.3%

3PT% 7-24 29.2%

FT% 15-19 78.9%

Dead Ball Rebounds: 3, 2

UGA		STATE	
Biggest lead	7 (1 st 3:04)	18 (3 rd 0:51)	
Best Scoring Run	10 (3 rd 7:20)	13 (2 nd 8:09)	
Lead Changes	3		
Times Tied	3		
Time with Lead	05:02	31:47	

Game Notes: 3rd Quarter: 5:56 Double Tech on MSU #40 Madison Francis and UGA #0 Trinity Turner •

MSU		ARK	
Biggest lead	21 (3 rd 6:40)	0 (1 st 10:00)	
Best Scoring Run	13 (1 st 5:44)	8 (2 nd 8:56)	
Lead Changes	6		

29

MISSISSIPPI STATE 64, TEXAS A&M 68
Feb. 26, 2026 | College Station, Texas | Reed Arena | 2,932



Official Basketball Box Score - Final
Mississippi St. at Texas A&M
02/26/26 Reed Arena, Bryan-College Station
2025-26 Women's Basketball

Game Time: 7:00 PM
Game Duration: 2:04
Attendance: 2,932

Officials: Denise Brooks, Eric Brewton, Frank Stratore

Mississippi St. - 64		Record: 18-11 (5-10)															
NO.	Name	Min	FG	3P	FT	Rebounds	Fouls	TP	AS	TO	ST	Blocks	+/-				
			M/A	M/A	M/A	OR DR TOT	PF					BS BA					
25	Favour Nwaedozi	F 27:50	4-12	0-0	3-4	5	9	14	2	6	11	1	1	0	2	-1	
40	Madison Francis	F 35:40	9-17	0-1	1-2	4	5	9	3	4	19	2	2	2	0	-11	
2	Destiney McPhaul	G 29:14	1-9	0-4	1-3	0	2	2	2	3	2	3	1	0	1	-11	
4	Trayanna Crisp	G 36:37	3-7	3-6	3-4	1	1	2	3	3	12	3	1	1	0	0	
10	Jaylah Lampley	G 05:13	0-1	0-1	0-0	0	1	0	0	0	0	0	1	0	0	-10	
5	Chandler Prater	34:47	5-9	1-3	2-2	2	7	9	3	5	13	4	3	4	0	6	
33	Kharyssa Richardson	16:30	2-9	1-3	1-2	0	0	0	1	1	6	0	1	1	0	0	
8	Awa Fane	11:32	0-3	0-3	0-0	1	1	2	2	0	0	3	1	0	0	0	
1	Saniyah King	02:37	0-0	0-0	0-0	0	0	0	0	0	0	0	0	0	0	-6	
Team						2	1	3	0	0	0	0	0	0	0	0	
Totals			24-67	5-21	11-17	16	26	42	17	21	64	15	13	10	2	3	-4

Major Fouls: NONE

Shooting By Period		
1st FG%	5-17	29.4%
3PT%	1-7	14.3%
FT%	1-2	50%
2nd FG%	6-20	30.0%
3PT%	1-3	33.3%
FT%	0-1	0%
3rd FG%	8-17	47.1%
3PT%	1-5	20.0%
FT%	4-6	66.7%
4th FG%	5-13	38.5%
3PT%	2-6	33.3%
FT%	6-8	75%
GM FG%	24-67	35.8%
3PT%	5-21	23.8%
FT%	11-17	64.7%

Dead Ball Rebounds: 5, 0

30

MISSISSIPPI STATE 63, #6 LSU 72
Mar. 1, 2026 | Starkville, Miss. | Humphrey Coliseum | 5,337



Official Basketball Box Score - Final
LSU at Mississippi St.
03/01/26 Humphrey Coliseum, Starkville
2025-26 Women's Basketball

Game Time: 3:02 PM
Game Duration: 1:58
Attendance: 5,337

Officials: Kyle Bacon, Toni Patton, Royce Beverly

LSU - 72		Record: 26-4 (12-4)															
NO.	Name	Min	FG	3P	FT	Rebounds	Fouls	TP	AS	TO	ST	Blocks	+/-				
			M/A	M/A	M/A	OR DR TOT	PF					BS BA					
13	Kate Koval	F 24:15	2-4	0-0	0-0	0	7	7	2	0	4	0	2	0	5	1	17
4	Flau'jae Johnson	G 20:18	1-6	0-3	2-2	0	0	0	2	2	4	1	1	0	0	0	0
11	ZaKiyah Johnson	G 09:48	0-2	0-0	1-2	1	0	1	1	2	1	0	2	1	0	2	-14
12	Mikaylah Williams	G 40:00	10-17	2-3	4-5	3	12	15	0	6	26	4	8	1	0	1	9
30	Jada Richard	G 36:00	4-7	2-3	2-2	0	4	4	2	1	12	2	4	4	0	0	-1
2	Grace Knox	09:00	0-0	0-0	0-0	0	2	2	2	0	0	0	0	1	1	0	-7
1	Amiya Joyner	23:50	4-8	0-0	1-1	4	4	8	2	1	9	0	1	0	0	2	13
3	Bella Hines	09:18	0-2	0-1	0-0	0	1	1	0	0	0	0	0	0	0	0	10
23	M'Laysia Fulwiley	27:31	7-15	1-4	1-4	1	4	1	3	2	16	4	1	2	2	2	18
Team						2	3	5	0	0	1	0	0	1	0	0	0
Totals			28-61	5-14	11-16	10	34	44	14	14	72	11	20	10	8	8	9

Major Fouls: Joyner (F1) 3rd 5:54

Shooting By Period		
1st FG%	4-14	28.6%
3PT%	1-4	25.0%
FT%	3-3	100%
2nd FG%	10-18	55.6%
3PT%	2-5	40.0%
FT%	1-2	50%
3rd FG%	6-16	37.5%
3PT%	1-3	33.3%
FT%	6-7	85.7%
4th FG%	8-13	61.5%
3PT%	1-2	50.0%
FT%	1-4	25%
GM FG%	28-61	45.9%
3PT%	5-14	35.7%
FT%	11-16	68.8%

Dead Ball Rebounds: 3, 0

Texas A&M - 68		Record: 13-11 (6-9)															
NO.	Name	Min	FG	3P	FT	Rebounds	Fouls	TP	AS	TO	ST	Blocks	+/-				
			M/A	M/A	M/A	OR DR TOT	PF					BS BA					
32	Lauren Ware	F 34:37	3-6	0-0	1-2	1	4	5	4	2	7	1	4	3	3	0	12
44	Falmata Jannah	F 34:04	4-8	3-4	4-4	0	11	11	2	3	15	1	2	4	0	0	14
1	Ny'Ceara Pryor	G 37:28	6-14	1-4	3-4	0	1	2	2	16	11	2	3	0	1	3	
10	Lemayah Hyton	G 22:44	3-5	3-4	0-1	0	2	2	1	2	9	0	3	0	0	0	9
20	Janae Kent	G 27:30	4-11	2-4	1-1	0	5	4	3	11	0	2	0	0	0	0	-19
6	Jordan Webster	12:27	0-0	0-0	0-0	0	0	0	0	0	0	0	0	1	0	0	15
25	Salesa Blow	17:19	3-8	0-3	3-4	0	0	0	0	3	4	9	0	1	0	0	-5
24	Emerald Parker	04:11	0-0	0-0	0-0	0	0	0	0	4	0	0	0	1	0	0	-11
26	Anita Franchini	07:08	0-0	0-0	1-2	1	1	2	1	1	0	0	0	0	0	0	-7
4	Chaney Spencer	02:32	0-0	0-0	0-0	0	0	0	0	0	0	0	0	0	0	0	1
Team						2	4	6	0	0	0	0	0	0	0	0	0
Totals			23-52	9-19	13-18	4	28	32	21	17	68	13	15	11	3	2	4

Major Fouls: NONE

Shooting By Period		
1st FG%	4-13	30.8%
3PT%	3-5	60.0%
FT%	1-2	50%
2nd FG%	5-14	35.7%
3PT%	0-2	0.0%
FT%	3-4	75%
3rd FG%	5-12	41.7%
3PT%	4-7	57.1%
FT%	2-4	50%
4th FG%	9-13	69.2%
3PT%	2-5	40.0%
FT%	7-8	87.5%
GM FG%	23-52	44.2%
3PT%	9-19	47.4%
FT%	13-18	72.2%

Dead Ball Rebounds: 4, 0

Mississippi St. - 63		Record: 18-12 (5-11)															
NO.	Name	Min	FG	3P	FT	Rebounds	Fouls	TP	AS	TO	ST	Blocks	+/-				
			M/A	M/A	M/A	OR DR TOT	PF					BS BA					
33	Kharyssa Richardson	F 28:15	6-12	1-1	5-5	0	2	2	1	3	18	0	1	0	0	1	-4
40	Madison Francis	F 36:31	5-16	1-1	2-3	4	5	9	2	2	13	0	7	4	4	2	0
2	Destiney McPhaul	G 19:41	0-6	0-3	0-0	0	1	1	2	0	0	3	2	0	1	2	-5
4	Trayanna Crisp	G 35:29	1-8	0-6	4-6	0	4	4	0	3	6	4	2	3	0	1	-6
5	Chandler Prater	G 23:45	4-11	2-5	0-0	1	4	5	5	1	10	0	1	2	1	1	-3
25	Favour Nwaedozi	35:21	3-6	0-0	4-7	4	7	11	3	5	10	3	2	4	2	1	-13
1	Saniyah King	11:58	2-4	0-2	0-0	0	1	1	1	0	4	1	0	1	0	0	-5
10	Jaylah Lampley	04:12	0-2	0-2	0-0	0	0	0	0	0	0	0	0	0	0	0	-9
8	Awa Fane	04:49	1-3	0-2	0-0	1	1	1	0	0	2	0	0	1	0	0	0
Team						5	1	6	0	0	0	0	0	0	0	0	0
Totals			22-68	4-22	15-21	15	25	40	14	14	63	11	15	15	8	8	-9

Major Fouls: NONE

Shooting By Period		
1st FG%	6-16	37.5%
3PT%	1-6	16.7%
FT%	1-2	50%
2nd FG%	3-14	21.4%
3PT%	0-5	0.0%
FT%	2-3	66.7%
3rd FG%	7-23	30.4%
3PT%	1-6	16.7%
FT%	10-12	83.3%
4th FG%	6-15	40.0%
3PT%	2-5	40.0%
FT%	2-4	50%
GM FG%	22-68	32.4%
3PT%	4-22	18.2%
FT%	15-21	71.4%

Dead Ball Rebounds: 3, 0

MSU		TAMU		Points from		Turnovers		Period by Period Scoring								
Biggest lead	9 (3 rd 2:14)	9 (1 st 5:22)	Paint	30	20	1st	2nd	3rd	4th	TOT	MSU	12	23	21	18	64
Best Scoring Run	13 (2 nd 7:25)	8 (1 st 5:22)	Second Chance	6	3	TAMU	12 <td>13</td> <td>16</td> <td>27</td> <td>68</td> <td></td> <td></td> <td></td> <td></td> <td></td>	13	16	27	68					
Lead Changes	10	6	Fast Breaks	4	0											
Times Tied	6		Bench	19	10											
Time with Lead	22:01	12:31														

LSU		STATE		Points from		Turnovers		Period by Period Scoring								
Biggest lead	15 (2 nd 1:11)	9 (1 st 3:31)	Paint	40	22	1st	2nd	3rd	4th	TOT	LSU	12	23	19	18	72
Best Scoring Run	16 (2 nd 5:28)	13 (3 rd														

IN THE POLLS

ASSOCIATED PRESS POLL

Final - Released on April 6.

RANK	SCHOOL	RECORD	POINTS
1	UCLA	37-1	775 (31)
2	South Carolina	36-4	739
3	UConn	38-1	704
4	Texas	35-4	696
5	Duke	27-9	641
6	TCU	32-6	582
7	Michiagn	28-7	578
8	LSU	29-6	540
9	Notre Dame	25-11	524
10	Vanderbilt	29-5	518
11	Louisville	29-8	438
12	Oklahoma	26-8	425
13	North Carolina	28-8	382
14	Kentucky	25-11	360
15	Minnesota	24-9	346
16	Iowa	27-7	279
17	Ohio State	27-8	253
18	West Virginia	28-7	246
19	Virginia	22-12	208
20	Maryland	24-9	204
21	Ole Miss	24-12	193
22	Michigan State	23-9	145
23	Baylor	25-9	88
24	Alabama	24-11	80
25	Washington	22-11	48

OTHERS RECEIVING VOTES: Texas Tech 22, Princeton 13, Oklahoma State 11, Illinois 7, Georgia 7, Fairfield 5, Columbia 5, Marshall 3, Villanova 3, Oregon 2, Rhode Island 2, NC State 2, Syracuse 1.

USA TODAY/WBCA COACHES' POLL

Final - Released on April 6.

RANK	SCHOOL	RECORD	POINTS
1	UCLA	37-1	775 (31)
2	South Carolina	36-4	744
3	UConn	38-1	709
4	Texas	35-4	686
5	Duke	27-9	602
6	Michiagn	28-7	584
7	LSU	29-6	568
8	Vanderbilt	29-5	565
9	TCU	32-6	518
10	Oklahoma	26-8	474
11	Louisville	29-8	404
12	Iowa	27-7	390
13	North Carolina	28-8	374
14	Notre Dame	25-11	352
15	Ohio State	27-8	350
16	West Virginia	28-7	327
17	Kentucky	25-11	315
18	Minnesota	24-9	290
19	Maryland	24-9	246
20	Michigan State	23-9	197
21	Baylor	25-9	166
22	Ole Miss	24-12	161
23	Texas Tech	26-8	89
24	Virginia	22-12	51
25	Princeton	26-4	46

OTHERS RECEIVING VOTES: Georgia 29, Alabama 28, Washington 14, Illinois 6, Iowa State 4, South Dakota State 3, Rice 2, Columbia 2, Fairfield 1, James Madison 1, NC State 1, Colorado 1.

NET RANKINGS

Games Through April 5

CURRENT NET RANKING - 42

Average NET Win	179
Average NET Loss	42
vs. Top 100	5-13
QUAD 1 (2-9)	
Home	1-3
(L, 5 LSU) (L, 7 Vanderbilt) (W, 13 Kentucky) (L, 25 Tennessee)	
Away	1-6
(L, 3 South Carolina) (L, 4 Texas) (L, 14 Oklahoma) (L, 21 Ole Miss) (W, 25 Tennessee)	
(L, 24 Alabama) (L, 32 Texas Tech)	
Neutral	0-0
QUAD 2 (1-3)	
Home	1-1
(W, 34 Georgia) (L, 48 Florida)	
Away	0-1
(L, 64 Texas A&M)	
Neutral	0-1
(L, 48 Florida)	
QUAD 3 (3-1)	
Home	2-1
(W, 73 Davidson) (L, 83 Missouri) (W, 87 Auburn)	
Away	1-0
(W, 103 Arkansas)	
Neutral	0-0
QUAD 4 (12-0)	
Home	9-0
(W, 152 ULM) (W, 165 Charlotte) (W, 187 Southern Miss) (W, 230 Georgia State) (W, 264 Pitt) (W, 283 Samford) (W, 298 Alabama State) (W, 315 Jackson State) (W, 353 MVSU)	
Away	1-0
(W, 165 La Salle)	
Neutral	2-0
(W, 164 MTSU) (W, 307 Alcorn)	

FINAL SEC STANDINGS

CONFERENCE STANDINGS

	CONFERENCE					OVERALL					Streak	AP	Coaches
	W-L	Pct.	H	A	N	W-L	Pct.	H	A	N			
South Carolina	15-1	.938	8-0	7-1	0-0	36-4	.900	18-0	11-1	7-3	L1	14-4	15-4
Vanderbilt	13-3	.813	8-0	5-2	0-1	29-5	.853	18-0	7-2	4-3	L1	7-4	7-3
Texas	13-3	.813	8-0	5-3	0-0	35-4	.897	20-0	7-3	8-1	L1	16-4	15-4
LSU	12-4	.750	6-2	6-2	0-0	29-6	.829	15-2	10-2	4-2	L1	6-6	6-6
Oklahoma	11-5	.688	6-2	5-3	0-0	26-8	.765	16-2	6-3	4-3	L1	6-8	7-8
Tennessee	8-8	.500	4-4	4-4	0-0	16-14	.533	9-4	7-6	0-4	L8	2-10	2-11
Ole Miss	8-8	.500	4-2	2-6	2-0	24-12	.667	12-2	4-6	8-3	L1	5-8	5-8
Georgia	8-8	.500	4-3	4-5	0-0	22-10	.688	12-4	6-4	4-2	L2	3-8	3-8
Kentucky	8-8	.500	5-3	3-5	0-0	25-11	.694	12-3	9-5	4-3	L1	6-8	6-9
Texas A&M	7-9	.438	4-4	3-5	0-0	14-13	.519	8-6	4-5	2-2	L2	3-7	3-7
Alabama	7-9	.438	4-4	3-5	0-0	24-11	.686	16-4	3-6	5-1	L1	3-9	3-9
Florida	5-11	.313	4-4	1-7	0-0	18-15	.545	12-5	2-9	3-1	L1	1-10	2-10
Mississippi State	5-11	.313	3-5	2-6	0-0	18-13	.581	13-5	3-7	2-1	L5	2-8	2-8
Missouri	4-12	.250	2-6	2-6	0-0	17-17	.500	9-8	5-7	3-2	L1	0-9	0-10
Auburn	3-13	.188	2-6	1-6	0-1	15-17	.469	9-7	3-8	3-2	L1	1-10	1-9
Arkansas	1-15	.063	1-7	0-8	0-0	12-20	.375	9-9	1-10	2-1	L1	0-9	0-10

^-SEC Champion; #-SEC Tournament Champion

POSTSEASON SCHEDULE/RESULTS

NCAA Tournament
First Round
March 20 (Friday)

Gonzaga vs Ole Miss	ESPN2	W 81-66
Missouri State at Texas	ESPN	W 87-45
Jacksonville at LSU	ESPN	W 116-58
Tennessee vs NC State	ESPN	L 61-76
Idaho at Oklahoma	ESPN	W 89-59

March 21 (Saturday)

Southern at South Carolina	ABC	W 103-34
Virginia vs Georgia	ESPN2	L 73-82 (OT)
James Madison vs Kentucky	ESPNU	W 71-56
Rhode Island vs Alabama	ESPNews	W 68-55
High Point at Vanderbilt	ESPNews	W 102-61

Second Round
March 22 (Sunday)

Ole Miss at Minnesota	ESPN	L 63-65
Texas Tech at LSU	ABC	W 101-47
Oregon at Texas	ESPN	W 100-58
Michigan State at Oklahoma	ESPN	W 77-71

March 23 (Monday)

Alabama at Louisville	ESPN	L 68-69
Kentucky at West Virginia	ESPN2	W 74-73
Illinois at Vanderbilt	ESPN2	W 75-57
Southern Cal at South Carolina	ESPN	W 101-61

Sweet 16
March 27 (Friday)

Notre Dame vs Vanderbilt	ESPN	L 64-67
Duke vs LSU	ESPN	L 85-87

March 28 (Saturday)

Kentucky vs Texas	ABC	TX 76-54
Oklahoma vs South Carolina	ESPN	SC 94-68

Elite Eight
March 30 (Monday)

Michigan vs Texas	ESPN	W 77-41
TCU vs South Carolina	ESPN	W 78-52

Final Four
April 3 (Friday)

South Carolina vs Connecticut	ESPN	W 62-48
Texas vs UCLA	ESPN	L 44-51

National Championship
April 5 (Sunday)

South Carolina vs UCLA	ABC	L 51-79
------------------------	-----	---------



1 SANIYAH KING

SO. | G | 5-7 | WASHINGTON, D.C. | BISHOP IRETON HS | HOWARD *



SCAN OR [CLICK HERE](#) FOR FULL BIO/STATISTICS

SEASON HIGHS

Points	13, vs Vanderbilt, 1/15/26
Rebounds	4, (2x) Last vs Charlotte, 12/7/25
Assists	4, (2x) Last vs Samford, 12/28/25
Blocks	1, at Ole Miss, 1/11/26
Steals	2, (3x) Last at Texas, 2/22/26
FG Made	4, vs Vanderbilt, 1/15/26
FG Attempted	8, vs Pitt, 12/4/25
3-PT FG Made	2, vs Pitt, 12/4/25
3-PT FG Attempted	4, (2x) Last vs Pitt, 12/4/25
FT Made	4, vs Vanderbilt, 1/15/26
FT Attempted	4, vs Vanderbilt, 1/15/26
Minutes	26, at Texas, 2/22/26

SEC HIGHS

Points	13, vs Vanderbilt, 1/15/26
Rebounds	3, vs Vanderbilt, 1/15/26
Assists	3, at Texas, 2/22/26
Blocks	1, at Ole Miss, 1/11/26
Steals	2, (2x) Last at Texas, 2/22/26
FG Made	4, vs Vanderbilt, 1/15/26
FG Attempted	7, (2x) Last at Texas, 2/22/26
3PT FG Made	1, vs Vanderbilt, 1/15/26
3PT FG Attempted	2, (6x) Last vs LSU, 3/1/26
FT Made	4, vs Vanderbilt, 1/15/26
FT Attempted	4, vs Vanderbilt, 1/15/26
Minutes	26, at Texas, 2/22/26

CAREER HIGHS

Points	25, at Morgan State, 2/22/25*
Rebounds	7, vs N.C. Central, 2/8/25*
Assists	9, (2x) Last vs Delaware State, 1/4/25*
Blocks	1, (7x) Last at Ole Miss, 1/11/26
Steals	4, (2x) Last vs South Carolina State, 2/3/25*
FG Made	8, (4x) Last at Morgan State, 2/22/25*
FG Attempted	18 (2x) Last at College of Charleston, 3/24/25*
3-PT FG Made	5, at Morgan State, 2/22/25*
3-PT FG Attempted	7, at Morgan State, 2/22/25*
FT Made	7, vs N.C. Central, 2/8/25*
FT Attempted	9, vs N.C. Central, 2/8/25*
Minutes	40, at Hofstra, 12/8/24*

NOTEABLES

SOPHOMORE (2025-26)

- Scored seven points on a season-high 26 minutes at #4 Texas (Feb. 22)
- Scored a season-high 13 points, her first game in double figures this season, against #5 Vanderbilt with two steals (Jan. 15).
- Collected season-highs of eight points and four assists against Pitt with a pair of makes from deep (Dec. 4).
- Scored five points against Middle Tennessee State (Nov. 25).
- Made her Bulldog debut on a minutes restriction against Jackson State after rehabbing a preseason ankle injury.

FRESHMAN (2024-25) - HOWARD*

- Spent her freshman season at Howard University.
- Started in 31 of 32 games played.
- Averaged 11.5 points, 4.5 assists, 3.1 rebounds and 1.5 steals per game.
- Named MEAC Rookie of the Week 11 times throughout the season.
- Named MEAC Rookie of the Year.
- Her 145 total assists ranked second among all freshman in Division I basketball.

PERSONAL

- Attended Bishop Ireton HS.

KING'S GAME-BY-GAME STATS

DATE	OPPONENT	GS	MIN	FG-FGA	FG%	3FG-3FGA	3FG%	FT-FTA	FT%	OFF-DEF	REB	PF	AST	TO	STL	BLK	PTS
Nov. 3	DAVIDSON		DNP														
Nov. 7	GEORGIA STATE		DNP														
Nov. 9	MISSISSIPPI VALLEY STATE		DNP														
Nov. 13	JACKSON STATE	14:28	1-4	.250	0-1	.000	0-1	.000	0-2	2	1	2	0	0	0	0	2
Nov. 20	at Texas Tech	21:10	1-5	.200	1-4	.250	2-2	1.000	0-4	4	1	0	1	1	0	0	5
Nov. 24	vs Alcorn State	21:21	0-5	.000	0-3	.000	2-2	1.000	0-1	1	2	0	1	2	0	0	2
Nov. 25	vs Middle Tennessee	24:56	2-2	1.000	1-1	1.000	0-0	.000	0-2	2	0	1	2	1	0	0	5
Nov. 30	ULM	13:38	2-5	.400	0-1	.000	0-0	.000	0-1	1	1	1	1	0	0	0	4
Dec. 4	PITT	22:29	3-8	.375	2-4	.500	0-0	.000	0-3	3	3	4	3	1	0	0	8
Dec. 7	CHARLOTTE	14:52	0-3	.000	0-1	.000	0-0	.000	0-4	4	1	3	1	0	0	0	0
Dec. 14	SOUTHERN MISS	2:37	0-0	.000	0-0	.000	0-0	.000	0-0	0	0	0	1	0	0	0	0
Dec. 17	ALABAMA STATE		DNP														
Dec. 20	at La Salle		DNP														
Dec. 28	SAMFORD	24:25	0-4	.000	0-1	.000	0-0	.000	0-3	3	2	4	1	0	0	0	0
Jan. 1	AUBURN	3:01	0-1	.000	0-0	.000	0-0	.000	0-1	1	1	0	1	0	0	0	0
Jan. 4	at #8 Oklahoma	16:40	0-2	.000	0-1	.000	0-0	.000	0-0	0	4	0	1	0	0	0	0
Jan. 8	#20 TENNESSEE	25:28	1-2	.500	0-0	.000	0-0	.000	0-0	0	3	2	1	1	0	0	2
Jan. 11	at #18 Ole Miss	18:29	1-3	.333	0-2	.000	2-2	1.000	0-1	1	2	1	1	0	1	4	4
Jan. 15	#5 VANDERBILT	23:00	4-7	.571	1-2	.500	4-4	1.000	0-3	3	5	2	2	2	0	0	13
Jan. 18	#7 KENTUCKY	6:22	0-2	.000	0-2	.000	0-0	.000	0-0	0	1	0	0	0	0	0	0
Jan. 25	at #23 Alabama	11:58	3-4	.750	0-0	.000	0-0	.000	0-0	0	0	1	1	1	0	0	6
Jan. 29	at #15 Tennessee	7:28	0-1	.000	0-1	.000	0-0	.000	0-1	1	2	0	4	0	0	0	0
Feb. 1	MISSOURI	9:11	0-2	.000	0-2	.000	0-0	.000	1-1	2	0	1	1	0	0	0	0
Feb. 5	at #3 South Carolina	11:56	0-2	.000	0-2	.000	0-0	.000	1-1	2	1	1	1	0	0	0	0
Feb. 12	GEORGIA	6:20	0-1	.000	0-1	.000	0-0	.000	0-0	0	0	0	0	0	0	0	0
Feb. 16	at Arkansas	2:50	0-1	.000	0-1	.000	0-0	.000	0-0	0	0	0	0	1	0	0	0
Feb. 19	FLORIDA	6:09	0-0	.000	0-0	.000	0-0	.000	0-0	0	0	0	0	0	0	0	0
Feb. 22	at #4 Texas	26:22	3-7	.429	0-1	.000	1-1	1.000	0-1	1	0	3	2	2	0	0	7
Feb. 26	at Texas A&M	2:37	0-0	.000	0-0	.000	0-0	.000	0-0	0	1	0	0	0	0	0	0
Mar. 1	#6 LSU	11:58	2-4	.500	0-2	.000	0-0	.000	0-1	1	1	1	0	1	0	4	4
Mar. 4	vs Florida [SECT]	15:41	1-5	.200	0-0	.000	1-1	1.000	0-2	2	1	1	0	0	0	0	3

LED TEAM IN...

Category	Number of Times	Record When
Points	-	-
Rebounds	-	-
Assists	3	2-1
Blocks	-	-
Steals	2	1-1
Minutes	1	0-1
3 FG Made	2	2-0
FT Made	1	0-1
Plus/Minus	2	0-2

PLAYER PRODUCTION CHART

Category	24-25*	25-26	Career
10+ Points	21	1	22
20+ Points	4	-	4
30+ Points	-	-	-
3+ 3FG Made	4	-	4
5+ FT Made	7	-	7
5+ Assists	17	-	17
10+ Assists	-	-	-
5+ Rebounds	5	-	5
10+ Rebounds	-	-	-
3+ Blocks	-	-	-
3+ Steals	5	-	5

YEAR	TEAM	GP	GS	MIN/AVG	FG-FGA	FG%	3FG-3FGA	3FG%	FT-FTA	FT%	OFF-DEF	REB	RPG	AST	APG	TO	STL	SPG	BLK	BPG	PTS	PPG	DBL	DBL
2024-25*	HU	32	31	1029/32.2	127-351	36.2	34-100	34.0	80-107	74.8	24-74	98	3.1	145	4.5	105	49	1.5	6	0.2	368	11.5	0	
2025-26	MSU	26	0	365/14.0	24-80	30.0	5-33	15.2	12-13	92.3	2-32	34	1.3	28	1.1	27	12	0.5	1	0.0	65	2.5	0	
TOTALS		58	31	1394/24.0	151-431	35.0	39-133	29.3	92-120	76.7	26-106	132	2.3	173	3.0	132	61	1.1	7	0.1	433	7.5	0	

2

DESTINEY MCPHAUL

R-SR. | G | 5-9 | PHILADELPHIA, PA. | WEST CATHOLIC HS | NORTHWEST FLORIDA STATE COLLEGE

SCAN OR [CLICK HERE](#) FOR FULL BIO/STATISTICS



SEASON HIGHS

Points	22, vs Pitt, 12/4/25
Rebounds	6, (2x) Last at Tennessee, 12/28/25
Assists	10, (2x) Last vs Samford, 12/28/25
Blocks	2, vs Georgia State, 11/7/25
Steals	6, at La Salle, 12/20/25
FG Made	8, vs Pitt, 12/4/25
FG Attempted	15, vs Tennessee, 1/8/26
3-PT FG Made	3, (3x) Last vs Southern Miss, 12/15/25
3-PT FG Attempted	7, (2x) Last vs Charlotte, 12/7/25
FT Made	6, vs Davidson, 11/3/25
FT Attempted	6, vs Davidson, 11/3/25
Minutes	39, vs Tennessee, 1/8/26

SEC HIGHS

Points	19, vs. Missouri, 3/5/25
Rebounds	6, (2x) Last at Tennessee, 1/29/26
Assists	9, vs Missouri, 2/3/26
Blocks	1, (4x) Last at Oklahoma, 1/4/26
Steals	4, vs Georgia, 2/12/26
FG Made	7, vs. Missouri, 3/5/25
FG Attempted	15, vs Tennessee, 1/8/26
3PT FG Made	4, (2x) Last vs Georgia, 2/12/26
3PT FG Attempted	6, vs Georgia, 2/12/26
FT Made	5, at Tennessee, 1/16/25
FT Attempted	6, at Tennessee, 1/16/25
Minutes	39, vs Tennessee, 1/8/26

CAREER HIGHS

Points	22, vs Pitt, 12/4/25
Rebounds	6, (3x) Last at Tennessee, 1/29/26
Assists	10, (2x) Last vs Samford, 12/28/25
Blocks	2, (2x) Last vs Georgia State, 11/7/25
Steals	6, at La Salle, 12/20/25
FG Made	8, vs Pitt, 12/4/25
FG Attempted	15, vs Tennessee, 1/8/26
3-PT FG Made	4, (2x) Last vs Missouri, 3/5/25
3-PT FG Attempted	7, (2x) Last vs Charlotte, 12/7/25
FT Made	6, vs Davidson, 11/3/25
FT Attempted	6, (3x) Last vs Davidson, 11/3/25
Minutes	39, vs Tennessee, 1/8/26

NOTEABLES

R-SENIOR (2025-26)

- 12 points and six assists in her final collegiate game against Florida (Mar. 4).
 - Team-leading 18 points, six assists, four steals and four makes from distance against Georgia in first game off the bench (Feb. 12).
 - Nine points, six rebounds and five assists in win at #15 Tennessee (Jan. 29).
 - Team-leading six assists in victory against #7 Kentucky (Jan. 18).
 - 14 points and five assists against #20 Tennessee (Jan. 8).
 - 14 points in first SEC game of the year against Auburn (Jan. 1).
 - Second consecutive game with 10 assists in non-con finale against Samford (Dec. 28)
 - First MSU double-double with 16 points and 10 assists against La Salle (Dec. 20), making her the third Bulldog to have a point assists double double in the last 10 years.
 - Knocked down three first half triples in a 14 point performance vs Southern Miss (Dec. 14).
 - Second-straight game with 15+ points after collecting 16 in the win against Charlotte (Dec. 7). Tied her season-high of three made threes.
 - Set a new career-high with 22 points in 22 minutes against Pitt in the ACC/SEC Challenge, including 61.5 percent shooting from the floor (Dec. 4)
 - Scored a then career-high 20 points in the season opener against Davidson (Nov. 3) on 60% shooting.
- ### PRIOR TO MSU
- Spent two seasons at NW Florida St.
 - Averaged 14.4 points, 4.2 rebounds and 4.2 assists in 32.1 minutes her sophomore year.
 - 2024 NJCAA First Team All-American
 - Redshirted her true freshman season at

MCPHAUL'S GAME-BY-GAME STATS

DATE	OPPONENT	GS	MIN	FG-FGA	FG%	3FG-3FGA	3FG%	FT-FTA	FT%	OFF-DEF	REB	PF	AST	TO	STL	BLK	PTS
Nov. 3	DAVIDSON	*	37:18	6-10	.600	2-5	.400	6-6	1.000	1-4	5	3	2	2	2	0	20
Nov. 7	GEORGIA STATE	*	28:34	6-8	.750	3-5	.600	0-0	.000	0-4	4	0	3	1	2	2	15
Nov. 9	MISSISSIPPI VALLEY STATE	*	24:55	3-6	.500	0-1	.000	3-3	1.000	0-2	2	0	3	1	2	0	9
Nov. 13	JACKSON STATE	*	25:12	4-8	.500	0-1	.000	2-4	.500	0-2	2	2	2	2	2	0	10
Nov. 20	at Texas Tech	*	32:10	4-7	.571	2-5	.400	2-2	1.000	1-3	4	0	4	1	1	1	12
Nov. 24	vs Alcorn State	*	27:36	3-7	.429	2-4	.500	1-2	.500	0-3	3	1	2	1	2	0	9
Nov. 25	vs Middle Tennessee	*	35:28	4-8	.500	1-4	.250	0-2	.000	0-3	3	3	5	4	0	0	9
Nov. 30	ULM	*	33:40	4-8	.500	1-3	.333	0-0	.000	0-0	0	2	3	2	2	0	9
Dec. 4	PITT	*	22:14	8-13	.615	2-7	.286	4-4	1.000	0-4	4	1	2	1	2	0	22
Dec. 7	CHARLOTTE	*	28:44	6-13	.462	3-7	.429	1-2	.500	0-2	2	1	3	1	2	0	16
Dec. 14	SOUTHERN MISS	*	31:58	5-9	.556	3-6	.500	1-2	.500	0-0	0	2	4	1	1	0	14
Dec. 17	ALABAMA STATE	*	18:28	0-2	.000	0-1	.000	0-0	.000	0-1	1	1	4	1	2	0	0
Dec. 20	at La Salle	*	35:14	6-12	.500	2-4	.500	2-2	1.000	2-4	6	0	10	2	6	0	16
Dec. 28	SAMFORD	*	22:28	2-4	.500	1-3	.333	3-3	1.000	0-2	2	3	10	0	1	0	8
Jan. 1	AUBURN	*	31:59	6-14	.429	2-5	.400	0-2	.000	0-0	0	1	2	3	2	0	14
Jan. 4	at #8 Oklahoma	*	30:52	3-12	.250	0-4	.000	2-2	1.000	0-3	3	1	1	3	0	1	8
Jan. 8	#20 TENNESSEE	*	38:42	6-15	.400	0-5	.000	2-3	.667	0-3	3	1	5	3	3	0	14
Jan. 11	at #18 Ole Miss	*	31:27	5-11	.455	2-4	.500	0-0	.000	0-1	1	1	4	5	2	0	12
Jan. 15	#5 VANDERBILT	*	20:32	2-6	.333	1-4	.250	0-0	.000	1-1	2	1	1	2	2	0	5
Jan. 18	#7 KENTUCKY	*	26:35	1-6	.167	0-2	.000	2-2	1.000	1-3	4	3	6	2	0	0	4
Jan. 25	at #23 Alabama	*	31:40	2-7	.286	0-3	.000	4-4	1.000	1-0	1	4	5	0	0	0	8
Jan. 29	at #15 Tennessee	*	34:22	3-8	.375	2-5	.400	1-2	.500	1-5	6	3	5	5	1	0	9
Feb. 1	MISSOURI	*	28:58	1-5	.200	0-3	.000	0-0	.000	0-3	3	3	9	3	0	0	2
Feb. 5	at #3 South Carolina	*	20:57	2-6	.333	1-5	.200	0-0	.000	2-2	4	0	3	3	0	0	5
Feb. 12	GEORGIA	*	29:33	6-10	.600	4-6	.667	2-2	1.000	1-1	2	2	6	1	4	0	18
Feb. 16	at Arkansas	*	22:28	1-3	.333	1-3	.333	2-2	1.000	0-1	1	3	6	3	1	0	5
Feb. 19	FLORIDA	*	31:09	1-6	.167	0-2	.000	0-0	.000	0-1	1	3	6	1	1	1	2
Feb. 22	at #4 Texas	*	20:41	1-2	.500	0-1	.000	0-0	.000	0-0	0	2	2	7	3	0	2
Feb. 26	at Texas A&M	*	29:14	1-9	.111	0-4	.000	1-3	.333	0-2	2	2	2	3	1	0	3
Mar. 1	#6 LSU	*	19:41	0-6	.000	0-3	.000	0-0	.000	0-1	1	2	3	2	0	1	0
Mar. 4	vs Florida [SECT]	*	29:12	5-10	.500	2-4	.500	0-0	.000	0-0	0	3	6	2	1	0	12

LED TEAM IN...

Category	Number of Times	Record When
Points	6	4-2
Rebounds	-	-
Assists	19	11-8
Blocks	1	1-0
Steals	11	7-4
Minutes	8	5-3
3 FG Made	12	9-3
FT Made	2	2-0
Plus/Minus	5	5-0

PLAYER PRODUCTION CHART

Category	24-25	25-26	Career
10+ Points	14	13	27
20+ Points	-	2	2
30+ Points	-	-	-
3+ 3FG Made	3	4	7
5+ FT Made	3	1	4
5+ Assists	4	12	16
10+ Assists	-	2	2
5+ Rebounds	3	3	6
10+ Rebounds	-	-	-
3+ Blocks	-	-	-
3+ Steals	4	4	8

YEAR	TEAM	GP	GS	MIN/AVG	FG-FGA	FG%	3FG-3FGA	3FG%	FT-FTA	FT%	OFF-DEF	REB	RPG	AST	APG	TO	STL	SPG	BLK	BPG	PTS	PPG	DBL	DBL
2024-25	MSU	31	1	693/22.4	85-182	46.7	25-66	37.9	55-67	82.1	17-68	85	2.7	78	2.5	66	36	1.2	6	0.2	250	8.1	0	0
2025-26	MSU	31	27	882/28.5	107-251	42.6	37-119	31.1	41-54	75.9	11-67	72	2.3	129	4.2	68	48	1.5	6	0.2	292	9.4	1	1
TOTALS		62	28	1575/25.4	192-433	44.3	62-185	33.5	96-121	79.3	28-129	157	2.5	207	3.3	134	84	1.4	12	0.2	542	8.7	1	1

4 TRAYANNA CRISP

SR. | G | 5-8 | GOODYEAR, ARIZ. | MILLENNIUM HS | ARIZONA STATE * | NORTH CAROLINA !



SCAN OR [CLICK HERE](#) FOR FULL BIO/STATISTICS



SEASON HIGHS

Points	18, vs Missouri, 2/3/26
Rebounds	5, (2x) Last at Tennessee, 1/29/26
Assists	7, vs Alabama State, 12/17/25
Blocks	1, vs Jackson State, 11/13/25
Steals	3, (4x) Last vs LSU, 3/1/26
FG Made	6, (2x) Last vs Missouri, 2/3/26
FG Attempted	15, vs Missouri, 2/3/26
3-PT FG Made	6, vs Missouri, 2/3/26
3-PT FG Attempted	13, vs Missouri, 2/3/26
FT Made	6, (2x) Last at Alabama, 1/25/26
FT Attempted	6, (3x) Last vs LSU, 3/1/26
Minutes	37, at Texas A&M, 2/26/26

SEC HIGHS

Points	18, vs Missouri, 2/3/26
Rebounds	5, (2x) Last at Tennessee, 1/29/26
Assists	7, vs Vanderbilt, 1/16/26
Blocks	1, vs Jackson State, 11/13/25
Steals	3, (3x) Last vs LSU, 3/1/26
FG Made	6 (2x) Last vs Missouri, 2/3/26
FG Attempted	15, vs Missouri, 2/3/26
3PT FG Made	6, vs Missouri, 2/3/26
3PT FG Attempted	13, vs Missouri, 2/3/26
FT Made	6, at Alabama, 1/25/26
FT Attempted	6, (2x) Last vs LSU, 3/1/26
Minutes	37, at Texas A&M, 2/26/26

CAREER HIGHS

Points	23, vs Washington, 2/16/24*
Rebounds	7, vs Washington, 2/16/24*
Assists	7, vs Alabama State, 12/17/25
Blocks	1 (8x) Last vs Jackson State, 11/13/25
Steals	4, (2x) Last vs Stanford, 1/26/24!
FG Made	10, vs Washington, 2/16/24*
FG Attempted	22, vs Washington, 2/16/24*
3-PT FG Made	6, vs Missouri, 2/3/26
3-PT FG Attempted	13, vs Missouri, 2/3/26
FT Made	7, vs Colorado, 1/7/24*
FT Attempted	8, vs Colorado, 1/7/24*
Minutes	50, vs Washington, 2/16/24*

NOTEABLES

SENIOR (2025-26)

- 12 points, including three-triples, with three assists at Texas A&M (Feb. 26).
- Second-consecutive 11 point game with three triples against Arkansas (Feb. 16)
- Season-high 18 points after making career-high six threes against Missouri (Feb. 1).
- 15 points, five rebounds and three assists at #15 Tennessee, including three makes from distance (Jan. 29).
- 11 points against #23 Alabama (Jan. 25).
- Season-highs of seven assists and five rebounds along with eight points against #5 Vanderbilt.
- Scored season-high 17 points in SEC debut against Auburn, 13 of which came in the second half (Jan. 1)
- Fifth game in double-figures against La Salle after scoring 10 (Dec. 20).
- Career-high seven assists against Alabama State (Dec. 17).
- Tied a then season-high of 12 against Texas Tech (Nov. 20)

PRIOR TO MSU

- Spent last season at North Carolina, where she played in 28 games, making one start.
- Spent freshman and sophomore seasons at Arizona State, starting in 35 of 59 games.
- Averaged single-season bests of 12.1 points, 2.9 rebounds, 2.1 assists and 1.3 steals in 34 minutes her sophomore year at ASU.

PERSONAL

- Three-time 5A State Champion at Goodyear Millennium HS in Arizona.
- Was the No. 73 overall prospect in the 2022 class according to ESPN.

CRISP'S GAME-BY-GAME STATS

DATE	OPPONENT	GS	MIN	FG-FGA	FG%	3FG-3FGA	3FG%	FT-FTA	FT%	OFF-DEF	REB	PF	AST	TO	STL	BLK	PTS
Nov. 3	DAVIDSON	*	22:12	0-1	.000	0-1	.000	3-4	.750	0-0	0	4	0	2	0	0	3
Nov. 7	GEORGIA STATE	*	28:59	2-6	.333	2-5	.400	0-0	.000	0-3	3	1	6	0	0	0	6
Nov. 9	MISSISSIPPI VALLEY STATE	*	16:47	1-2	.500	1-1	1.000	0-0	.000	0-2	2	0	3	0	2	0	3
Nov. 13	JACKSON STATE	*	28:37	5-11	.455	2-7	.286	0-0	.000	0-4	4	2	3	1	3	1	12
Nov. 20	at Texas Tech	*	31:25	2-6	.333	2-4	.500	6-6	1.000	0-2	2	1	0	2	0	0	12
Nov. 24	vs Alcorn State	*	18:39	3-8	.375	2-6	.333	0-0	.000	0-2	2	0	3	2	0	0	8
Nov. 25	vs Middle Tennessee	*	30:22	2-4	.500	1-2	.500	0-0	.000	0-1	1	2	4	2	0	0	5
Nov. 30	ULM	*	30:50	4-9	.444	1-3	.333	0-0	.000	2-1	3	0	2	2	2	0	9
Dec. 4	PITT	*	19:57	3-6	.500	2-4	.500	0-0	.000	0-2	2	1	2	0	2	0	8
Dec. 7	CHARLOTTE	*	30:03	3-4	.750	3-4	.750	2-2	1.000	0-1	1	3	2	2	1	0	11
Dec. 14	SOUTHERN MISS	*	33:27	4-10	.400	2-5	.400	2-4	.500	0-3	3	1	4	3	1	0	12
Dec. 17	ALABAMA STATE	*	22:44	3-6	.500	2-4	.500	0-0	.000	0-2	2	0	7	0	1	0	8
Dec. 20	at La Salle	*	30:29	4-12	.333	1-6	.167	1-2	.500	0-0	0	1	2	1	1	0	10
Dec. 28	SAMFORD		DNP														
Jan. 1	AUBURN	*	31:54	6-10	.600	3-7	.429	2-3	.667	0-0	0	2	3	3	0	0	17
Jan. 4	at #8 Oklahoma	*	28:39	2-11	.182	1-5	.200	2-2	1.000	0-2	2	4	1	0	1	0	7
Jan. 8	#20 TENNESSEE	*	31:10	3-6	.500	1-4	.250	2-2	1.000	1-1	2	4	0	3	0	0	9
Jan. 11	at #18 Ole Miss	*	22:29	0-3	.000	0-1	.000	0-0	.000	1-2	3	1	2	2	0	0	0
Jan. 15	#5 VANDERBILT	*	33:51	2-9	.222	2-6	.333	2-2	1.000	1-4	5	2	7	2	3	0	8
Jan. 18	#7 KENTUCKY	*	32:18	5-8	.625	4-5	.800	2-2	1.000	0-2	2	4	2	3	0	0	16
Jan. 25	at #23 Alabama	*	27:14	2-7	.286	1-6	.167	6-6	1.000	2-1	3	2	2	2	0	0	11
Jan. 29	at #15 Tennessee	*	32:04	4-9	.444	3-7	.429	4-4	1.000	0-5	5	4	1	2	3	0	15
Feb. 1	MISSOURI	*	35:09	6-15	.400	6-13	.462	0-0	.000	0-1	1	3	4	1	1	0	18
Feb. 5	at #3 South Carolina	*	19:58	1-7	.143	0-4	.000	1-1	1.000	0-1	1	1	0	1	0	0	3
Feb. 12	GEORGIA	*	32:20	4-7	.571	3-5	.600	0-0	.000	0-2	2	2	4	3	2	0	11
Feb. 16	at Arkansas	*	26:37	3-9	.333	3-8	.375	2-2	1.000	0-3	3	5	5	3	1	0	11
Feb. 19	FLORIDA	*	25:44	2-7	.286	1-4	.250	0-0	.000	0-2	2	1	2	4	0	0	5
Feb. 22	at #4 Texas	*	9:24	1-1	1.000	0-0	.000	0-0	.000	0-0	0	1	1	4	0	0	2
Feb. 26	at Texas A&M	*	36:37	3-7	.429	3-6	.500	3-4	.750	1-1	2	3	3	1	1	0	12
Mar. 1	#6 LSU	*	35:29	1-8	.125	0-6	.000	4-6	.667	0-4	4	0	4	2	3	0	6
Mar. 4	vs Florida [SECT]	*	19:37	1-5	.200	1-4	.250	0-0	.000	0-0	0	1	2	2	0	0	3

LED TEAM IN...

Category	Number of Times	Record When
Points	2	1-1
Rebounds	-	-
Assists	6	4-2
Blocks	-	-
Steals	5	4-1
Minutes	4	2-2
3 FG Made	17	10-7
FT Made	2	0-2
Plus/Minus	4	3-1

PLAYER PRODUCTION CHART

Category	22-23*	23-24*	24-25!	25-26	Career
10+ Points	5	24	6	13	48
20+ Points	-	1	-	-	1
30+ Points	-	-	-	-	-
3+ 3FG Made	-	6	2	8	16
5+ FT Made	1	3	-	2	6
5+ Assists	3	3	-	4	10
10+ Assists	-	-	-	-	-
5+ Rebounds	3	6	1	2	12
10+ Rebounds	-	-	-	-	-
3+ Blocks	-	-	-	-	-
3+ Steals	-	5	-	4	9

YEAR	TEAM	GP	GS	MIN/AVG	FG-FGA	FG%	3FG-3FGA	3FG%	FT-FTA	FT%	OFF-DEF	REB	RPG	AST	APG	TO	STL	SPG	BLK	BPG	PTS	PPG	DBL	DBL
2022-23*	ASU	28	7	605/21.6	51-170	30.0	14-59	23.7	36-50	72.0	16-49	65	2.3	37	1.3	38	16	0.6	1	0.0	152	5.4	0	
2023-24*	ASU	31	28	1065/34.4	140-345	40.6	42-126	33.3	52-68	76.5	20-69	89	2.9	66	2.1	51	41	1.3	4	0.1	374	12.1	0	
2024-25*	UNC	28	1	389/13.9	56-148	37.8	21-82	25.6	24-30	80.0	4-37	41	1.5	32	1.1	19	15	0.5	2	0.1	157	5.6	0	
2025-26	MSU	30	30	825/27.5	82-214	38.3	53-143	37.1	44-52	84.6	8-54	62	2.1	81	2.7	55	28	0.9	1	0.0	261	8.7	0	
TOTALS		117	66	2883/24.6	329-877	37.5	130-410	31.7	156-200	78.0	48-209	257	2.2	216	1.8	163	100	0.9	8	0.1	944	8.1	0	

5

CHANDLER PRATER

GR. | G/F | 5-10 | KANSAS CITY, MO. | NORTH KANSAS CITY HS | KANSAS * | OKLAHOMA STATE !

SCAN OR [CLICK HERE](#) FOR FULL BIO/STATISTICS



SEASON HIGHS

Points	25, vs Mississippi Valley State, 11/9/25
Rebounds	13, vs Charlotte, 12/7/25
Assists	6, vs Samford, 12/28/25
Blocks	2, vs Georgia State, 11/7/25
Steals	4, at Texas A&M, 2/26/26
FG Made	8, vs Southern Miss, 12/14/25
FG Attempted	12, vs Charlotte, 12/7/25
3-PT FG Made	4, vs Mississippi Valley State, 11/9/25
3-PT FG Attempted	6, vs Mississippi Valley State, 11/9/25
FT Made	9, vs Mississippi Valley State, 11/9/25
FT Attempted	9, vs Mississippi Valley State, 11/9/25
Minutes	35, at Texas A&M, 2/26/26

SEC HIGHS

Points	15, at Ole Miss, 1/11/26
Rebounds	9, (3x) Last at Texas A&M, 2/26/26
Assists	5, vs Missouri, 3/5/25
Blocks	2, (2x) Last at Georgia, 1/12/25
Steals	4, at Texas A&M, 2/26/26
FG Made	6 (2x) Last at Ole Miss, 1/11/26
FG Attempted	11, (3x) Last vs LSU, 3/1/26
3PT FG Made	3, at Ole Miss, 1/11/26
3PT FG Attempted	5, vs LSU, 3/1/26
FT Made	6, at Auburn, 3/2/25
FT Attempted	6, at Auburn, 3/2/25
Minutes	41, at Vanderbilt, 2/13/25

CAREER HIGHS

Points	25, vs Mississippi Valley State, 11/9/25
Rebounds	16, vs. Nebraska, 3/13/23 *
Assists	6, (4x), Last vs Samford, 12/28/25
Blocks	5, vs. UT Arlington, 1/16/22 *
Steals	5, vs. New Orleans, 11/8/23 *
FG Made	10, at TCU, 3/4/23 *
FG Attempted	19, vs. TCU, 3/4/23 *
3-PT FG Made	4, (2x) Last vs Mississippi Valley State, 11/9/25
3-PT FG Attempted	6, vs Mississippi Valley State, 11/9/25
FT Made	13, at Arizona, 12/8/22 *
FT Attempted	13, at Arizona, 12/8/22 *
Minutes	41, at Vanderbilt, 2/13/25

NOTEABLES

GRADUATE (2025-26)

- 10 points and five rebounds vs LSU (Mar. 1)
- 13 points, nine rebounds, four assists and season-high four steals at Texas A&M (Feb. 26)
- 10 points in win vs #5 Vanderbilt (Jan. 15)
- 15 points on 75 percent shooting from the floor and beyond the arch at #18 Ole Miss (Jan. 11).
- Became first Bulldog since Teaira McCowan in 2019 to collect 5 consecutive double-doubles with 10 points and 10 rebounds vs Samford (Dec. 28). Tied career-high six assists.
- Second-consecutive double-double with 18 points on 72 percent shooting and 10 rebounds vs Southern Miss (Dec. 14).
- Collected her first MSU double-double against Charlotte with 14 points and 13 rebounds (Dec. 7).
- Scored a career-high 25 points against Mississippi Valley State, including tying a career-high four makes from distance.

PRIOR TO MSU

- 2023-24 (Oklahoma St.)
- Played in five games before suffering season ending injury.
- 2019-23 (Kansas)
- Played in 86 games, starting in 33.
 - Won the 2023 WNIT
 - Three Time Academic All-BIG 12 Selection
 - Redshirted her true freshman year.

PERSONAL

- Attended North Kansas City HS.
- Member of the Student-Athlete Advisory Committee (SAAC) at Mississippi State
- Traveled to Atlanta to be apart of the SEC's

PRATER'S GAME-BY-GAME STATS

DATE	OPPONENT	GS	MIN	FG-FGA	FG%	3FG-3FGA	3FG%	FT-FTA	FT%	OFF-DEF	REB	PF	AST	TO	STL	BLK	PTS
Nov. 3	DAVIDSON	*	21:52	3-4	.750	1-1	1.000	1-2	.500	0-7	7	4	2	3	3	0	8
Nov. 7	GEORGIA STATE	*	22:10	2-7	.286	1-2	.500	4-4	1.000	0-4	4	0	3	4	2	2	9
Nov. 9	MISSISSIPPI VALLEY STATE	*	23:22	6-11	.545	4-6	.667	9-9	1.000	2-3	5	0	5	2	0	0	25
Nov. 13	JACKSON STATE	*	23:57	3-4	.750	0-0	.000	4-4	1.000	2-3	5	0	0	3	1	0	10
Nov. 20	at Texas Tech	*	25:49	1-6	.167	0-0	.000	5-6	.833	2-4	6	4	2	4	1	0	7
Nov. 24	vs Alcorn State	*	20:38	2-6	.333	2-4	.500	2-4	.500	3-3	6	0	4	2	2	0	8
Nov. 25	vs Middle Tennessee	*	22:49	4-7	.571	1-2	.500	4-4	1.000	1-4	5	2	4	3	1	0	13
Nov. 30	ULM	*	19:01	1-7	.143	0-2	.000	0-0	.000	2-2	4	0	3	2	0	0	2
Dec. 4	PITT	*	18:36	1-7	.143	0-2	.000	0-0	.000	1-4	5	2	2	0	0	0	2
Dec. 7	CHARLOTTE	*	25:51	7-12	.583	0-1	.000	0-1	.000	6-7	13	3	2	3	0	0	14
Dec. 14	SOUTHERN MISS	*	30:58	8-11	.727	1-2	.500	1-1	1.000	2-8	10	3	3	3	2	1	18
Dec. 17	ALABAMA STATE	*	24:32	3-10	.300	0-2	.000	4-4	1.000	4-7	11	2	2	0	1	0	10
Dec. 20	at La Salle	*	28:12	5-10	.500	0-3	.000	0-0	.000	2-8	10	3	2	2	2	0	10
Dec. 28	SAMFORD	*	31:00	4-8	.500	2-3	.667	0-0	.000	2-8	10	2	6	2	3	1	10
Jan. 1	AUBURN	*	25:08	2-5	.400	2-4	.500	0-0	.000	2-3	5	0	1	1	0	0	6
Jan. 4	at #8 Oklahoma	*	9:29	1-6	.167	0-3	.000	2-2	1.000	1-5	6	0	0	2	1	0	4
Jan. 8	#20 TENNESSEE		DNP														
Jan. 11	at #18 Ole Miss		25:09	6-8	.750	3-4	.750	0-0	.000	0-1	1	0	1	1	0	0	15
Jan. 15	#5 VANDERBILT		26:14	4-10	.400	1-4	.250	1-1	1.000	0-1	1	4	2	1	2	0	10
Jan. 18	#7 KENTUCKY		19:57	4-5	.800	1-1	1.000	0-0	.000	0-5	5	3	1	4	3	0	9
Jan. 25	at #23 Alabama		18:23	1-3	.333	0-1	.000	0-0	.000	1-3	4	5	0	0	1	0	2
Jan. 29	at #15 Tennessee		11:58	1-3	.333	0-0	.000	0-0	.000	0-2	2	2	0	0	1	0	2
Feb. 1	MISSOURI		7:14	0-3	.000	0-1	.000	0-0	.000	0-0	0	0	0	0	0	0	0
Feb. 5	at #3 South Carolina		16:47	1-2	.500	1-2	.500	0-0	.000	0-1	1	3	0	0	1	0	3
Feb. 12	GEORGIA		24:45	3-10	.300	0-3	.000	2-2	1.000	0-2	2	1	2	1	1	1	8
Feb. 16	at Arkansas		13:25	0-1	.000	0-0	.000	1-2	.500	0-1	1	2	0	3	0	0	1
Feb. 19	FLORIDA		14:38	2-7	.286	0-3	.000	1-4	.250	0-1	1	4	0	0	1	0	5
Feb. 22	at #4 Texas		21:32	2-7	.286	0-1	.000	3-3	1.000	0-4	4	2	0	2	2	0	7
Feb. 26	at Texas A&M		34:47	5-9	.556	1-3	.333	2-2	1.000	2-7	9	3	4	3	4	0	13
Mar. 1	#6 LSU	*	23:45	4-11	.364	2-5	.400	0-0	.000	1-4	5	5	0	1	2	1	10
Mar. 4	vs Florida [SECT]	*	21:09	1-5	.200	0-1	.000	0-0	.000	1-2	3	1	2	4	1	0	2

LED TEAM IN...

Category	Number of Times	Record When
Points	2	1-1
Rebounds	3	2-1
Assists	4	4-0
Blocks	2	2-0
Steals	7	6-1
Minutes	-	-
3 FG Made	5	3-2
FT Made	4	3-1
Plus/Minus	5	3-2

PLAYER PRODUCTION CHART

Category	20-21*	21-22*	22-23*	23-24!	24-25	25-26	Career
10+ Points	3	11	14	3	9	11	51
20+ Points	-	-	2	-	-	2	4
30+ Points	-	-	-	-	-	-	-
3+ 3FG Made	-	-	1	-	1	2	4
5+ FT Made	-	2	3	-	1	2	8
5+ Assists	-	1	5	1	1	2	10
10+ Assists	-	-	-	-	-	-	-
5+ Rebounds	1	13	19	3	13	17	66
10+ Rebounds	-	-	6	1	-	5	12
3+ Blocks	-	-	2	-	-	-	2
3+ Steals	1	2	9	1	1	4	18

YEAR	TEAM	GP	GS	MIN/AVG	FG-FGA	FG%	3FG-3FGA	3FG%	FT-FTA	FT%	OFF-DEF	REB	RPG	AST	APG	TO	STL	SPG	BLK	BPG	PTS	PPG	DBL	DBL
2020-21*	KU	20	0	257/12.8	29-77	37.7	4-16	25.0	10-15	66.7	15-33	48	2.4	16	0.8	20	15	0.8	2	0.1	72	3.6	0	
2021-22*	KU	31	3	598/19.3	77-175	44.0	9-39	23.1	58-71	81.7	23-107	130	4.2	43	1.4	57	26	0.8	9	0.3	221	7.1	0	
2022-23*	KU	35	33	997/28.5	125-308	40.6	13-47	27.7	71-90	78.9	63-146	209	6.0	89	2.5	100	60	1.7	23	0.7	334	9.5	0	
2023-24*	OSU	5	0	105/21.0	17-40	42.5	1-5	20.0	5-6	83.3	9-21	30	6.0	10	2.0	15	7	1.4	3	0.6	40	8.0	0	
2024-25	MSU	34	12	768/22.6	80-189	42.3	19-58	32.8	37-42	88.1	35-109	144	4.2	52	1.5	71	29	0.9	11	0.3	216	6.4	0	
2025-26	MSU	30	18	653/21.8	87-205	42.4	23-66	34.9	46-55	83.6	37-114	151	5.0	53	1.8	56	38	1.3	6	0.2	243	8.1	5	
TOTALS		155	66	3379/21.8	415-994	41.8	69-231	29.9	227-279	81.4	182-530	712	4.6	263	1.7	319	175	1.1	54	0.3	1126	7.3	10	

8

AWA FANE

JR. | G | 5-8 | THIES, SENEGAL | LIFE PREPARATORY ACADEMY | PANOLA COLLEGE



SCAN OR [CLICK HERE](#) FOR FULL BIO/STATISTICS



SEASON HIGHS

Points	11, vs Georgia State, 11/7/25
Rebounds	4, (2x) Last vs Florida, 3/4/26
Assists	4, vs Alabama State, 12/17/25
Blocks	
Steals	3, vs Alabama State, 12/17/25
FG Made	4, vs Georgia State, 11/7/25
FG Attempted	9, vs Florida, 3/4/26
3-PT FG Made	3, (2x) Last at Arkansas, 2/16/26
3-PT FG Attempted	6, at Arkansas, 2/16/26
FT Made	2, (2x) Last vs Florida, 3/4/26
FT Attempted	4, at Texas, 2/22/26
Minutes	23, vs Florida, 3/4/26

SEC HIGHS

Points	9, at Arkansas, 2/16/26
Rebounds	2, (2x) Last at Texas A&M, 2/26/26
Assists	3, at Texas A&M, 2/26/26
Blocks	
Steals	2, at Oklahoma, 1/4/26
FG Made	3, at Arkansas, 2/16/26
FG Attempted	6, at Arkansas, 2/16/26
3PT FG Made	3, at Arkansas, 2/16/26
3PT FG Attempted	6, at Arkansas, 2/16/26
FT Made	1, (2x) Last at Texas, 2/22/26
FT Attempted	4, at Texas, 2/22/26
Minutes	16, at Arkansas, 2/16/26

CAREER HIGHS

Points	11, vs Georgia State, 11/7/25
Rebounds	4, (2x) Last vs Florida, 3/4/26
Assists	4, vs Alabama State, 12/17/25
Blocks	
Steals	3, vs Alabama State, 12/17/25
FG Made	4, vs Georgia State, 11/7/25
FG Attempted	9, vs Florida, 3/4/26
3-PT FG Made	3, (2x) Last at Arkansas, 2/16/26
3-PT FG Attempted	6, at Arkansas, 2/16/26
FT Made	2, (2x) Last vs Florida, 3/4/26
FT Attempted	4, at Texas, 2/22/26
Minutes	23, vs Florida, 3/4/26

NOTEABLES

JUNIOR (2024-25)

- Picked up SEC High nine points with three triples against Arkansas (Feb. 16).
- Collected six points in 12 minutes against Samford (Dec. 28).
- Went 2-2 from distance in a six point performance against La Salle (Dec. 20).
- Four points against Southern Miss (Dec. 14).
- Knocked down a trio of three pointers in the second quarter against Georgia State (Nov. 7). Finished with 11 points.
- First season in the Maroon and White.

SOPHOMORE (2023-24) - PANOLA COLLEGE

- Started in all 29 games played.
- Averaged 16.8 points, 4.3 rebounds 3.2 assists and 3.0 steals per game.
- Tallied season-high 30 points against Tyler JC (Jan. 22).
- Earned three or more steals 18 times throughout the season.
- 2025 NJCAA First Team All-American

FRESHMAN (2022-23) - PANOLA COLLEGE

- Played in 26 games, starting in 21.
- Averaged 16.7 points, 5.0 rebounds, and 3.2 assists per game.
- Scored 30 points in her first start against Midland College (Nov. 16)

PERSONAL

- Attended Life Preparatory Academy in Wichita, Kansas.
- Originally from Senegal.

FANE'S GAME-BY-GAME STATS

DATE	OPPONENT	GS	MIN	FG-FGA	FG%	3FG-3FGA	3FG%	FT-FTA	FT%	OFF-DEF	REB	PF	AST	TO	STL	BLK	PTS
Nov. 3	DAVIDSON		2:18	0-0	.000	0-0	.000	0-0	.000	0-0	0	0	0	1	0	0	0
Nov. 7	GEORGIA STATE		13:52	4-5	.800	3-4	.750	0-0	.000	0-0	0	2	0	1	0	0	11
Nov. 9	MISSISSIPPI VALLEY STATE		20:30	2-6	.333	1-2	.500	0-0	.000	0-2	2	1	1	0	1	0	5
Nov. 13	JACKSON STATE		5:27	0-0	.000	0-0	.000	0-0	.000	0-0	0	0	2	0	1	0	0
Nov. 20	at Texas Tech		5:32	1-2	.500	0-1	.000	0-0	.000	0-0	0	2	0	2	0	0	2
Nov. 24	vs Alcorn State		11:52	0-2	.000	0-2	.000	0-0	.000	2-2	4	2	0	2	0	0	0
Nov. 25	vs Middle Tennessee		DNP														
Nov. 30	ULM		DNP														
Dec. 4	PITT		13:48	2-3	.667	0-0	.000	0-0	.000	0-1	1	1	1	0	0	0	4
Dec. 7	CHARLOTTE		7:59	0-2	.000	0-1	.000	0-0	.000	0-0	0	0	1	0	0	0	0
Dec. 14	SOUTHERN MISS		8:01	1-3	.333	0-0	.000	2-2	1.000	1-0	1	2	0	0	0	0	4
Dec. 17	ALABAMA STATE		20:09	1-7	.143	0-1	.000	1-2	.500	2-1	3	2	4	3	3	0	3
Dec. 20	at La Salle		8:21	2-4	.500	2-2	1.000	0-0	.000	0-0	0	0	0	0	0	0	6
Dec. 28	SAMFORD		12:19	2-4	.500	1-3	.333	1-1	1.000	0-1	1	0	0	0	0	0	6
Jan. 1	AUBURN		2:39	0-0	.000	0-0	.000	0-0	.000	0-1	1	0	0	1	0	0	0
Jan. 4	at #8 Oklahoma		10:46	0-0	.000	0-0	.000	0-0	.000	0-0	0	1	0	0	2	0	0
Jan. 8	#20 TENNESSEE		4:14	1-1	1.000	1-1	1.000	0-0	.000	0-0	0	0	0	1	0	0	3
Jan. 11	at #18 Ole Miss		2:04	0-1	.000	0-1	.000	1-2	.500	0-0	0	0	0	0	0	0	1
Jan. 15	#5 VANDERBILT		DNP														
Jan. 18	#7 KENTUCKY		DNP														
Jan. 25	at #23 Alabama		DNP														
Jan. 29	at #15 Tennessee		DNP														
Feb. 1	MISSOURI		DNP														
Feb. 5	at #3 South Carolina		6:25	1-2	.500	0-1	.000	0-0	.000	0-0	0	0	1	0	0	0	2
Feb. 12	GEORGIA		DNP														
Feb. 16	at Arkansas		15:31	3-6	.500	3-6	.500	0-0	.000	0-0	0	0	0	1	1	0	9
Feb. 19	FLORIDA		DNP														
Feb. 22	at #4 Texas		15:07	1-3	.333	1-2	.500	1-4	.250	1-1	2	3	1	1	0	0	4
Feb. 26	at Texas A&M		11:32	0-3	.000	0-3	.000	0-0	.000	1-1	2	2	3	1	0	0	0
Mar. 1	#6 LSU		4:49	1-3	.333	0-2	.000	0-0	.000	1-0	1	0	0	0	1	0	2
Mar. 4	vs Florida [SECT]		23:12	3-9	.333	1-5	.200	2-2	1.000	1-3	4	1	0	0	0	0	9

LED TEAM IN...

Category	Number of Times	Record When
Points	-	-
Rebounds	-	-
Assists	-	-
Blocks	-	-
Steals	2	1-1
Minutes	-	-
3 FG Made	5	3-2
FT Made	-	-
Plus/Minus	4	0-4

PLAYER PRODUCTION CHART

Category	25-26	Career
10+ Points	1	1
20+ Points	-	-
30+ Points	-	-
3+ 3FG Made	2	2
5+ FT Made	-	-
5+ Assists	-	-
10+ Assists	-	-
5+ Rebounds	-	-
10+ Rebounds	-	-
3+ Blocks	-	-
3+ Steals	1	1

YEAR	TEAM	GP	GS	MIN/AVG	FG-FGA	FG%	3FG-3FGA	3FG%	FT-FTA	FT%	OFF-DEF	REB	RPG	AST	APG	TO	STL	SPG	BLK	BPG	PTS	PPG	DBL	DBL
2025-26	MSU	22	0	226/10.3	25-66	37.9	13-37	35.1	8-13	61.5	9-13	22	1.0	14	0.6	14	9	0.4	0	0.0	71	3.2	0	
TOTALS		22	0	226/10.3	25-66	37.9	13-37	35.1	8-13	61.5	9-13	22	1.0	14	0.6	14	9	0.4	0	0.0	71	3.2	0	

10

JAYLAH LAMPLEY

FR. | G | 6-1 | FISHERS, IND. | LAWRENCE CENTRAL HS



SCAN OR [CLICK HERE](#) FOR FULL BIO/STATISTICS



SEASON HIGHS

Points	24, vs Samford, 12/28/25
Rebounds	11, vs Florida, 2/20/26
Assists	3, (3x) Last vs Auburn, 1/1/26
Blocks	1, (4x) Last vs Alabama State, 12/17/25
Steals	2, (5x) Last vs Samford, 12/28/25
FG Made	10, vs Samford, 12/28/25
FG Attempted	12, (3x) Last vs Samford, 12/28/25
3-PT FG Made	3, (2x) Last vs Missouri, 2/3/26
3-PT FG Attempted	5, (3x) Last at South Carolina, 2/10/26
FT Made	3, (2x) Last vs Auburn, 1/1/26
FT Attempted	6, vs Davidson, 11/4/25
Minutes	30, at La Salle, 12/20/25

SEC HIGHS

Points	14, at Alabama, 1/25/26
Rebounds	11, vs Florida, 2/20/26
Assists	3, vs Auburn, 1/1/26
Blocks	1, (4x) Last at Texas, 2/22/26
Steals	1, (4x) Last at Texas, 2/22/26
FG Made	6, at Alabama, 1/25/26
FG Attempted	11, vs Auburn, 1/1/26
3PT FG Made	3, vs Missouri, 2/3/26
3PT FG Attempted	5, (2x) Last at South Carolina, 2/10/26
FT Made	3, vs Auburn, 1/1/26
FT Attempted	3, vs Auburn, 1/1/26
Minutes	30, vs Auburn, 1/1/26

CAREER HIGHS

Points	24, vs Samford, 12/28/25
Rebounds	11, vs Florida, 2/20/26
Assists	3, (3x) Last vs Auburn, 1/1/26
Blocks	1, (4x) Last vs Alabama State, 12/17/25
Steals	2, (5x) Last vs Samford, 12/28/25
FG Made	10, vs Samford, 12/28/25
FG Attempted	12, (3x) Last vs Samford, 12/28/25
3-PT FG Made	3, (2x) Last vs Missouri, 2/3/26
3-PT FG Attempted	5, (3x) Last at South Carolina, 2/10/26
FT Made	3, (2x) Last vs Auburn, 1/1/26
FT Attempted	6, vs Davidson, 11/4/25
Minutes	30, at La Salle, 12/20/25

NOTEABLES

FRESHMAN (2025-26)

- SEC Freshman of the Week (Dec. 30).
- Career-high 11 boards vs Florida (Feb. 19).
- Team-leading 16 points and nine rebounds at Arkansas, shooting 60 percent from the floor and from distance (Feb. 16).
- Went 3-5 from distance in 10 point, six rebound performance vs Missouri (Feb. 2).
- SEC-high of 14 points on 6-9 shooting at #23 Alabama (Jan. 25).
- Knocked down a pair of second-half triples against Vanderbilt (Jan. 15).
- Scored 11 points in her first SEC game against Auburn (Jan. 1).
- Had first double-double in first career start with season-high 24 points and 10 rebounds on 10-12 shooting against Samford (Dec. 28) en route to first SEC FOTW honor.
- Team-leading 18 points against La Salle on 75 percent shooting (Dec. 20).
- 12 points against Charlotte on 75 percent shooting (Dec. 7).
- Scored a career-high 17 points on 87.5 percent shooting against Jackson State (Nov. 13).
- Scored 12 points and collected seven rebounds against Georgia State (Nov. 7).
- Scored 11 points in her MSU debut against Davidson (Nov. 3), along with six rebounds, two steals and a block.

PERSONAL

- Attended Lawrence Central HS and played under her mother, Jannon Lampley.
- 37th-ranked recruit in the class of 2025, according to ESPN.
- Averaged 18.0 points, 5.8 rebounds, 2.1 steals and 2.0 assists per game throughout HS career.
- Finished as Lawrence Central's all-time leading scoring, rebounding, and steals leader.

LAMPLEY'S GAME-BY-GAME STATS

DATE	OPPONENT	GS	MIN	FG-FGA	FG%	3FG-3FGA	3FG%	FT-FTA	FT%	OFF-DEF	REB	PF	AST	TO	STL	BLK	PTS
Nov. 3	DAVIDSON		27:09	4-9	.444	0-1	.000	3-6	.500	3-3	6	0	1	2	2	1	11
Nov. 7	GEORGIA STATE		27:36	5-8	.625	1-1	1.000	1-1	1.000	3-4	7	1	2	0	1	0	12
Nov. 9	MISSISSIPPI VALLEY STATE		23:15	4-11	.364	1-2	.500	0-0	.000	3-2	5	2	3	5	0	0	9
Nov. 13	JACKSON STATE		21:22	7-8	.875	2-2	1.000	1-2	.500	1-0	1	1	0	1	0	0	17
Nov. 20	at Texas Tech		10:48	1-2	.500	0-0	.000	0-0	.000	0-0	0	0	1	2	0	0	2
Nov. 24	vs Alcorn State		19:54	3-12	.250	1-5	.200	2-5	.400	6-4	10	1	0	2	2	0	9
Nov. 25	vs Middle Tennessee		12:22	1-2	.500	0-0	.000	0-0	.000	0-3	3	2	0	2	0	0	2
Nov. 30	ULM		22:51	4-7	.571	2-5	.400	0-0	.000	1-4	5	0	0	0	2	0	10
Dec. 4	PITT		22:27	3-6	.500	1-3	.333	0-0	.000	2-5	7	1	1	0	2	1	7
Dec. 7	CHARLOTTE		18:57	6-8	.750	0-2	.000	0-1	.000	2-3	5	1	1	3	1	0	12
Dec. 14	SOUTHERN MISS		25:04	3-7	.429	0-1	.000	2-4	.500	3-6	9	1	3	2	0	1	8
Dec. 17	ALABAMA STATE		29:35	5-9	.556	2-3	.667	0-0	.000	1-3	4	1	2	1	1	1	12
Dec. 20	at La Salle		30:16	8-12	.667	2-4	.500	0-0	.000	3-3	6	1	2	4	1	0	18
Dec. 28	SAMFORD	*	27:23	10-12	.833	3-3	1.000	1-2	.500	4-6	10	0	2	1	2	1	24
Jan. 1	AUBURN		29:54	4-11	.364	0-4	.000	3-3	1.000	1-5	6	1	3	3	0	0	11
Jan. 4	at #8 Oklahoma		21:11	1-8	.125	0-3	.000	1-2	.500	1-3	4	0	0	1	1	0	3
Jan. 8	#20 TENNESSEE		16:06	2-3	.667	0-1	.000	1-2	.500	1-3	4	2	0	3	1	0	5
Jan. 11	at #18 Ole Miss		15:08	2-6	.333	0-2	.000	0-2	.000	2-1	3	0	1	1	0	0	4
Jan. 15	#5 VANDERBILT		13:26	2-3	.667	2-2	1.000	0-0	.000	0-3	3	2	0	0	0	0	6
Jan. 18	#7 KENTUCKY		15:53	0-2	.000	0-1	.000	2-2	1.000	0-4	4	0	0	0	0	0	2
Jan. 25	at #23 Alabama		20:52	6-9	.667	2-4	.500	0-0	.000	1-3	4	1	0	1	1	0	14
Jan. 29	at #15 Tennessee		8:58	3-4	.750	1-2	.500	0-0	.000	1-2	3	1	0	2	0	0	7
Feb. 1	MISSOURI		19:40	3-5	.600	3-5	.600	1-2	.500	5-1	6	3	0	1	0	0	10
Feb. 5	at #3 South Carolina		20:08	2-8	.250	0-5	.000	0-0	.000	1-2	3	0	0	1	0	0	4
Feb. 12	GEORGIA	*	17:43	1-4	.250	1-2	.500	0-0	.000	0-1	1	1	0	1	0	0	3
Feb. 16	at Arkansas	*	31:38	6-10	.600	3-5	.600	1-2	.500	2-7	9	1	2	2	0	0	16
Feb. 19	FLORIDA	*	28:33	3-8	.375	0-2	.000	0-0	.000	4-7	11	2	0	3	0	0	6
Feb. 22	at #4 Texas	*	22:34	2-5	.400	0-0	.000	0-0	.000	0-1	1	2	0	1	1	0	4
Feb. 26	at Texas A&M	*	5:13	0-1	.000	0-1	.000	0-0	.000	1-0	1	0	0	1	0	0	0
Mar. 1	#6 LSU		4:12	0-2	.000	0-2	.000	0-0	.000	0-0	0	0	0	0	0	0	0
Mar. 4	vs Florida [SECT]		DNP														

LED TEAM IN...

Category	Number of Times	Record When
Points	2	2-0
Rebounds	1	1-0
Assists	1	1-0
Blocks	1	1-0
Steals	2	2-0
Minutes	-	-
3 FG Made	8	6-2
FT Made	-	-
Plus/Minus	2	1-1

PLAYER PRODUCTION CHART

Category	25-26	Career
10+ Points	12	12
20+ Points	1	1
30+ Points	-	-
3+ 3FG Made	3	3
5+ FT Made	-	-
5+ Assists	-	-
10+ Assists	-	-
5+ Rebounds	15	15
10+ Rebounds	3	3
3+ Blocks	-	-
3+ Steals	-	-

YEAR	TEAM	GP	GS	MIN/AVG	FG-FGA	FG%	3FG-3FGA	3FG%	FT-FTA	FT%	OFF-DEF	REB	RPG	AST	APG	TO	STL	SPG	BLK	BPG	PTS	PPG	DBL	DBL
2025-26	MSU	30	6	610/20.3	101-202	50.0	27-73	37.0	19-36	52.8	52-89	141	4.7	24	0.8	46	18	0.6	5	0.2	248	8.3	1	
TOTALS		30	6	610/20.3	101-202	50.0	27-73	37.0	19-36	52.8	52-89	141	4.7	24	0.8	46	18	0.6	5	0.2	248	8.3	1	

13 ROCÍO JIMÉNEZ

R-SO. | C | 6-7 | ELÍAS PIÑA, DOMINICAN REPUBLIC | CENTRAL POINTE CHRISTIAN ACADEMY



SCAN OR [CLICK HERE](#) FOR FULL BIO/STATISTICS



SEASON HIGHS

Points9, vs Mississippi Valley State, 11/9/25
Rebounds3, vs Mississippi Valley State, 11/9/25
Assists
Blocks1, (4x) Last at Texas, 2/22/26
Steals1, vs Mississippi Valley State, 11/9/25
FG Made4, vs Mississippi Valley State, 11/9/25
FG Attempted5, (2x) Last vs Alabama State, 12/17/25
3-PT FG Made
3-PT FG Attempted
FT Made1, vs Mississippi Valley State, 11/9/25
FT Attempted2, (2x) Last at Ole Miss, 1/11/26
Minutes7, at South Carolina, 2/10/26

SEC HIGHS

Points
Rebounds1, at Texas, 2/22/26
Assists
Blocks1, (2x) Last at Texas, 2/22/26
Steals
FG Made
FG Attempted
3PT FG Made
3PT FG Attempted
FT Made
FT Attempted2, at Ole Miss, 1/11/26
Minutes7, at South Carolina, 2/10/26

CAREER HIGHS

Points9, vs Mississippi Valley State, 11/9/25
Rebounds3, vs Mississippi Valley State, 11/9/25
Assists
Blocks1, (4x) Last at Texas, 2/22/26
Steals1, vs Mississippi Valley State, 11/9/25
FG Made4, vs Mississippi Valley State, 11/9/25
FG Attempted5, (2x) Last vs Alabama State, 12/17/25
3-PT FG Made
3-PT FG Attempted
FT Made1, vs Mississippi Valley State, 11/9/25
FT Attempted2, (2x) Last at Ole Miss, 1/11/26
Minutes7, at South Carolina, 2/10/26

NOTEABLES

R-SOPHOMORE (2025-26)

- Scored nine points on 4-5 shooting and collected three rebounds, one steal and a block in five minutes against Mississippi Valley (Nov. 9).
- Made her Mississippi State debut against Georgia State on November 7.

R-FRESHMAN (2024-25)

- Did not see any action.

FRESHMAN (2023-24)

- Decided to redshirt and rehab in injury sustained prior to Mississippi State, reclassified to become a part of the program at the midseason point in December.

PERSONAL

- Played one season at Central Pointe Christian Academy, leading the team to a 21-5 record.
- Competed on the international stage as one of the youngest players within the Dominican Republic's FIBA Women's National Team Organization.
- Played basketball only three years prior to Mississippi State.

JIMÉNEZ'S GAME-BY-GAME STATS

DATE	OPPONENT	GS	MIN	FG-FGA	FG%	3FG-3FGA	3FG%	FT-FTA	FT%	OFF-DEF	REB	PF	AST	TO	STL	BLK	PTS
Nov. 3	DAVIDSON		DNP														
Nov. 7	GEORGIA STATE		1:01	0-0	.000	0-0	.000	0-0	.000	0-0	0	0	0	0	0	0	0
Nov. 9	MISSISSIPPI VALLEY STATE		5:00	4-5	.800	0-0	.000	1-2	.500	2-1	3	0	0	0	1	1	9
Nov. 13	JACKSON STATE		0:33	0-1	.000	0-0	.000	0-0	.000	0-0	0	0	0	0	0	0	0
Nov. 20	at Texas Tech		1:21	0-0	.000	0-0	.000	0-0	.000	0-0	0	0	0	1	0	1	0
Nov. 24	vs Alcorn State		DNP														
Nov. 25	vs Middle Tennessee		DNP														
Nov. 30	ULM		DNP														
Dec. 4	PITT		6:55	0-1	.000	0-0	.000	0-0	.000	0-1	1	2	0	1	0	0	0
Dec. 7	CHARLOTTE		1:07	0-0	.000	0-0	.000	0-0	.000	0-0	0	0	0	0	0	0	0
Dec. 14	SOUTHERN MISS		DNP														
Dec. 17	ALABAMA STATE		2:51	1-5	.200	0-0	.000	0-0	.000	2-0	2	0	0	0	0	0	2
Dec. 20	at La Salle		DNP														
Dec. 28	SAMFORD		2:16	0-0	.000	0-0	.000	0-0	.000	0-1	1	0	0	1	0	1	0
Jan. 1	AUBURN		DNP														
Jan. 4	at #8 Oklahoma		DNP														
Jan. 8	#20 TENNESSEE		DNP														
Jan. 11	at #18 Ole Miss		1:11	0-0	.000	0-0	.000	0-2	.000	0-0	0	0	0	0	0	0	0
Jan. 15	#5 VANDERBILT		DNP														
Jan. 18	#7 KENTUCKY		DNP														
Jan. 25	at #23 Alabama		DNP														
Jan. 29	at #15 Tennessee		DNP														
Feb. 1	MISSOURI		DNP														
Feb. 5	at #3 South Carolina		6:56	0-0	.000	0-0	.000	0-0	.000	0-0	0	0	0	1	0	1	0
Feb. 12	GEORGIA		4:04	0-0	.000	0-0	.000	0-0	.000	0-0	0	0	0	0	0	0	0
Feb. 16	at Arkansas		DNP														
Feb. 19	FLORIDA		DNP														
Feb. 22	at #4 Texas		6:32	0-0	.000	0-0	.000	0-0	.000	0-1	1	0	0	0	0	1	0
Feb. 26	at Texas A&M		DNP														
Mar. 1	#6 LSU		DNP														
Mar. 4	vs Florida [SECT]		1:58	0-2	.000	0-0	.000	0-0	.000	1-0	1	1	0	0	0	0	0

LED TEAM IN...

Category	Number of Times	Record When
Points	-	-
Rebounds	-	-
Assists	-	-
Blocks	1	0-1
Steals	-	-
Minutes	-	-
3 FG Made	-	-
FT Made	-	-
Plus/Minus	1	0-1

PLAYER PRODUCTION CHART

Category	25-26	Career
10+ Points	-	-
20+ Points	-	-
30+ Points	-	-
3+ 3FG Made	-	-
5+ FT Made	-	-
5+ Assists	-	-
10+ Assists	-	-
5+ Rebounds	-	-
10+ Rebounds	-	-
3+ Blocks	-	-
3+ Steals	-	-

YEAR	TEAM	GP	GS	MIN/AVG	FG-FGA	FG%	3FG-3FGA	3FG%	FT-FTA	FT%	OFF-DEF	REB	RPG	AST	APG	TO	STL	SPG	BLK	BPG	PTS	PPG	DBL	DBL
2025-26	MSU	13	0	42/3.2	5-14	35.7	0-0	.0	1-4	25.0	5-4	9	0.7	0	0.0	4	1	0.1	5	0.4	11	0.8	0	
TOTALS		13	0	42/3.2	5-14	35.7	0-0	.0	1-4	25.0	5-4	9	0.7	0	0.0	4	1	0.1	5	0.4	11	0.8	0	

22

NATALIYAH GRAY

FR. | F | 6-3 | HOUSTON, TEXAS. | ALIEF TAYLOR HS



SCAN OR [CLICK HERE](#) FOR FULL BIO/STATISTICS



SEASON HIGHS

Points 15, vs Mississippi Valley State, 11/9/25
 Rebounds 7, vs Mississippi Valley State, 11/9/25
 Assists 1, (4x) Last at La Salle, 12/20/25
 Blocks 1, vs Alcorn State, 11/24/25
 Steals 1, (3x) Last vs Alabama State, 12/17/25
 FG Made 4, vs Mississippi Valley State, 11/9/25
 FG Attempted 5, vs Mississippi Valley State, 11/9/25
 3-PT FG Made 1, at South Carolina, 2/10/26
 3-PT FG Attempted 1, (2x) Last at South Carolina, 2/10/26
 FT Made 7, vs Mississippi Valley State, 11/9/25
 FT Attempted 9, vs Mississippi Valley State, 11/9/25
 Minutes 15, vs Mississippi Valley State, 11/9/25

SEC HIGHS

Points 5, at Oklahoma, 1/4/26
 Rebounds 2, (3x) Last at Texas, 2/22/26
 Assists
 Blocks
 Steals
 FG Made 2, at Oklahoma, 1/4/26
 FG Attempted 4, vs Florida, 2/20/26
 3PT FG Made 1, at South Carolina, 2/10/26
 3PT FG Attempted 1, at South Carolina, 2/10/26
 FT Made 2, vs Florida, 2/20/26
 FT Attempted 2, (2x) Last vs Florida, 2/20/26
 Minutes 8, vs Florida, 2/20/26

CAREER HIGHS

Points 15, vs Mississippi Valley State, 11/9/25
 Rebounds 7, vs Mississippi Valley State, 11/9/25
 Assists 1, (4x) Last at La Salle, 12/20/25
 Blocks 1, vs Alcorn State, 11/24/25
 Steals 1, (2x) Last vs Mississippi Valley State, 11/9/25
 FG Made 4, vs Mississippi Valley State, 11/9/25
 FG Attempted 5, vs Mississippi Valley State, 11/9/25
 3-PT FG Made
 3-PT FG Attempted 1, (2x) Last at South Carolina, 2/10/26
 FT Made 7, vs Mississippi Valley State, 11/9/25
 FT Attempted 9, vs Mississippi Valley State, 11/9/25
 Minutes 15, vs Mississippi Valley State, 11/9/25

NOTEABLES

FRESHMAN (2025-26)

- Scored 15 points and collected seven rebounds, all coming in the second half against Mississippi Valley State (Nov. 9). Went 7-9 from the charity stripe.
- First season in the Maroon and White.

PERSONAL

- Played at Alief Taylor HS under Brandy Jones.
- Named First Team All-State her senior season.
- Earned First Team All-Region and All-District honors in all four of her seasons.
- Averaged 22.0 points, 11.7 rebounds, 2.7 blocks, 1.9 steals and 1.2 assists over her four-year career.
- Averaged a single-season best 26 points and 12.2 rebounds her senior season.

GRAY'S GAME-BY-GAME STATS

DATE	OPPONENT	GS	MIN	FG-FGA	FG%	3FG-3FGA	3FG%	FT-FTA	FT%	OFF-DEF	REB	PF	AST	TO	STL	BLK	PTS
Nov. 3	DAVIDSON		DNP														
Nov. 7	GEORGIA STATE		4:35	1-3	.333	0-1	.000	0-1	.000	0-3	3	1	1	1	1	0	2
Nov. 9	MISSISSIPPI VALLEY STATE		15:11	4-5	.800	0-0	.000	7-9	.778	1-6	7	2	1	3	1	0	15
Nov. 13	JACKSON STATE		2:48	0-0	.000	0-0	.000	0-0	.000	0-0	0	0	0	0	0	0	0
Nov. 20	at Texas Tech		DNP														
Nov. 24	vs Alcorn State		3:32	0-1	.000	0-1	.000	0-2	.000	1-0	1	1	1	1	0	1	0
Nov. 25	vs Middle Tennessee		DNP														
Nov. 30	ULM		2:53	0-1	.000	0-0	.000	0-0	.000	0-0	0	1	0	1	0	0	0
Dec. 4	PITT		5:26	0-2	.000	0-1	.000	0-0	.000	0-2	2	1	0	1	0	0	0
Dec. 7	CHARLOTTE		3:09	0-2	.000	0-1	.000	2-2	1.000	0-1	1	0	0	0	0	0	2
Dec. 14	SOUTHERN MISS		2:43	0-0	.000	0-0	.000	0-2	.000	0-0	0	0	0	0	0	0	0
Dec. 17	ALABAMA STATE		10:17	2-3	.667	0-1	.000	1-2	.500	1-2	3	0	0	0	1	0	5
Dec. 20	at La Salle		4:12	0-2	.000	0-1	.000	0-0	.000	0-0	0	0	1	0	0	0	0
Dec. 28	SAMFORD		DNP														
Jan. 1	AUBURN		DNP														
Jan. 4	at #8 Oklahoma		4:36	2-3	.667	0-0	.000	1-1	1.000	1-0	1	0	0	0	0	0	5
Jan. 8	#20 TENNESSEE		DNP														
Jan. 11	at #18 Ole Miss		4:42	1-2	.500	0-0	.000	1-2	.500	1-0	1	1	0	0	0	0	3
Jan. 15	#5 VANDERBILT		DNP														
Jan. 18	#7 KENTUCKY		DNP														
Jan. 25	at #23 Alabama		DNP														
Jan. 29	at #15 Tennessee		DNP														
Feb. 1	MISSOURI		DNP														
Feb. 5	at #3 South Carolina		4:32	1-2	.500	1-1	1.000	0-0	.000	0-2	2	1	0	2	0	0	3
Feb. 12	GEORGIA		DNP														
Feb. 16	at Arkansas		0:35	0-0	.000	0-0	.000	0-0	.000	0-1	1	0	0	1	0	0	0
Feb. 19	FLORIDA		7:43	1-4	.250	0-0	.000	2-2	1.000	1-1	2	0	0	0	0	0	4
Feb. 22	at #4 Texas		6:25	0-0	.000	0-0	.000	0-0	.000	0-2	2	2	0	2	0	0	0
Feb. 26	at Texas A&M		DNP														
Mar. 1	#6 LSU		DNP														
Mar. 4	vs Florida [SECT]		7:43	1-4	.250	0-0	.000	0-3	.000	1-1	2	3	0	1	0	0	2

LED TEAM IN...

Category	Number of Times	Record When
Points	-	-
Rebounds	-	-
Assists	-	-
Blocks	-	-
Steals	-	-
Minutes	-	-
3 FG Made	1	0-1
FT Made	-	-
Plus/Minus	2	0-2

PLAYER PRODUCTION CHART

Category	25-26	Career
10+ Points	1	1
20+ Points	-	-
30+ Points	-	-
3+ 3FG Made	-	-
5+ FT Made	1	1
5+ Assists	-	-
10+ Assists	-	-
5+ Rebounds	1	1
10+ Rebounds	-	-
3+ Blocks	-	-
3+ Steals	-	-

YEAR	TEAM	GP	GS	MIN/AVG	FG-FGA	FG%	3FG-3FGA	3FG%	FT-FTA	FT%	OFF-DEF	REB	RPG	AST	APG	TO	STL	SPG	BLK	BPG	PTS	PPG	DBL	DBL
2025-26	MSU	17	0	91/5.4	13-34	38.2	1-7	14.3	14-26	53.9	7-21	28	1.6	4	0.2	13	3	0.2	1	0.1	41	2.4	0	
TOTALS		17	0	91/5.4	13-34	38.2	1-7	14.3	14-26	53.9	7-21	28	1.6	4	0.2	13	3	0.2	1	0.1	41	2.4	0	

25 FAVOUR NWAEDOZI

JR. | F | 6-3 | DELTA, NIGERIA | HAKUHO GIRLS' HS | MUKOGAWA WOMEN'S UNIVERSITY (JAPAN)

SCAN OR [CLICK HERE](#) FOR FULL BIO/STATISTICS



SEASON HIGHS

Points	30, vs Samford, 12/28/25
Rebounds	23, vs Southern Miss, 12/14/25
Assists	4, vs Jackson State, 11/13/25
Blocks	3, vs Missouri, 2/3/26
Steals	4, vs LSU, 3/1/26
FG Made	12, vs Samford, 12/28/25
FG Attempted	18, vs Samford, 12/28/25
3-PT FG Made	-
3-PT FG Attempted	4, at Oklahoma, 1/4/26
FT Made	7, (2x) Last at Tennessee, 1/29/26
FT Attempted	10, at Ole Miss, 1/11/26
Minutes	36, vs Kentucky, 1/18/26

SEC HIGHS

Points	19, at Alabama, 1/25/26
Rebounds	21, vs Kentucky, 1/18/26
Assists	3, vs Georgia, 2/12/26
Blocks	3, vs Missouri, 2/3/26
Steals	4, vs LSU, 3/1/26
FG Made	7, vs Vanderbilt, 1/16/26
FG Attempted	13, at Arkansas, 2/16/26
3PT FG Made	-
3PT FG Attempted	4, at Oklahoma, 1/4/26
FT Made	7, (2x) Last at Tennessee, 1/29/26
FT Attempted	10, at Ole Miss, 1/11/26
Minutes	36, vs Kentucky, 1/18/26

CAREER HIGHS

Points	30, vs Samford, 12/28/25
Rebounds	23, vs Southern Miss, 12/14/25
Assists	4, vs Jackson State, 11/13/25
Blocks	3, vs Missouri, 2/3/26
Steals	4, vs LSU, 3/1/26
FG Made	12, vs Samford, 12/28/25
FG Attempted	18, vs Samford, 12/28/25
3-PT FG Made	-
3-PT FG Attempted	4, at Oklahoma, 1/4/26
FT Made	7, (2x) Last at Tennessee, 1/29/26
FT Attempted	10, at Ole Miss, 1/11/26
Minutes	36, vs Kentucky, 1/18/26

NOTEABLES

JUNIOR (2025-26)

- 12 points and 10 rebounds in final game of her junior season against Florida (Mar. 4).
- SEC Co-Player of the Week (Dec. 30)
- 10 points, 11 rebounds and career-high four steals vs LSU (Mar. 1).
- 13th double-double of the season with 11 points and 14 rebounds at Texas A&M (Feb. 26)
- 13 points, 10 rebounds and three steals at Arkansas (Feb. 16), her 12th double-double.
- Earned her 11th double-double with 11 points and 12 boards vs Georgia (Feb. 12).
- 12 points, eight rebounds and career-high three blocks vs Missouri (Feb. 2).
- 11 points and 14 rebounds at #15 Tennessee (Jan. 29), her tenth double-double.
- Team-leading 19 points on 6-11 shooting with seven boards at #23 Alabama (Jan. 25).
- Collected 10 points and 21 rebounds in win vs #7 Kentucky, her second 20+ rebound performance of the year.
- 14 points and 11 rebounds at #18 Ole Miss, her first double-double of SEC play (Jan. 11).
- 13 points and 16 rebounds at La Salle, her sixth double-double of the season (Dec. 20).
- Collected career highs of 21 points and 23 rebounds vs Southern Miss (Dec. 14), becoming the first SEC player and third in the nation to collect a 20 point-20 rebound game.

SOPHOMORE-FRESHMAN (2023-25)

- Attended Mukogawa Women's University in Nishinomiya, Japan.
- In the 2025 spring season, she averaged 26 points and 17 rebounds per game, leading the Kansai Spring Basketball Championship.

PERSONAL

- Originally from Nigeria, she moved to Japan and attended Hakuho Girls' HS.
- Experienced a 14 hour time change when she moved to Starkville.

NWAEDOZI'S GAME-BY-GAME STATS

DATE	OPPONENT	GS	MIN	FG-FGA	FG%	3FG-3FGA	3FG%	FT-FTA	FT%	OFF-DEF	REB	PF	AST	TO	STL	BLK	PTS
Nov. 3	DAVIDSON	*	28:52	3-10	.300	0-0	.000	4-7	.571	7-3	10	3	0	1	2	0	10
Nov. 7	GEORGIA STATE	*	25:29	7-10	.700	0-0	.000	3-3	1.000	4-6	10	2	3	1	0	2	17
Nov. 9	MISSISSIPPI VALLEY STATE	*	19:03	3-6	.500	0-0	.000	1-4	.250	8-8	16	0	1	1	3	2	7
Nov. 13	JACKSON STATE	*	28:24	6-8	.750	0-0	.000	6-9	.667	3-12	15	3	4	4	1	1	18
Nov. 20	at Texas Tech	*	23:51	4-8	.500	0-0	.000	1-2	.500	2-7	9	4	1	2	0	2	9
Nov. 24	vs Alcorn State	*	21:58	2-4	.500	0-0	.000	0-2	.000	1-3	4	3	1	2	1	2	4
Nov. 25	vs Middle Tennessee	*	25:25	5-8	.625	0-0	.000	3-4	.750	2-4	6	4	3	2	0	0	13
Nov. 30	ULM	*	21:34	6-10	.600	0-0	.000	1-3	.333	3-4	7	3	2	2	0	0	13
Dec. 4	PITT	*	18:18	7-10	.700	0-0	.000	0-1	.000	3-4	7	0	2	0	0	2	14
Dec. 7	CHARLOTTE	*	24:17	8-13	.615	0-0	.000	0-0	.000	5-6	11	4	0	1	0	1	16
Dec. 14	SOUTHERN MISS	*	32:37	10-17	.588	0-0	.000	1-1	1.000	9-14	23	3	1	0	0	1	21
Dec. 17	ALABAMA STATE	*	16:47	8-9	.889	0-0	.000	4-5	.800	3-3	6	0	1	0	1	1	20
Dec. 20	at La Salle	*	24:56	5-9	.556	0-0	.000	3-3	1.000	6-10	16	3	3	2	1	0	13
Dec. 28	SAMFORD	*	25:46	12-18	.667	0-1	.000	6-8	.750	5-5	10	0	2	0	1	0	30
Jan. 1	AUBURN	*	24:51	3-4	.750	0-0	.000	3-3	1.000	5-8	13	4	2	1	0	0	9
Jan. 4	at #8 Oklahoma	*	32:30	1-11	.091	0-4	.000	2-2	1.000	2-5	7	3	2	2	2	0	4
Jan. 8	#20 TENNESSEE	*	13:58	0-1	.000	0-0	.000	3-4	.750	1-2	3	4	1	0	0	0	3
Jan. 11	at #18 Ole Miss	*	28:47	4-7	.571	0-0	.000	6-10	.600	5-6	11	4	1	2	0	0	14
Jan. 15	#5 VANDERBILT	*	19:59	7-10	.700	0-0	.000	0-0	.000	3-3	6	5	0	2	0	0	14
Jan. 18	#7 KENTUCKY	*	36:22	5-10	.500	0-0	.000	0-3	.000	5-16	21	1	0	2	0	0	10
Jan. 25	at #23 Alabama	*	30:52	6-11	.545	0-0	.000	7-8	.875	3-4	7	1	1	2	0	0	19
Jan. 29	at #15 Tennessee	*	35:02	2-11	.182	0-0	.000	7-8	.875	6-8	14	3	1	2	2	0	11
Feb. 1	MISSOURI	*	33:47	6-10	.600	0-1	.000	0-0	.000	3-5	8	2	1	1	1	3	12
Feb. 5	at #3 South Carolina	*	28:35	0-3	.000	0-1	.000	2-4	.500	3-2	5	2	0	3	0	0	2
Feb. 12	GEORGIA	*	26:14	4-7	.571	0-0	.000	3-4	.750	4-8	12	5	3	4	1	1	11
Feb. 16	at Arkansas	*	29:41	6-13	.462	0-0	.000	1-2	.500	4-6	10	3	2	3	3	0	13
Feb. 19	FLORIDA	*	24:23	3-3	1.000	0-0	.000	2-2	1.000	0-5	5	4	0	1	0	0	8
Feb. 22	at #4 Texas	*	25:05	3-10	.300	0-0	.000	3-4	.750	1-3	4	0	0	1	2	1	9
Feb. 26	at Texas A&M	*	27:50	4-12	.333	0-0	.000	3-4	.750	5-9	14	2	1	1	1	0	11
Mar. 1	#6 LSU	*	35:21	3-6	.500	0-0	.000	4-7	.571	4-7	11	3	3	2	4	2	10
Mar. 4	vs Florida [SECT]	*	26:48	3-10	.300	0-0	.000	6-8	.750	5-5	10	4	1	3	0	1	12

LED TEAM IN...

Category	Number of Times	Record When
Points	9	6-3
Rebounds	20	12-8
Assists	2	1-1
Blocks	7	4-3
Steals	4	2-2
Minutes	3	2-1
3 FG Made	-	-
FT Made	9	4-5
Plus/Minus	3	3-0

PLAYER PRODUCTION CHART

Category	25-26	Career
10+ Points	22	22
20+ Points	3	3
30+ Points	1	1
3+ 3FG Made	-	-
5+ FT Made	5	5
5+ Assists	-	-
10+ Assists	-	-
5+ Rebounds	28	28
10+ Rebounds	17	17
3+ Blocks	1	1
3+ Steals	3	3

YEAR	TEAM	GP	GS	MIN/AVG	FG-FGA	FG%	3FG-3FGA	3FG%	FT-FTA	FT%	OFF-DEF	REB	RPG	AST	APG	TO	STL	SPG	BLK	BPG	PTS	PPG	DBL	DBL
2025-26	MSU	31	30	817/26.4	146-279	52.3	0-7	.0	85-125	68.0	120-191	311	10.0	43	1.4	50	26	0.8	22	0.7	377	12.2	15	
TOTALS		31	30	817/26.4	146-279	52.3	0-7	.0	85-125	68.0	120-191	311	10.0	43	1.4	50	26	0.8	22	0.7	377	12.2	15	

33

KHARYSSA RICHARDSON

SR. | F | 6-2 | DOUGLASVILLE, GA. | NEW MANCHESTER HS | AUBURN * | OLE MISS!



SCAN OR [CLICK HERE](#) FOR FULL BIO/STATISTICS



SEASON HIGHS

Points	23, vs Kentucky, 1/18/26
Rebounds	9, (2x) Last vs Tennessee, 1/8/26
Assists	4, vs Missouri, 2/3/26
Blocks	2, vs Mississippi Valley State, 11/9/25
Steals	2, (3x) Last vs Florida, 2/20/26
FG Made	11, vs Tennessee, 1/8/26
FG Attempted	20, vs Tennessee, 1/8/26
3-PT FG Made	1, (7x) Last vs LSU, 3/1/26
3-PT FG Attempted	2, (4x) Last at Arkansas, 2/16/26
FT Made	7, (2x) Last at Oklahoma, 1/4/26
FT Attempted	8, at Oklahoma, 1/4/26
Minutes	32, vs Tennessee, 1/8/26

SEC HIGHS

Points	23, vs Kentucky, 1/18/26
Rebounds	16, vs Florida, 1/30/23*
Assists	4, vs Missouri, 2/3/26
Blocks	3, vs Florida, 1/30/23*
Steals	2, (4x) Last vs Florida, 2/20/26
FG Made	11, vs Tennessee, 1/8/26
FG Attempted	20, vs Tennessee, 1/8/26
3PT FG Made	2, vs Tennessee, 1/28/24!
3PT FG Attempted	2, (6x) Last vs Arkansas, 2/16/26
FT Made	7, at Oklahoma, 1/4/26
FT Attempted	8, at Oklahoma, 1/4/26
Minutes	35, vs Florida, 1/30/23*

CAREER HIGHS

Points	23, vs Kentucky, 1/18/26
Rebounds	16, vs Florida, 1/30/23*
Assists	4, vs Missouri, 2/3/26
Blocks	3, vs Florida, 1/30/23*
Steals	4, vs Alcorn State, 12/30/23!
FG Made	11, vs Tennessee, 1/8/26
FG Attempted	20, vs Tennessee, 1/8/26
3-PT FG Made	2, vs Tennessee, 1/28/24!
3-PT FG Attempted	3, vs Arkansas Pine Bluff, 11/10/24!
FT Made	7, (3x) Last at Oklahoma, 1/4/26
FT Attempted	8, at Oklahoma, 1/4/26
Minutes	35, vs Florida, 1/30/23*

NOTEABLES

SENIOR (2025-26)

- Finished in double-figures for the fourth-straight game with 17 points and seven rebounds vs Georgia (Feb. 12).
- Second-straight 21 point game vs Missouri (Feb. 2).
- 21 points on 9-11 shooting with four rebounds at #15 Tennessee (Jan. 29).
- Scored a career-high 23 points along with seven rebounds against #7 Kentucky (Jan. 18).
- 22 points with 9 rebounds against #20 Tennessee (Jan. 8).
- Led team with 13 points vs Oklahoma (Jan. 4), where she tied career-high in FT's made.
- Scored a season-high 15 points versus Alabama State, her 20th career game in double figures (Dec. 17).
- 11 points including seven makes from the charity stripe against ULM (Nov. 30)
- Collected double-digit points for the first time as a Bulldog with 10 against Alcorn State on 50 percent shooting (Nov. 24).
- Scored six points and collected six rebounds in MSU debut vs Davidson (Nov. 3).
- Selected to represent Bulldogs at SEC Media Days.

PRIOR TO MSU (2022-25)

- Spent 2022-23 season at Auburn before spending last two seasons at Ole Miss.
- Averaged 7.2 and 4.2 rebounds in 27 starts at Auburn her freshman year.
- Collected career-high 16 rebounds against Florida while at Auburn.

PERSONAL

- Attended New Manchester HS
- 5A All-State Selection in 2021

RICHARDSON'S GAME-BY-GAME STATS

DATE	OPPONENT	GS	MIN	FG-FGA	FG%	3FG-3FGA	3FG%	FT-FTA	FT%	OFF-DEF	REB	PF	AST	TO	STL	BLK	PTS
Nov. 3	DAVIDSON	*	29:10	2-9	.222	0-0	.000	2-2	1.000	1-5	6	3	0	3	1	0	6
Nov. 7	GEORGIA STATE	*	22:55	2-6	.333	0-0	.000	2-4	.500	0-3	3	2	2	1	1	1	6
Nov. 9	MISSISSIPPI VALLEY STATE	*	19:15	3-7	.429	0-1	.000	2-2	1.000	0-2	2	1	1	0	0	2	8
Nov. 13	JACKSON STATE	*	18:24	1-5	.200	0-0	.000	0-0	.000	1-5	6	2	1	2	1	0	2
Nov. 20	at Texas Tech		24:44	1-5	.200	0-0	.000	1-2	.500	1-8	9	3	0	3	0	1	3
Nov. 24	vs Alcorn State		23:59	3-6	.500	0-0	.000	4-4	1.000	0-3	3	2	1	2	2	0	10
Nov. 25	vs Middle Tennessee		16:06	2-7	.286	0-0	.000	1-1	1.000	0-3	3	4	0	1	1	0	5
Nov. 30	ULM		19:30	2-6	.333	0-0	.000	7-7	1.000	3-1	4	1	1	2	0	1	11
Dec. 4	PITT		20:26	2-7	.286	0-0	.000	0-0	.000	0-5	5	1	2	0	0	0	4
Dec. 7	CHARLOTTE		12:34	2-3	.667	0-0	.000	0-2	.000	0-3	3	2	0	2	1	0	4
Dec. 14	SOUTHERN MISS		DNP														
Dec. 17	ALABAMA STATE		19:08	4-11	.364	1-2	.500	6-7	.857	2-3	5	2	2	1	0	1	15
Dec. 20	at La Salle		18:02	2-4	.500	0-1	.000	1-2	.500	0-7	7	1	1	0	0	0	5
Dec. 28	SAMFORD		21:16	2-8	.250	0-0	.000	5-6	.833	0-0	0	2	0	1	0	2	9
Jan. 1	AUBURN		20:26	2-5	.400	0-0	.000	2-2	1.000	2-4	6	1	0	1	0	0	6
Jan. 4	at #8 Oklahoma		25:20	3-8	.375	0-1	.000	7-8	.875	3-2	5	0	0	3	1	0	13
Jan. 8	#20 TENNESSEE	*	31:39	11-20	.550	0-1	.000	0-0	.000	4-5	9	2	0	1	1	0	22
Jan. 11	at #18 Ole Miss	*	16:55	0-3	.000	0-1	.000	0-0	.000	0-1	1	4	0	1	0	0	0
Jan. 15	#5 VANDERBILT	*	27:04	5-11	.455	1-2	.500	2-2	1.000	3-1	4	2	0	0	1	0	13
Jan. 18	#7 KENTUCKY	*	30:44	9-13	.692	1-2	.500	4-6	.667	1-6	7	1	0	2	0	1	23
Jan. 25	at #23 Alabama	*	19:34	1-4	.250	0-0	.000	0-0	.000	0-2	2	4	0	3	0	0	2
Jan. 29	at #15 Tennessee	*	28:41	9-11	.818	1-1	1.000	2-4	.500	0-4	4	1	1	6	1	0	21
Feb. 1	MISSOURI	*	34:09	8-17	.471	0-1	.000	5-6	.833	3-2	5	0	4	1	2	0	21
Feb. 5	at #3 South Carolina	*	27:22	3-10	.300	0-0	.000	5-6	.833	2-2	4	2	0	2	1	0	11
Feb. 12	GEORGIA	*	24:17	5-9	.556	0-0	.000	7-7	1.000	1-6	7	3	0	1	0	0	17
Feb. 16	at Arkansas	*	16:53	2-4	.500	1-2	.500	0-0	.000	2-4	6	2	0	4	1	0	5
Feb. 19	FLORIDA	*	21:51	2-8	.250	0-0	.000	2-4	.500	1-1	2	2	0	4	2	0	6
Feb. 22	at #4 Texas		21:42	0-2	.000	0-1	.000	1-2	.500	0-2	2	2	0	2	0	0	1
Feb. 26	at Texas A&M		16:30	2-9	.222	1-3	.333	1-2	.500	0-0	0	1	0	1	1	0	6
Mar. 1	#6 LSU	*	28:15	6-12	.500	1-1	1.000	5-5	1.000	0-2	2	1	0	1	0	0	18
Mar. 4	vs Florida [SECT]	*	27:14	4-9	.444	0-1	.000	1-4	.250	2-1	3	1	0	1	1	0	9

LED TEAM IN...

Category	Number of Times	Record When
Points	6	2-4
Rebounds	1	0-1
Assists	-	-
Blocks	-	-
Steals	2	1-1
Minutes	-	-
3 FG Made	-	-
FT Made	7	3-4
Plus/Minus	1	1-0

PLAYER PRODUCTION CHART

Category	22-23*	23-24!	24-25!	25-26	Career
10+ Points	8	6	3	12	29
20+ Points	-	1	-	4	5
30+ Points	-	-	-	-	-
3+ 3FG Made	-	-	-	-	-
5+ FT Made	1	1	-	5	7
5+ Assists	-	-	-	-	-
10+ Assists	-	-	-	-	-
5+ Rebounds	14	5	1	12	32
10+ Rebounds	1	-	1	-	2
3+ Blocks	1	-	-	-	1
3+ Steals	1	2	-	-	3

YEAR	TEAM	GP	GS	MIN/AVG	FG-FGA	FG%	3FG-3FGA	3FG%	FT-FTA	FT%	OFF-DEF	REB	RPG	AST	APG	TO	STL	SPG	BLK	BPG	PTS	PPG	DBL	DBL
2022-23*	AU	28	27	597/21.3	79-182	43.4	0-8	.0	43-55	78.2	54-77	131	4.7	7	0.2	37	25	0.9	24	0.9	201	7.2	1	
2023-24*	OM	33	6	523/15.8	70-159	44.0	8-16	50.0	45-65	69.2	26-75	101	3.1	15	0.5	50	18	0.5	16	0.5	193	5.8	0	
2024-25*	OM	29	1	289/10.0	39-98	39.8	4-15	26.7	24-31	77.4	13-31	44	1.5	11	0.4	28	5	0.2	9	0.3	106	3.7	0	
2025-26	MSU	30	17	684/22.8	100-239	41.8	7-21	33.3	75-97	77.3	32-93	125	4.2	16	0.5	52	19	0.6	9	0.3	282	9.4	0	
TOTALS		120	51	2092/17.4	288-678	42.5	19-60	31.7	187-248	75.4	125-276	401	3.3	49	0.4	167	67	0.6	58	0.5	782	6.5	1	

40 MADISON FRANCIS

FR. | F | 6-2 | LANCASTER, N.Y. | LANCASTER CENTRAL HS



SCAN OR [CLICK HERE](#) FOR FULL BIO/STATISTICS



SEASON HIGHS

Points	30, vs Alabama State, 12/17/25
Rebounds	13, (4x) Last vs Florida, 2/19/26
Assists	4, vs Alcorn State, 11/24/25
Blocks	7, vs Charlotte, 12/7/25
Steals	7, at Alabama, 1/25/26
FG Made	12, vs Alabama State, 12/17/25
FG Attempted	18, vs Tennessee, 1/8/26
3-PT FG Made	3, (2x) Last at Arkansas, 2/16/26
3-PT FG Attempted	6, vs Missouri, 2/3/26
FT Made	10, vs Tennessee, 1/8/26
FT Attempted	10, vs Tennessee, 1/8/26
Minutes	39, vs Florida, 2/19/26

SEC HIGHS

Points	22, vs Tennessee, 1/8/26
Rebounds	13, (3x) Last vs Florida, 2/19/26
Assists	3, at Arkansas, 2/16/26
Blocks	6, vs Kentucky, 1/18/26
Steals	7, at Alabama, 1/25/26
FG Made	9, at Texas A&M, 2/26/26
FG Attempted	18, vs Tennessee, 1/8/26
3PT FG Made	3, (2x) Last at Arkansas, 2/16/26
3PT FG Attempted	6, vs Missouri, 2/3/26
FT Made	10, vs Tennessee, 1/8/26
FT Attempted	10, vs Tennessee, 1/8/26
Minutes	39, vs Florida, 2/19/26

CAREER HIGHS

Points	30, vs Alabama State, 12/17/25
Rebounds	13, (4x) Last vs Florida, 2/19/26
Assists	4, vs Alcorn State, 11/24/25
Blocks	7, vs Charlotte, 12/7/25
Steals	7, at Alabama, 1/25/26
FG Made	12, vs Alabama State, 12/17/25
FG Attempted	18, vs Tennessee, 1/8/26
3-PT FG Made	3, (2x) Last at Arkansas, 2/16/26
3-PT FG Attempted	6, vs Missouri, 2/3/26
FT Made	10, vs Tennessee, 1/8/26
FT Attempted	10, vs Tennessee, 1/8/26
Minutes	39, vs Florida, 2/19/26

NOTEABLES

FRESHMAN (2025-26)

- Tamika Catchings USBWA National Freshman of the Week (Dec. 2).
- 13 points, nine rebounds, four blocks and four steals vs #6 LSU (Mar. 1).
- Scored team-leading 19 points with nine boards, two blocks and two steals at Texas A&M (Feb. 26).
- Led team with 20 points, 13 rebounds, three blocks and three steals vs Florida (Feb. 19)
- 13 points, seven rebounds and two blocks at Arkansas (Feb. 18).
- 2x SEC Freshman Of The Week (Feb. 3; 17)
- 17 points on 58.3 percent shooting, alongside eight rebounds and four blocks vs Georgia (Feb. 12).
- 12 points and 10 rebounds in win against #15 Tennessee (Jan. 18).
- Seven points, six rebounds and six blocks vs #7 Kentucky (Jan. 18).
- Team-leading 15 points on 60 percent shooting with eight rebounds against #5 Vanderbilt (Jan. 16).
- Secured SEC-highs of 22 points and 13 rebounds, along with four blocks vs #20 Tennessee (Jan. 8).
- Joined the likes of LaToya Thomas, Victoria Vivians and Rickea Jackson as Bulldog freshmen to score 30+ with a 30-point double-double against Alabama State (Dec. 17).
- Played four seasons at Lancaster HS.
- Averaged 24.8 points, 12.6 rebounds, 4.5 steals, 3.6 assists and 3.0 blocks throughout her HS career.
- Won Gold with 2024 USA Women's USA U18 National Team at 2024 Fiba U18 AmeriCup.
- One of 12 HS players to be elected to play in the 2025 USA Women's Nike Hoop Summit.

PERSONAL

FRANCIS' GAME-BY-GAME STATS

DATE	OPPONENT	GS	MIN	FG-FGA	FG%	3FG-3FGA	3FG%	FT-FTA	FT%	OFF-DEF	REB	PF	AST	TO	STL	BLK	PTS
Nov. 3	DAVIDSON		31:09	3-8	.375	0-1	.000	2-4	.500	1-3	4	3	1	3	0	6	8
Nov. 7	GEORGIA STATE		22:13	4-10	.400	0-2	.000	2-3	.667	4-2	6	3	1	4	0	1	10
Nov. 9	MISSISSIPPI VALLEY STATE		24:25	7-12	.583	1-4	.250	2-2	1.000	4-4	8	0	3	2	2	5	17
Nov. 13	JACKSON STATE		29:51	5-9	.556	0-3	.000	1-2	.500	1-1	2	4	1	1	3	3	11
Nov. 20	at Texas Tech	*	23:09	5-12	.417	0-2	.000	0-1	.000	0-4	4	5	0	3	0	1	10
Nov. 24	vs Alcorn State	*	30:31	4-6	.667	1-3	.333	6-6	1.000	2-4	6	2	4	3	3	1	15
Nov. 25	vs Middle Tennessee	*	32:32	7-11	.636	1-2	.500	2-2	1.000	3-3	6	4	3	0	1	6	17
Nov. 30	ULM	*	36:03	3-10	.300	0-1	.000	2-2	1.000	8-5	13	2	2	5	2	3	8
Dec. 4	PITT	*	29:24	4-10	.400	0-1	.000	2-4	.500	3-7	10	1	2	2	2	2	10
Dec. 7	CHARLOTTE	*	32:27	5-11	.455	0-3	.000	4-6	.667	3-4	7	1	1	2	1	7	14
Dec. 14	SOUTHERN MISS	*	25:26	2-11	.182	0-0	.000	3-4	.750	3-2	5	2	0	1	1	1	7
Dec. 17	ALABAMA STATE	*	30:13	12-16	.750	2-3	.667	4-6	.667	6-4	10	1	2	2	3	4	30
Dec. 20	at La Salle	*	14:02	1-3	.333	0-0	.000	2-2	1.000	1-1	2	1	2	1	2	1	4
Dec. 28	SAMFORD	*	25:38	10-14	.714	1-3	.333	2-3	.667	6-5	11	0	1	1	1	4	23
Jan. 1	AUBURN	*	30:08	4-9	.444	0-1	.000	4-4	1.000	5-8	13	3	0	2	0	0	12
Jan. 4	at #8 Oklahoma	*	19:59	1-9	.111	0-4	.000	1-2	.500	3-4	7	5	0	2	0	3	3
Jan. 8	#20 TENNESSEE	*	38:42	6-18	.333	0-1	.000	10-10	1.000	7-6	13	0	1	2	1	4	22
Jan. 11	at #18 Ole Miss	*	33:39	6-17	.353	0-0	.000	3-6	.500	3-4	7	2	1	3	2	3	15
Jan. 15	#5 VANDERBILT	*	35:55	6-10	.600	0-1	.000	3-5	.600	4-4	8	3	2	3	0	0	15
Jan. 18	#7 KENTUCKY	*	30:56	3-12	.250	0-3	.000	1-2	.500	1-5	6	3	1	1	0	6	7
Jan. 25	at #23 Alabama	*	35:54	7-17	.412	1-2	.500	1-3	.333	2-6	8	4	2	6	7	1	16
Jan. 29	at #15 Tennessee	*	34:47	5-6	.833	1-1	1.000	1-2	.500	2-8	10	4	3	3	1	3	12
Feb. 1	MISSOURI	*	29:21	6-13	.462	3-6	.500	2-2	1.000	6-3	9	2	2	2	2	1	17
Feb. 5	at #3 South Carolina	*	31:28	5-14	.357	0-1	.000	2-3	.667	1-2	3	3	0	4	2	2	12
Feb. 12	GEORGIA	*	34:44	7-12	.583	1-1	1.000	2-3	.667	0-8	8	4	1	4	1	4	17
Feb. 16	at Arkansas	*	32:11	5-10	.500	3-5	.600	0-0	.000	1-6	7	3	3	1	0	2	13
Feb. 19	FLORIDA	*	39:08	7-13	.538	0-1	.000	6-9	.667	6-7	13	4	0	4	3	3	20
Feb. 22	at #4 Texas	*	9:26	2-3	.667	0-0	.000	0-0	.000	1-0	1	0	0	2	0	1	4
Feb. 26	at Texas A&M	*	35:40	9-17	.529	0-1	.000	1-2	.500	4-5	9	3	2	2	2	2	19
Mar. 1	#6 LSU	*	36:31	5-16	.312	1-1	1.000	2-3	.667	4-5	9	2	0	7	4	4	13
Mar. 4	vs Florida [SECT]	*	17:28	3-8	.375	0-0	.000	3-5	.600	2-1	3	5	0	1	2	4	9

LED TEAM IN...

Category	Number of Times	Record When
Points	9	3-6
Rebounds	10	5-6
Assists	1	1-0
Blocks	25	15-10
Steals	13	6-7
Minutes	15	8-7
3 FG Made	3	3-0
FT Made	5	3-2
Plus/Minus	4	3-1

PLAYER PRODUCTION CHART

Category	25-26	Career
10+ Points	23	23
20+ Points	4	4
30+ Points	1	1
3+ 3FG Made	2	2
5+ FT Made	3	3
5+ Assists	-	-
10+ Assists	-	-
5+ Rebounds	23	23
10+ Rebounds	8	8
3+ Blocks	16	16
3+ Steals	5	5

YEAR	TEAM	GP	GS	MIN/AVG	FG-FGA	FG%	3FG-3FGA	3FG%	FT-FTA	FT%	OFF-DEF	REB	RPG	AST	APG	TO	STL	SPG	BLK	BPG	PTS	PPG	DBL	DBL
2025-26	MSU	31	27	913/29.5	159-347	45.8	16-57	28.1	76-108	70.4	97-131	228	7.4	41	1.3	79	48	1.5	88	2.8	410	13.2	7	
TOTALS		31	27	913/29.5	159-347	45.8	16-57	28.1	76-108	70.4	97-131	228	7.4	41	1.3	79	48	1.5	88	2.8	410	13.2	7	

85 MELISSA GUILLET

FR. | G | 6-1 | LA ROCHE-SUR-YON, FRANCIE | LYCEE MARCELIN BERTHELOT



SCAN OR [CLICK HERE](#) FOR FULL BIO/STATISTICS



SEASON HIGHS

Points	7, vs Florida, 5/7/26
Rebounds	3, at Arkansas, 2/16/26
Assists	1, (3x) Last vs Florida, 5/7/26
Blocks	
Steals	1, (2x) Last vs Florida, 3/4/26
FG Made	2, vs Florida, 3/4/26
FG Attempted	3, (2x) Last at Arkansas, 2/16/26
3-PT FG Made	1, vs Florida, 3/4/26
3-PT FG Attempted	2, (3x) Last at Arkansas, 2/16/26
FT Made	2, vs Florida, 3/4/26
FT Attempted	2, vs Florida, 3/4/26
Minutes	15, at Texas, 2/22/26

SEC HIGHS

Points	2, (2x) Last at Texas, 2/22/26
Rebounds	3, at Arkansas, 2/16/26
Assists	1, (2x) Last at Arkansas, 2/16/26
Blocks	
Steals	1, at Tennessee, 1/29/26
FG Made	1, (2x) Last at Texas, 2/22/26
FG Attempted	3, (2x) Last at Arkansas, 2/16/26
3-PT FG Made	
3-PT FG Attempted	2, (3x) Last at Arkansas, 2/16/26
FT Made	
FT Attempted	
Minutes	15, at Texas, 2/22/26

CAREER HIGHS

Points	7, vs Florida, 5/7/26
Rebounds	3, at Arkansas, 2/16/26
Assists	1, (3x) Last vs Florida, 5/7/26
Blocks	
Steals	1, (2x) Last vs Florida, 3/4/26
FG Made	2, vs Florida, 3/4/26
FG Attempted	3, (2x) Last at Arkansas, 2/16/26
3-PT FG Made	1, vs Florida, 3/4/26
3-PT FG Attempted	2, (3x) Last at Arkansas, 2/16/26
FT Made	2, vs Florida, 3/4/26
FT Attempted	2, vs Florida, 3/4/26
Minutes	15, at Texas, 2/22/26

NOTEABLES

FRESHMAN (2025-26)

- Season-high seven points in season finale against Florida (Mar. 4)
- Scored first career basket at Arkansas (Feb. 16).
- Made her MSU debut 48 hours after moving to the United States vs #7 Kentucky.
- Joined the program midway through January, prior to State's matchup with #7 Kentucky on January 18.

PERSONAL (2025-26)

- Played the last two seasons for Basket Club La Tronche Meylan.
- Was averaging 7.0 points and 2.6 rebounds during the current season before signing with Mississippi State.
- Competed in the 2024 FIBA U18 and 2022 FIBA U16 Women's European Championships, guiding Team France to the Championship in each of those.
- In the 2024 edition of the U18's, Guillet averaged 7.4 points and 1.6 rebounds.

GUILLET'S GAME-BY-GAME STATS

DATE	OPPONENT	GS	MIN	FG-FGA	FG%	3FG-3FGA	3FG%	FT-FTA	FT%	OFF-DEF	REB	PF	AST	TO	STL	BLK	PTS
Nov. 3	DAVIDSON		DNP														
Nov. 7	GEORGIA STATE		DNP														
Nov. 9	MISSISSIPPI VALLEY STATE		DNP														
Nov. 13	JACKSON STATE		DNP														
Nov. 20	at Texas Tech		DNP														
Nov. 24	vs Alcorn State		DNP														
Nov. 25	vs Middle Tennessee		DNP														
Nov. 30	ULM		DNP														
Dec. 4	PITT		DNP														
Dec. 7	CHARLOTTE		DNP														
Dec. 14	SOUTHERN MISS		DNP														
Dec. 17	ALABAMA STATE		DNP														
Dec. 20	at La Salle		DNP														
Dec. 28	SAMFORD		DNP														
Jan. 1	AUBURN		DNP														
Jan. 4	at #8 Oklahoma		DNP														
Jan. 8	#20 TENNESSEE		DNP														
Jan. 11	at #18 Ole Miss		DNP														
Jan. 15	#5 VANDERBILT		DNP														
Jan. 18	#7 KENTUCKY	0:53		0-0	.000	0-0	.000	0-0	.000	0-0	0	0	0	0	0	0	0
Jan. 25	at #23 Alabama	3:33		0-0	.000	0-0	.000	0-0	.000	0-0	0	0	1	0	0	0	0
Jan. 29	at #15 Tennessee	6:40		0-3	.000	0-1	.000	0-0	.000	0-0	0	0	0	0	1	0	0
Feb. 1	MISSOURI	2:31		0-2	.000	0-2	.000	0-0	.000	0-0	0	0	0	1	0	0	0
Feb. 5	at #3 South Carolina	4:57		0-2	.000	0-2	.000	0-0	.000	0-0	0	0	0	0	0	0	0
Feb. 12	GEORGIA		DNP														
Feb. 16	at Arkansas	8:11		1-3	.333	0-2	.000	0-0	.000	1-2	3	1	1	0	0	0	2
Feb. 19	FLORIDA	0:42		0-0	.000	0-0	.000	0-0	.000	0-0	0	0	0	0	0	0	0
Feb. 22	at #4 Texas	15:10		1-2	.500	0-1	.000	0-0	.000	1-0	1	0	0	1	0	0	2
Feb. 26	at Texas A&M		DNP														
Mar. 1	#6 LSU		DNP														
Mar. 4	vs Florida [SECT]	9:58		2-2	1.000	1-1	1.000	2-2	1.000	2-0	2	2	1	0	1	0	7

LED TEAM IN...

Category	Number of Times	Record When
Points	-	-
Rebounds	-	-
Assists	-	-
Blocks	-	-
Steals	-	-
Minutes	-	-
3 FG Made	-	-
FT Made	-	-
Plus/Minus	1	0-1

PLAYER PRODUCTION CHART

Category	25-26	Career
10+ Points	-	-
20+ Points	-	-
30+ Points	-	-
3+ 3FG Made	-	-
5+ FT Made	-	-
5+ Assists	-	-
10+ Assists	-	-
5+ Rebounds	-	-
10+ Rebounds	-	-
3+ Blocks	-	-
3+ Steals	-	-

YEAR	TEAM	GP	GS	MIN/AVG	FG-FGA	FG%	3FG-3FGA	3FG%	FT-FTA	FT%	OFF-DEF	REB	RPG	AST	APG	TO	STL	SPG	BLK	BPG	PTS	PPG	DBL	DBL
2025-26	MSU	9	0	53/5.9	4-14	28.6	1-9	11.1	2-2	100.0	4-2	6	0.7	3	0.3	2	2	0.2	0	0.0	11	1.2	0	
TOTALS		9	0	53/5.9	4-14	28.6	1-9	11.1	2-2	100.0	4-2	6	0.7	3	0.3	2	2	0.2	0	0.0	11	1.2	0	

2025-26 TV/RADIO ROSTER



1

SANIYAH KING

So. | G | 5-7 | Washington, D.C.
Howard



2

DESTINEY MCPHAUL

R-Sr. | G | 5-9 | Philadelphia, Pa.
Northwest Florida State College/Temple



4

TRAYANNA CRISP

Sr. | G | 5-8 | Goodyear, Ariz.
Arizona State/North Carolina



5

CHANDLER PRATER

Gr. | G/F | 5-10 | Kansas City, Mo.
Oklahoma State/Kansas



8

AWA FANE

Jr. | G/F | 5-8 | Thies, Senegal
Panola College



10

JAYLAH LAMPLEY

Fr. | G | 6-1 | Fishers, Ind.
Lawrence Central HS



13

ROCÍO JIMÉNEZ

R-Fr. | C | 6-7 | Elías Piña, Dominican Republic
Central Pointe Christian Academy



22

NATALIYAH GRAY

Fr. | F | 6-3 | Houston, Texas
Alief Taylor HS



25

FAVOUR NWAEDOZI

Jr. | F | 6-3 | Delta, Nigeria
Mukogawa Women's University (Japan)



33

KHARYSSA RICHARDSON

Sr. | F | 6-2 | Douglasville, Ga.
Auburn/Ole Miss



40

MADISON FRANCIS

Fr. | F | 6-2 | Lancaster, N.Y.
Lancaster Central HS



85

MELISSA GUILLET

Fr. | G | 6-1 | La Roche-sur-Yon, France
Lycee Marcelin Berthelot



SAM PURCELL

Head Coach
Fourth Season



FRED CASTRO

Associate Head Coach
Second Season



ANITA HOWARD

Assistant Coach
Second Season



SAMANTHA WILLIAMS














Assistant Coach
Second Season



TONY DUKES

Assistant Coach/Scouting
Third Season

TV/RADIO CHART

1		SANIYAH KING Guard 5-7 So. Washington, D.C. Bishop Ireton HS Howard	GP-GS	PPG	RPG	APG	FG%	3FG%	FT%	SPG	MPG	<ul style="list-style-type: none"> Seven points on season-high 23 mins at #4 Texas (Feb. 22). Six points at #23 Alabama (Jan. 25). Season-high 13 against #5 Vanderbilt, her first game in double-figures this season (Jan. 15). Eight points and season-high four assists vs Pitt (Dec. 4).
2		DESTINEY MCPHAUL Guard 5-9 R-Sr. Philadelphia, Pa. West Catholic HS Temple Northwest Florida State CC	GP-GS	PPG	RPG	APG	FG%	3FG%	FT%	SPG	MPG	<ul style="list-style-type: none"> Team-high six assists vs Arkansas (Feb. 16). 16 points, 10 assists and six steals vs La Salle, her first career double double (Dec. 20). Career-high 22 points on 61.5 percent shooting vs Pitt (Dec. 4). Scored 20 points on opening night against Davidson (Nov. 3)
4		TRAYANNA CRISP Guard 5-8 Sr. Goodyear, Ariz. Millennium HS Arizona State North Carolina	GP-GS	PPG	RPG	APG	FG%	3FG%	FT%	SPG	MPG	<ul style="list-style-type: none"> 12 points (3 3FG's) in last game at Texas A&M (Feb. 26). Has hit at least one three in 24 of 28 games played. 13 games in double figures this season. 8 games with 3+ three-pointers. 18 points after career-high six threes vs Missouri (Feb. 2).
5		CHANDLER PRATER Guard/Forward 5-10 Gr. Kansas City, Mo. North Kansas City HS Kansas Oklahoma State	GP-GS	PPG	RPG	APG	FG%	3FG%	FT%	SPG	MPG	<ul style="list-style-type: none"> 10 pts and five boards in first start since Jan. 4 vs LSU (Mar. 1) Has recorded 10+ pts in consecutive games and in 11 this year. Became first Dawg since Teaira McCowan to get 5 straight double doubles with 10 points and 10 rebounds vs Samford (Dec. 28) Scored a career-high 25 points vs Mississippi Valley (Nov. 9)
8		AWA FANE Guard 5-8 Jr. Thies, Senegal Life Preparatory Academy (Kan.) Panola College	GP-GS	PPG	RPG	APG	FG%	3FG%	FT%	SPG	MPG	<ul style="list-style-type: none"> Dished out SEC-high three assists at Texas A&M (Feb. 26). SEC-high nine points with three triples at Arkansas (Feb. 16). Scored first SEC points with a three vs #20 Tennessee (Jan. 8). Six points in 12 minutes vs Samford (Dec. 28). Knocked down a trio of three-pointers in the second quarter
10		JAYLAH LAMPLEY Guard 6-1 Fr. Fishers, Ind. Lawrence Central HS	GP-GS	PPG	RPG	APG	FG%	3FG%	FT%	SPG	MPG	<ul style="list-style-type: none"> Career-high 11 rebounds vs Florida (Feb. 19). Team-leading 16 points with nine boards at Arkansas (Feb. 16) where she shot 60% from the floor and from distance. Went 3-5 from deep in 10 point, six board game vs Miz (Feb. 2) SEC-High 14 points on 6-9 FGs vs #23 Alabama (Jan. 25).
13		ROCIO JIMÉNEZ Center 6-7 R-Sr. Elias Piña, Dominican Republic Central Pointe Christian Academy	GP-GS	PPG	RPG	APG	FG%	3FG%	FT%	BPG	MPG	<ul style="list-style-type: none"> Scored first career points against Mississippi Valley (Nov. 9) after earning nine points and three rebounds in five minutes. Redshirted first two seasons due to an injury sustained prior to Mississippi State. Reclassified to join the program in December of 2023.
22		NATALIYAH GRAY Forward 6-3 Fr. Houston, Texas Alief Taylor HS	GP-GS	PPG	RPG	APG	FG%	3FG%	FT%	BPG	MPG	<ul style="list-style-type: none"> Four points vs Florida (Feb. 19). Five points in five minutes at #8 Oklahoma (Jan. 4) Scored 15 points and collected seven rebounds, all in the second half against Mississippi Valley (Nov. 9). 91st ranked recruit in the 2025 class according to ESPN.
25		FAVOUR NWAEDOZI Forward 6-3 Jr. Delta, Nigeria Hakuho Girls' HS (Japan) Mukogawa Women's University (Japan)	GP-GS	PPG	RPG	APG	FG%	3FG%	FT%	BPG	MPG	<ul style="list-style-type: none"> 10 points and 11 rebounds vs #6 LSU (Mar. 1) 14 dbl-dbls are most since Teaira McCowan in 18-19 (31). Has gathered 5+ rebounds in 26 of 29 games this season. 10 points and 21 rebounds, her second 20 rebound performance vs Kentucky (Jan. 18).
33		KHARYSSA RICHARDSON Forward 6-2 Sr. Douglasville, Ga. New Manchester HS Auburn Ole Miss	GP-GS	PPG	RPG	APG	FG%	3FG%	FT%	BPG	MPG	<ul style="list-style-type: none"> Four of five career 20+ performances have come this year. 12 games in double-figures are her most in a single season. 18 points against #6 LSU (Mar. 1) 21 points (9-11 FG) and four rebounds at #15 Tenn. (Jan. 29). Career-high 23 on 69% from the floor vs #7 Kentucky (Jan. 18).
40		MADISON FRANCIS Forward 6-2 Fr. Lancaster, N.Y. Lancaster Central HS	GP-GS	PPG	RPG	APG	FG%	3FG%	FT%	BPG	MPG	<ul style="list-style-type: none"> 2x SEC Freshman of the Week (Feb. 3, Feb. 17). 13 points, 9 boards, 4 blocks, 4 steals vs #6 LSU (Mar. 1). Recorded at least one block in last 11 games. Has scored 10+ in 13 of 16 SEC contests and in 23 total games. 20 points, 13 boards, 3 blocks and 3 steals vs Florida (Feb. 19).
85		MELISSA GUILLET Guard 6-1 Fr. La Roche-sur-Yon, France Lycee Marcelin Berthelot	GP-GS	PPG	RPG	APG	FG%	3FG%	FT%	SPG	MPG	<ul style="list-style-type: none"> Scored her first collegiate basket at Arkansas (Feb. 16). Made MSU debut vs #7 Kentucky 48 hours after arriving in US. Played 2 seasons for Basket Club La Tronche Meylan in France. Won Gold with Team France in 2024 FIBA U18 and 2022 FIBA U16 Women's European Championships.
HC		SAM PURCELL Head Coach 4th Season MSU Record: 85-48 (29-35 SEC) ALMA MATER: Auburn	<ul style="list-style-type: none"> Entering 25-26, has won more overall games (67) and SEC games (24) than any head coach throughout their first three seasons in Bulldog history. Signed the program's second-best signing class when him and his staff inked Lampley, Francis and Gray, resulting in the 10th-ranked signing class. (2019 - 6th ranked class) Only coach to bring Mississippi State to at least one NCAA Tournament in first three seasons: He's done so twice. (2023, 2025). 									