



MISSISSIPPI STATE BULLDOGS WOMEN'S BASKETBALL

HAILSTATE.COM • @HAILSTATEWBK

GAME 15 • KENTUCKY

2018-19 SCHEDULE/RESULTS

OVERALL RECORD	13-1
SEC	1-0
NON-CONFERENCE	12-1
HOME	7-0
AWAY	6-1
NEUTRAL	0-0

Rnk. (AP/USAT)	DATE	MSU	OPP	OPPONENT	TV	TIME/RESULTS
	N2	6/6	-/-	CENTRAL MISSOURI (Exh.)	SECN+	W, 97-56
	N6	6/6	NR/NR	SE MISSOURI ST.	SECN+	W, 88-53
	N9	6/6	RV/NR	at Virginia	ACCN Extra	W, 72-44
	N15	6/6	NR/NR	LAMAR	SECN+	W, 104-53
	N18	6/6	NR/NR	COPPIN STATE	SECN+	W, 110-38
	N21	6/6	NR/NR	FURMAN	SECN+	W, 106-41
	N24	6/6	NR/NR	JACKSON STATE	SECN+	W, 105-38
	N28	6/6	NR/NR	at Little Rock		W, 98-63
	D2	6/6	10/10	! at Texas	FS1	W, 67-49
	D6	6/6	18/15	MARQUETTE	SECN+	W, 87-82
	D14	5/5	NR/NR	at Southern Miss		W, 86-42
	D18	4/4	7/7	at Oregon	ESPN2	L, 74-82
	D20	4/4	NR/NR	at Washington		W, 103-56
	D30	8/7	NR/NR	LOUISIANA	SECN+	W, 104-36
	J3	7/6	NR/NR	* at Arkansas	SECN	W, 93-69
	J6	7/6	16/15	* KENTUCKY	SECN	4 p.m.
	J10			* GEORGIA	SECN	8 p.m.
	J14			* at Auburn	SECN	6 p.m.
	J17			* SOUTH CAROLINA	ESPN or SECN	6 p.m.
	J24			* at Florida	SECN+	6 p.m.
	J27			* OLE MISS	SECN	2 p.m.
	J31			* at LSU	SECN+	6:30 p.m.
	F3			* at Alabama	SECN	12 p.m.
	F10			* TENNESSEE	ESPN	1 p.m.
	F14			* MISSOURI	SECN	8 p.m.
	F17			* at Texas A&M	SECN	1 p.m.
	F21			* at Ole Miss	SECN+	7 p.m.
	F24			* VANDERBILT	SECN	1 p.m.
	F28			* LSU	SECN+	7 p.m.
	M3			* at South Carolina	ESPN2	1 p.m.
	M6-10			# SEC Tournament		
	M22-25			NCAA First/Second Rounds		
	M29-A1			NCAA Regionals		
	A5-7			NCAA Women's Final Four (Tampa, Fla.)		

All Times Central
Home Games In **BOLD CAPS**
! — SEC/Big 12 Challenge
— SEC Tournament (Greenville, S.C.)
* — SEC Game

#HailStateHoops Communications Contacts

Brian Ogden (Interim Primary Contact)
Office: (662) 325-0970
Cell: (972) 977-7459
Email: bogden@athletics.msstate.edu

McRae Clay (Secondary Contact)
Office: (662) 325-7556
Cell: (601) 850-9610
Email: mclay@athletics.msstate.edu



MISSISSIPPI STATE

'18-19 Record.....13-1 (1-0 SEC)
Head CoachVic Schaefer
Record At MSU174-54 (7th Season)
Career Record.....254-164 (14th Season)

COMPARISON

92.6	Pts./Gm.	80.1
53.3	Pts. ALLOWED/Gm.	54.5
51.4%	FG%	43.5%
38.2%	3FG%	40.2%
71.9%	FT%	76.7%
46.6	Rbds./Gm.	36.5
19.1	Assts./Gm.	15.4
9.1	Stls./Gm.	12.0
7.1	Blks./Gm.	3.6



KENTUCKY

'18-19 Record.....14-1 (1-0 SEC)
Head CoachMatthew Mitchell
Record At UK270-118 (12th Season)
Career Record.....300-147 (14th Season)

JANUARY 6, 2019 // STARKVILLE, MISS. // HUMPHREY COLISEUM // 4 P.M. CT

BULLDOG BITES...

- The Bulldogs set a new school record with their sixth 100-point game of the year on Sunday, defeating Louisiana, 104-36. The SEC record is 10 games set by Alabama in the 1991-92 season.
- Seniors Jazzmun Holmes and Teaira McCowan have won 112-career games, tied for the 3rd-most in the nation since 2015-16. Their 84 wins since 2016-17 lead the nation in that span.
- State has been in the AP poll 83 straight weeks, including 47 weeks in a row in the Top 10.
- The Bulldogs are the nation's best scoring offense, averaging 92.6 ppg. Its 53.3 ppg allowed is 12th in the country, giving the Dawgs the highest scoring margin (+39.4) in Division I.
- MSU tops the SEC in FG% (51.4%), rebounding (46.6 rpg), assist/turnover ratio (1.5), assists (19.1 apg), rebound margin (+17.6), and scoring offense.
- The Bulldogs continue to lead the nation in blocked shots with 100 on the year, 7.1 bpg. Teaira McCowan's 40 blocks are 3rd in the nation and lead the SEC.
- Jazzmun Holmes leads the nation with a 4.9 assist/turnover ratio. Xaria Wiggins is 3rd in the SEC (3.3), and Jordan Danberry is 13th (2.0). They have helped MSU to DI's 5th-best ratio (1.50).
- Teaira McCowan has scored double figures in 19 of her last 20 games going back to last season, with 9 of those being 20-point efforts. The two-time SEC Player of the Week is 19-of-20 from the free throw line over her last 7 games and shooting 68.4% from the field (39-of-57).
- Over the last 7 games, Jazzmun Holmes has turned in 40 assists with just 9 turnovers. She is averaging 10.6 ppg with a 48.9% FG% (23-of-47) and making 27-of-30 from the free throw line.
- Chloe Bibby is 3rd in the SEC, and 25th in the nation, sinking the triple at a 45.9% clip.
- Teaira McCowan is one of just two players in the SEC to be among the top 10 in the league in both scoring and rebounding average.
- MSU won its 700th game in program history on Dec. 14, defeating Southern Miss, 86-42.

PROJECTED STARTING LINEUP (Based On Previous Game)

MISSISSIPPI STATE										
No.	NAME	Pos.	Ht.	Cl.	HOMETOWN	PPG	RPG	APG	BPG	SPG
5	Anriel Howard	F	5-11	Gr.	Atlanta, Georgia	15.5	7.9	1.6	0.6	1.3
10	Jazzmun Holmes	G	5-8	Sr.	Gulfport, Mississippi	8.0	1.9	5.3	0.2	1.9
15	Teaira McCowan	C	6-7	Sr.	Brenham, Texas	16.6	13.2	0.8	2.9	0.7
24	Jordan Danberry	G	5-8	Sr.	Conway, Arkansas	13.1	3.6	3.5	0.4	1.9
55	Chloe Bibby	F	6-1	So.	Warracknabeal, Australia	11.6	4.4	1.6	0.6	0.7

KENTUCKY										
No.	NAME	Pos.	Ht.	Cl.	HOMETOWN	PPG	RPG	APG	BPG	SPG
3	KeKe McKinney	F	6-1	So.	Knoxville, Tennessee	5.3	4.9	1.0	1.1	1.3
4	Maci Morris	G	6-0	Sr.	Pineville, Kentucky	15.9	3.1	1.4	0.9	2.1
10	Rhyne Howard	G	6-2	Fr.	Cleveland, Tennessee	17.5	7.1	2.7	0.9	2.1
14	Tatyana Wyatt	F	6-2	So.	Columbus, Georgia	5.5	3.9	0.3	0.3	0.6
24	Taylor Murray	G	5-6	Sr.	Odenton, Maryland	13.6	3.5	4.2	0.1	3.7

SERIES HISTORY

Overall: UK leads 27-20
At MSU: UK leads 10-9
At UK: UK leads 12-9
Neutral Sites: UK leads 5-2
Last Meeting:
MSU, 81-58 (3/2/18 in SEC Tournament)

TV INFORMATION

Network: SEC Network
Play-by-Play: Courtney Lyle
Analyst: Tamika Catchings
Online: <https://hailst.at/2H2J7Wju>

RADIO/STREAMING

Network: MSU Radio Network
Play-by-Play: Jason Crowder
Analyst: Charlie Winfield
Station List: <https://hailst.at/2PysJ0P>
Online: <https://hailst.at/2H60QKD>
TuneIn: <https://hailst.at/2PFtuFh>



@HailStateWBK

HailStateWBK

Facebook.com/HailStateWBK

HailState.com

MISSISSIPPI STATE 2018-19 RADIO/TV ROSTER (Click the Photo for Bio)

**1 MYAH TAYLOR**
G • 5-7 • RFr. • Olive Branch, Miss.**2 ANDRA ESPINOZA-HUNTER**
G • 5-11 • So. • Ossining, N.Y.**4 JESSIKA CARTER**
F/C • 6-5 • Fr. • Waverly Hall, Ga.**5 ANRIEL HOWARD**
F • 5-11 • Gr. • Atlanta, Ga.**10 JAZZMUN HOLMES**
G • 5-8 • Sr. • Gulfport, Miss.**11 XARIA WIGGINS**
G/F • 6-1 • Fr. • Virginia Beach, Va.**13 PROMISE TAYLOR**
C • 6-5 • So. • Issaquah, Wash.**15 TEAIRA MCCOWAN**
C • 6-7 • Sr. • Brenham, Texas**20 NYAH TATE**
G • 6-0 • So. • Terry, Miss.**23 BRE'AMBER SCOTT**
G • 5-11 • So. • Little Rock, Ark.**24 JORDAN DANBERRY**
G • 5-8 • Sr. • Conway, Ark.**25 ZION CAMPBELL**
C • 6-3 • R-Jr. • Washington, D.C.**55 CHLOE BIBBY**
F • 6-1 • So. • Warracknabeal, Australia**VIC SCHAEFER**
Head Coach
7th Season**JOHNNIE HARRIS**
Associate Head Coach
7th Season**DIONNAH JACKSON-DURRETT**
Assistant Coach
4th Season**ELENA LOVATO**
Assistant Coach
1st Season (3rd Overall)

PRONUNCIATIONS

Andra Espinoza-Hunter
AHN-druh
Anriel Howard
ANN-Ree-EL
Dionnah Jackson-Durrett
Dee-AHN-ah Jackson-DUR-et
Elena Lovato
E-LANE-Ah LO-Vah-Toe
Teaira McCowan
Tee-AIR-ah Mah-COW-ahn
Xaria Wiggins
ZAR-ee-ah

MISSISSIPPI STATE 2018-19 NUMERICAL ROSTER

No.	Player	Pos.	Ht.	Cl.	Exp.	Hometown (High School/Previous School)
1	Myah Taylor	G	5-7	RFr.	RS	Olive Branch, Miss. (Olive Branch HS)
2	Andra Espinoza-Hunter	G	5-11	So.	TR	Ossining, N.Y. (Ossining HS/UConn)
4	Jessika Carter	F/C	6-5	Fr.	HS	Waverly Hall, Ga. (Harris County HS)
5	Anriel Howard	F	5-11	Gr.	TR	Atlanta, Ga. (Westlake HS/Texas A&M)
10	Jazzmun Holmes	G	5-8	Sr.	3L	Gulfport, Miss. (Harrison Central HS)
11	Xaria Wiggins	G/F	6-1	Fr.	HS	Virginia Beach, Va. (Princess Anne HS)
13	Promise Taylor*	C	6-5	So.	TR	Issaquah, Wash. (Sammamish HS/Ole Miss)
15	Teaira McCowan	C	6-7	Sr.	3L	Brenham, Texas (Brenham HS)
20	Nyah Tate	G	6-0	So.	1L	Terry, Miss. (Terry HS)
23	Bre'Amber Scott	G	5-11	So.	1L	Little Rock, Ark. (Central HS)
24	Jordan Danberry	G	5-8	Sr.	1L	Conway, Ark. (Conway HS/Arkansas)
25	Zion Campbell	C	6-3	RJr.	2L	Washington, D.C. (Riverdale Baptist School)
55	Chloe Bibby	F	6-1	So.	1L	Warracknabeal, Australia (Rowville Secondary College)

* — Currently sitting out the 2018-19 season due to NCAA transfer rules

COACHING STAFF

Head Coach.....Vic Schaefer — 7th Season
Associate Head Coach.....Johnnie Harris — 7th Season
Assistant Coach.....Dionnah Jackson-Durrett — 4th Season
Assistant Coach.....Elena Lovato — 1st Season (3rd Overall)

Dir. of Operations.....Maryann Baker — 7th Season
Head Strength & Conditioning Coach.....Marci Hoppa — 2nd Season
Certified Athletic Trainer.....Julie Martin — 2nd Season



2017 & 2018 NCAA NATIONAL FINALISTS



2018 SEC CHAMPIONS

ASSOCIATED PRESS TOP 25 POLL
December 31

Rk.	School	Rcd.	Pts.	Pvs.
1	Connecticut (31)	11-0	775	1
2	Notre Dame	12-1	741	2
3	Louisville	12-0	714	3
4	Maryland	12-0	645	4
5	Oregon	11-1	641	5
6	Stanford	10-1	622	6
7	Mississippi State	12-1	586	8
8	Baylor	8-1	584	7
9	North Carolina State	13-0	527	9
10	Tennessee	11-1	499	10
11	Oregon State	10-2	452	11
12	Minnesota	12-0	427	12
13	Texas	10-2	402	13
14	Syracuse	11-2	369	15
15	Michigan State	11-1	304	21
16	Kentucky	13-1	295	18
17	Gonzaga	12-1	234	20
18	California	9-2	201	14
19	Iowa	9-3	185	16
20	Marquette	10-3	183	22
21	Texas A&M	11-2	173	23
22	Arizona State	9-3	97	17
23	South Carolina	8-4	76	25
24	DePaul	9-4	72	19
25	Iowa State	10-2	66	NR

USA TODAY TOP 25 POLL
January 1

Rk.	School	Rcd.	Pts.	Pvs.
1	Connecticut (31)	11-0	775	1
2	Notre Dame	12-1	736	2
3	Louisville	12-0	716	3
4	Maryland	11-0	668	4
5	Oregon	11-1	646	5
6	Mississippi State	12-1	595	7
7	Baylor	8-1	590	6
8	Stanford	10-1	583	8
9	North Carolina State	13-0	532	9
10	Tennessee	11-1	502	10
11	Oregon State	10-2	442	11
12	Texas	10-2	419	12
13	Minnesota	12-0	370	15
14	Syracuse	11-2	367	14
15	Kentucky	13-1	310	17
16	Marquette	10-3	255	19
17	Michigan State	11-1	249	22
18	Gonzaga	12-1	246	21
19	California	9-2	210	13
20	Iowa	9-3	193	16
21	Texas A&M	11-2	126	24
22	Arizona State	9-3	116	18
23	Florida State	12-1	110	25
24	DePaul	9-4	81	20
25	Virginia Tech	13-0	67	NR

WEEK-BY-WEEK RANKINGS

Week	AP	Coaches	NCAA RPI
Preseason	6	6	
Nov. 11	6	6	
Nov. 19	6	6	
Nov. 26	6	6	
Dec. 5	6	6	
Dec. 12	5	5	
Dec. 17	4	4	
Dec. 24	8	7	12
Dec. 31	7	6	18

Week	AP	Coaches	NCAA RPI

BULLDOG GAME-BY-GAME STARTERS

OPPONENT	GUARD	GUARD	FORWARD	FORWARD	CENTER	RECORD
SEMO	Holmes	Danberry	Bibby	Howard	McCowan	1-0
at Virginia	Holmes	Danberry	Bibby	Howard	McCowan	2-0
LAMAR	Holmes	Danberry	Bibby	Howard	McCowan	3-0
COPPIN ST.	Holmes	Danberry	Bibby	Howard	McCowan	4-0
FURMAN	Holmes	Danberry	Bibby	Howard	McCowan	5-0
JACKSON ST.	Holmes	Danberry	Bibby	Howard	McCowan	6-0
at Little Rock	Holmes	Danberry	Bibby	Howard	McCowan	7-0
at Texas	Holmes	Danberry	Bibby	Howard	McCowan	8-0
MARQUETTE	Holmes	Danberry	Bibby	Howard	McCowan	9-0
at Southern Miss	Holmes	Danberry	Bibby	Howard	McCowan	10-0
at Oregon	Holmes	Danberry	Bibby	Howard	McCowan	10-1
at Washington	Holmes	Danberry	Bibby	Howard	McCowan	11-1
LOUISIANA	Holmes	Danberry	Bibby	Howard	McCowan	12-1
at Arkansas	Holmes	Danberry	Bibby	Howard	McCowan	13-1
KENTUCKY						
GEORGIA						
at Auburn						
SO. CAROLINA						
at Florida						
OLE MISS						
at LSU						
at Alabama						
TENNESSEE						
MISSOURI						
at Texas A&M						
at Ole Miss						
VANDERBILT						
LSU						
at So. Carolina						

MSU RECORD BY STARTING LINEUP

Bibby, Danberry, Holmes, Howard, McCowan..... 13-1

GET TO KNOW THE OPPONENT

- Kentucky enters the game with a 14-1 record after winning their SEC opener against Vanderbilt, 77-55, on Thursday night. The Wildcats' 13 wins before the new year broke the program record for wins by Jan. 1 in any season.
- The Wildcats are the only team in the country with a better turnover margin (+11.2) than MSU. UK has created 402 points off turnovers this season.
- Matthew Mitchell, an MSU alum, is the all-time winningest coach in UK's women's basketball history (270). He won his 300th career game on Thursday night.

LAST TIME OUT...

- The Bulldogs opened conference play with a win for the fifth consecutive year and extended their winning streak against Arkansas to eight games with a 93-69 victory in Fayetteville.
- Former Razorback and Arkansas-native Jordan Danberry scored a career-high 26 points and finished one rebound shy of a double-double. Teaira McCowan recorded her 50th career double-double, highlighted by 22 boards.
- MSU scored 62 points in the paint, collected 22 offensive rebounds and picked up 22 second-chance points in the contest.

HITTING THE CENTURY

- The Dawgs broke last year's school-record of five 100-point efforts in a single year with their sixth such game on Sunday against Louisiana.
- In all six, State has won by at least 50 points. The Bulldogs have recorded a 60-plus-point margin of victory in four games, more than any other season.
- MSU broke the Alaska Airlines Arena record for points by a visiting team when it scored 103 to defeat Washington (12/20).
- Against Coppin State (11/18), MSU scored 110 points, tied for seventh in school history. Its 72-point victory was tied for the fifth-largest margin of victory in the Bulldog record book.

TOP-10 DEFENSE

- MSU held an AP Top 10 opponent under 50 points for the first time in school history when the Bulldogs defeated then-No. 10 Texas on the road, 67-49.
- State is 3rd in the SEC and is 12th in the nation in scoring defense (53.3 ppg). The Dawgs are 4th in the country in blocks per game (7.1) and boast the No. 5 turnover margin (+8.1) in country, which is second only to Kentucky in the SEC.

MSU POINTS ALLOWED VS. AP TOP 10 TEAMS

Date	Pts Allowed	Opponent	Result	Location
12/2/18	49	at No. 10 Texas	W, 67-49	Austin, Texas
1/21/18	52	at No. 6 Tennessee	W, 71-52	Knoxville, Tenn.
2/5/18	53	No. 6 South Carolina	W, 67-53	Starkville, Miss.
12/2/16	53	at No. 6 Texas	L, 47-53	Austin, Texas

MCCOWAN BREAKS MSU CAREER REBOUNDING RECORD

- With a dozen rebounds at Texas, McCowan has now passed LaToya Thomas (2000-03) for sole possession of the MSU career rebounds record with 1,109. She has now collected 1,200 for her career.
- The SEC active career leader on the boards, McCowan is 1st in the SEC and 3rd in Division I this season hauling down 13.2 rpg.
- She tops the SEC and is 3rd nationally on the offensive glass (5.3 rpg.)
- The Brenham, Texas, native set the SEC season rebounds record with 544 a year ago. That tally ranks 2nd in NCAA Division I history.

STATE STELLAR IN NON-CONFERENCE PLAY

- MSU has won 48 of its last 49 regular-season non-conference games.
- Oregon (12/18) snapped the Bulldogs' winning streak that dated back to a loss at Texas on Dec. 2, 2015.
- At home, State has won 20 straight regular-season non-conference games.

DAWG TOUGH AT THE HUMP

- The Dawgs have now won 27-straight games inside Humphrey Coliseum. That run is tied for the 4th-longest active home win streak in NCAA Division I.
- Including the postseason, MSU has won 42 games in a row against non-conference competition inside The Hump. The Bulldogs' last home loss to a non-SEC foe came against South Florida in the WNIT quarterfinals on March 30, 2014.

NCAA DIVISION I LONGEST ACTIVE HOME WIN STREAKS (THROUGH 1/3/19)

Team	Wins
1. UConn	83
2. Lamar	34
3. Baylor	28
4. Mississippi State	27
5. James Madison	18



2017 & 2018 NCAA NATIONAL FINALISTS



2018 SEC CHAMPIONS

2018-19 PRESEASON SEC POLLS

COACHES

Order of Finish

1. Mississippi State
2. South Carolina
3. Georgia
4. Tennessee
5. Missouri
6. Texas A&M
7. Kentucky
8. Auburn
9. LSU
10. Alabama
11. Arkansas
12. Florida
13. Vanderbilt
14. Ole Miss

Player of the Year

Teaira McCowan, Mississippi State

Preseason All-SEC

First Team

Caliya Robinson, Georgia
 Maci Morris, Kentucky
Anriel Howard, Mississippi State
Teaira McCowan, Mississippi State
 Sophie Cunningham, Missouri
 Tyasha Harris, South Carolina
 Rennie Davis, Tennessee
 Chennedy Carter, Texas A&M.

Second Team

Malica Monk, Arkansas
 Jariah McKay, Auburn
 Unique Thompson, Auburn
 Taylor Murray, Kentucky
 Ayana Mitchell, LSU
 Shandricka Sessom, Ole Miss
 Amber Smith, Missouri
 Alexis Jennings, South Carolina
 Evina Westbrook, Tennessee

MEDIA

Order of Finish

1. Mississippi State
2. South Carolina
3. Tennessee
4. Georgia
5. Missouri
6. Texas A&M
7. Kentucky
8. Auburn
9. LSU
10. Alabama
11. Arkansas
12. Florida
13. Vanderbilt
14. Ole Miss

Player of the Year

Teaira McCowan, Mississippi State

Preseason All-SEC

Caliya Robinson, Georgia
Anriel Howard, Mississippi State
Teaira McCowan, Mississippi State
 Sophie Cunningham, Missouri
 Alexis Jennings, South Carolina
 Rennie Davis, Tennessee
 Chennedy Carter, Texas A&M

DAWGS MAKE IT 47 WEEKS IN A ROW IN AP TOP 10

- MSU rose one spot to No. 7 in this week's Associated Press Top 25 Poll, extending its 47-week streak in the Top 10. That is the fourth-longest streak in the nation.
- The Dawgs have been in the poll for 83-straight weeks, the 6th-longest active streak in the country.
- MSU is 1 of 2 teams to have its football, men's basketball and women's basketball teams in the AP poll (Kentucky).

ANOTHER TOUGH SCHEDULE

- Mississippi State has been no stranger to playing top competition, as Schaefer's squads have put together some of the toughest schedules in the country.
- This year is no exception as the slate boasts 13 teams that played in the NCAA Tournament a year ago. Seven of MSU's non-conference foes that advanced to the postseason.
- The Bulldogs are 2-1 against AP Top 25 teams with wins at then-No. 10 Texas and against then-No. 18 Marquette.

MCCOWAN, HOLMES WIN NO. 111

- Seniors Jazzmun Holmes and Teaira McCowan picked up career victory No. 111 on Thursday against Arkansas. That total is tied for the 3rd-most nationally since 2015-16 and 14 wins away from matching last year's class (126) for the program's career wins record.
- They have recorded 84 wins since 2016-17, the most in the country in that span.

Most Wins in Division I Since 2015-16 (Through 1/3/19)

Team	Wins
1. UConn	121
2. Notre Dame	114
3. Mississippi State	112
Baylor	112
5. Louisville	104

JAZZ DROPS THE DIMES

- Jazzmun Holmes is a big reason MSU is one of the nation's best in assists and assist/turnover ratio. Over her last 7 games, she is averaging 5.7 apg compared with just 1.3 turnovers.
- She is 4th in the SEC dishing 5.3 apg, but she has taken care of the basketball, leading the nation with a 4.9 assist/turnover ratio.
- The Gulfport, Miss., native notched career assist No. 300 against Furman, and her 348-career dimes are 6th by an active SEC player and 9th in the MSU record books.

MSU CAREER ASSISTS LIST

Player	Gms.	Asst.	A/G
1 Morgan William (2015-present)	148	656	4.4
8 Diamber Johnson (2009-12)	126	351	2.8
9 Jazzmun Holmes (2016-pres.)	124	348	2.8
10 Julian Harris (1977-80)	111	336	3.0

MCCOWAN, HOWARD EARN PRESEASON SEC HONORS

- A year after being named First Team All-SEC and the league's co-Defensive Player of the Year, McCowan was selected the SEC Preseason Player of the Year by both league media and the coaches.
- Anriel Howard joined her new teammate on both All-SEC squads. She was tabbed Preseason All-SEC by the media, and she was also selected Preseason First Team All-SEC by the conference coaches.

HOWARD, MCCOWAN ON PLAYER OF THE YEAR WATCH LISTS

- One of the most-talented front courts in the country is landing on the player of the year watch lists.
- McCowan was selected to the WBCA's Wade Trophy Watch List and she joined Anriel Howard on the Naismith Trophy Watch List and the Wooden Award Top 30 Watch List.
- The duo also landed on the watch lists for the nation's top player at their respective positions. Howard was named to the Katrina McClain Award for the nation's top power forward, while McCowan was selected to the watch list for the Lisa Leslie Award, which is given to the country's top center.
- Last season, McCowan was a finalist for the Lisa Leslie Award, while Victoria Vivians won the Ann Meyers Drysdale Award as the country's top shooting guard.

BULLDOGS EARN SEC POW HONORS

- MSU earned 3 of the first 4 SEC Player of the Week awards of the season after McCowan earned her second of the year on Dec. 4 after breaking State's career rebounds record (1,109). It was her sixth career Player of the Week honor, the most among current league players. She was also named SEC Freshman of the Week in the 2015-16 season, giving her seven total conference weekly honors in her Bulldog career, which ties the MSU record held by Victoria Vivians (2015-17) and LaToya Thomas (2000-03).
- Howard earned the honor for Week 2 after averaging 19.5 ppg and 10.5 rpg in wins against Lamar and Coppin State. It was the second time in her career to claim the award.
- McCowan earned the year's first honor after averaging 18.0 points, 14.5 rebounds and 5.5 blocks in opening-week wins against SE Missouri and Virginia.



STATE SCORES THE POINTS

- MSU's offense has scored 100 points in 6 games this year including four straight (11/15-11/24). Six 100-point efforts in a single-season broke the school record of 5 set by last year's squad. The SEC record is 10 games set by Alabama in 1991-92.
- MSU's scoring average (92.6 ppg) and scoring margin (+39.4) leads the nation.
- State set a school record for points in a half with 69 in the second half against Lamar.
- MSU has shot 51.4% from the field, which is 1st in the SEC and 5th in Division I. State has shot 50% or better in 7 games this year. The Dawgs are 2nd in the league from the arc, making 38.2%.
- State is making 55.6% of its shots inside the arc, the 6th-best tally in the country by HerHoopStats.com.

STATE'S SUFFOCATING DEFENSE

- MSU owns the nation's 12th-best scoring defense and 3rd-lowest in the SEC, allowing 53.3 ppg. The Bulldogs have allowed 60 points in just 4 games this year.
- Only 6 opponents since the start of last season have scored 70 points on MSU. In the 36 games since LSU scored 70 points on Jan. 7, 2018, only UCLA (73 on 3/25/18), Marquette (82 on 12/6/18) and Oregon (82 on 12/18/18) have cracked the 70-point plateau.
- According to HerHoopStats.com, MSU is the nation's 9th-best defending inside the 3-point arc, keeping foes at 35.3%.

STATE SWAT TEAM

- One reason teams struggle inside the arc against MSU is because it leads the nation in blocked shots, rejecting 100 on the season. The Dawgs are 4th in the country blocking shots at a rate of 7.1 per game.
- In comparison, 14 MSU teams blocked 80 or fewer shots in a season.
- McCowan is 3rd in the nation with 40 total blocks and is 10th with a 2.9 average. She blocks 11.0% of opponents' 2-point FG attempts, 30th in the country by HerHoopStats.com.
- Freshman Jessika Carter is 6th in the SEC and 50th in the country with 23 blocks. Her 1.6 bpg are 6th in the SEC.

REDEFINED DEFENSE

- McCowan has long been known as a shot-blocking threat, but the Bulldog senior has taken her defense to another level this season.
- The Brenham, Texas native is blocking shots at a higher rate (2.9 bpg) this year than any prior season while being more effective and limiting her fouls.
- McCowan is averaging 2.3 fouls per game, the lowest rate of her career, and has yet to foul out of a contest after doing so twice in each of the past two years and five times as a freshman.
- As a team, State's 15.7 fouls per game are the 3rd-lowest in the SEC.

BULLDOG GLASS CLEANING

- State has dominated the glass, leading the SEC in rebounds per game (46.6).
- The Bulldogs are 2nd nationally in rebounding margin (+17.6). MSU has recorded a +10 or more advantage in all but 3 games this year.
- MSU leads the SEC, and is 3rd in DI, on the offensive glass with 19 rpg.
- According her HerHoopStats.com, the Dawgs collect offensive boards at a nation's-best 51.5% clip. MSU is 2nd in the nation grabbing the rebound on 61.3% of its opportunities.

BIG T MAKING BUCKETS

- McCowan holds the MSU record with 50 career double-doubles and is 7th in the SEC in scoring this season at 16.6 ppg, but she is making shots at a 70.1% clip that tops the league and is 4th in the nation this season.
- McCowan has scored double figures in 19 of her last 20 games going back to last season. In 9 of those games she has scored 20+ points after tallying 24 against Marquette.
- Against Furman, McCowan was 11-for-11 from the field, the first time a Bulldog has gone perfect from the field when attempting 10-plus attempts.
- McCowan had the 2nd-best field goal percentage in school history a year ago (60.1%), and her 58.7% career tally is tops in Bulldog annals.
- McCowan has passed Morgan William for 9th in MSU's career scoring records with 1,513 points. That total is 3rd among active SEC players.

DROPPING DIMES

- State has also been one of the nation's best at distributing the basketball, dishing 19.1 assists per game, an average that leads the SEC and is 11th in the nation.
- The Bulldogs are also 5th nationally in assist/turnover ratio with a 1.5 mark. MSU also led the SEC in the category last season after rating 2nd in 2016-17.

CAREER WATCH

SCORING

	player	games	points	avg.
1	LaToya Thomas (2000-03)	125	2,981	23.8
2	Victoria Vivians (2015-2018)	147	2,527	17.1
3	Tan White (2002-05)	121	2,421	20.0
8	Polly Branch (1983-87)	111	1,518	13.7
9	Teaira McCowan (2016-pres.)	127	1,513	11.9

FIELD GOAL PERCENTAGE (minimum 300 attempts)

	player	games	percentage
1	Teaira McCowan (2016-pres.)	127	58.7 (615-1,047)
2	LaToya Thomas (2000-03)	127	55.3 (1,119-2,024)
3	Sophie Ratliff (1987-90)	117	53.7 (454-845)
4	Ann Lashley (1985-88)	116	53.6 (439-819)
5	Erica Simmons (1990-93)	107	53.2 (223-419)
6	Chinwe Okorie (2015-17)	109	52.1 (270-518)

FIELD GOALS MADE

	player	games	field goals
1	LaToya Thomas (2000-03)	125	1,119 (2,024 att.)
2	Victoria Vivians (2015-2018)	147	923 (2,286 att.)
3	Tan White (2002-05)	121	893 (2,102 att.)
4	Polly Branch (1983-87)	111	649 (1,654 att.)
5	Teaira McCowan (2016-pres.)	127	615 (1,047 att.)

THREE-POINT FIELD GOALS MADE

	player	games	field goals
1	Alexis Rack (2007-10)	129	340 (1,057 att.)
2	Victoria Vivians (2015-2018)	147	281 (866 att.)
3	Tan White (2002-05)	121	222 (714 att.)
4	Mary Kathryn Govero (2008-11)	128	182 (492 att.)
5	Blair Schaefer (2015-2018)	134	175 (455 att.)

THREE-POINT FIELD GOAL PERCENTAGE (minimum 100 attempts)

	player	games	percentage
1	Roshunda Johnson (2017-2018)	71	42.4 (118-278)
2	Jessica Carter (2001-04)	106	41.4 (99-239)
3	Chloe Bibby (2017-pres.)	51	39.8 (43-108)
4	Blair Schaefer (2015-2018)	134	38.5 (175-455)
5	Bobbie Braddock (1990-91)	55	37.8 (59-156)
6	Angela Harris (1997-00)	110	37.6 (89-237)
7	Meadow Overstreet (1998-01)	112	37.0 (138-373)
	Mary Kathryn Govero (2008-11)	128	37.0 (182-492)
9	Jennifer Fambrough (1999-02)	117	36.7 (69-188)
10	Jemmye Ann Helms (1993-97)	101	36.6 (100-273)

FREE THROWS MADE

	player	games	free throws
1	LaToya Thomas (2000-03)	125	709 (914 att.)
2	Morgan William (2015-2018)	147	531 (627 att.)
3	Tan White (2002-05)	121	413 (557 att.)
4	Victoria Vivians (2015-2018)	147	400 (523 att.)
10	Sophie Ratliff (1987-90)	117	290 (499 att.)
—	Teaira McCowan (2016-pres.)	127	283 (436 att.)

FREE THROW PERCENTAGE (minimum 150 attempts)

	player	games	percentage
1	Morgan William (2015-2018)	147	84.7 (531-627)
2	Jazzmun Holmes (2016-pres.)	123	78.1 (146-181)
3	LaToya Thomas (2000-03)	124	77.6 (709-914)
4	Jennifer Fambrough (1999-02)	117	77.5 (396-511)
5	Chanel Mokango (2009-10)	67	76.9 (143-186)
6	Victoria Vivians (2015-2018)	147	76.5 (400-523)
	Alexis Rack (2007-10)	129	76.5 (296-387)
8	Ann Sanders (1987-90)	92	75.8 (141-186)
9	Diamber Johnson (2009-12)	126	75.7 (178-235)
10	Tutti Calhoun (1975-77)	66	74.8 (152-203)

REBOUNDS

	player	games	rebounds	avg.
1	Teaira McCowan (2016-pres.)	127	1,200	9.4
2	LaToya Thomas (2000-03)	125	1,108	8.9
6	Sophie Ratliff (1987-90)	117	822	7.0
7	Victoria Vivians (2015-2018)	147	783	5.3

ASSISTS

	player	games	assists	avg.
1	Morgan William (2015-2018)	147	656	4.5
2	Angela Harris (1997-00)	110	463	4.2
8	Diamber Johnson (2009-12)	126	351	2.8
9	Jazzmun Holmes (2016-pres.)	124	348	2.8

BLOCKED SHOTS

	player	games	blocks	avg.
1	Martha Alwal (2012-15)	124	328	2.6
2	Teaira McCowan (2016-pres.)	127	224	1.8

STEALS

	player	games	steals	avg.
1	Tan White (2002-05)	121	372	3.1
2	Kunshinge Sorrell (1987-88)	62	238	3.8
3	LaCharlotte Smith (1993-96)	106	230	2.2
4	Victoria Vivians (2015-2018)	147	218	1.5



THE LAST TIME FOR THE BULLDOGS...

THE LAST TIME MSU...

Won 30 games in a row.....	32 games, Nov. 10, 2017-March 3, 2018
Won 20 games in a row.....	29 games, Nov. 10, 2017-Feb. 22, 2018
Won 10 home games in a row.....	27 games, March 17, 2017-Dec. 30, 2018
Won 10 road games in a row.....	13 games, Dec. 20, 2017-Dec. 14, 2018
Lost 3 games in a row.....	3 games, Jan. 16, 2014-Jan. 23, 2014
Defeated a Top 10 Team.....	at No. 10 Texas, 67-49 (12/2/18)
Defeated a Top 25 Team.....	No. 18 Marquette, 87-82 (12/6/18)
Defeated a ranked team on the road.....	at No. 10 Texas, 67-49 (12/2/18)
Overcame a 10+ point halftime deficit to win.....	17, at Iowa State (12/3/16)
Won an overtime game.....	73-63 vs. Louisville [NCAAT] (3/30/18)
Lost an overtime game.....	75-78 at Kentucky (2/23/17)
Won a double overtime game.....	74-66 vs. Southern Miss (3/24/14)
Lost a double overtime game.....	90-92 at Kentucky (2/12/15)
Won regular season tournament.....	Duel in the Desert (Rebel Division) (2017)
Scored 100 points.....	104 vs. Louisiana (12/30/18)
Scored 100+ points in 3 or more straight games.....	4 games (11/15/18-11/24/18)
Scored 100 points on the road.....	103 at Washington (12/20/18)
Scored 90 points.....	93 at Arkansas (1/3/19)
Made 30 field goals.....	37 at Arkansas (1/3/19)
Made 40 field goals.....	41 at Washington (12/20/18)
Made 50 field goals.....	53 vs. Judson College (2/24/86)
Shot 60% from the field.....	62.7% vs. Furman (11/21/18)
Shot 55% from the field.....	56.9% at Washington (12/20/18)
Shot less than 30% from the field.....	28.6% vs. UConn [NCAAT] (3/26/16)
Made 5 3-point field goals.....	8 vs. Louisiana (12/30/18)
Made 10 3-point field goals.....	12 vs. Furman (11/21/18)
Made 30 or more free throws.....	33 vs. Louisiana Tech (12/11/14)
Made 25 or more free throws.....	26 vs. Oklahoma St. (12/3/17)
Attempted 100 field goals.....	104 vs. Montevallo (11/19/79)
Attempted 30 3-point field goals.....	31 at Duke (3/22/15)
Attempted 30 or more free throws.....	30 at Southern Miss (12/14/18)
Attempted 45 or more free throws.....	46 vs. Louisiana Tech (12/11/14)
Had 65 rebounds.....	69 vs. SE Louisiana (12/7/14)
Had 70 rebounds.....	71 vs. Arkansas-Pine Bluff (11/13/09)
Had 75 rebounds.....	78 vs. Judson College (2/24/86)
Had 10 or more blocked shots in a game.....	12 vs. Louisiana (12/30/18)
Had 25 or more assists.....	28 vs. Furman (11/21/18)
Had 35 or more assists.....	37 vs. Memphis (1/3/80)
Had 10 or more steals.....	12 vs. Louisiana (12/30/18)
Had 20 or more steals.....	20 vs. Miss. Valley St. (11/24/15)
Had 30 or more steals.....	30 vs. New Orleans (11/17/13)
Had four freshmen start a single game.....	4, at Vanderbilt (1/12/06)

LAST TIME SOMEONE FOR MSU...

Scored 30 points.....	30, Anriel Howard at No. 7 Oregon (12/18/18)
Scored 40 points.....	41, Teaira McCowan vs. Miss. Valley St. (12/28/17)
Scored 45 points.....	47, Tan White vs. Vanderbilt (3/2/05, 201)
Scored in double figures in 10 straight games.....	16 straight, Teaira McCowan (3/17/18-12/14/18)
Scored double figures in 100 straight games.....	125 straight, LaToya Thomas (11/19/99-3/24/03)
Scored 20 points in 2 or more straight games.....	2 straight, Teaira McCowan (11/18/18-11/21/18)
Scored 20 points in 5 or more straight games.....	9 straight, Tan White (2/19/04-11/26/04)
Scored 20 points in 10 or more straight games.....	12 straight, LaToya Thomas (2/1/01-3/20/01)
Scored 20+ points by 2 players in a game.....	Howard [29], McCowan [24] vs. No. 18 Marquette (12/6/18)
Scored 20+ points by 3 players in a game.....	vs. So. Miss. (11/20/99)
Scored 30 points in 2 straight games.....	Tan White [38] vs. Ark. (3/3/05) & Auburn (2/27/05)
Scored 30+ points by 2 players in a game.....	McCowan [35], Vivians [30] vs. Oregon (12/13/17)
5 or more players scored double figures.....	5, vs. Louisiana (12/30/18)
5 or more scored 10+ pts. in 2 or more straight games.....	2 straight games (12/20/18-12/30/18)
Made 10 field goals in a game.....	11, Jordan Danberry at Arkansas (1/3/19)
Made 15 field goals in a game.....	19, Teaira McCowan vs. Miss. Valley St. (12/28/17)
Made 20 field goals in a game.....	20, LaToya Thomas vs. Tulsa (11/17/02)
Made 5 or more 3-pointers in a game.....	5, Bre'Amber Scott vs. Louisiana (12/30/18)
Made 7 or more 3-pointers in a game.....	7, Victoria Vivians at Louisiana Tech (12/13/15)
Made 8 or more 3-pointers in a game.....	8, Meadow Overstreet vs. Miss. Valley St. (12/20/99)
Made 10 free throws in a game.....	10, Teaira McCowan vs. Southeast Missouri (11/6/18)
Made 15 free throws in a game.....	18, Jennifer Fambrough vs. Northwestern St. (12/19/98)
Had 10 or more rebounds.....	22, Teaira McCowan at Arkansas (1/3/19)
Had 15 or more rebounds.....	22, Teaira McCowan at Arkansas (1/3/19)
Had 20 or more rebounds.....	22, Teaira McCowan at Arkansas (1/3/19)
Had 25 or more rebounds.....	25, Teaira McCowan vs. Louisville [NCAAT] (3/30/18)
Had 10+ rebounds in 5 straight games.....	8 straight, Teaira McCowan (11/28/18-1/3/19)
Had three players record 10 rebounds.....	vs. SE Louisiana (12/7/14)
Had 10 offensive rebounds.....	10, Teaira McCowan at Little Rock (11/28/18)
Had 10 defensive rebounds.....	14, Teaira McCowan at Arkansas (1/3/19)
Dished 10 assists.....	13, Jazzmun Holmes vs. No. 18 Marquette (12/6/18)
Dished 15 assists.....	17, Polly Branch vs. Bryan (2/1/86)
Blocked 5 shots in a game.....	5, Teaira McCowan vs. Louisiana (12/30/18)
Blocked 10 or more shots in a game.....	10, Martha Alwal vs. Jacksonville St. (11/11/11)
Had 5 or more steals in a game.....	5, Roshunda Johnson & Jazzmun Holmes at Vanderbilt (2/15/18)
20 pts. & 20 rbd. in a game.....	Teaira McCowan [21 pts., 25 rbd.] vs. Louisville [NCAAT] (3/30/18)
Had a double-double.....	Teaira McCowan (16 pts., 22 rbd.) at Arkansas (1/3/19)
Had a double-double in 2 straight games.....	Teaira McCowan (3 straight, 12/20/18-1/3/19)
Had a double-double in 3 straight games.....	Teaira McCowan (4 straight, 11/28/18-12/14/18)
Had a double-double in 5 straight games.....	Teaira McCowan (9 straight, 3/17/18-11/15/18)
Had two players record a double-double.....	Anriel Howard & Teaira McCowan vs. No. 18 Marquette (12/6/18)
Had three players record a double-double.....	vs. Arkansas-Pine Bluff (11/13/09)
Had 10+ double-doubles in a season.....	11, Teaira McCowan (2018-19)
Had a triple-double.....	Cynthia Hall, 12 pts., 10 rbd. and 12 assts. vs. La.-Lafayette (12/16/00)

LAST TIME AN OPPONENT...

Scored 60 points or less.....	36 by Louisiana (12/30/18)
Scored 50 points or less.....	36 by Louisiana (12/30/18)
Scored 40 points or less.....	36 by Louisiana (12/30/18)
Scored 30 points or less.....	26 by Northwestern St. (12/28/16)
Shot 60% from the field.....	62.7% by UConn [NCAAT] (3/26/16)
Shot 50% from the field.....	51.0% by No. 7 Oregon (12/18/18)
Made 10 3-point field goals in a game.....	10 by DePaul [NCAAT] (3/19/17)
Made 10 or fewer field goals.....	8 by Savannah St. (11/29/15)
Made 35 free throws.....	38 by Union University (12/3/84)

BULLDOG DUO AMONG NATION'S TOP CAREER REBOUNDERS

- McCowan's 1,200 career rebounds are the 3rd most among active NCAA Division I players. Anriel Howard follows close behind in 5th with 1,113 boards.
- McCowan is the SEC's active leader in the category, while Howard is 2nd.

NCAA DIVISION I TOP RETURNING REBOUNDERS (RPG) — CAREER (THROUGH 1/3/19)

Player	RBDS.
1. Channon Fluker, Cal State Northridge	1,229
2. Reyna Frost, Central Michigan	1,221
3. Teaira McCowan, Mississippi St.	1,200
4. Megan Gustafson, Iowa	1,147
5. Anriel Howard, Mississippi St.	1,113

DOUBLE-DOUBLES ABOUND

- McCowan and Howard are not only two of the nation's returning rebounds leaders, but they're also among the country's best at collecting double-doubles.
- McCowan collected her 11th double-double of the season and 50th for her career in Thursday's win at Arkansas. That total is 4th-most among active Division I players and an MSU record.
- Howard collected her second as a Bulldog against Marquette, leading all scorers with 29 points and 12 rebounds. It was the 35th double-double of her career, 11th among active DI players.
- Their 85 combined double-doubles are the most among teams in the nation.

NCAA DIVISION I ACTIVE CAREER DOUBLE-DOUBLES LEADERS (THROUGH 1/3/19)

Player	Dbl-Dbls
1. Megan Gustafson, Iowa	67
2. Channon Fluker, Cal St. Northridge	65
3. Kristine Anigwe, California	52
4. Teaira McCowan, Mississippi St.	50
5. Jessica Shepard, Notre Dame	44
11. Anriel Howard, Mississippi St.	35

HOWARD JOINS THE 1K POINT CLUB

- Howard reached 1,000 points for her career with her first basket in State's Nov. 24 win against Jackson State.
- Her 1,147-career points are 9th-most by a current SEC player.
- The graduate transfer has found her stride offensively, scoring in double figures in 10 of her last 12 games. In that stretch she is averaging 16.7 ppg and 7.9 rpg while shooting 55.1% from the field and 36.0% from 3-point land.

BRILLIANT BIBBY

- Chloe Bibby has enjoyed an outstanding start to her sophomore campaign, scoring in double figures in 11 of 14 games, including her first 20-point effort with 21 against Furman.
- Bibby has been outstanding from the 3-point arc, making an SEC 8th-most 28 3-pointers after sinking just 15 all season as a freshman.
- She makes triples at a 45.9% clip, 3rd in the SEC and 25th nationally.
- According to HerHoopStats.com, Bibby is in the Top 3% in Division I in scoring efficiency, averaging 1.09 points with each shot attempt.

BULLDOGS BRINGING FANS TO THE HUMP

- MSU continues to be among the nation's attendance leaders, drawing 52,238 fans this season, 8th-most in Division I. State's 7,463 average is 6th nationally.

DAWGS SET TO REPRESENT THE USA

- Although the Bulldogs are in the midst of the 2018-19 season, next summer MSU will be trading the Maroon & White for Red, White & Blue as Mississippi State has been selected to represent the United States in the 30th World University Games.
- The event will be played in Naples, Italy, with opening ceremonies slated for July 3. The basketball portion begins that day and runs through July 12.

SCHAEFER & CO. LAND NO. 6 SIGNING CLASS

- Mississippi State once again landed the top signing class in program history, inking five of the nation's best players for the No. 6 class in the nation by ESPN.
- MSU landed Michigan guard/forward Rickea Jackson, the No. 3 recruit nationally by Prospects Nation and No. 9 according to ESPN. She is the No. 2 wing by both.
- The Dawgs inked two players out of Tennessee. Jayla Hemingway (Collierville) is ranked 88th nationally by ESPN and 19th by Prospects Nation. She is the No. 24 guard. Esmyr Martinez is a Dominican Republic native playing at the prep level in Chattanooga. Martinez is 49th in the country by ESPN and the 8th-best post prospect.
- MSU also signed Prospects Nation four-star combo guard Aliyah Matharu (66th nationally) out of Washington, D.C.
- State went to Louisiana and inked JaMya Mingo-Young, the No. 39 prospect by HoopGurlz and the 22nd-rated guard by ESPN.



MSU'S RECORD WHEN...

	<u>2018-19</u>	<u>Under Schaefer</u>
Scoring First	10-0	119-23
Opponent Scores First	3-1	55-31
Leads at Halftime	13-1	150-15
Trails at Halftime	0-0	21-38
Is Tied at Halftime	0-0	3-1
Shoots 45% or better from field	10-1	80-6
Shoots less than 45% from field	3-0	94-48
Opp. shoots less than 45% from field	12-0	153-26
Opp. shoots 45% or better from field	1-1	21-28
Outrebounds the opponent	12-0	129-12
Ties the opponent in rebounds	0-0	6-2
Outrebounded by the opponent	1-1	39-40
Fewer (or ties) TOs than opponent	12-1	148-29
More TOs than opponent	1-0	26-25
Holds opponents to 65 points or less	11-0	147-25
In games decided by 10 points or less	1-1	54-30

MSU'S RECORD IN...

	<u>2018-19</u>	<u>Under Schaefer</u>
All Games	13-1	174-54
Home Games	7-0	98-14
Road Games	6-1	44-27
Neutral-sites	0-0	32-13
Non-SEC Games	12-1	105-13
Non-SEC Home Games	7-0	62-2
Non-SEC Road Games	5-1	18-4
Non-SEC Neutral-site Games	0-0	25-7
SEC Games	1-0	62-35
SEC Home Games	0-0	36-12
SEC Road Games	1-0	26-23
SEC Tournament	0-0	7-6
November Games	7-0	42-4
December Games	5-1	48-4
January Games	1-0	31-19
February Games	0-0	29-14
March Games	0-0	24-11
April Games	0-0	0-2
Monday Games	0-0	11-2
Tuesday Games	1-1	8-2
Wednesday Games	2-0	14-3
Thursday Games	4-0	36-23
Friday Games	2-0	28-1
Saturday Games	1-0	18-2
Sunday Games	3-0	59-21
Overtime Games	0-0	8-6
Television Games	10-1	123-33
Games vs. Ranked Opponents	2-1	29-29

BREAKING DOWN THE BULLDOGS

<u>Double-Doubles:</u>	<u>2018-19</u>	<u>Career</u>
Teaira McCowan	11	50
Anriel Howard	2	35
Promise Taylor		4
Zion Campbell		1

<u>Double-Figure Scoring:</u>	<u>2018-19</u>	<u>Career</u>
Teaira McCowan	12	70
Jordan Danberry	12	15
Chloe Bibby	11	16
Anriel Howard	10	52
Andra Espinoza-Hunter	5	5
Jazzmun Holmes	5	9
Bre'Amber Scott	4	4
Jessika Carter	2	2
Myah Taylor	1	1
Xaria Wiggins	1	1
Promise Taylor		12
Zion Campbell		1

<u>20-Plus Point Games:</u>	<u>2018-19</u>	<u>Career</u>
Teaira McCowan	5	25
Anriel Howard	3	9
Jordan Danberry	2	2
Chloe Bibby	1	1
Bre'Amber Scott	1	1

<u>30-Plus Point Games:</u>	<u>2018-19</u>	<u>Career</u>
Anriel Howard	1	1
Teaira McCowan		5

<u>40-Plus Point Games:</u>	<u>2018-19</u>	<u>Career</u>
Teaira McCowan		1

<u>10+ Rebounds:</u>	<u>2018-19</u>	<u>Career</u>
Teaira McCowan	12	63
Anriel Howard	2	61
Jessika Carter	1	1
Promise Taylor		3
Zion Campbell		1

<u>20+ Rebounds:</u>	<u>2018-19</u>	<u>Career</u>
Teaira McCowan	1	7
Anriel Howard		1

<u>5+ Blocks:</u>	<u>2018-19</u>	<u>Career</u>
Teaira McCowan	4	10
Jessika Carter	2	2
Promise Taylor		3

<u>10+ Blocks:</u>	<u>2018-19</u>	<u>Career</u>
Promise Taylor		1

<u>5+ Assists:</u>	<u>2018-19</u>	<u>Career</u>
Jazzmun Holmes	7	30
Myah Taylor	5	5
Jordan Danberry	2	3
Anriel Howard	1	5

<u>10+ Assists:</u>	<u>2018-19</u>	<u>Career</u>
---------------------	----------------	---------------

<u>5+ Steals:</u>	<u>2018-19</u>	<u>Career</u>
Jazzmun Holmes		2
Anriel Howard		1
Teaira McCowan		1

<u>Charges Taken</u>	
Myah Taylor	8
Jazzmun Holmes	6
Jordan Danberry	1
Andra Espinoza-Hunter	1
Bre'Amber Scott	1

<u>Who Scored First</u>	
Jordan Danberry	5
Teaira McCowan	4
Chloe Bibby	2
Anriel Howard	2
Jazzmun Holmes	1

<u>How The First Points Were Scored</u>	
Layup	5
Free Throw	4
Jumper	4
3-Pointer	1

<u>Consecutive Free Throws Made (active)</u>	
Teaira McCowan	10
Anriel Howard	8
Myah Taylor	7
Xaria Wiggins	7
Chloe Bibby	6
Andra Espinoza-Hunter	4
Zion Campbell	3
Bre'Amber Scott	2
Jazzmun Holmes	1

<u>Career Games Played</u>	
127	Teaira McCowan
124	Jazzmun Holmes
116 (102 at TAMU)	Anriel Howard
81 (36 at Arkansas)	Jordan Danberry
65	Zion Campbell
51	Chloe Bibby
37	Bre'Amber Scott
31 (all at OM)	Promise Taylor
26	Nyah Tate
20 (7 at UConn)	Andra Espinoza-Hunter
14	Jessika Carter
14	Myah Taylor
13	Xaria Wiggins

<u>Career Games Started</u>	
101 (87 at TAMU)	Anriel Howard
69	Teaira McCowan
27 (13 at Arkansas)	Jordan Danberry
14	Chloe Bibby
14	Jazzmun Holmes
13 (all at OM)	Promise Taylor

<u>Consecutive Games Started</u>	
83 (69 at TAMU)	Anriel Howard
59	Teaira McCowan
14	Chloe Bibby
14	Jordan Danberry
14	Jazzmun Holmes



MSU IN THE SEC AND NCAA

(Thru 1/3/19)

TEAM STANDINGS — ALL GAMES

CATEGORY	TOTAL	SEC	NCAA
Scoring Offense	92.6	1	1
Scoring Defense	53.3	3	12
Scoring Margin	+39.4	1	1
FG Percentage	.514	1	5
FG Percentage Def.	.344	2	26
3PT FG Percentage	.382	2	19
3PT FG Defense	.302	8	143
3PT FG Per Game	5.8	9	185
Free Throw Percentage	.719	4	90
Rebounding	46.64	1	8
Rebounding Margin	+17.6	1	2
Offensive Rebounds	19	1	3
Blocked Shots	7.1	1	2
Assists	19.1	1	11
Steals	9.1	7	104
Turnovers Forced	20.86	3	36
Turnover Margin	+8.14	2	5
Assist/Turnover Ratio	1.50	1	5

INDIVIDUAL STANDINGS — ALL GAMES

CATEGORY	TOTAL	SEC	NCAA
POINTS PER GAME			
Teaira McCowan	16.6	7	115
Anriel Howard	15.5	11	167
FIELD GOAL PERCENTAGE			
Teaira McCowan	.701	1	4
Anriel Howard	.549	4	42
Jordan Danberry	.531	6	51
REBOUNDS PER GAME			
Teaira McCowan	13.2	1	3
Anriel Howard	7.9	10	132
3PT FIELD GOALS MADE			
Chloe Bibby	28	8	141
3PT FIELD GOAL PERCENTAGE			
Chloe Bibby	.459	3	25
FREE THROW PERCENTAGE			
Jazzmun Holmes	.844	2	62
Teaira McCowan	.759	14	196
ASSISTS PER GAME			
Jazzmun Holmes	5.3	4	45
Jordan Danberry	3.5	10	237
ASSIST/TURNOVER RATIO			
Jazzmun Holmes	4.93	1	1
Jordan Danberry	1.96	5	91
BLOCKS PER GAME			
Teaira McCowan	2.86	1	10
Jessika Carter	1.64	6	74
DOUBLE-DOUBLES			
Teaira McCowan	11	1	2

BULLDOG GAME-BY-GAME LEAD/DEFICIT

OPPONENT	LARGEST LEAD	LARGEST DEFICIT	TIME LED	TIME TRAILED	TIME TIED	RESULT
SEMO	36 (4th, 1:23)	None	38:46	0:00	1:12	W, 88-53
at Virginia	32 (4th, 2:09)	None	39:17	0:00	0:00	W, 72-44
LAMAR	53 (4th, 1:07)	None	38:02	0:00	1:57	W, 104-53
COPPIN ST.	76 (4th, 5:18)	None	39:45	0:00	0:15	W, 110-38
FURMAN	70 (4th, 2:35)	None	39:21	0:00	0:39	W, 106-41
JACKSON ST.	67 (4th, 0:29)	2 (1st, 8:59)	38:21	0:20	1:19	W, 105-38
at Little Rock	40 (4th, 5:56)	3 (2nd, 9:25)	36:30	2:36	0:54	W, 98-63
at Texas	26 (4th, 1:25)	3 (1st, 6:34)	35:13	3:28	1:19	W, 67-49
MARQUETTE	5 (1st, 1:55)	8 (2nd, 2:53)	18:05	17:53	4:02	W, 87-82
at Southern Miss	46 (4th, 0:57)	3 (1st, 9:28)	38:00	1:26	0:32	W, 86-42
at Oregon	7 (3rd, 6:11)	11 (4th, 3:23)	11:25	25:41	2:54	L, 74-82
at Washington	50 (4th, 0:57)	None	39:40	0:00	0:20	W, 103-56
LOUISIANA	68 (4th, 1:12)	None	39:43	0:00	0:17	W, 104-36
at Arkansas	34 (4th, 9:01)	1 (1st, 8:45)	39:14	0:22	0:24	W, 93-69
KENTUCKY						
GEORGIA						
at Auburn						
SO. CAROLINA						
at Florida						
OLE MISS						
at LSU						
at Alabama						
TENNESSEE						
MISSOURI						
at Texas A&M						
at Ole Miss						
VANDERBILT						
LSU						
at So. Carolina						

BULLDOG GAME-BY-GAME SPECIALTY STATS (MSU/OPPONENT)

OPPONENT	PAINT	OFF TO	2ND CHANCE	FAST BREAK	BENCH
SEMO	38/12	22/12	21/9	16/4	23/15
at Virginia	36/20	26/11	13/16	22/7	23/11
LAMAR	52/20	22/13	17/12	14/8	34/12
COPPIN ST.	68/10	50/4	14/0	19/6	49/9
FURMAN	56/10	41/9	22/3	12/2	38/15
JACKSON ST.	50/24	34/6	28/6	14/0	54/18
at Little Rock	60/26	16/16	15/8	4/4	29/37
at Texas	48/28	19/9	12/5	6/8	4/18
MARQUETTE	54/44	20/17	20/4	12/21	7/10
at Southern Miss	50/22	40/10	27/7	8/4	21/22
at Oregon	28/36	9/18	11/9	9/10	4/7
at Washington	62/20	30/9	22/12	25/15	31/30
LOUISIANA	50/18	29/7	35/10	8/4	55/13
at Arkansas	62/40	14/14	22/6	15/15	18/21
KENTUCKY					
GEORGIA					
at Auburn					
SO. CAROLINA					
at Florida					
OLE MISS					
at LSU					
at Alabama					
TENNESSEE					
MISSOURI					
at Texas A&M					
at Ole Miss					
VANDERBILT					
LSU					
at So. Carolina					
Total	714/330	373/155	282/107	184/108	390/238
Totals/Game	51.0/23.6	26.6/11.1	20.1/7.6	13.1/7.7	27.9/17.0





VIC SCHAEFER

HEAD COACH • SEVENTH SEASON AT MSU

- 2018 SEC COACH OF THE YEAR (ASSOCIATED PRESS & SEC COACHES)
- 2018 NAISMITH, USBWA, WBCA & COLLEGE SPORTS MADNESS NATIONAL COACH OF THE YEAR
- 2017 WBCA REGION COACH OF THE YEAR
- 2017 NAISMITH NATIONAL COACH OF THE YEAR FINALIST
- 2017 ESPY FOR BEST UPSET
- 2015 ASSOCIATED PRESS SEC COACH OF THE YEAR & SEC COACHES' CO-COACH OF THE YEAR
- 2015 NAISMITH NATIONAL COACH OF THE YEAR SEMIFINALIST

- Vic Schaefer embarks on his seventh season as the Bulldogs' coach. He owns the second-most victories in program history, and his winning percentage through his first six campaigns is the best in program annals.
- Schaefer's Bulldogs have posted five-straight seasons of 20-plus wins after the program had four 20-win campaigns in the 38 years prior to his arrival. His last two squads became the first MSU teams to eclipse 30 wins.
- Schaefer entered 2018-19 having won 126 games the last four seasons, the fifth-most victories in the country in that span. In that time frame, State has recorded a 52-13 ledger in SEC games, the second-most victories in the conference.
- In his first six seasons, he has taken MSU to the postseason the last five years, including becoming the first MSU coach to take the Bulldogs to four-straight NCAA Tournaments.
- He was named SEC Coach of the Year by league coaches and Associated Press, and Naismith, WBCA, USBWA and College Sports Madness National Coach of the Year after guiding his 2017-18 Bulldogs to the first SEC regular-season championship in program history, the first one for any women's sport at Mississippi State, and a second-straight national championship game appearance.
- The 2017-18 squad passed the 2016-17 National Finalist squad for the most wins in school history with 37. It posted a 32-0 start to the year, the first SEC team to go undefeated in the regular season since 1997-98 and the second-longest win streak in SEC history.
- MSU's 37 victories last season set the program record for wins in a year for the fourth year in a row. His 2016-17 squad became the first to eclipse 30 victories as it won 34 games in advancing to the program's first Final Four. That tally came a year after the 2016 Sweet 16 squad won 28 games and two years after his 2014-15 edition notched 27 wins in claiming the program's first NCAA Tournament berth since 2009-10.
- The Bulldogs' SEC championship came behind a 16-0 SEC record. The 16 league wins passed the 2016-17 team for the most in school history and the longest conference win streak in program annals.
- Under his watch, MSU has set the season attendance record four times in the last five years, including eclipsing 100K for the first time last season with 133,906. The Top 20 single-game attendance marks have come under his watch, including a Humphrey Coliseum-record 10,794 in MSU's win against South Carolina.
- He was named Naismith National Coach of the Year and WBCA National Coach of the Year in 2018 after being a finalist for both in 2017. In 2015, after guiding State to its first NCAA Tournament berth since 2010, Schaefer was named a semifinalist for the Naismith award after earning SEC Coach of the Year accolades from both his fellow coaches and the Associated Press.
- His first signing class of Ketara Chapel, Dominique Dillingham, Chinwe Okorie and Breanna Richardson won 22 games in 2013-14 before capping their careers with their program-best 111th victory in State's Final Four upset of No. 1 UConn, a victory that won MSU the ESPY for Best Upset.
- In addition to the 34 wins in 2016-17, the Bulldogs claimed 13 SEC wins en route to finishing 2nd. The Dawgs also advanced to the SEC Tournament title game for the second-straight year.
- Schaefer picked up his 200th win as a head coach in the 2017 NCAA Tournament opening-round win against Troy (March 17, 2017).
- Schaefer also went to the Final Four in his previous two stops at Texas A&M and Arkansas. In nine seasons in College Station, he helped the Aggies to 212 wins and seven NCAA Tournament appearances, including the 2011 national championship.
- He was part of 121 wins in six seasons at Arkansas, taking the Razorbacks to the Final Four in his first season. The Razorbacks went to four NCAA Tournament appearances and won a WNIT title during his time on the staff in Fayetteville.



SCHAEFER AT MSU, TEXAS A&M & ARKANSAS

Overall: 507-221 (.696) in 21 seasons

MISSISSIPPI STATE — HEAD COACH

Year	Record	Postseason
2012-13	13-17	—
2013-14	22-14	WNIT Quarterfinals
2014-15	27-7	NCAA Second Round
2015-16	28-8	NCAA Sweet 16
2016-17	34-5	NCAA National Finalist
2017-18	37-2	NCAA National Finalist
2018-19	13-1	—

Record: 174-54 (.763) in 7 seasons

- 4 NCAA Tournament Appearances
- 2 NCAA National Finalists (2016-17, 2017-18)
- 2 Final Fours (2016-17, 2017-18)
- 2 NCAA Elite Eights (2016-17, 2017-18)
- 3 NCAA Sweet 16 (2015-16, 2016-17, 2017-18)
- 1 NCAA Second Round (2014-15)
- 1 WNIT Appearance
- 1 WNIT Quarterfinals (2013-14)
- 2 SEC Tournament Title Game Appearances (2015-16, 2016-17)

TEXAS A&M — ASSOCIATE HEAD COACH

Year	Record	Postseason
2003-04	9-19	—
2004-05	16-15	WNIT Quarterfinals
2005-06	23-9	NCAA First Round
2006-07	25-7	Big 12 Champion/ NCAA Second Round
2007-08	29-8	Big 12 Tournament Champion/ NCAA Elite Eight
2008-09	27-8	NCAA Sweet 16
2009-10	26-8	Big 12 Tournament Champion/ NCAA Second Round
2010-11	33-5	NCAA National Champion
2011-12	24-11	NCAA Sweet 16

Record: 212-90 (.702) in 9 seasons

- 7 NCAA Tournament Appearances
- 1 NCAA National Championship (2010-11)
- 1 NCAA Elite Eight (2007-08)
- 2 NCAA Sweet 16 (2008-09, 2011-12)
- 2 NCAA Second Round (2006-07, 2009-10)
- 1 NCAA First Round (2005-06)
- 1 WNIT Appearance
- 1 WNIT Quarterfinals (2004-05)

ARKANSAS — ASSOCIATE HEAD COACH

Year	Record	Postseason
1997-98	22-11	NCAA Final Four
1998-99	20-14	WNIT National Champion
1999-00	17-15	WNIT Semifinals
2000-01	20-13	NCAA Second Round
2001-02	20-12	NCAA Second Round
2002-03	22-11	NCAA Second Round

Record: 121-76 (.614) in 6 seasons

- 4 NCAA Tournament Appearances
- 1 NCAA Final Four (1997-98)
- 3 NCAA Second Round (2000-01, 2001-02, 2002-03)
- 2 WNIT Appearances
- 1 WNIT National Championship (1998-99)
- 1 WNIT Semifinal (1999-00)



2017 & 2018 NCAA NATIONAL FINALISTS



2018 SEC CHAMPIONS

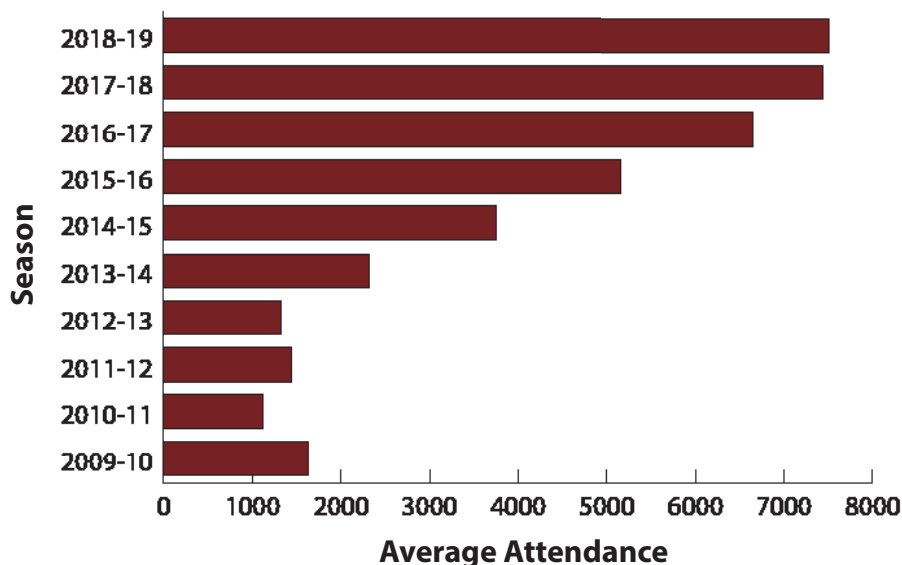
YEAR-BY-YEAR AT THE HUMP

year	g	rec.	pct.	sec	non
1975-76	7	3-4	.429	---	---
1976-77	11	4-7	.364	---	---
1977-78	14	9-5	.391	---	---
1978-79	12	9-3	.750	---	---
1979-80	13	8-5	.615	---	---
1980-81	13	11-2	.846	---	---
1981-82	14	8-6	.571	---	---
1982-83	15	10-5	.667	0-4	10-1
1983-84	15	8-7	.533	0-5	8-2
1984-85	12	5-7	.417	0-4	5-3
1985-86	13	6-7	.462	0-4	6-3
1986-87	12	7-5	.583	2-3	5-2
1987-88	14	9-5	.643	0-5	9-0
1988-89	11	8-3	.727	3-2	5-1
1989-90	13	5-8	.385	0-5	5-3
1990-91	13	5-8	.385	0-4	5-4
1991-92	13	10-3	.769	3-3	7-0
1992-93	11	8-3	.727	3-2	5-1
1993-94	14	7-7	.500	1-5	6-2
1994-95	10	6-4	.600	1-4	5-0
1995-96	12	9-3	.750	4-2	5-1
1996-97	12	6-6	.500	0-6	6-0
1997-98	13	9-4	.692	3-3	6-1
1998-99	13	11-2	.846	6-2	5-0
1999-00	15	13-2	.867	5-2	8-0
2000-01	15	9-6	.600	2-5	7-1
2001-02	13	11-2	.846	5-2	6-0
2002-03	13	12-1	.923	6-1	6-0
2003-04	11	8-3	.727	5-1	3-2
2004-05	17	13-4	.765	4-3	9-1
2005-06	14	4-10	.286	0-7	4-3
2006-07	17	9-8	.529	2-5	7-3
2007-08	16	11-5	.688	3-4	8-1
2008-09	16	12-4	.750	4-3	8-1
2009-10	16	12-4	.750	4-4	8-0
2010-11	14	6-8	.429	1-7	5-1
2011-12	16	10-6	.625	2-6	8-0
2012-13	17	12-5	.706	4-4	8-1
2013-14	21	16-5	.762	4-4	12-1
2014-15	18	17-1	.944	7-1	10-0
2015-16	18	16-2	.889	6-2	10-0
2016-17	13	12-1	.923	7-1	5-0
2017-18	18	18-0	1.000	8-0	10-0
2018-19	7	7-0	1.000	0-0	7-0

ALL-TIME RECORD (44 YEARS): 409-196 (.676)

ATTENDANCE LAST 15 YEARS

Year	GAMES	TOTAL	Avg.
2018-19	7	52,238	7,463
2017-18	18	133,906	7,439
2016-17	13	86,328	6,641
2015-16	18	92,914	5,162
2014-15	18	67,598	3,755
2013-14	21	48,733	2,321
2012-13	17	22,384	1,317
2011-12	16	23,073	1,442
2010-11	14	15,645	1,118
2009-10	16	26,206	1,638
2008-09	16	20,590	1,287
2007-08	16	16,065	1,004
2006-07	17	12,364	727
2005-06	14	9,058	647
2004-05	17	18,392	1,082

MISSISSIPPI STATE AVERAGE HOME ATTENDANCE
THE LAST 10 SEASONS

BULLDOGS AT HUMPHREY COLISEUM

- Mississippi State is in its 44th season at Humphrey Coliseum.
- The Bulldogs are 70-4 in the Hump since 2014-15, including 28-4 in SEC play.
- The Bulldogs have claimed the Top 20 single-game attendance marks during Vic Schaefer's tenure.
- MSU had the largest crowd in the history of the Hump with 10,794 vs. No. 6 South Carolina (2/5/18).

MSU'S RECORD AT HOME UNDER SCHAEFER

Year	Overall	Pct.	SEC	Pct.	Non-Conf.	Pct.
2012-13	12-5	.706	4-4	.500	8-1	.889
2013-14	16-5	.762	4-4	.500	12-1	.923
2014-15	17-1	.944	7-1	.875	10-0	1.000
2015-16	16-2	.889	6-2	.750	10-0	1.000
2016-17	12-1	.923	7-1	.875	5-0	1.000
2017-18	18-0	1.000	8-0	1.000	10-0	1.000
2018-19	7-0	1.000	0-0	.000	7-0	1.000
TOTALS	98-14	.875	36-12	.750	62-2	.969



TOP 20 WOMEN'S CROWDS

Att.	date	opp.	score	
1	10,794	2/5/18	South Carolina	W, 67-53
2	10,626	1/24/16	South Carolina	L, 51-57
3	10,500	2/26/17	Tennessee	L, 64-82
4	10,211	3/17/18	Nicholls (NCAA)	W, 95-50
5	10,242	12/30/18	Louisiana	W, 104-36
6	9,933	2/18/18	Texas A&M	W, 76-55
7	9,881	3/19/18	Oklahoma St. (NCAA)	W, 71-56
8	9,520	2/11/18	Kentucky	W, 74-55
9	9,474	2/22/18	Auburn	W, 82-61
10	9,010	1/14/18	Alabama	W, 75-61
11	8,840	1/16/17	Ole Miss	W, 73-62
12	8,535	12/28/17	Miss. Valley St.	W, 112-36
13	7,780	1/29/17	Texas A&M	W, 71-61
14	7,764	11/20/16	Texas	W, 79-68
15	7,326	3/1/15	Ole Miss	W, 55-47
16	7,320	11/18/18	Coppin St.	W, 110-38
17	7,273	12/6/18	Marquette	W, 87-82
18	7,161	1/11/18	Ole Miss	W, 76-45
19	7,128	1/18/16	Ole Miss	W, 79-51
20	7,107	11/15/18	Lamar	W, 104-53

— Set Under Vic Schaefer In Bold

HUMPHREY COLISEUM INDIVIDUAL RECORDS

Most Points
47 - Tan White vs. Vanderbilt [2OT] (2/3/05)

Most Rebounds
26 - Sophie Ratliff vs. Shorter (2/15/88)

Most FG Made
20 - LaToya Thomas vs. Tulsa (11/17/02)

Most 3FG Made
8 - Meadow Overstreet vs. Miss. Valley St. (12/20/99)

Most FT Made
18 - Jennifer Fambrough vs. Northwestern St. (12/19/88)

Most Assists
13 - Jazzmun Holmes vs. Marquette (12/6/18)
13 - Katia May, vs. Tennessee Tech (11/21/13)

Most Steals
13 - Katia May, vs. Tennessee Tech (11/21/13)

Most Blocked Shots
10 - Martha Alwal vs. Jacksonville State (11/11/11)

HUMPHREY COLISEUM TEAM RECORDS

Most Points
117 - vs. Judson (2/24/86)

Most Rebounds
78 - vs. Judson (2/24/86)

Most FG Made
53 - vs. Judson (2/24/86)

Most 3FG Made
13 - 2x, last vs. Southern Miss (11/19/17)

Most FT Made
36 - vs. SE Louisiana (12/20/13)

Most Assists
30 - vs. Mississippi Valley (11/24/15)
30 - vs. Mississippi Valley (12/20/99)

Most Steals
32 - vs. Nicholls (12/7/08)

Most Blocked Shots
14 - vs. Jacksonville State (11/11/11)



2017 & 2018 NCAA NATIONAL FINALISTS



2018 SEC CHAMPIONS



55

CHLOE BIBBY

Forward | 6-1 | Sophomore

Warracknabeal, Australia | Rowville Secondary College

SEASON HIGHS

Points 21, vs. Furman (11-21-18)
 Rebounds 8, at Little Rock (11-28-18)
 FG Made 8, vs. Furman (11-21-18)
 FG Attempts 13, vs. SE Missouri (11-6-18)
 3PT FG Made 5, vs. Furman (11-21-18)
 3PT FG Attempts 7, 2x, last vs. Virginia (11-9-18)
 FT Made 2, 4x, last at Arkansas (1-3-19)
 FT Attempts 2, 6x, last at Arkansas (1-3-19)
 Assists 4, at Washington (12-20-18)
 Blocks 3, vs. SE Missouri (11-6-18)
 Steals 3, 2x, last vs. Jackson State (11-24-18)

CAREER HIGHS

Points 21, vs. Furman (11-21-18)
 Rebounds 7, 2x, last vs. Jackson State (11-24-18)
 FG Made 8, vs. Furman (11-21-18)
 FG Attempts 13, vs. SE Missouri (11-6-18)
 3PT FG Made 5, vs. Furman (11-21-18)
 3PT FG Attempts 7, 2x, last vs. Virginia (11-9-18)
 FT Made 4, vs. Little Rock (12-10-17)
 FT Attempts 4, 2x, last vs. Alabama (1-14-18)
 Assists 4, at Washington (12-20-18)
 Blocks 3, vs. SE Missouri (11-6-18)
 Steals 3, 2x, last vs. Jackson State (11-24-18)

BIBBY'S 2018-19 GAME-BY-GAME (* — INDICATES GAME STARTED)

Opponent	Min.	FG-A	3PT-A	FT-A	O-D-T	PF	Ast.	TO	Blk.	Stl.	Pts.
SE MISSOURI	*32	4-13	3-7	0-0	5-1-6	1	1	2	3	0	11
at Virginia	*32	5-12	3-7	0-0	2-4-6	2	2	2	0	3	13
LAMAR	*22	4-7	3-5	0-0	4-2-6	1	2	4	1	1	11
COPPIN ST.	*18	4-4	2-2	1-2	0-3-3	0	2	2	0	2	11
FURMAN	*25	8-10	5-6	0-0	0-5-5	0	3	0	1	0	21
JACKSON ST.	*20	2-5	1-3	0-0	0-7-7	1	3	0	1	3	5
at Little Rock	*30	5-7	3-4	2-2	2-6-8	2	2	1	0	0	15
at Texas	*40	6-12	2-4	0-0	0-2-2	2	0	0	0	0	14
MARQUETTE	*31	2-7	1-5	1-2	0-2-2	1	1	1	1	0	6
at Southern Miss	*21	4-10	1-4	2-2	0-1-1	2	0	1	0	0	11
at Oregon	*40	5-11	2-5	0-0	0-0-0	1	0	1	1	0	12
at Washington	*28	6-11	1-2	2-2	2-3-5	1	4	1	0	0	15
LOUISIANA	*19	3-9	0-4	0-0	2-4-6	0	1	1	1	0	6
at Arkansas	*29	4-8	1-3	2-2	3-1-4	1	2	3	0	0	11
KENTUCKY											
GEORGIA											
at Auburn											
SO. CAROLINA											
at Florida											
OLE MISS											
at LSU											
at Alabama											
TENNESSEE											
MISSOURI											
at Texas A&M											
at Ole Miss											
VANDERBILT											
LSU											
at So. Carolina											

* — Indicates Game Started

AWARDS & HONORS

- 2018 SEC First Year Honor Roll

BULLDOG BITES...

- 3rd in the SEC in 3FG% (45.9%), 8th in 3FG made (2.0 per game).
- Has scored in double figures in 11 of 14 games.
- In the top 3% in Division I in scoring efficiency according to HerHoopStats.com, averaging 1.09 points per shot attempt.
- Drew her first-career start and tallied 11 points and career highs with 6 rebounds and 3 blocked shots against Southeast Missouri.
- Tied her career high with 13 points and claimed a personal best with 3 steals at Virginia.
- Scored 11 points and grabbed 6 boards against Lamar.
- Added another 11-point showing against Coppin State, knocking down all 4 FG attempts, including both 3-point tries.
- Tallied her first 20-point game with 21 against Furman.
- Grabbed 8 rebounds and hit 5 of 7 FG attempts, 3 of 4 from 3FG range, for 15 points at Little Rock.
- Totaled 14 points at Texas.
- Scored 15 points on 6-of-11 shooting at Washington.

CHLOE BIBBY'S CAREER STATISTICS

ALL GAMES

Year	GP	GS	Min	Avg	Total			3-Point			F-Throw			Rebounds				PF	FO	Ast	TO	Blk	Stl	Pts	Avg
					FG	FGA	Pct	FG	FGA	Pct	FT	FTA	Pct	Off	Def	Tot	Avg								
2017-18	37	0	505	13.6	52	138	.377	15	47	.319	27	33	.818	25	54	79	2.1	33	1	14	33	4	13	146	3.9
2018-19	51	14	892	17.5	114	264	.432	43	108	.398	37	45	.822	45	95	140	2.7	48	1	37	52	12	23	308	6.0
TOTAL	50	13	863	17.3	110	256	.430	42	105	.400	35	43	.814	42	94	136	2.7	47	1	35	49	12	23	297	5.9

SEC GAMES

Year	GP	GS	Min	Avg	Total			3-Point			F-Throw			Rebounds				PF	FO	Ast	TO	Blk	Stl	Pts	Avg
					FG	FGA	Pct	FG	FGA	Pct	FT	FTA	Pct	Off	Def	Tot	Avg								
2017-18	15	0	229	15.3	22	53	.415	8	20	.400	13	15	.867	14	22	36	2.4	16	1	8	19	2	7	65	4.3
2018-19	1	1	29	29.0	4	8	.500	1	3	.333	2	2	1.000	3	1	4	4.0	1	0	2	3	0	0	11	11.0
TOTAL	16	1	258	16.1	26	61	.426	9	23	.391	15	17	.882	17	23	40	2.5	17	1	10	22	2	7	76	4.8



2017 & 2018 NCAA NATIONAL FINALISTS



2018 SEC CHAMPIONS



25

ZION CAMPBELL

Center | 6-3 | Redshirt Junior

Washington, D.C. | Riverdale Baptist School

SEASON HIGHS

Points 2, 2x last vs. Louisiana (12-30-18)
 Rebounds 3, 3x, last vs. Louisiana (12-30-18)
 FG Made 1, vs. Furman (11-21-18)
 FG Attempts 1, 2x, last vs. Jackson State (11-24-18)
 3PT FG Made —
 3PT FG Attempts —
 FT Made 2, vs. Louisiana (12-30-18)
 FT Attempts 2, 3x, last vs. Louisiana (12-30-18)
 Assists 1, 2x, last at Little Rock (11-28-18)
 Blocks 1, 2x last at Little Rock (11-28-18)
 Steals 1, vs. SE Missouri (11-6-18)

CAREER HIGHS

Points 13, vs. Georgia State (11-16-17)
 Rebounds 11, vs. Georgia State (11-16-17)
 FG Made 6, vs. Georgia State (11-16-17)
 FG Attempts 6, vs. Georgia State (11-16-17)
 3PT FG Made —
 3PT FG Attempts —
 FT Made 3, vs. Arizona State (11-23-17)
 FT Attempts 4, vs. Arizona State (11-23-17)
 Assists 1, 13x, last at Little Rock (11-28-18)
 Blocks 3, vs. Ole Miss (1-11-18)
 Steals 2, 2x, last at Vanderbilt (2-15-18)

CAMPBELL'S 2018-19 GAME-BY-GAME (* — INDICATES GAME STARTED)

Opponent	Min.	FG-A	3PT-A	FT-A	O-D-T	PF	Ast.	TO	Blk.	Stl.	Pts.
SE MISSOURI	4	0-0	0-0	1-2	1-1-2	0	0	2	0	1	1
at Virginia	10	0-0	0-0	1-2	0-1-1	1	0	0	0	0	1
LAMAR	5	0-0	0-0	0-0	0-0-0	1	0	0	0	0	0
COPPIN ST.	9	0-0	0-0	0-0	0-3-3	0	0	0	0	0	0
FURMAN	11	1-1	0-0	0-0	1-2-3	0	0	0	1	0	2
JACKSON ST.	10	0-1	0-0	0-0	0-2-2	1	1	1	0	0	0
at Little Rock	6	0-0	0-0	0-0	0-1-1	1	1	1	1	0	0
at Texas	1	0-0	0-0	0-0	0-0-0	0	0	0	0	0	0
MARQUETTE	DNP										
at Southern Miss	DNP										
at Oregon	DNP										
at Washington	4	0-0	0-0	0-0	0-0-0	0	0	1	0	0	0
LOUISIANA	6	0-0	0-0	2-2	2-1-3	0	0	1	0	1	2
at Arkansas	4	0-0	0-0	0-0	0-0-0	0	0	0	0	0	0
KENTUCKY											
GEORGIA											
at Auburn											
SO. CAROLINA											
at Florida											
OLE MISS											
at LSU											
at Alabama											
TENNESSEE											
MISSOURI											
at Texas A&M											
at Ole Miss											
VANDERBILT											
LSU											
at So. Carolina											

* — Indicates Game Started

AWARDS & HONORS

- 2017 SEC Honor Roll

BULLDOG BITES...

ZION CAMPBELL'S CAREER STATISTICS

ALL GAMES

Year	GP	GS	Min	Avg	Total			3-Point			F-Throw			Rebounds				PF	FO	Ast	TO	Blk	Stl	Pts	Avg
					FG	FGA	Pct	FG	FGA	Pct	FT	FTA	Pct	Off	Def	Tot	Avg								
2016-17	16	0	43	2.7	5	7	.714	0	0	.000	0	2	.000	4	9	13	0.8	5	0	3	1	0	1	10	0.6
2017-18	38	0	358	9.4	33	51	.647	0	0	.000	11	18	.611	24	64	88	2.3	43	1	8	16	15	9	77	2.0
2018-19	11	0	70	6.4	1	2	.500	0	0	.000	4	6	.667	4	11	15	1.4	4	0	2	6	2	2	6	0.5
TOTAL	65	0	471	7.2	39	60	.650	0	0	.000	15	26	.577	32	84	116	1.8	52	1	13	23	17	12	93	1.4

SEC GAMES

Year	GP	GS	Min	Avg	Total			3-Point			F-Throw			Rebounds				PF	FO	Ast	TO	Blk	Stl	Pts	Avg
					FG	FGA	Pct	FG	FGA	Pct	FT	FTA	Pct	Off	Def	Tot	Avg								
2016-17	7	0	20	2.9	2	3	.667	0	0	.000	0	2	.000	1	4	5	0.7	1	0	1	1	0	0	4	0.6
2017-18	16	0	126	7.9	9	15	.600	0	0	.000	4	6	.667	4	17	21	1.3	16	1	2	4	7	4	22	1.4
2018-19	1	0	4	4.0	0	0	.000	0	0	.000	0	0	.000	0	0	0	0.0	0	0	0	0	0	0	0	0.0
TOTAL	24	0	150	6.3	11	18	.611	0	0	.000	4	8	.500	5	21	26	1.1	17	1	3	5	7	4	26	1.1



2017 & 2018 NCAA NATIONAL FINALISTS



2017 & 2018 SEC CHAMPIONS



4

JESSIKA CARTER

Forward/Center | 6-5 | Freshman
Waverly Hall, Ga. | Harris County HS

SEASON HIGHS

Points 16, vs. Coppin State (11-18-18)
Rebounds 10, vs. Louisiana (12-30-18)
FG Made 7, vs. Coppin State (11-18-18)
FG Attempts 9, vs. Coppin State (11-18-18)
3PT FG Made —
3PT FG Attempts —
FT Made 3, vs. Jackson State (11-24-18)
FT Attempts 5, vs. Furman (11-21-18)
Assists 1, 2x, last vs. Louisiana (12-30-18)
Blocks 6, vs. Jackson State (11-24-18)
Steals 1, 3x last vs. Louisiana (12-30-18)

CAREER HIGHS

Points 16, vs. Coppin State (11-18-18)
Rebounds 10, vs. Louisiana (12-30-18)
FG Made 7, vs. Coppin State (11-18-18)
FG Attempts 9, vs. Coppin State (11-18-18)
3PT FG Made —
3PT FG Attempts —
FT Made 3, vs. Jackson State (11-24-18)
FT Attempts 5, vs. Furman (11-21-18)
Assists 1, 2x, last vs. Louisiana (12-30-18)
Blocks 6, vs. Jackson State (11-24-18)
Steals 1, 3x last vs. Louisiana (12-30-18)

CARTER'S 2018-19 GAME-BY-GAME (* — INDICATES GAME STARTED)

Opponent	Min.	FG-A	3PT-A	FT-A	O-D-T	PF	Ast.	TO	Blk.	Stl.	Pts.
SE MISSOURI	8	2-4	0-0	1-3	1-3-4	3	0	0	0	0	5
at Virginia	4	0-1	0-0	0-0	1-2-3	1	0	0	0	0	0
LAMAR	18	4-7	0-0	2-4	3-5-8	2	0	1	4	1	10
COPPIN ST.	21	7-9	0-0	2-4	2-6-8	3	0	4	5	0	16
FURMAN	23	2-5	0-0	1-5	6-3-9	0	1	1	4	1	5
JACKSON ST.	25	2-5	0-0	3-3	4-4-8	1	0	0	6	0	7
at Little Rock	16	2-2	0-0	2-2	0-2-2	3	0	2	0	0	6
at Texas	12	1-6	0-0	0-0	1-1-2	3	0	1	0	0	2
MARQUETTE	0+	0-0	0-0	0-0	0-0-0	0	0	0	0	0	0
at Southern Miss	15	3-4	0-0	0-0	1-3-4	1	0	3	2	0	6
at Oregon	6	0-1	0-0	1-2	0-0-0	1	0	0	0	0	1
at Washington	14	4-6	0-0	0-0	1-3-4	3	0	0	1	0	8
LOUISIANA	21	3-6	0-0	0-2	4-6-10	1	1	0	1	1	6
at Arkansas	13	1-2	0-0	0-0	0-2-2	1	0	0	0	0	2
KENTUCKY											
GEORGIA											
at Auburn											
SO. CAROLINA											
at Florida											
OLE MISS											
at LSU											
at Alabama											
TENNESSEE											
MISSOURI											
at Texas A&M											
at Ole Miss											
VANDERBILT											
LSU											
at So. Carolina											

* — Indicates Game Started

AWARDS & HONORS

BULLDOG BITES...

- 6th in SEC with 23 blocks, 1.7 bpg.
- Collected 5 points, 4 rebounds in her Bulldog debut against Southeast Missouri.
- Had 10 points, 8 rebounds and 4 blocks against Lamar.
- Went 7-of-9 from the field for 16 points, grabbed 8 rebounds and blocked 5 shots against Coppin State.
- Added 4 blocks and a season-high 9 rebounds in State's win against Furman.
- Rejected a personal-best 6 shots against Jackson State.
- Totaled 8 points on 4-of-6 shooting at Washington.
- Grabbed a season-high 10 rebounds to go along with 6 points against Louisiana.

JESSIKA CARTER'S CAREER STATISTICS

ALL GAMES

Year	GP	GS	Min	Avg	Total			3-Point			F-Throw			Rebounds				PF	FO	Ast	TO	Blk	Stl	Pts	Avg
					FG	FGA	Pct	FG	FGA	Pct	FT	FTA	Pct	Off	Def	Tot	Avg								
2018-19	14	0	196	14.0	31	58	.534	0	0	.000	12	25	.480	24	41	65	4.6	23	0	2	13	23	3	74	5.3
TOTAL	14	0	196	14.0	31	58	.534	0	0	.000	12	25	.480	24	41	65	4.6	23	0	2	13	23	3	74	5.3

SEC GAMES

Year	GP	GS	Min	Avg	Total			3-Point			F-Throw			Rebounds				PF	FO	Ast	TO	Blk	Stl	Pts	Avg
					FG	FGA	Pct	FG	FGA	Pct	FT	FTA	Pct	Off	Def	Tot	Avg								
2018-19	1	0	13	13.0	1	2	.500	0	0	.000	0	0	.000	0	2	2	2.0	1	0	0	0	0	0	2	2.0
TOTAL	1	0	13	13.0	1	2	.500	0	0	.000	0	0	.000	0	2	2	2.0	1	0	0	0	0	0	2	2.0



2017 & 2018 NCAA NATIONAL FINALISTS



2018 SEC CHAMPIONS



24

JORDAN DANBERRY

Guard | 5-8 | Senior

Conway, Ark. | Conway HS/Arkansas

SEASON HIGHS

Points	26, at Arkansas (1-3-19)
Rebounds	9, at Arkansas (1-3-19)
FG Made	11, at Arkansas (1-3-19)
FG Attempts	17, at Washington (12-20-18)
3PT FG Made	—
3PT FG Attempts	1, at Washington (12-20-18)
FT Made	5, vs. Marquette (12-6-18)
FT Attempts	8, at Arkansas (1-3-19)
Assists	7, vs. Coppin State (11-18-18)
Blocks	1, 5x, last at Arkansas (1-3-19)
Steals	4, at Washington (12-20-18)

CAREER HIGHS

Points	26, at Arkansas (1-3-19)
Rebounds	9, at Arkansas (1-3-19)
FG Made	11, at Arkansas (1-3-19)
FG Attempts	17, at Washington (12-20-18)
3PT FG Made	2*, vs. Louisiana-Monroe (11-13-16)
3PT FG Attempts	4*, at San Diego State (11-18-15)
FT Made	5*, 2x, last vs. Marquette (12-6-18)
FT Attempts	11*, vs. Ole Miss (2-28-16)
Assists	10*, vs. Alabama (1-18-16)
Blocks	1*, 14x, last at Arkansas (1-3-19)
Steals	4, at Washington (12-20-18)

*Includes games at Arkansas

DANBERRY'S 2018-19 GAME-BY-GAME (* — INDICATES GAME STARTED)

Opponent	Min.	FG-A	3PT-A	FT-A	O-D-T	PF	Ast.	TO	Blk.	Stl.	Pts.
SE MISSOURI	*25	4-7	0-0	2-2	3-2-5	0	3	1	1	1	10
at Virginia	*22	4-5	0-0	0-0	0-3-3	2	3	3	1	2	8
LAMAR	*18	6-10	0-0	3-5	1-3-4	2	3	1	0	1	15
COPPIN ST.	*18	4-6	0-0	2-4	1-2-3	1	7	1	0	2	10
FURMAN	*21	4-7	0-0	0-0	0-0-0	2	6	2	0	1	8
JACKSON ST.	*19	7-11	0-0	2-2	1-0-1	1	3	0	0	2	16
at Little Rock	*24	5-8	0-0	0-0	2-1-3	1	3	1	0	1	10
at Texas	*34	6-11	0-0	0-0	2-1-3	2	2	3	0	2	12
MARQUETTE	*29	4-13	0-0	5-7	0-4-4	3	2	4	1	1	13
at Southern Miss	*29	5-15	0-0	2-4	6-2-8	2	2	0	0	2	12
at Oregon	*28	4-8	0-0	3-4	4-1-5	5	3	3	0	3	11
at Washington	*27	9-17	0-1	2-3	1-1-2	1	4	1	1	4	20
LOUISIANA	*18	5-8	0-0	2-3	0-1-1	2	4	2	0	2	12
at Arkansas	*32	11-12	0-0	4-8	5-4-9	2	4	3	1	2	26
KENTUCKY											
GEORGIA											
at Auburn											
SO. CAROLINA											
at Florida											
OLE MISS											
at LSU											
at Alabama											
TENNESSEE											
MISSOURI											
at Texas A&M											
at Ole Miss											
VANDERBILT											
LSU											
at So. Carolina											

* — Indicates Game Started

AWARDS & HONORS

- 2018 NCAA Elite 90 Award
- 2018 SEC Academic Honor Roll

BULLDOG BITES...

- 5th in SEC in assist/turnover ratio (1.96)
- Has scored in double figures in 9 straight games, averaging 14.7 ppg in that span.
- Tallied 10 points against SE Missouri in her first MSU start.
- Scored 15 points in 18 minutes against Lamar.
- Matched her career high with 7 assists against Coppin State.
- Dished 6 assists and scored 8 points against Furman.
- Scored a career-high 16 points in MSU's win against Jackson State.
- Put in 10 points at Little Rock in a return to her home state of Arkansas.
- Scored 12 points on 6-of-11 shooting at Texas.
- Recorded a 13-point night against Marquette.
- Scored a career-high 20 points while recording a career-best 4 steals at Washington.
- Turned in a career-high 26 points on 11-of-12 shooting against her former school at Arkansas.

JORDAN DANBERRY'S CAREER STATISTICS

ALL GAMES (MSU & ARKANSAS)

Year	GP	GS	Min	Avg	Total			3-Point			F-Throw			Rebounds				PF	FO	Ast	TO	Blk	Stl	Pts	Avg
					FG	FGA	Pct	FG	FGA	Pct	FT	FTA	Pct	Off	Def	Tot	Avg								
2015-16*	30	13	575	19.2	77	233	.330	3	28	.107	44	71	.620	30	48	78	2.6	72	2	70	83	5	27	201	6.7
2016-17*	6	0	72	12.0	8	19	.421	2	3	.667	10	13	.769	10	13	23	3.8	10	0	4	12	0	2	28	4.7
2017-18	31	0	298	9.6	35	96	.365	1	2	.500	15	28	.536	15	25	40	1.3	35	0	34	22	4	22	86	2.8
2018-19	14	14	344	24.6	78	147	.531	0	1	.000	27	42	.643	26	25	51	3.6	26	1	49	25	5	26	183	13.1
MSU TOTAL45	14	14	642	14.3	113	243	.465	1	3	.333	42	70	.600	41	50	91	2.0	61	1	83	47	9	48	269	6.0
All*	81	27	1289	15.9	198	495	.400	6	34	.176	96	154	.623	81	111	192	2.4	143	3	157	142	14	77	498	6.1

Statistics from Arkansas

SEC GAMES (MSU ONLY)

Year	GP	GS	Min	Avg	Total			3-Point			F-Throw			Rebounds				PF	FO	Ast	TO	Blk	Stl	Pts	Avg
					FG	FGA	Pct	FG	FGA	Pct	FT	FTA	Pct	Off	Def	Tot	Avg								
2017-18	16	0	134	8.4	20	45	.444	0	0	.000	3	9	.333	7	8	15	0.9	14	0	13	9	3	13	43	2.7
2018-19	1	1	32	32.0	11	21	.524	0	0	.000	4	8	.500	5	4	9	9.0	2	0	4	3	1	2	26	26.0
TOTAL	17	1	166	9.8	31	66	.470	0	0	.000	7	17	.412	12	12	24	1.4	16	0	17	12	4	15	69	4.1



2

ANDRA ESPINOZA-HUNTER

Guard | 5-11 | Sophomore

Ossining, N.Y. | Ossining HS/UConn

SEASON HIGHS		CAREER HIGHS	
Points	16, vs. Coppin State (11-18-1)	Points	16, vs. Coppin State (11-18-1)
Rebounds	4, at Little Rock (11-28-18)	Rebounds	4, at Little Rock (11-28-18)
FG Made.....	6, vs. Coppin State (11-18-18)	FG Made.....	6, vs. Coppin State (11-18-18)
FG Attempts	12, 2x, last vs. Furman (11-21-18)	FG Attempts	12, 2x, last vs. Furman (11-21-18)
3PT FG Made	4, vs. Coppin State (11-18-18)	3PT FG Made	4, vs. Coppin State (11-18-18)
3PT FG Attempts.....	8, 2x, last Jackson State (11-24-18)	3PT FG Attempts.....	8, 2x, last Jackson State (11-24-18)
FT Made	2, 2x, last at Little Rock (11-28-18)	FT Made	2, 2x, last at Little Rock (11-28-18)
FT Attempts.....	2, 2x, last at Little Rock (11-28-18)	FT Attempts.....	2, 2x, last at Little Rock (11-28-18)
Assists.....	3, vs. Coppin State (11-18-18)	Assists.....	3, vs. Coppin State (11-18-18)
Blocks	1, 2x, vs. Coppin State (11-18-18)	Blocks	1, 2x, vs. Coppin State (11-18-18)
Steals	1, 3x, last vs. Louisiana (12-30-18)	Steals	1*, 4x, last vs. Louisiana (12-30-18)
		SEC HIGHS	
		*includes games at UConn	

ESPINOZA-HUNTER'S 2018-19 GAME-BY-GAME (* — INDICATES GAME STARTED)													
Opponent	Min.	FG-A	3PT-A	FT-A	O-D-T	PF	Ast.	TO	Blk.	Stl.	Pts.		
SE MISSOURI	DNP												
at Virginia	29	5-12	3-8	0-0	0-1-1	2	1	1	0	0	13		
LAMAR	19	3-10	1-6	0-0	0-2-2	1	0	1	1	0	7		
COPPIN ST.	20	6-9	4-6	0-0	1-2-3	1	3	1	1	0	16		
FURMAN	20	5-12	2-5	2-2	1-1-2	0	0	1	0	1	14		
JACKSON ST.	14	5-10	3-8	0-0	0-0-0	0	1	1	0	1	13		
at Little Rock	22	1-6	0-2	2-2	3-1-4	1	2	2	0	0	4		
at Texas	4	0-0	0-0	0-0	0-0-0	0	0	0	0	0	0		
MARQUETTE	5	0-2	0-1	0-0	0-1-1	1	0	1	0	0	0		
at Southern Miss	16	1-6	0-3	0-0	0-1-1	0	1	0	0	0	2		
at Oregon	5	0-2	0-1	0-0	0-0-0	0	0	0	0	0	0		
at Washington	21	4-7	3-5	0-0	0-0-0	1	1	2	0	0	11		
LOUISIANA	18	3-8	1-4	0-0	0-3-3	0	1	1	0	1	7		
at Arkansas	12	2-7	1-3	0-0	0-0-0	0	0	0	0	0	5		
KENTUCKY													
GEORGIA													
at Auburn													
SO. CAROLINA													
at Florida													
OLE MISS													
at LSU													
at Alabama													
TENNESSEE													
MISSOURI													
at Texas A&M													
at Ole Miss													
VANDERBILT													
LSU													
at So. Carolina													

AWARDS & HONORS

BULLDOG BITES...

- Had waiver for immediate eligibility accepted Nov. 7.
- Tallied a team-high 13 points in her MSU debut, a win at Virginia.
- Was 6-of-9 from the field, 4-of-6 from 3-point range, for 16 points vs. Coppin State.
- Scored 14 points in the Bulldogs' win against Furman.
- Put in 13 points in 14 minutes against Jackson State.
- Went 3-of-5 from beyond the arc for 11 points at Washington.

ESPINOZA-HUNTER'S CAREER STATISTICS

ALL GAMES

Year	GP	GS	Min	Avg	Total			3-Point			F-Throw			Rebounds				PF	FO	Ast	TO	Blk	Stl	Pts	Avg
					FG	FGA	Pct	FG	FGA	Pct	FT	FTA	Pct	Off	Def	Tot	Avg								
2017-18*	7	0	49	7.0	5	13	.385	4	11	.364	0	0	.000	1	0	1	0.1	7	0	1	4	0	2	14	2.0
2018-19	13	0	205	15.8	35	91	.385	18	52	.346	4	4	1.000	5	12	17	1.3	7	0	10	11	2	3	92	7.1
MSU TOTAL	13	0	205	15.8	35	91	.385	18	52	.346	4	4	1.000	5	12	17	1.3	7	0	10	11	2	3	92	7.1
All*	20	0	254	12.7	40	104	.385	22	63	.349	4	4	1.000	6	12	18	0.9	14	0	11	15	2	5	106	5.3

Statistics from UConn

SEC GAMES

Year	GP	GS	Min	Avg	Total			3-Point			F-Throw			Rebounds				PF	FO	Ast	TO	Blk	Stl	Pts	Avg
					FG	FGA	Pct	FG	FGA	Pct	FT	FTA	Pct	Off	Def	Tot	Avg								
2018-19	1	0	12	12.0	2	7	.286	1	3	.333	0	0	.000	0	0	0	0.0	0	0	0	0	0	0	5	5.0
TOTAL	1	0	12	12.0	2	7	.286	1	3	.333	0	0	.000	0	0	0	0.0	0	0	0	0	0	0	5	5.0



10

JAZZMUN HOLMES

Guard | 5-8 | Senior

Gulfport, Miss. | Harrison Central HS

SEASON HIGHS

Points	17, at Texas (12-2-18)
Rebounds	5, vs. Lamar (11-15-18)
FG Made	7, at Texas (12-2-18)
FG Attempts	11, at Texas (12-2-18)
3PT FG Made	1, 2x, last at Texas (12-2-18)
3PT FG Attempts	2, 2x, last at Oregon (12-18-18)
FT Made	9, at Southern Miss (12-14-18)
FT Attempts	10, at Southern Miss (12-14-18)
Assists	13, vs. Marquette (12-6-18)
Blocks	2, vs. Marquette (12-6-18)
Steals	4, 2x last at Washington (12-20-18)

CAREER HIGHS

Points	17, at Texas (12-2-18)
Rebounds	6, vs. Grambling (11-21-15)
FG Made	7, at Texas (12-2-18)
FG Attempts	11, at Texas (12-2-18)
3PT FG Made	1, 9x, last at Texas (12-2-18)
3PT FG Attempts	3, 3x, last vs. Florida (1-12-17)
FT Made	9, at Southern Miss (12-14-18)
FT Attempts	10, 2x last at Southern Miss (12-14-18)
Assists	13, vs. Marquette (12-6-18)
Blocks	2, 3x, vs. Marquette (12-6-18)
Steals	5, 2x, last at Vanderbilt (2-15-18)

HOLMES' 2018-19 GAME-BY-GAME (* — INDICATES GAME STARTED)

Opponent	Min.	FG-A	3PT-A	FT-A	O-D-T	PF	Ast.	TO	Blk.	Stl.	Pts.
SE MISSOURI	*28	5-8	0-0	1-3	0-2-2	1	5	1	0	2	11
at Virginia	*31	3-7	0-0	2-2	0-0-0	2	4	2	0	3	8
LAMAR	*27	1-4	0-0	7-8	0-5-5	2	9	2	0	1	9
COPPIN ST.	*18	1-1	0-0	0-0	0-1-1	0	2	0	0	2	2
FURMAN	*22	1-2	1-1	0-0	1-3-4	0	6	0	0	2	3
JACKSON ST.	*13	0-1	0-0	0-0	0-0-0	2	4	0	0	2	13
at Little Rock	*20	2-5	0-0	1-2	0-3-3	3	4	1	0	0	5
at Texas	*38	7-11	1-2	2-2	0-2-2	3	2	2	0	2	17
MARQUETTE	*38	3-8	0-0	2-2	0-0-0	4	13	1	2	1	13
at Southern Miss	*22	2-5	0-0	9-10	0-0-0	0	6	0	0	4	13
at Oregon	*39	3-8	0-2	6-6	1-0-1	2	7	0	0	0	12
at Washington	*22	3-5	0-0	2-2	0-4-4	1	3	3	0	4	8
LOUISIANA	*15	1-4	0-0	0-0	0-0-0	2	4	2	1	1	2
at Arkansas	*30	4-6	0-0	6-8	0-4-4	0	5	1	0	3	14
KENTUCKY											
GEORGIA											
at Auburn											
SO. CAROLINA											
at Florida											
OLE MISS											
at LSU											
at Alabama											
TENNESSEE											
MISSOURI											
at Texas A&M											
at Ole Miss											
VANDERBILT											
LSU											
at So. Carolina											

* — Indicates Game Started

AWARDS & HONORS

- SEC Academic Honor Roll (2018, 2017)

BULLDOG BITES...

- Dished 5+ assists in 30 games in her career.
- Leads the nation in assist/turnover ratio (4.9).
- 4th in SEC in assists (5.3 apg)
- Tied for 9th in MSU career history with 343 assists, needing 3 more to tie for 8th.
- 9th among active SEC players with 118 career steals.
- Made her first-career start against SE Missouri, scoring 11 points and dishing 5 assists.
- Scored 9 points and dished a then-career-best 9 assists against Lamar.
- Collected career assist No. 300 in a 6-assist effort against Furman.
- Scored a career-high 17 points at Texas and made a career-best 7 field goals.
- Dealt out a career-high 13 assists against Marquette, which tied the Humphrey Coliseum record, while only turning the ball over once and blocking a career-high-tying two shots.
- Dished six assists without turning the ball over at Southern Miss will recording four steals and 13 points.
- Matched her season-high with four steals at Washington.
- Scored 14 points and tallied 5 assists at Arkansas.
- Has turned in 40 assists with just 9 turnovers over the last 7 games while averaging 10.6 ppg, shooting 48.9% from the field (23-of-47) and making 27-of-30 from the free throw line.

JAZZMUN HOLMES' CAREER STATISTICS

ALL GAMES

Year	GP	GS	Min	Avg	Total			3-Point			F-Throw			Rebounds				PF	FO	Ast	TO	Blk	Stl	Pts	Avg
					FG	FGA	Pct	FG	FGA	Pct	FT	FTA	Pct	Off	Def	Tot	Avg								
2015-16	33	0	298	9.0	20	70	.286	2	17	.118	20	24	.833	8	25	33	1.0	26	0	71	32	3	21	62	1.9
2016-17	38	0	445	11.7	32	91	.352	4	13	.308	34	47	.723	12	30	42	1.1	43	0	98	43	3	25	102	2.7
2017-18	39	0	578	14.8	55	117	.470	1	3	.333	54	71	.761	14	42	56	1.4	46	0	105	38	9	45	165	4.2
2018-19	14	14	360	25.7	36	75	.480	2	5	.400	38	45	.844	2	24	26	1.9	22	0	74	15	3	27	112	8.0
TOTAL	124	14	1681	13.6	143	353	.405	9	38	.237	146	187	.781	36	121	157	1.3	137	0	348	128	18	118	441	3.6

SEC GAMES

Year	GP	GS	Min	Avg	Total			3-Point			F-Throw			Rebounds				PF	FO	Ast	TO	Blk	Stl	Pts	Avg
					FG	FGA	Pct	FG	FGA	Pct	FT	FTA	Pct	Off	Def	Tot	Avg								
2015-16	14	0	80	5.7	7	20	.350	1	4	.250	6	8	.750	1	7	8	0.6	7	0	14	16	1	6	21	1.5
2016-17	15	0	157	10.5	9	35	.257	1	6	.167	9	15	.600	5	10	15	1.0	15	0	31	17	1	11	28	1.9
2017-18	16	0	237	14.8	18	41	.439	0	1	.000	22	28	.786	4	15	19	1.2	19	0	38	14	2	19	58	3.6
2018-19	1	1	30	30.0	4	6	.667	0	0	.000	6	8	.750	0	4	4	4.0	0	0	5	1	0	3	14	14.0
TOTAL	46	1	504	11.0	38	102	.373	2	11	.182	43	59	.729	10	36	46	1.0	41	0	88	48	4	39	121	2.6



2017 & 2018 NCAA NATIONAL FINALISTS



2017 & 2018 SEC CHAMPIONS



5

ANRIEL HOWARD

Forward | 5-11 | Graduate Senior

Atlanta, Ga. | Westlake HS/Texas A&M

SEASON HIGHS

Points 30, at Oregon (12-18-18)
 Rebounds 13, vs. Lamar (11-15-18)
 FG Made..... 13, vs. Marquette (12-6-18)
 FG Attempts 18, vs. Marquette (12-6-18)
 3PT FG Made 2, 2x, last vs. Marquette (12-6-18)
 3PT FG Attempts 4, 2x, last vs. Louisiana (12-30-18)
 FT Made 5, 4x, last at Washington (12-20-18)
 FT Attempts..... 8, vs. Furman (11-21-18)
 Assists..... 6, at Little Rock (11-28-18)
 Blocks 3, 2x, last at Texas (12-2-18)
 Steals 3, at Washington (12-20-18)

CAREER HIGHS

Points 30, at Oregon (12-18-18)
 Rebounds 27*, vs. Missouri State (3-19-16)
 FG Made..... 13, vs. Marquette (12-6-18)
 FG Attempts 21*, vs. Notre Dame (3-24-18)
 3PT FG Made 3*, at Arkansas (2-22-18)
 3PT FG Attempts 4, 2x, last vs. Louisiana (12-30-18)
 FT Made 8*, 2x, last vs. Kentucky (1-4-18)
 FT Attempts..... 12*, vs. Kentucky (1-4-18)
 Assists..... 6*, 2x, last at Little Rock (11-28-18)
 Blocks 3*, 3x, at Texas (12-2-18)
 Steals 5*, vs. Texas A&M-Corpus Christi (12-10-16)

*includes games at Texas A&M

HOWARD'S 2018-19 GAME-BY-GAME (* — INDICATES GAME STARTED)

Opponent	Min.	FG-A	3PT-A	FT-A	O-D-T	PF	Ast.	TO	Blk.	Stl.	Pts.
SE MISSOURI	*19	4-7	0-0	1-3	2-5-7	4	1	2	0	0	9
at Virginia	*20	4-8	0-1	0-0	5-4-9	3	1	1	3	0	8
LAMAR	*25	9-15	1-3	5-5	6-7-13	1	3	5	0	1	24
COPPIN ST.	*23	6-11	0-0	3-4	2-6-8	2	3	1	0	2	15
FURMAN	*19	3-7	2-3	4-8	3-3-6	2	1	2	0	0	12
JACKSON ST.	*17	3-8	0-1	5-7	4-3-7	2	1	0	0	2	11
at Little Rock	*23	6-11	1-3	3-4	2-7-9	3	6	3	0	0	16
at Texas	*36	3-14	0-3	1-2	5-3-8	1	2	2	3	2	7
MARQUETTE	*33	13-18	2-2	1-1	9-3-12	2	2	0	1	3	29
at Southern Miss	*25	6-12	1-4	3-6	4-3-7	0	0	1	0	2	16
at Oregon	*39	12-17	1-4	5-7	2-4-6	5	1	5	0	0	30
at Washington	*26	5-8	1-1	5-6	2-5-7	2	0	2	0	3	16
LOUISIANA*	*18	6-9	0-4	0-0	3-3-6	2	0	1	1	2	16
at Arkansas	21	4-8	0-0	0-0	3-3-6	4	2	2	0	1	8
KENTUCKY											
GEORGIA											
at Auburn											
SO. CAROLINA											
at Florida											
OLE MISS											
at LSU											
at Alabama											
TENNESSEE											
MISSOURI											
at Texas A&M											
at Ole Miss											
VANDERBILT											
LSU											
at So. Carolina											

* — Indicates Game Started

AWARDS & HONORS

- Preseason All-SEC (media)
- Preseason First Team All-SEC (coaches)
- Wooden Award Top 30 Watch List
- Naismith Trophy Preseason Watch List
- Katrina McClain Award Watch List
- SEC Player of the Week (11/20/18)
- 2018 SEC Community Service Team

BULLDOG BITES...

- 2nd among active SEC players, 5th in Division I, in career rebounds (1,113).
- 2nd in SEC, 11th active player in Division I in career double-doubles (35).
- 9th active SEC player in career scoring (1,147), 6th in steals (126).
- Averaging 19.1 ppg and 7.3 rpg while shooting 63.9% from the field (46-of-72) over the last 6 games.
- Tallied 8 points, 9 rebounds and 3 blocked shots at Virginia.
- Named SEC Player of the Week for the 2nd time in her career after averaging 19.5 ppg and 10.5 rpg vs. Lamar and Coppin State.
- Claimed her first double-double as a Bulldog vs. Lamar, the 34th of her career.
- Put in 15 points and grabbed 8 rebounds against Coppin State.
- Made a season-high 2 3-pointers in a 12-point effort against Furman.
- Notched her 1,000th-career point in an 11-point, 7-rebound showing against Jackson State.
- Knocked down 6-of-11 FG attempts for 16 points and grabbed 9 rebounds at Little Rock.
- Matched her career-high with three blocks at Texas while scoring 7 points and collecting 9 rebounds.
- Set career highs in points (29), field goals (13) and field goal attempts (18) in the win over Marquette.
- Scored a career-high 30 points at Oregon while going 12-of-17 from the field.
- Turned in 16 points and 7 rebounds at Washington.

ANRIEL HOWARD'S CAREER STATISTICS

ALL GAMES (MSU & TEXAS A&M)

Year	GP	GS	Min	Avg	Total			3-Point			F-Throw			Rebounds				PF	FO	Ast	TO	Blk	Stl	Pts	Avg
					FG	FGA	Pct	FG	FGA	Pct	FT	FTA	Pct	Off	Def	Tot	Avg								
2015-16*	32	17	541	16.9	59	127	.465	0	0	.000	29	52	.558	84	125	209	6.5	76	1	12	35	10	21	147	4.6
2016-17*	34	34	1059	31.1	141	340	.415	1	2	.500	64	97	.660	130	224	354	10.4	109	6	30	67	9	50	347	10.2
2017-18*	36	36	1210	33.6	153	347	.441	12	39	.308	118	157	.752	166	273	439	12.2	99	3	70	74	14	37	436	12.1
2018-19	14	14	344	24.6	84	153	.549	9	26	.346	40	57	.702	52	59	111	7.9	33	1	23	27	8	18	217	15.5
MSU TOTAL	14	14	344	24.6	84	153	.549	9	26	.346	40	57	.702	52	59	111	7.9	33	1	23	27	8	18	217	15.5
All*	116	101	3154	27.2	437	967	.452	22	67	.328	251	363	.691	432	681	1113	9.6	317	11	135	203	41	126	1147	9.9

Statistics from Texas A&M

SEC GAMES (MSU ONLY)

Year	GP	GS	Min	Avg	Total			3-Point			F-Throw			Rebounds				PF	FO	Ast	TO	Blk	Stl	Pts	Avg
					FG	FGA	Pct	FG	FGA	Pct	FT	FTA	Pct	Off	Def	Tot	Avg								
2018-19	1	1	21	21.0	4	8	.500	0	0	.000	0	0	.000	3	3	6	6.0	4	0	2	2	0	1	8	8.0
TOTAL	1	1	21	21.0	4	8	.500	0	0	.000	0	0	.000	3	3	6	6.0	4	0	2	2	0	1	8	8.0



2017 & 2018 NCAA NATIONAL FINALISTS



2018 SEC CHAMPIONS



15

TEAIRA McCOWAN

Center | 6-7 | Senior

Brenham, Texas | Brenham HS

SEASON HIGHS

Points	24, 3x, last vs. Marquette (12-6-18)
Rebounds	22, at Arkansas (1-3-19)
FG Made	11, vs. Furman (11-21-18)
FG Attempts	19, at Little Rock (11-28-18)
3PT FG Made	—
3PT FG Attempts	—
FT Made	10, vs. SE Missouri (11-6-18)
FT Attempts	15, vs. SE Missouri (11-6-18)
Assists	2, 3x last at Washington (12-20-18)
Blocks	7, vs. SE Missouri (11-6-18)
Steals	3, vs. Virginia (11-9-18)

CAREER HIGHS

Points	41, vs. MVSU (12-28-17)
Rebounds	25, vs. Louisville (3-30-18)
FG Made	19, vs. MVSU (12-28-17)
FG Attempts	24, 2x, last at LSU (1-7-18)
3PT FG Made	—
3PT FG Attempts	—
FT Made	10, vs. SE Missouri (11-6-18)
FT Attempts	15, vs. SE Missouri (11-6-18)
Assists	2, 10x, last at Oregon (12-18-18)
Blocks	7, vs. SE Missouri (11-6-18)
Steals	5, vs. Vanderbilt (3-4-16)

McCOWAN'S 2018-19 GAME-BY-GAME (* — INDICATES GAME STARTED)

Opponent	Min.	FG-A	3PT-A	FT-A	O-D-T	PF	Ast.	TO	Blk.	Stl.	Pts.
SE MISSOURI	*28	7-11	0-0	10-15	7-10-17	1	0	4	7	1	24
at Virginia	*29	5-10	0-0	2-2	3-9-12	4	2	0	4	3	12
LAMAR	*22	5-8	0-0	1-2	3-13-16	4	0	0	5	0	11
COPPIN ST.	*19	10-12	0-0	3-4	3-3-6	4	1	2	5	2	23
FURMAN	*20	11-11	0-0	2-2	5-5-10	1	0	0	1	1	24
JACKSON ST.	*19	8-9	0-0	3-5	3-3-6	1	0	2	2	0	19
at Little Rock	*24	11-19	0-0	1-4	10-5-15	1	1	1	1	0	23
at Texas	*26	5-8	0-0	3-4	7-5-12	4	1	1	0	1	13
MARQUETTE	*40	9-12	0-0	6-6	8-10-18	2	1	4	2	0	24
at Southern Miss	*25	5-8	0-0	3-3	9-7-16	1	0	0	1	1	13
at Oregon	34	2-5	0-0	1-1	2-9-11	2	2	2	4	0	5
at Washington	*22	6-8	0-0	1-1	5-8-13	2	2	0	0	1	13
LOUISIANA	*21	5-5	0-0	3-3	4-7-11	2	0	2	5	0	13
at Arkansas	*25	7-11	0-0	2-2	8-14-22	3	1	3	3	0	22
KENTUCKY											
GEORGIA											
at Auburn											
SO. CAROLINA											
at Florida											
OLE MISS											
at LSU											
at Alabama											
TENNESSEE											
MISSOURI											
at Texas A&M											
at Ole Miss											
VANDERBILT											
LSU											
at So. Carolina											

* — Indicates Game Started

AWARDS & HONORS

- SEC Preseason POY (media & coaches)
- Preseason First Team All-SEC (coaches)
- Preseason All-SEC (media)
- Naismith Trophy Preseason Watch List
- Wooden Award Top 30 Watch List
- Wade Trophy Watch List
- Lisa Leslie Award Watch List
- SEC Player of the Week (11/13/18, 12/4/18)
- 2018 Naismith Defensive Player of the Yr.
- 2018 WBCA, AP All-American
- 2018 SEC Co-Def. POY

BULLDOG BITES...

- SEC active career rebounds leader and 3rd in NCAA Division I (1,200).
- 4th nationally, 1st in SEC, among active players in career double-doubles (50).
- Ranks 40th among active players in Division I with 1,513 points, which is 3rd in the SEC.
- Broke LaToya Thomas' (2000-03) career rebound record at Texas with her 1,109th board.
- 2nd in SEC, and 8th nationally, among active players in career blocks (224).
- 3rd the nation in blocked shots for the season (40).
- 25 career games with 20+ points; 12 career games with 20+ pts. and 15+ rebounds.
- Has won seven career SEC weekly awards, which is tied for MSU's career record (Victoria Vivians, LaToya Thomas), including six SEC Player of the Week awards, which leads all active players.
- Earned her first SEC Player of the Week award this year after averaging 18.0 ppg, 14.5 rpg and 5.5 bpg against SE Missouri and Virginia.
- Recorded her 200th-career block with 11 points, 16 rebounds, 5 swats against Lamar.
- Put in 23 points and blocked 5 shots against Coppin State.
- Became the first Bulldog to go perfect from the field on 10 or more FG attempts, making 11-for-11 to tally 24 points and 10 rebounds against Furman.
- Made 8-of-9 shots for 19 points against Jackson State, having a run of 22-consecutive made field goals snapped in the 3rd quarter.
- Tallied 23 points, 15 rebounds in a road win at Little Rock.
- Picked up her second SEC Player of the Week honor of the season after averaging 18.0 points and 13.5 rebounds and shooting 59.3 percent from the field against Little Rock and Texas.
- Set season highs in both points (24) and rebounds (18) against Marquette while blocking two shots.

TEAIRA McCOWAN'S CAREER STATISTICS

ALL GAMES

Year	GP	GS	Min	Avg	Total			3-Point			F-Throw			Rebounds				PF	FO	Ast	TO	Blk	Stl	Pts	Avg
					FG	FGA	Pct	FG	FGA	Pct	FT	FTA	Pct	Off	Def	Tot	Avg								
2015-16	35	1	481	13.7	92	186	.495	0	0	.000	46	69	.667	100	95	195	5.6	93	5	9	49	46	18	230	6.6
2016-17	39	6	769	19.7	141	248	.569	0	0	.000	58	95	.611	107	169	276	7.1	108	2	20	42	57	31	340	8.7
2017-18	39	39	1191	30.5	286	476	.601	0	0	.000	138	218	.633	237	307	544	13.9	98	2	18	79	81	32	710	18.2
2018-19	14	14	354	25.3	96	137	.701	0	0	.000	41	54	.759	77	108	185	13.2	32	0	11	21	40	10	233	16.6
TOTAL	127	60	2795	22.0	615	1047	.587	0	0	.000	283	436	.649	521	679	1200	9.4	331	9	58	191	224	91	1513	11.9

SEC GAMES

Year	GP	GS	Min	Avg	Total			3-Point			F-Throw			Rebounds				PF	FO	Ast	TO	Blk	Stl	Pts	Avg
					FG	FGA	Pct	FG	FGA	Pct	FT	FTA	Pct	Off	Def	Tot	Avg								
2015-16	16	0	227	14.2	33	71	.465	0	0	.000	16	24	.667	49	39	88	5.5	38	1	5	17	23	4	82	5.1
2016-17	16	0	326	20.4	65	98	.663	0	0	.000	18	30	.600	45	70	115	7.2	50	1	7	16	23	11	148	9.3
2017-18	16	16	510	31.9	109	194	.562	0	0	.000	65	101	.644	103	127	230	14.4	39	0	6	33	28	9	283	17.7
2018-19	1	1	25	25.0	7	11	.636	0	0	.000	2	2	1.000	8	14	22	22.0	3	0	1	3	3	0	16	16.0
TOTAL	49	17	1088	22.2	214	374	.572	0	0	.000	101	157	.643	205	250	455	9.3	130	2	19	69	77	24	529	10.8



2017 & 2018 NCAA NATIONAL FINALISTS



2018 SEC CHAMPIONS



23

BRE'AMBER SCOTT

Guard | 5-11 | Sophomore
Little Rock, Ark. | Central HS

SEASON HIGHS

Points 21, vs. Louisiana (12-30-18)
 Rebounds 5, vs. SE Missouri (11-6-18)
 FG Made 7, vs. Louisiana (12-30-18)
 FG Attempts 9, vs. Louisiana (12-30-18)
 3PT FG Made 5, vs. Louisiana (12-30-18)
 3PT FG Attempts 6, vs. Louisiana (12-30-18)
 FT Made 7, vs. Jackson State (11-24-18)
 FT Attempts 8, vs. Jackson State (11-24-18)
 Assists 3, 3x, last vs. Louisiana (12-30-18)
 Blocks 1, 3x, last at Arkansas (1-3-19)
 Steals 2, 2x, last vs. Louisiana (12-30-18)

CAREER HIGHS

Points 21, vs. Louisiana (12-30-18)
 Rebounds 5, 2x, last vs. SE Missouri (11-6-18)
 FG Made 7, vs. Louisiana (12-30-18)
 FG Attempts 9, vs. Louisiana (12-30-18)
 3PT FG Made 5, vs. Louisiana (12-30-18)
 3PT FG Attempts 6, vs. Louisiana (12-30-18)
 FT Made 7, vs. Jackson State (11-24-18)
 FT Attempts 8, vs. Jackson State (11-24-18)
 Assists 3, 3x, last vs. Louisiana (12-30-18)
 Blocks 1, 4x, last at Arkansas (1-3-19)
 Steals 2, 4x, last vs. Louisiana (12-30-18)

SCOTT'S 2018-19 GAME-BY-GAME (* — INDICATES GAME STARTED)

Opponent	Min.	FG-A	3PT-A	FT-A	O-D-T	PF	Ast.	TO	Blk.	Stl.	Pts.
SE MISSOURI	19	0-5	0-1	6-6	4-1-5	4	2	1	0	0	6
at Virginia	3	1-1	0-0	1-2	1-0-1	0	0	1	0	0	3
LAMAR	13	0-1	0-0	2-2	0-3-3	1	3	0	0	1	2
COPPIN ST.	20	4-6	0-2	2-3	0-1-1	1	3	0	0	2	10
FURMAN	8	2-5	0-1	1-2	0-1-1	0	1	0	0	1	5
JACKSON ST.	11	3-3	1-1	7-8	2-1-3	3	2	1	0	1	14
at Little Rock	18	5-6	0-1	3-3	0-0-0	3	0	0	0	0	13
at Texas	5	1-3	0-0	0-0	0-1-1	0	1	0	0	0	0
MARQUETTE	20	2-6	1-3	2-2	0-2-2	2	2	2	1	1	7
at Southern Miss	11	0-1	0-0	1-2	1-1-2	1	0	1	0	0	1
at Oregon	7	1-2	1-1	0-0	0-0-0	3	1	0	0	0	3
at Washington	5	2-4	0-0	0-0	1-0-1	1	0	0	0	0	4
LOUISIANA	22	7-9	5-6	2-2	1-1-2	2	3	1	1	2	21
at Arkansas	14	3-6	1-1	0-0	0-2-2	2	0	1	1	0	7
KENTUCKY											
GEORGIA											
at Auburn											
SO. CAROLINA											
at Florida											
OLE MISS											
at LSU											
at Alabama											
TENNESSEE											
MISSOURI											
at Texas A&M											
at Ole Miss											
VANDERBILT											
LSU											
at So. Carolina											

* — Indicates Game Started

AWARDS & HONORS

- SEC First Year Honor Roll (2018)

BULLDOG BITES...

- Shooting 84.4% from the free throw line this year (27-of-32).
- Had her first double-digit scoring game with 10 points against Coppin State.
- Tallied a career-high 14 points against Jackson State, including going a personal-best 7-of-8 at the free-throw line.
- Returned to her hometown of Little Rock and scored 13 points on 5-of-6 shooting.
- Scored a career-high 21 points to lead all scorers against Louisiana while making a career-best 5 three-pointers.

BRE'AMBER SCOTT'S CAREER STATISTICS

ALL GAMES

Year	GP	GS	Min	Avg	Total			3-Point			F-Throw			Rebounds				PF	FO	Ast	TO	Blk	Stl	Pts	Avg
					FG	FGA	Pct	FG	FGA	Pct	FT	FTA	Pct	Off	Def	Tot	Avg								
2017-18	23	0	123	5.3	11	34	.324	0	10	.000	17	25	.680	9	10	19	0.8	14	0	8	15	1	11	39	1.7
2018-19	14	0	175	12.5	31	58	.534	9	17	.529	27	32	.844	10	14	24	1.7	23	0	18	8	3	7	98	7.0
TOTAL	37	0	298	8.1	42	92	.457	9	27	.333	44	57	.772	19	24	43	1.2	37	0	26	23	4	18	137	3.7

SEC GAMES

Year	GP	GS	Min	Avg	Total			3-Point			F-Throw			Rebounds				PF	FO	Ast	TO	Blk	Stl	Pts	Avg
					FG	FGA	Pct	FG	FGA	Pct	FT	FTA	Pct	Off	Def	Tot	Avg								
2017-18	23	0	123	5.3	11	34	.324	0	10	.000	17	25	.680	9	10	19	0.8	14	0	8	15	1	11	39	1.7
2018-19	1	0	14	14.0	3	6	.500	1	1	1.000	0	0	.000	0	2	2	2.0	2	0	0	1	1	0	7	7.0
TOTAL	9	0	42	4.7	8	13	.615	1	3	.333	3	3	1.000	4	4	8	0.9	6	0	3	5	1	4	20	2.2



2017 & 2018 NCAA NATIONAL FINALISTS



2018 SEC CHAMPIONS



20

NYAH TATE
Guard | 6-0 | Sophomore
Terry, Miss. | Terry HS

SEASON HIGHS

Points	5, vs. Jackson State (11-24-18)
Rebounds	2, vs. Jackson State (11-24-18)
FG Made	2, vs. Jackson State (11-24-18)
FG Attempts	3, 2x, last vs. Louisiana (12-30-18)
3PT FG Made	1, vs. Jackson State (11-24-18)
3PT FG Attempts	2, vs. Jackson State (11-24-18)
FT Made	—
FT Attempts	—
Assists	1, 2x, last at Washington (12-20-18)
Blocks	—
Steals	—

CAREER HIGHS

Points	5, 3x, last vs. Jackson State (11-24-18)
Rebounds	2, 3x, last vs. Jackson State (11-24-18)
FG Made	2, 4x, last vs. Jackson State (11-24-18)
FG Attempts	5, vs. Nicholls (3-17-18)
3PT FG Made	1, 5x, last vs. vs. Jackson State (11-24-18)
3PT FG Attempts	2, 2x, last vs. Jackson State (11-24-18)
FT Made	2, vs. Georgia State (11-16-17)
FT Attempts	4, vs. Georgia State (11-16-17)
Assists	1, 2x, last at Washington (12-20-18)
Blocks	—
Steals	1, at Vanderbilt (2-15-18)

TATE'S 2018-19 GAME-BY-GAME (* — INDICATES GAME STARTED)

Opponent	Min.	FG-A	3PT-A	FT-A	O-D-T	PF	Asst.	TO	Blk.	Stl.	Pts.
SE MISSOURI	DNP										
at Virginia	DNP										
LAMAR	DNP										
COPPIN ST.	DNP										
FURMAN	DNP										
JACKSON ST	8	2-3	1-2	0-0	0-2-2	1	0	0	0	0	5
at Little Rock	DNP										
at Texas	DNP										
MARQUETTE	DNP										
at Southern Miss	4	0-0	0-0	0-0	0-0-0	0	1	0	0	0	0
at Oregon	DNP										
at Washington	3	1-1	0-0	0-0	0-1-1	0	1	0	0	0	2
LOUISIANA	2	0-3	0-0	0-0	1-0-1	1	0	0	0	0	0
at Arkansas	2	0-0	0-0	0-0	0-0-0	0	0	0	0	0	0
KENTUCKY											
GEORGIA											
at Auburn											
SO. CAROLINA											
at Florida											
OLE MISS											
at LSU											
at Alabama											
TENNESSEE											
MISSOURI											
at Texas A&M											
at Ole Miss											
VANDERBILT											
LSU											
at So. Carolina											

* — Indicates Game Started

AWARDS & HONORS

- SEC First Year Honor Roll (2018)

BULLDOG BITES...

- Saw her first action of the season against Jackson State, tying her career high with 5 points.
- Played four minutes at Southern Miss, recording one assist.

NYAH TATE'S CAREER STATISTICS

ALL GAMES

Year					Total			3-Point			F-Throw			Rebounds													
	GP	GS	Min	Avg	FG	FGA	Pct	FG	FGA	Pct	FT	FTA	Pct	Off	Def	Tot	Avg	PF	FO	Ast	TO	Blk	Stl	Pts	Avg		
2017-18	21	0	71	3.4	13	29	.448	4	9	.444	2	4	.500	1	7	8	0.4	2	0	0	6	0	1	32	1.5		
2018-19	5	0	19	3.8	3	7	.429	1	2	.500	0	0	.000	1	4	5	1.0	2	0	2	0	0	7	1.4			
TOTAL	26	0	90	3.5	16	36	.444	5	11	.455	2	4	.500	2	11	13	0.5	4	0	2	6	0	1	39	1.5		

SEC GAMES

Year	GP	GS	Min	Avg	Total			3-Point			F-Throw			Rebounds				PF	FO	Ast	TO	Blk	Stl	Pts	Avg
					FG	FGA	Pct	FG	FGA	Pct	FT	FTA	Pct	Off	Def	Tot	Avg								
2017-18	7	0	13	1.9	4	7	.571	1	3	.333	0	0	.000	0	1	1	0.1	1	0	0	0	0	1	9	1.3
2018-19	1	0	2	2.0	0	0	.000	0	0	.000	0	0	.000	0	1	1	1.0	0	0	0	0	0	0	0	0.0
TOTAL	8	0	15	1.9	4	7	.571	1	3	.333	0	0	.000	0	2	2	0.3	1	0	0	0	0	1	9	1.1



1

MYAH TAYLOR

Guard | 5-7 | Redshirt Freshman

Olive Branch, Miss. | Olive Branch HS

SEASON HIGHS

Points 10, vs. Furman (11-21-18)
 Rebounds 4, vs. Coppin State (11-18-18)
 FG Made 4, vs. Furman (11-21-18)
 FG Attempts 9, vs. Jackson State (11-24-18)
 3PT FG Made 2, vs. Furman (11-21-18)
 3PT FG Attempts 4, vs. Jackson State (11-24-18)
 FT Made 3, 2x, last at Washington (12-20-18)
 FT Attempts 4, 3x, last at Washington (12-20-18)
 Assists 7, vs. Louisiana (12-30-18)
 Blocks —
 Steals 3, 2x, last at Southern Miss (12-14-18)

CAREER HIGHS

Points 10, vs. Furman (11-21-18)
 Rebounds 4, vs. Coppin State (11-18-18)
 FG Made 4, vs. Furman (11-21-18)
 FG Attempts 9, vs. Jackson State (11-24-18)
 3PT FG Made 2, vs. Furman (11-21-18)
 3PT FG Attempts 4, vs. Jackson State (11-24-18)
 FT Made 3, 2x, last at Washington (12-20-18)
 FT Attempts 4, 3x, last at Washington (12-20-18)
 Assists 7, vs. Louisiana (12-30-18)
 Blocks —
 Steals 3, 2x, last at Southern Miss (12-14-18)

TAYLOR'S 2018-19 GAME-BY-GAME (* — INDICATES GAME STARTED)

Opponent	Min.	FG-A	3PT-A	FT-A	O-D-T	PF	Ast.	TO	Blk.	Stl.	Pts.
SE MISSOURI	19	2-4	1-2	2-2	0-0-0	4	6	2	0	0	7
at Virginia	11	1-3	1-2	1-2	0-2-2	1	0	2	0	0	4
LAMAR	14	2-5	0-2	3-4	1-0-1	1	2	6	0	1	7
COPPIN ST.	22	2-8	0-3	0-1	0-4-4	4	5	2	0	0	4
FURMAN	18	4-4	2-2	0-0	0-1-1	0	6	3	0	3	10
JACKSON ST.	27	2-9	0-4	2-4	2-1-3	2	6	2	0	0	6
at Little Rock	15	2-3	1-1	1-2	1-1-2	1	2	1	0	2	6
at Texas	3	0-0	0-0	0-0	0-0-0	0	0	0	0	0	0
MARQUETTE	4	0-1	0-0	0-0	0-0-0	0	0	1	0	0	0
at Southern Miss	18	3-3	1-1	0-1	0-1-1	3	2	1	0	3	7
at Oregon	2	0-0	0-0	0-0	0-0-0	0	0	0	0	0	0
at Washington	18	0-1	0-0	3-4	0-0-0	2	3	4	0	0	3
LOUISIANA	25	3-7	1-3	2-2	0-3-3	1	7	3	0	2	9
at Arkansas	10	0-2	0-2	2-2	0-0-0	2	1	0	0	0	2
KENTUCKY											
GEORGIA											
at Auburn											
SO. CAROLINA											
at Florida											
OLE MISS											
at LSU											
at Alabama											
TENNESSEE											
MISSOURI											
at Texas A&M											
at Ole Miss											
VANDERBILT											
LSU											
at So. Carolina											

* — Indicates Game Started

AWARDS & HONORS

- SEC First Year Honor Roll (2018)

BULLDOG BITES...

- Made her Bulldog debut against SE Missouri, scoring 7 points to go with 6 assists.
- Matched her season high with 7 points against Lamar.
- Had season highs with 10 points, 6 assists and 3 steals vs. Furman.
- Was perfect from the field at Southern Miss, scoring 7 points to go along with two assists and three steals.
- Totaled 9 points and 7 assists against Louisiana.

MYAH TAYLOR'S CAREER STATISTICS

ALL GAMES

Year	GP	GS	Min	Avg	Total			3-Point			F-Throw			Rebounds				PF	FO	Ast	TO	Blk	Stl	Pts	Avg
					FG	FGA	Pct	FG	FGA	Pct	FT	FTA	Pct	Off	Def	Tot	Avg								
2017-18											— REDSHIRTED —														
2018-19	14	0	206	14.7	21	50	.420	7	22	.318	16	24	.667	4	13	17	1.2	21	0	40	27	0	11	65	4.6
TOTAL	14	0	206	14.7	21	50	.420	7	22	.318	16	24	.667	4	13	17	1.2	21	0	40	27	0	11	65	4.6

SEC GAMES

Year	GP	GS	Min	Avg	Total			3-Point			F-Throw			Rebounds				PF	FO	Ast	TO	Blk	Stl	Pts	Avg
					FG	FGA	Pct	FG	FGA	Pct	FT	FTA	Pct	Off	Def	Tot	Avg								
2017-18												— REDSHIRTED —													
2018-19	1	0	10	10.0	0	2	.000	0	2	.000	2	2	1.000	0	0	0	0.0	2	0	1	0	0	0	2	2.0
TOTAL	1	0	10	10.0	0	2	.000	0	2	.000	2	2	1.000	0	0	0	0.0	2	0	1	0	0	0	2	2.0



2017 & 2018 NCAA NATIONAL FINALISTS



2018 SEC CHAMPIONS



13

PROMISE TAYLOR

Center | 6-5 | Sophomore

Issaquah, Wash. | Sammamish HS/Ole Miss

SEASON HIGHS

Points	—
Rebounds	—
FG Made	—
FG Attempts	—
3PT FG Made	—
3PT FG Attempts	—
FT Made	—
FT Attempts	—
Assists	—
Blocks	—
Steals	—

CAREER HIGHS

Points	19*, vs. Kennesaw State (11-13-17)
Rebounds	13*, 2x, last vs. Mississippi State (1-28-18)
FG Made	9*, vs. Kennesaw State (11-13-17)
FG Attempts	11*, 2x, last at Temple (11-25-17)
3PT FG Made	—
3PT FG Attempts	—
FT Made	4*, 2x, last at Texas A&M (2-8-18)
FT Attempts	8*, at Texas A&M (2-8-18)
Assists	3*, vs. Florida (1-7-18)
Blocks	10*, at Texas A&M (2-8-18)
Steals	3*, 2x, last at Auburn (2-25-18)

*Includes games at Ole Miss

TAYLOR'S 2018-19 GAME-BY-GAME (* — INDICATES GAME STARTED)

Opponent	Min.	FG-A	3PT-A	FT-A	O-D-T	PF	Ast.	TO	Blk.	Stl.	Pts.
SE MISSOURI	DNP										
at Virginia	DNP										
LAMAR	DNP										
COPPIN ST.	DNP										
FURMAN	DNP										
JACKSON ST.	DNP										
at Little Rock	DNP										
at Texas	DNP										
MARQUETTE	DNP										
at Southern Miss	DNP										
at Oregon	DNP										
at Washington	DNP										
LOUISIANA	DNP										
at Arkansas	DNP										
KENTUCKY											
GEORGIA											
at Auburn											
SO. CAROLINA											
at Florida											
OLE MISS											
at LSU											
at Alabama											
TENNESSEE											
MISSOURI											
at Texas A&M											
at Ole Miss											
VANDERBILT											
LSU											
at So. Carolina											

* — Indicates Game Started

AWARDS & HONORS

- 2018 SEC All-Freshman Team

BULLDOG BITES...

PROMISE TAYLOR'S CAREER STATISTICS

ALL GAMES (MSU & OLE MISS)

Year	GP	GS	Min	Avg	Total			3-Point			F-Throw			Rebounds				PF	FO	Ast	TO	Blk	Stl	Pts	Avg
					FG	FGA	Pct	FG	FGA	Pct	FT	FTA	Pct	Off	Def	Tot	Avg								
2017-18*	31	13	717	23.1	111	183	.607	0	0	.000	35	73	.479	67	119	186	6.0	75	3	12	51	82	12	257	8.3
ALL*	31	13	717	23.1	111	183	.607	0	0	.000	35	73	.479	67	119	186	6.0	75	3	12	51	82	12	257	8.3

* Statistics from Ole Miss

SEC GAMES (MSU ONLY)

Year	GP	GS	Min	Avg	Total			3-Point			F-Throw			Rebounds				PF	FO	Ast	TO	Blk	Stl	Pts	Avg
					FG	FGA	Pct	FG	FGA	Pct	FT	FTA	Pct	Off	Def	Tot	Avg								



2017 & 2018 NCAA NATIONAL FINALISTS



2018 SEC CHAMPIONS



11

XARIA WIGGINS

Guard/Forward | 6-1 | Freshman

Virginia Beach, Va. | Princess Anne HS

SEASON HIGHS

Points 10, vs. Louisiana (12-30-18)
 Rebounds 6, vs. Louisiana (12-30-18)
 FG Made 3, 2x, last vs. Jackson State (11-24-18)
 FG Attempts 8, 2x, last vs. Jackson State (11-24-18)
 3PT FG Made 2, vs. Jackson State (11-24-18)
 3PT FG Attempts 5, vs. Virginia (11-9-18)
 FT Made 7, vs. Louisiana (12-30-18)
 FT Attempts 10, vs. Louisiana (12-30-18)
 Assists 4, vs. Furman (11-21-18)
 Blocks 2, vs. Louisiana (12-30-18)
 Steals 3, vs. SE Missouri (11-6-18)

CAREER HIGHS

Points 10, vs. Louisiana (12-30-18)
 Rebounds 6, vs. Louisiana (12-30-18)
 FG Made 3, 2x, last vs. Jackson State (11-24-18)
 FG Attempts 8, 2x, last vs. Jackson State (11-24-18)
 3PT FG Made 2, vs. Jackson State (11-24-18)
 3PT FG Attempts 5, vs. Virginia (11-9-18)
 FT Made 7, vs. Louisiana (12-30-18)
 FT Attempts 10, vs. Louisiana (12-30-18)
 Assists 4, vs. Furman (11-21-18)
 Blocks 2, vs. Louisiana (12-30-18)
 Steals 3, vs. SE Missouri (11-6-18)
 SEC HIGHS

WIGGINS' 2018-19 GAME-BY-GAME (* — INDICATES GAME STARTED)

Opponent	Min.	FG-A	3PT-A	FT-A	O-D-T	PF	Ast.	TO	Blk.	Stl.	Pts.
SE MISSOURI	21	1-5	1-4	1-2	1-0-1	2	0	0	0	3	4
at Virginia	9	1-7	0-5	0-0	0-0-0	0	1	0	0	1	2
LAMAR	17	3-8	1-3	1-1	1-2-3	0	0	0	1	2	8
COPPIN ST.	12	1-5	1-3	0-0	1-1-2	3	3	2	0	1	3
FURMAN	13	1-3	0-2	0-0	0-1-1	1	4	2	1	1	2
JACKSON ST.	17	3-8	2-4	1-2	1-3-4	2	0	0	0	1	9
at Little Rock	2	0-1	0-0	0-0	0-0-0	0	0	0	0	0	0
at Texas	1	0-0	0-0	0-0	0-0-0	0	0	0	0	0	0
MARQUETTE	DNP										
at Southern Miss	14	2-5	0-1	1-2	0-0-0	0	1	0	1	1	5
at Oregon	1	0-0	0-0	0-2	0-0-0	0	0	0	0	0	0
at Washington	10	1-4	1-2	0-0	1-2-3	1	1	0	0	1	3
LOUISIANA	15	1-5	1-2	7-10	2-4-6	3	2	0	2	0	10
at Arkansas	8	1-4	0-0	0-0	0-1-1	0	1	0	1	0	2
KENTUCKY											
GEORGIA											
at Auburn											
SO. CAROLINA											
at Florida											
OLE MISS											
at LSU											
at Alabama											
TENNESSEE											
MISSOURI											
at Texas A&M											
at Ole Miss											
VANDERBILT											
LSU											
at So. Carolina											

* — Indicates Game Started

AWARDS & HONORS

BULLDOG BITES...

- Contributed 3 steals and 4 points in her MSU debut against SE Missouri.
- Tallied a season-high 9 points and 4 rebounds against Jackson State.
- Set season highs in points (10), rebounds (6), free throws made (7), free throws attempted (10) and blocks (2) against Louisiana.

XARIA WIGGINS' CAREER STATISTICS

ALL GAMES

Year	GP	GS	Min	Avg	Total			3-Point			F-Throw			Rebounds				PF	FO	Ast	TO	Blk	Stl	Pts	Avg
					FG	FGA	Pct	FG	FGA	Pct	FT	FTA	Pct	Off	Def	Tot	Avg								
2018-19	13	0	140	10.8	15	55	.273	7	26	.269	11	19	.579	7	14	21	1.6	12	0	13	4	6	11	48	3.7
TOTAL	13	0	140	10.8	15	55	.273	7	26	.269	11	19	.579	7	14	21	1.6	12	0	13	4	6	11	48	3.7

SEC GAMES

Year	GP	GS	Min	Avg	Total			3-Point			F-Throw			Rebounds				PF	FO	Ast	TO	Blk	Stl	Pts	Avg
					FG	FGA	Pct	FG	FGA	Pct	FT	FTA	Pct	Off	Def	Tot	Avg								
2018-19	1	0	8	8.0	1	4	.250	0	0	.000	0	0	.000	0	1	1	1.0	0	0	1	0	1	0	2	2.0
TOTAL	1	0	8	8.0	1	4	.250	0	0	.000	0	0	.000	0	1	1	1.0	0	0	1	0	1	0	2	2.0



2017 & 2018 NCAA NATIONAL FINALISTS



2017 & 2018 SEC CHAMPIONS



MISSISSIPPI STATE BASKETBALL
Mississippi State Combined Team Statistics (as of Jan 03, 2019)
All games



RECORD:	OVERALL	HOME	AWAY	NEUTRAL
ALL GAMES	13-1	7-0	6-1	0-0
CONFERENCE	1-0	0-0	1-0	0-0
NON-CONFERENCE	12-1	7-0	5-1	0-0

#	Player	gp-gs	min	avg	Total		3-Point		F-Throw		Rebounds				pf	dq	a	to	blk	stl	pts	avg
					fg-fga	fg%	3fg-fga	3fg%	ft-fa	ft%	off	def	tot	avg								
15	Teaira McCowan	14-14	354	25.3	96-137	.701	0-0	.000	41-54	.759	77	108	185	13.2	32	0	11	21	40	10	233	16.6
05	Anriel Howard	14-14	344	24.6	84-153	.549	9-26	.346	40-57	.702	52	59	111	7.9	33	1	23	27	8	18	217	15.5
24	Jordan Danberry	14-14	344	24.6	78-147	.531	0-1	.000	27-42	.643	26	25	51	3.6	26	1	49	25	5	26	183	13.1
55	Chloe Bibby	14-14	387	27.6	62-126	.492	28-61	.459	10-12	.833	20	41	61	4.4	15	0	23	19	8	10	162	11.6
10	Jazzmun Holmes	14-14	360	25.7	36-75	.480	2-5	.400	38-45	.844	2	24	26	1.9	22	0	74	15	3	27	112	8.0
02	Andra Espinoza-Hunte	13-0	205	15.8	35-91	.385	18-52	.346	4-4	1.000	5	12	17	1.3	7	0	10	11	2	3	92	7.1
23	Bre'Amber Scott	14-0	175	12.5	31-58	.534	9-17	.529	27-32	.844	10	14	24	1.7	23	0	18	8	3	7	98	7.0
04	Jessika Carter	14-0	196	14.0	31-58	.534	0-0	.000	12-25	.480	24	40	64	4.6	23	0	2	12	23	3	74	5.3
01	Myah Taylor	14-0	206	14.7	21-50	.420	7-22	.318	16-24	.667	4	13	17	1.2	21	0	40	27	0	11	65	4.6
11	Xaria Wiggins	13-0	140	10.8	15-55	.273	7-26	.269	11-19	.579	7	14	21	1.6	12	0	13	4	6	11	48	3.7
20	Nyah Tate	5-0	19	3.8	3-7	.429	1-2	.500	0-0	.000	1	4	5	1.0	2	0	2	0	0	0	7	1.4
25	Zion Campbell	11-0	70	6.4	1-2	.500	0-0	.000	4-6	.667	4	11	15	1.4	4	0	2	6	2	2	6	0.5
Team											29	27	56					3				
Total.....		14	2800		493-959	.514	81-212	.382	230-320	.719	261	392	653	46.6	220	2	267	178	100	128	1297	92.6
Opponents.....		14	2800		275-799	.344	60-199	.302	136-201	.677	161	245	406	29.0	285	-	126	292	52	71	746	53.3

TEAM STATISTICS	MS	OPP	Date	Opponent	Score	Att.
SCORING	1297	746	11/06/18	SE MISSOURI	w 88-53	6373
Points per game	92.6	53.3	11/09/18	at Virginia	w 72-44	4453
Scoring margin	+39.4	-	11/15/18	LAMAR	w 104-53	7107
FIELD GOALS-ATT	493-959	275-799	11/18/18	COPPIN STATE	w 110-38	7320
Field goal pct	.514	.344	11/21/18	FURMAN	w 106-41	6970
3 POINT FG-ATT	81-212	60-199	11/24/18	JACKSON STATE	w 105-38	6953
3-point FG pct	.382	.302	11/28/18	at Little Rock	w 98-63	2261
3-pt FG made per game	5.8	4.3	12/02/18	at Texas	w 67-49	4579
FREE THROWS-ATT	230-320	136-201	12/06/18	MARQUETTE	w 87-82	7273
Free throw pct	.719	.677	12/14/18	at Southern Miss	w 86-42	4448
F-Throws made per game	16.4	9.7	12/18/18	at Oregon	L 74-82	8951
REBOUNDS	653	406	12/20/18	at Washington	w 103-56	1669
Rebounds per game	46.6	29.0	12/30/18	LOUISIANA	w 104-36	10242
Rebounding margin	+17.6	-	* 01/03/19	at Arkansas	w 93-69	2263
ASSISTS	267	126				
Assists per game	19.1	9.0				
TURNOVERS	178	292				
Turnovers per game	12.7	20.9				
Turnover margin	+8.1	-				
Assist/turnover ratio	1.5	0.4				
STEALS	128	71				
Steals per game	9.1	5.1				
BLOCKS	100	52				
Blocks per game	7.1	3.7				
ATTENDANCE	52238	28624				
Home games-Avg/Game	7-7463	7-4089				
Neutral site-Avg/Game	-	0-0				

* - Conference game

Score by Periods	1st	2nd	3rd	4th	Totals
Mississippi State	342	328	342	285	1297
Opponents	175	177	188	206	746



MISSISSIPPI STATE BASKETBALL
Mississippi State Combined Team Statistics (as of Jan 03, 2019)
Conference games only

RECORD:	OVERALL	HOME	AWAY	NEUTRAL
ALL GAMES	1-0	0-0	1-0	0-0
CONFERENCE	1-0	0-0	1-0	0-0
NON-CONFERENCE	0-0	0-0	0-0	0-0

#	Player	gp-gs	min	avg	Total		3-Point		F-Throw		Rebounds								a	to	blk	stl	pts	avg
					fg-fga	fg%	3fg-fga	3fg%	ft-fa	ft%	off	def	tot	avg	pf	dq								
24	Jordan Danberry	1-1	32	32.0	11-21	.524	0-0	.000	4-8	.500	5	4	9	9.0	2	0	4	3	1	2	26	26.0		
15	Teaira McCowan	1-1	25	25.0	7-11	.636	0-0	.000	2-2	1.000	8	14	22	22.0	3	0	1	3	3	0	16	16.0		
10	Jazzmun Holmes	1-1	30	30.0	4-6	.667	0-0	.000	6-8	.750	0	4	4	4.0	0	0	5	1	0	3	14	14.0		
55	Chloe Bibby	1-1	29	29.0	4-8	.500	1-3	.333	2-2	1.000	3	1	4	4.0	1	0	2	3	0	0	11	11.0		
05	Anriel Howard	1-1	21	21.0	4-8	.500	0-0	.000	0-0	.000	3	3	6	6.0	4	0	2	2	0	1	8	8.0		
23	Bre'Amber Scott	1-0	14	14.0	3-6	.500	1-1	1.000	0-0	.000	0	2	2	2.0	2	0	0	1	1	0	7	7.0		
02	Andra Espinoza-Hunte	1-0	12	12.0	2-7	.286	1-3	.333	0-0	.000	0	0	0	0.0	0	0	0	0	0	0	5	5.0		
11	Xaria Wiggins	1-0	8	8.0	1-4	.250	0-0	.000	0-0	.000	0	1	1	1.0	0	0	1	0	1	0	2	2.0		
04	Jessika Carter	1-0	13	13.0	1-2	.500	0-0	.000	0-0	.000	0	2	2	2.0	1	0	0	0	0	0	2	2.0		
01	Myah Taylor	1-0	10	10.0	0-2	.000	0-2	.000	2-2	1.000	0	0	0	0.0	2	0	1	0	0	0	2	2.0		
20	Nyah Tate	1-0	2	2.0	0-0	.000	0-0	.000	0-0	.000	0	1	1	1.0	0	0	0	0	0	0	0	0.0		
25	Zion Campbell	1-0	4	4.0	0-0	.000	0-0	.000	0-0	.000	0	0	0	0.0	0	0	0	0	0	0	0	0.0		
	Team										3	3	6											
	Total.....	1	200		37-75	.493	3-9	.333	16-22	.727	22	35	57	57.0	15	0	16	13	6	6	93	93.0		
	Opponents.....	1	200		27-72	.375	3-17	.176	12-15	.800	13	18	31	31.0	13	-	10	10	8	8	69	69.0		

TEAM STATISTICS	MS	OPP	Date	Opponent	Score	Att.
SCORING	93	69	* 01/03/19	at Arkansas	w 93-69	2263
Points per game	93.0	69.0	* - Conference game			
Scoring margin	+24.0	-				
FIELD GOALS-ATT	37-75	27-72				
Field goal pct	.493	.375				
3 POINT FG-ATT	3-9	3-17				
3-point FG pct	.333	.176				
3-pt FG made per game	3.0	3.0				
FREE THROWS-ATT	16-22	12-15				
Free throw pct	.727	.800				
F-Throws made per game	16.0	12.0				
REBOUNDS	57	31				
Rebounds per game	57.0	31.0				
Rebounding margin	+26.0	-				
ASSISTS	16	10				
Assists per game	16.0	10.0				
TURNOVERS	13	10				
Turnovers per game	13.0	10.0				
Turnover margin	-3.0	-				
Assist/turnover ratio	1.2	1.0				
STEALS	6	8				
Steals per game	6.0	8.0				
BLOCKS	6	8				
Blocks per game	6.0	8.0				
ATTENDANCE	0	2263				
Home games-Avg/Game	0-0	1-2263				
Neutral site-Avg/Game	-	0-0				

Score by Periods	1st	2nd	3rd	4th	Totals
Mississippi State	28	22	23	20	93
Opponents	17	16	8	28	69



MISSISSIPPI STATE BASKETBALL
Mississippi State Game-by-Game (as of Jan 03, 2019)
All games

TEAM STATISTICS

Opponent	Date	Score	Total		3-Pointers		Free throws		Rebounds											
			fg-fga	pct	3fg-fga	pct	ft-fta	pct	off	def	tot	avg	pf	a	t/o	blk	stl	pts	avg	
SE MISSOURI	11-06-18	88-53	W	29-64	.453	5-14	.357	25-38	.658	26	28	54	54.0	20	18	15	11	8	88	88.0
at Virginia	11/09/18	72-44	W	29-66	.439	7-23	.304	7-10	.700	14	27	41	47.5	18	14	12	8	12	72	80.0
LAMAR	11/15/18	104-53	W	37-75	.493	6-19	.316	24-31	.774	19	45	64	53.0	16	22	20	12	9	104	88.0
COPPIN STATE	11/18/18	110-38	W	45-71	.634	7-16	.438	13-22	.591	14	34	48	51.8	19	29	15	11	13	110	93.5
FURMAN	11/21/18	106-41	W	42-67	.627	12-20	.600	10-19	.526	18	27	45	50.4	6	28	11	8	11	106	96.0
JACKSON STATE	11/24/18	105-38	W	37-73	.507	8-23	.348	23-31	.742	19	29	48	50.0	17	21	7	9	12	105	97.5
at Little Rock	11/28/18	98-63	W	39-68	.574	5-11	.455	15-21	.714	22	28	50	50.0	19	21	14	2	3	98	97.6
at Texas	12/02/18	67-49	W	29-65	.446	3-9	.333	6-8	.750	17	18	35	48.1	15	8	10	3	7	67	93.8
MARQUETTE	12/06/18	87-82	W	33-67	.493	4-11	.364	17-20	.850	17	23	40	47.2	15	21	14	8	5	87	93.0
at Southern Miss	12/14/18	86-42	W	31-69	.449	3-13	.231	21-30	.700	23	20	43	46.8	10	13	8	4	13	86	92.3
at Oregon	12/18/18	74-82	L	27-54	.500	4-13	.308	16-22	.727	11	15	26	44.9	19	14	12	4	4	74	90.6
at Washington	12/20/18	103-56	W	41-72	.569	6-11	.545	15-18	.833	16	29	45	44.9	15	19	14	2	13	103	91.7
LOUISIANA	12/30/18	104-36	W	37-73	.507	8-20	.400	22-28	.786	23	35	58	45.9	16	23	14	12	12	104	92.6
at Arkansas	01/03/19	93-69	W	37-75	.493	3-9	.333	16-22	.727	22	35	57	46.7	15	16	13	6	6	93	92.6
Mississippi State		1297		493-959	.514	81-212	.382	230-320	.719	261	393	654	46.7	220	267	179	100	128	1297	92.6
Opponents		746		275-800	.344	60-199	.302	136-201	.677	161	245	406	29.0	285	126	292	52	71	746	53.3

Games played: 14
Points/game: 92.6
FG Pct: 51.4
3FG Pct: 38.2
FT Pct: 71.9

Rebounds/game: 46.7
Assists/game: 19.1
Turnovers/game: 12.8
Assist/turnover ratio: 1.5
Steals/game: 9.1
Blocks/game: 7.1



MISSISSIPPI STATE BASKETBALL
Mississippi State Points-Rebounds-Assists (as of Jan 03, 2019)
All games

Opponent	Date	Score		01	02	04	05	10	11	15
				TAYLOR,MYA	ESPINOZA-H	CARTER,JES	HOWARD,ANR	HOLMES,JAZ	WIGGINS,XA	MCCOWAN,TE
SE MISSOURI	11-06-18	88-53	w	7-0-6	DNP	5-4-0	9-7-1	11-2-5	4-1-0	24-17-0
at Virginia	11/09/18	72-44	w	4-2-0	13-1-1	0-3-0	8-9-1	8-0-4	2-0-1	12-12-2
LAMAR	11/15/18	104-53	w	7-1-2	7-2-0	10-8-0	24-13-3	9-5-9	8-3-0	11-16-0
COPPIN STATE	11/18/18	110-38	w	4-4-5	16-3-3	16-8-0	15-8-3	2-1-2	3-2-3	23-6-1
FURMAN	11/21/18	106-41	w	10-1-6	14-2-0	5-9-1	12-6-1	3-4-6	2-1-4	24-10-0
JACKSON STATE	11/24/18	105-38	w	6-3-6	13-0-1	7-8-0	11-7-1	0-0-4	9-4-0	19-6-0
at Little Rock	11/28/18	98-63	w	6-2-2	4-4-2	6-2-0	16-9-6	5-3-4	0-0-0	23-15-1
at Texas	12/02/18	67-49	w	0-0-0	0-0-0	2-2-0	7-8-2	17-2-2	0-0-0	13-12-1
MARQUETTE	12/06/18	87-82	w	0-0-0	0-1-0	0-0-0	29-12-2	8-0-13	DNP	24-18-1
at Southern Miss	12/14/18	86-42	w	7-1-2	2-1-1	6-4-0	16-7-0	13-0-6	5-0-1	13-16-0
at Oregon	12/18/18	74-82	L	0-0-0	0-0-0	1-1-0	30-6-1	12-1-7	0-0-0	5-11-2
at Washington	12/20/18	103-56	w	3-0-3	11-0-1	8-4-0	16-7-0	8-4-3	3-3-1	13-13-2
LOUISIANA	12/30/18	104-36	w	9-3-7	7-3-1	6-10-1	16-6-0	2-0-4	10-6-2	13-11-0
at Arkansas	01/03/19	93-69	w	2-0-1	5-0-0	2-2-0	8-6-2	14-4-5	2-1-1	16-22-1

Opponent	Date	Score		20	23	24	25	55
				TATE,NYAH	SCOTT,BRE'	DANBERRY,J	CAMPBELL,Z	BIBBY,CHLO
SE MISSOURI	11-06-18	88-53	w	DNP	6-5-2	10-5-3	1-2-0	11-6-1
at Virginia	11/09/18	72-44	w	DNP	3-1-0	8-3-3	1-1-0	13-6-2
LAMAR	11/15/18	104-53	w	DNP	2-3-3	15-4-3	0-0-0	11-6-2
COPPIN STATE	11/18/18	110-38	w	DNP	10-1-3	10-3-7	0-3-0	11-3-2
FURMAN	11/21/18	106-41	w	DNP	5-1-1	8-0-6	2-3-0	21-5-3
JACKSON STATE	11/24/18	105-38	w	5-2-0	14-3-2	16-1-3	0-2-1	5-7-3
at Little Rock	11/28/18	98-63	w	DNP	13-0-0	10-3-3	0-1-1	15-8-2
at Texas	12/02/18	67-49	w	DNP	2-1-1	12-3-2	0-0-0	14-2-0
MARQUETTE	12/06/18	87-82	w	DNP	7-2-2	13-4-2	DNP	6-2-1
at Southern Miss	12/14/18	86-42	w	0-0-1	1-2-0	12-8-2	DNP	11-1-0
at Oregon	12/18/18	74-82	L	DNP	3-0-1	11-5-3	DNP	12-0-0
at Washington	12/20/18	103-56	w	2-1-1	4-1-0	20-2-4	0-0-0	15-5-4
LOUISIANA	12/30/18	104-36	w	0-1-0	21-2-3	12-1-4	2-3-0	6-6-1
at Arkansas	01/03/19	93-69	w	0-1-0	7-2-0	26-9-4	0-0-0	11-4-2

GAME 1

SOUTHEAST MISSOURI ST. 53
MISSISSIPPI ST. 88
6/6

NOVEMBER 6, 2018 • STARKVILLE, MISS.

SE Missouri 53 • 0-1

#	Player		Total		3-Ptr		Rebounds			PF	TP	A TO Blk Stl				Min
			FG-FGA	FG-FGA	FT-FTA	Off	Def	Tot	A			TO	Blk	Stl		
01	Kennedi Allen	f	0-2	0-0	0-0	1	0	1	5	0	0	0	0	0	10	
23	Jocelyn Taylor	f	0-2	0-0	0-0	0	0	0	4	0	0	0	0	0	13	
03	Adrianna Murphy	g	2-6	0-1	0-0	0	2	2	3	4	3	4	0	0	30	
10	Taelour Pruitt	g	6-12	1-1	2-4	1	3	4	2	15	2	3	0	0	29	
24	Tesia Thompson	g	5-15	0-2	9-12	1	2	3	3	19	0	3	1	2	29	
02	Carrie Shephard		3-5	3-4	0-0	0	0	0	2	9	0	3	0	1	17	
04	Dolapo Balogun		0-0	0-0	0-0	0	0	0	0	0	0	0	0	0	6	
05	Tionne Colyer		0-0	0-0	0-0	0	0	0	0	0	0	0	0	0	2	
13	Jessie Harshberger		0-1	0-0	0-0	0	0	0	1	0	0	3	0	1	16	
21	Iyanna Mccurdy		0-2	0-0	0-0	2	0	2	1	0	0	1	0	0	11	
25	Sarah Balfour		1-2	0-1	0-0	0	0	0	0	2	0	1	0	0	2	
30	Brittney Cupp		0-0	0-0	0-0	0	0	0	0	0	0	0	0	0	2	
32	Losmie Lutaya		0-1	0-0	0-0	1	1	2	3	0	0	1	0	0	8	
40	Latrese Saine		0-2	0-0	3-4	1	1	2	4	3	0	0	2	0	7	
55	Celeste Akoro		0-3	0-0	1-2	1	2	3	4	1	0	1	2	0	18	
Team							4		3							
Totals			17-53	4-9	15-22	12	14	26	32	53	5	20	5	4	200	
1st - FG %:			3-15	20.0%	2nd: 5-14	35.7%	3rd: 5-14	35.7%	4th: 4-10	40.0%	Game: 17-53		32.1%	Deadball		
3FG %:			1-2	50.0%	2nd: 1-2	50.0%	3rd: 2-4	50.0%	4th: 0-1	0.0%	Game: 4-9		44.4%	Rebounds		
FT %:			5-8	62.5%	2-2	100.0%	2-2	100.0%	6-10	60.0%	Game: 15-22		68.2%	Totals		

Mississippi State 88 • 1-0

#	Player		Total		3-Ptr	Rebounds			PF	TP	A TO Blk Stl				Min
			FG-FGA	FG-FGA	FT-FTA	Off	Def	Tot			A	TO	Blk	Stl	
05	Anriel Howard	f	4-7	0-0	1-3	2	5	7	4	9	1	2	0	0	19
55	Chloe Bibby	f	4-13	3-7	0-0	5	1	6	1	11	1	2	3	0	32
15	Teaira McCowan	c	7-11	0-0	10-15	7	10	17	1	24	0	4	7	1	28
10	Jazzmun Holmes	g	5-8	0-0	1-3	0	2	2	1	11	5	1	0	2	25
24	Jordan Danberry	g	4-7	0-0	2-2	3	2	5	0	10	3	1	1	1	25
01	Myah Taylor		2-4	1-2	2-2	0	0	0	4	7	6	2	0	0	19
04	Jessika Carter		2-4	0-0	1-3	1	3	4	3	5	0	0	0	0	8
11	Xaria Wiggins		1-5	1-4	1-2	1	0	1	2	4	0	0	0	3	21
23	Bre'Amber Scott		0-5	0-1	6-6	4	1	5	4	6	2	1	0	0	19
25	Zion Campbell		0-0	0-0	1-2	1	1	2	0	1	0	2	0	1	4
Team							2	3	5						
Totals			29-64	5-14	25-38	26	28	54	20	88	18	15	11	8	200
1st - FG %:			7-22	31.8%	2nd: 7-12	58.3%	3rd: 10-14	71.4%	4th: 5-16	31.3%	Game: 29-64		45.3%	Deadball	
3FG %:			0-2	0.0%	2nd: 1-5	20.0%	3rd: 2-4	50.0%	4th: 0-0	0.0%	Game: 5-14		35.7%	Rebounds	
FT %:			5-10	50.0%	2nd: 11-12	91.7%	3rd: 4-7	57.1%	4th: 5-9	55.6%	Game: 25-38		65.8%	Totals	

Officials: Denise Brooks, Frank Steratore, Jennifer Rezac
Technical fouls: SE Missouri-None. Mississippi State-None.
Attendance: 6373

Score by periods	1st	2nd	3rd	4th	Total
SE Missouri	12	13	14	14	53
Mississippi State	19	26	26	17	88

Last FG - SEMOW 4th-00:53, MS 4th-01:23.
Largest lead - SEMOW None, MS by 36 4th-01:23.
SEMOW led for 00:00. MS led for 38:46. Game was tied for 01:12.

Points	In	Off	2nd	Fast	Bench
SEMOU	12	12	9	4	15
MS	38	22	21	16	23

Score tied - 2 times.
Lead changed - 0 times.

GAME 3

LAMAR 53
MISSISSIPPI ST. 104
6/6

NOVEMBER 15, 2018 • STARKVILLE, MISS.

Lamar 53 • 3-1

#	Player		Total		3-Ptr	Rebounds			PF	TP	A TO Blk Stl				Min	
			FG-FGA	FG-FGA	FT-FTA	Off	Def	Tot			A	TO	Blk	Stl		
22	Miya Crump	f	1-4	1-2	6-8	2	2	4	5	9	0	4	0	1	28	
04	Briana Laidler	c	0-0	0-0	2-2	0	0	0	3	2	0	0	0	1	8	
01	Jadyn Pimentel	g	3-13	1-3	0-3	1	1	2	3	7	0	3	1	4	20	
10	Chastadie Barrs	g	7-24	0-1	2-4	1	3	4	4	16	1	4	1	4	40	
23	Moe Kinard	g	3-16	1-8	0-0	0	5	5	3	7	2	5	0	0	27	
02	Angel Hastings	g	2-6	2-4	0-0	1	1	2	2	6	2	2	0	2	15	
13	Shedricka Pierson	g	1-6	0-0	0-0	0	1	1	1	2	0	0	0	0	23	
20	Rikiah Cowart	g	2-3	0-0	0-0	2	1	3	3	4	0	1	0	1	22	
24	Ashlan Miles	g	0-0	0-0	0-0	0	0	0	0	0	0	0	0	0	1	
32	Umaja Collins	g	0-2	0-0	0-0	2	1	3	2	0	0	1	1	1	16	
Team																
Totals			19-74	5-18	10-17	13	19	32	26	53	5	20	3	14	200	
1st - FG %:			6-20	30.0%	2nd: 6-16	37.5%	3rd: 4-22	18.2%	4th: 3-16	18.8%	Game: 19-74	25.7%	Deadball			Rebounds
3FG %:			2-6	33.3%	2nd: 1-1	16.7%	3rd: 1-6	16.7%	4th: 1-5	20.0%	Game: 5-18	27.8%				
FT %:			1-5	20.0%	2nd: 0-0	0.0%	3rd: 6-8	75.0%	4th: 3-4	75.0%	Game: 10-17	58.8%				

Mississippi State 104 • 3-0

#	Player		Total		3-Ptr	Rebounds			PF	TP	A TO Blk Stl				Min	
			FG-FGA	FG-FGA		FT-FTA	Off	Def			Tot	A	TO	Blk		Stl
05	Anriel Howard	f	9-15	1-3	5-5	6	7	13	1	24	3	5	0	1	25	
55	Chloe Bibby	f	4-7	3-5	0-0	4	2	6	1	11	2	4	1	1	22	
15	Teaira McCowan	c	5-8	0-0	1-2	3	13	16	4	11	0	0	5	0	22	
10	Jazzmun Holmes	g	1-4	0-0	7-8	0	5	5	2	9	2	0	1	1	27	
24	Jordan Danberry	g	6-10	0-0	3-5	1	3	4	2	15	3	1	0	1	18	
01	Myah Taylor	g	2-5	0-2	3-4	1	0	1	1	7	2	6	0	1	14	
02	Andra Espinoza-Hunte	g	3-10	1-6	0-0	0	2	2	1	7	0	1	1	0	19	
04	Jessika Carter	g	4-7	0-0	2-4	3	5	8	2	10	0	1	4	1	18	
11	Xaria Wiggins	g	3-8	1-3	1-1	1	2	3	0	8	0	0	1	2	17	
23	Bre'Amber Scott	g	0-1	0-0	2-2	0	3	3	1	2	3	0	0	1	13	
25	Zion Campbell	g	0-0	0-0	0-0	0	0	0	1	0	0	0	0	0	5	
Team																
Totals			37-75	6-19	24-31	19	45	64	16	104	22	20	12	9	200	
1st - FG %:			8-17	47.1%	2nd: 6-20	30.0%	3rd: 12-17	70.6%	4th: 11-21	52.4%	Game: 37-75	49.3%	Deadball			
3FG %:			1-4	25.0%	2nd: 1-6	16.7%	3rd: 3-6	50.0%	4th: 1-3	33.3%	Game: 6-19	31.6%	Rebounds			
FT %:			3-6	50.0%	2nd: 2-3	66.7%	3rd: 15-17	88.2%	4th: 4-5	80.0%	Game: 24-31	77.4%	Totals			

Officials: Dee Kantner, Luis Gonzalez, Marcus Clayton
Technical fouls: Lamar-None. Mississippi State-None.
Attendance: 7107

Score by periods	1st	2nd	3rd	4th	Total
Lamar	15	13	15	10	53
Mississippi State	20	15	42	27	104

Last FG - LU 4th-00:38, MS 4th-01:27.
Largest lead - LU None, MS by 53 4th-01:07.
LU led for 00:00. MS led for 38:02. Game was tied for 01:57.

Points	In	Off	2nd	Fast	Bench
MS	20	13	12	8	12
LU	52	22	17	14	34

Score tied - 0 times.
Lead changed - 0 times.

GAME 2

MISSISSIPPI ST. 72
VIRGINIA 44
6/6

NOVEMBER 9, 2018 • CHARLOTTESVILLE, VA.

Mississippi St. 72 • 2-0

#	Player		Total		3-Ptr	Rebounds			PF	TP	A TO Blk Stl				Min
			FG-FGA	FG-FGA		FT-FTA	Off	Def			Tot	A	TO	Blk	
05	Anriel Howard	f	4-8	0-1	0-0	5	4	9	3	8	1	1	3	0	20
55	Chloe Bibby	f	5-12	3-7	0-0	2	4	6	2	13	2	2	0	3	32
15	Teaira McCowan	c	5-10	0-0	2-2	3	9	12	4	12	2	0	4	3	29
10	Jazzmun Holmes	g	3-7	0-0	2-2	0	0	0	2	8	4	2	0	3	31
24	Jordan Danberry	g	4-5	0-0	0-0	0	3	3	2	8	3	3	1	2	22
01	Myah Taylor		1-3	1-2	1-2	0	2	2	1	4	0	2	0	0	21
02	Andrea Espinoza-Hunte		5-12	3-8	0-0	0	1	1	2	13	1	1	0	0	29
04	Jessica Carter		0-1	0-0	0-0	1	2	3	1	0	0	0	0	0	4
11	Xaria Wiggins		1-7	0-5	0-0	0	0	0	0	2	1	0	0	1	9
23	Bre'Ambra Scott		1-1	0-0	1-2	1	0	1	0	3	0	1	0	0	3
25	Zion Campbell		0-0	0-0	1-2	0	1	1	1	1	0	0	0	0	10
Team						2	1	3							
Totals			29-66	7-23	7-10	14	27	41	18	72	14	12	8	12	200
1st - FG %: 11-22 50.0%			2nd: 7-17 41.2%	3rd: 4-14 28.6%	4th: 7-13 53.8%	Game: 29-66 43.9%			Deadball Rebounds 2						
3rd - FG %: 1-6 16.7%			4th: 0-4 0.0%	1st: 1-4 25.0%	7-23 30.4%			7-10 70.0%							
FT %: 1-2 50.0%			2-2 100.0%	0-2 0.0%	2-4 50.0%										

GAME 5

FURMAN
6/6 MISSISSIPPI ST.

41
106

NOVEMBER 21, 2018 • STARKVILLE, MISS.

Furman 41 • 2-3

#	Player	Total		3-Ptr		Rebounds			PF	TP	A TO Blk Stl				Min
		FG-FGA	FG-FGA	FT-FTA	Off Def Tot	PF	TP	A TO Blk Stl							
13	Kaitlyn Duncan	f	2-5	0-1	0-0	1 4 5	3	4	0	2	1	1	22		
15	Tierra Hodges	f	1-1	0-0	0-0	0 3 3	2	2	0	1	0	0	24		
01	Milica Manojlovic	g	1-2	1-1	0-0	0 0 0	1	3	0	6	0	0	12		
10	Le'Zae Davidson	g	6-22	5-17	0-0	1 0 1	2	17	0	4	0	0	33		
44	Taylor Petty	g	0-3	0-1	0-0	1 0 1	1	1	0	2	1	1	20		
02	Jarya Outten		1-4	0-1	0-0	1 1 2	1	2	3	5	0	0	15		
03	Sutton West		0-0	0-0	0-0	0 0 0	0	0	0	0	0	0	6		
04	Jade Kirisome		0-4	0-2	0-0	0 1 1	0	1	0	1	0	0	14		
05	Sydni Donovan		0-1	0-0	0-0	0 0 0	3	0	0	0	0	0	11		
11	Hannah Sellinger		2-2	1-1	0-0	0 0 0	1	5	0	0	0	0	5		
12	Tyah Hunter		2-6	0-0	0-0	0 1 1	0	4	1	1	0	0	18		
14	Grace van Rij		0-0	0-0	0-0	0 0 0	0	0	0	0	0	0	5		
23	Beatriz Mateo		0-0	0-0	0-0	0 0 0	0	0	1	0	0	0	1		
24	Greyson Boone		1-1	0-0	0-0	0 0 0	0	2	0	0	0	0	2		
30	Natalie Wilson		1-2	0-0	0-0	1 4 5	0	2	0	0	0	0	7		
55	Celena Taborn		0-0	0-0	0-0	0 0 0	5	0	0	3	0	0	5		
Team						4 1 5		3							
Totals			17-53	7-24	0-0	9 15 24	19	41	8 26	2 2	200				

1st FG %: 3-10 30.0% 2nd: 4-12 33.3% 3rd: 3-13 23.1% 4th: 7-18 38.9% Game: 7-24 29.2% Deadball Rebounds 0
3FG %: 1-5 20.0% 3-7 42.9% 2-7 28.6% 1-5 20.0% 7-24 29.2%
FT %: 0-0 0.0% 0-0 0.0% 0-0 0.0% 0-0 0.0%

Mississippi State 106 • 5-0

#	Player	Total		3-Ptr		Rebounds			PF	TP	A TO Blk Stl				Min
		FG-FGA	FG-FGA	FT-FTA	Off Def Tot	PF	TP	A TO Blk Stl							
05	Anriel Howard	f	3-7	2-3	4-8	3 3 6	2	12	1	2	0	0	19		
55	Chloe Bibby	f	8-10	5-6	0-0	0 5 5	0	21	3	0	1	0	25		
15	Teaira McCowan	c	11-11	0-0	2-2	5 5 10	1	24	0	0	1	1	20		
10	Jazzmun Holmes	g	1-2	1-1	0-0	1 3 4	0	3	6	0	0	2	22		
24	Jordan Danberry	g	4-7	0-0	0-0	0 0 0	2	8	2	0	1	1	21		
01	Myah Taylor		4-4	2-2	0-0	0 1 1	1	10	6	3	0	3	18		
02	Andra Espinoza-Hunte		5-12	2-5	2-2	1 1 2	0	14	0	1	0	1	20		
04	Jessika Carter		2-5	0-0	1-5	6 3 9	0	5	1	1	4	1	23		
11	Xaria Wiggins		1-3	0-2	0-0	0 1 1	1	2	4	2	1	1	13		
23	Bre'Amber Scott		2-5	0-1	1-2	0 1 1	0	5	1	0	0	1	8		
25	Zion Campbell		1-1	0-0	0-0	1 2 3	0	2	0	0	1	0	11		
Team						1 2 3									
Totals			42-67	12-20	10-19	18 27 45	6	106	28 11 8	11	200				

1st FG %: 12-19 63.2% 2nd: 12-19 63.2% 3rd: 11-15 73.3% 4th: 7-14 50.0% Game: 42-67 62.7% Deadball Rebounds 1
3FG %: 5-6 83.3% 3-5 60.0% 2-3 66.7% 2-6 33.3% 12-20 60.0%
FT %: 2-5 40.0% 2-4 50.0% 4-6 66.7% 2-4 50.0% 10-19 52.6%

Officials: Kevin Pethel, Dawn Marsh, Frank Steratore
Technical fouls: Furman-None. Mississippi State-None.
Attendance: 6970

Score by periods	1st	2nd	3rd	4th	Total
Furman	7	11	8	15	41
Mississippi State	31	29	28	18	106

Last FG - FUR 4th-00:11, MS 4th-00:48.
Largest lead - FUR None, MS by 70 4th-02:35.
FUR led for 00:00, MS led for 39:21. Game was tied for 00:39.

GAME 7

6/6 MISSISSIPPI ST.
LITTLE ROCK

98
63

NOVEMBER 28, 2018 • LITTLE ROCK, ARK.

Mississippi State 98 • 7-0

#	Player	Total		3-Ptr		Rebounds			PF	TP	A TO Blk Stl				Min
		FG-FGA	FG-FGA	FT-FTA	Off Def Tot	PF	TP	A TO Blk Stl							
05	Anriel Howard	*	6-11	1-3	3-4	2 7 9	3	16	6	3	0	0	23		
10	Jazzmun Holmes		2-5	0-0	1-2	0 3 3	3	5	4	1	0	0	20		
15	Teaira McCowan	*	11-19	0-0	1-4	10 5 15	1	23	1	1	1	0	24		
24	Jordan Danberry	*	5-8	0-0	0-0	2 1 3	1	10	3	1	0	1	24		
55	Chloe Bibby	*	5-7	3-4	2-2	2 6 8	2	15	2	1	0	0	30		
01	Myah Taylor		2-3	1-1	1-2	1 1 2	1	6	2	1	0	2	15		
02	Andra Espinoza-Hunte		1-6	0-2	2-2	3 1 4	1	4	4	2	2	0	22		
04	Jessika Carter		2-2	0-0	2-2	0 2 2	3	6	0	2	0	0	16		
11	Xaria Wiggins		0-1	0-0	0-0	0 0 0	0	0	0	0	0	0	2		
23	Bre'Amber Scott		5-6	0-1	3-3	0 0 0	3	13	0	0	0	0	18		
25	Zion Campbell		0-0	0-0	0-0	0 1 1	1	0	1	1	1	0	6		
Team						2 1 3		1							
Totals			39-68	5-11	15-21	22 28 50	19	98	21 14	2	3	200			

1st FG %: 6-20 30.0% 2nd: 13-20 65.0% 3rd: 12-17 70.6% 4th: 8-11 72.7% Game: 39-68 57.4% Deadball Rebounds 2
3FG %: 0-3 0.0% 2-2 100.0% 1-3 33.3% 2-3 66.7% 5-11 45.5%
FT %: 1-2 50.0% 3-6 50.0% 7-8 87.5% 4-5 80.0% 15-21 71.4%

Little Rock 63 • 2-4

#	Player	Total		3-Ptr		Rebounds			PF	TP	A TO Blk Stl				Min
		FG-FGA	FG-FGA	FT-FTA	Off Def Tot	PF	TP	A TO Blk Stl							
00	DeGray,Ronjanae	*	2-6	0-0	4-4	3 3 6	3	8	2	0	0	0	30		
12	Chastain,Sydney	*	1-4	0-1	0-0	1 0 1	5	2	4	2	0	0	28		
15	Scott,Kiara	*	0-1	0-1	0-0	0 1 0	0	0	3	0	0	0	18		
22	Inkina,Yanina	*	4-10	3-5	0-0	0 0 0	5	11	0	1	0	1	19		
35	Battle,Teal	*	1-3	0-0	3-4	2 3 5	1	5	0	1	1	0	28		
11	Dodson,Gabby		0-1	0-0	0-0	1 0 1	1	0	0	1	0	0	2		
13	Walker,Antwainette		4-7	0-0	6-13	1 0 1	2	14	0	4	0	2	16		
23	Collier,Kyra		9-19	1-1	2-3	1 3 4	2	21	1	4	0	1	31		
26	Hurlburt,Anna		0-2	0-0	0-0	1 0 1	0	0	0	0	3	0	15		
30	DeGray,Raeyana		1-4	0-0	0-0	1 0 1	1	2	0	0	0	0	13		
Team						0 1 1									
Totals			22-57	4-8	15-24	11 11 22	20	63	10 13	4	4	200			

1st FG %: 5-14 35.7% 2nd: 6-14 42.9% 3rd: 4-15 26.7% 4th: 7-14 50.0% Game: 22-57 38.6% Deadball Rebounds 5
3FG %: 0-2 0.0% 1-2 50.0% 3-4 75.0% 2-3 66.7% 4-8 50.0%
FT %: 4-5 80.0% 3-6 50.0% 3-6 50.0% 5-7 71.4% 15-24 62.5%

Officials: Roy Gubrial, Corilla Fountain, Royce Blevins
Technical fouls: Mississippi State-None. Little Rock-None.
Attendance: 2261

Score by periods	1st	2nd	3rd	4th	Total
Mississippi State	13	31	32	22	98
Little Rock	14	16	14	19	63

Last FG - MS 4th-04:32, LR 4th-01:32.
Largest lead - MS by 40 4th-05:56, LR by 3 2nd-09:25.
MS led for 36:30, LR led for 02:36. Game was tied for 00:54.

GAME 6

JACKSON ST.
6/6 MISSISSIPPI ST.

38
105

NOVEMBER 24, 2018 • STARKVILLE, MISS.

Jackson State 38 • 1-4

#	Player	Total		3-Ptr		Rebounds			PF	TP	A TO Blk Stl				Min
		FG-FGA	FG-FGA	FT-FTA	Off Def Tot	PF	TP	A TO Blk Stl							
23	Marniesha Hamer	f	3-7	0-0	0-0	0 1 1	4	6	0	1	0	0	16		
35	Chelsea Causey	f	1-8	0-0	0-0	0 0 0	4	2	0	0	0	0	15		
01	Kaisah Lucky	g	2-4	0-0	3-5	0 6 6	2	7	2	8	0	0	36		
03	D'Asia Mitchell	g	1-3	1-3	0-0	0 3 3	4	3	0	2	0	0	16		
04	Christinia Ellis	g	1-11	0-2	0-0	1 1 2	4	2	2	6	0	1	36		
02	Antionette Womack		5-9	0-0	0-6	1 3 4	5	10	0	3	0	0	25		
11	Sumer Williams		2-3	0-0	2-2	3 1 4	2	6	3	4	2	0	27		
12	Meghan Flowers		0-0	0-0	0-0	0 0 0	0	0	0	0	0	0	1		
14	Adia Rodgers		0-0	0-0	0-0	0 0 0	0	0	0	0	0	0	1		
20	J'Niya Tallie		0-0	0-0	0-0	0 0 0	0	0	0	0	0	0	2		
22	Jasmine Redmon		0-1	0-1	0-0	0 1 1	1	0	0	0	0	0	12		
25	Shelby Augustine		0-0	0-0	0-0	0 0 0	0	0	0	0	0	0	1		
30	Jasmine Cowen		0-1	0-0	0-0	0 0 0	1	0	0	0	0	0	5		
32	Bianca Cowen		1-3	0-0	0-0	3 2 5	1	2	0	1	0	0	7		
Team						2 2 4		1							
Totals			16-50	1-6	5-13	10 20 30	29	38	7 25	2 1	200				

1st FG %: 4-12 33.3% 2nd: 4-8 50.0% 3rd: 5-14 35.7% 4th: 3-16 18.8% Game: 16-50 32.0% Deadball Rebounds 0
3FG %: 1-3 33.3% 3-4 75.0% 0-0 0.0% 0-1 0.0% 1-6 16.7%
FT %: 2-4 50.0% 3-8 37.5% 0-1 0.0% 0-0 0.

GAME 9

18/15 MARQUETTE
6/6 MISSISSIPPI ST.

82
87

DECEMBER 6, 2018 • STARKVILLE, MISS.

Marquette 82 • 6-2

#	Player		Total		3-Ptr	Rebounds			PF	TP	A TO Blk Stl				Min
			FG-FGA	FG-FGA		FT-FTA	Off Def Tot								
12	Davenport, Erika	f	0-0	0-0	0-0	1 1 2	2 0	0	4	0	0	0	25		
01	King, Danielle	g	13-21	1-5	0-0	0 3 3	4 27	4	1	0	3	36			
05	Hiedeman, Natisha	g	5-11	2-7	6-8	0 2 2	4 18	5	2	0	1	27			
11	Blockton, Allazia	g	7-11	3-5	0-0	0 2 2	3 17	1	2	1	0	26			
15	Wilborn, Amani	g	4-9	0-0	2-2	3 7 10	4 10	2	2	0	1	37			
20	Anderson, Altia	g	0-1	0-0	0-0	0 0 0	1 0	0	1	0	0	4			
24	Lott, Selena	g	3-4	2-2	0-1	0 3 3	2 8	1	1	1	3	29			
30	Spingola, Isabelle	g	1-3	0-1	0-0	1 0 1	2 2	0	1	0	0	8			
42	Van Kleunen, Lauren	g	0-1	0-1	0-0	0 0 0	2 0	0	0	0	0	7			
52	Marotta, Chloe	g	0-0	0-0	0-0	0 0 0	0 0	0	1	0	0	1			
Team							3 1 4								
Totals			33-61	8-21	8-11	8 19 27	24 82	13	15	2	8	200			
1st - FG %:			10-14	71.4%	2nd: 7-17	41.2%	3rd: 10-21	47.6%	4th: 6-9	66.7%	Game: 33-61	54.1%	Deadball		
3FG %:			1-4	25.0%	1-4	25.0%	4-8	50.0%	2-5	40.0%	8-21	38.1%	Rebounds		
FT %:			2-2	100.0%	0-1	0.0%	0-0	0.0%	6-8	75.0%	8-11	72.7%	0		

Mississippi State 87 • 9-0

#	Player		Total		3-Ptr	Rebounds			PF	TP	A TO Blk Stl				Min
			FG-FGA	FG-FGA		FT-FTA	Off Def Tot								
05	Anriel Howard	f	13-18	2-2	1-1	9 3 12	2 29	2	0	1	3	33			
55	Chloe Bibby	f	2-7	1-5	1-2	0 2 2	1 6	1	1	1	0	31			
15	Teaira McCowan	c	9-12	0-0	6-6	8 10 18	2 24	1	4	2	0	40-			
10	Jazzmun Holmes	g	3-8	0-0	2-2	0 0 0	4 8	13	1	2	1	38			
24	Jordan Danberry	g	4-13	0-0	5-7	0 4 4	3 13	2	4	1	1	29			
01	Myah Taylor	g	0-1	0-0	0-0	0 0 0	0 0	0	1	0	0	4			
02	Andra Espinoza-Hunte	g	0-2	0-1	0-0	0 1 1	1 0	0	1	0	0	5			
04	Jessika Carter	g	0-0	0-0	0-0	0 0 0	0 0	0	0	0	0	0+			
23	Bre'Amber Scott	g	2-6	1-3	2-2	0 2 2	2 7	2	2	1	0	20			
Team							0 1 1								
Totals			33-67	4-11	17-20	17 23 40	15 87	21	14	8	5	200			
1st - FG %:			7-17	41.2%	2nd: 7-13	53.8%	3rd: 9-22	40.9%	4th: 10-15	66.7%	Game: 33-67	49.3%	Deadball		
3FG %:			2-6	33.3%	1-1	100.0%	0-2	0.0%	1-2	50.0%	4-11	36.4%	Rebounds		
FT %:			6-7	85.7%	5-7	71.4%	3-3	100.0%	3-3	100.0%	17-20	85.0%	1		

Officials: Tina Napier, Brian Hall, Tiara Cruse
Technical fouls: Marquette-None. Mississippi State-None.
Attendance: 7273

Score by periods	1st	2nd	3rd	4th	Total
Marquette	23	15	24	20	82
Mississippi State	22	20	21	24	87

Last FG - MU 4th-01:59, MS 4th-00:13.
Largest lead - MU by 8 2nd-02:53, MS by 5 1st-01:55.
MU led for 17:53. MS led for 18:05. Game was tied for 04:02.

Points	In	Off	2nd	Fast	Bench
MU	44	17	4	21	10
MS	54	20	20	12	7

Score tied - 8 times.
Lead changed - 25 times.

GAME 11

5/5 MISSISSIPPI ST.
7/7 OREGON

74
82

DECEMBER 18, 2018 • EUGENE, ORE.

Mississippi State 74 • 10-1

#	Player		Total		3-Ptr	Rebounds			PF	TP	A TO Blk Stl				Min
			FG-FGA	FG-FGA		FT-FTA	Off Def Tot								
05	Anriel Howard	f	12-17	1-4	5-7	2 4 6	5 30	1	5	0	0	39			
55	Chloe Bibby	f	5-11	2-5	0-0	0 0 0	1 12	0	1	0	1	40			
15	Teaira McCowan	c	2-5	0-0	1-1	2 9 11	2 5	2	2	4	0	34			
10	Jazzmun Holmes	g	3-8	0-2	6-6	1 0 1	2 12	7	0	0	0	39			
24	Jordan Danberry	g	4-8	0-0	3-4	4 1 5	5 11	3	3	0	3	28			
01	Myah Taylor	g	0-0	0-0	0-0	0 0 0	0 0	0	0	0	0	2			
02	Andra Espinoza-Hunte	g	0-2	0-1	0-0	0 0 0	0 0	0	0	0	0	5			
04	Jessika Carter	g	0-1	0-0	1-2	0 1 1	1 1	0	1	0	0	6			
11	Xaria Wiggins	g	0-0	0-0	0-0	0 0 0	0 0	0	0	0	0	1			
23	Bre'Amber Scott	g	1-2	1-1	0-2	0 0 0	3 3	1	0	0	0	6			
Team							2 0 2								
Totals			27-54	4-13	16-22	11 15 26	19 74	14	12	4	4	200			
1st - FG %:			7-15	46.7%	2nd: 8-16	50.0%	3rd: 5-11	45.5%	4th: 7-12	58.3%	Game: 27-54	50.0%	Deadball		
3FG %:			1-5	20.0%	1-3	33.3%	0-3	0.0%	4-13	30.8%	4-13	30.8%	Rebounds		
FT %:			2-2	100.0%	6-7	85.7%	5-5	100.0%	3-8	37.5%	16-22	72.7%	5,1		

Oregon 82 • 9-1

#	Player		Total		3-Ptr	Rebounds			PF	TP	A TO Blk Stl				Min
			FG-FGA	FG-FGA		FT-FTA	Off Def Tot								
00	Satou Sabally	f	1-3	0-0	2-2	0 1 1	3 4	1	2	0	0	18			
21	Erin Boley	f	3-3	2-2	0-0	0 1 1	1 8	0	2	0	0	19			
24	Ruthy Hebard	f	7-10	0-0	0-1	3 4 7	3 14	2	1	0	0	38			
20	Maitte Cazorla	g	7-10	0-2	6-6	0 1 1	3 20	5	1	0	0	37			
05	Sabrina Ionescu	g	5-19	2-5	17-17	1 4 5	2 29	5	2	0	0	38			
03	Taylor Chavez	g	2-5	1-3	2-2	0 2 2	1 7	1	1	0	1	29			
14	Lydia Gioni	g	0-0	0-0	0-0	0 0 0	1 0	0	1	0	0	1			
32	Oti Gildon	g	0-0	0-0	0-0	3 2 5	2 0	0	1	0	0	20			
Team							3 2 5								
Totals			25-50	5-12	27-28	10 17 27	16 82	14	11	0	1	200			
1st - FG %:			8-13	61.5%	2nd: 7-11	63.6%	3rd: 5-14	35.7%	4th: 5-12	41.7%	Game: 25-50	50.0%	Deadball		
3FG %:			1-2	50.0%	2-3	66.7%	2-5	40.0%	0-2	0.0%	5-12	41.7%	Rebounds		
FT %:			2-2	100.0%	4-4	100.0%	6-7	85.7%	15-15	100.0%	27-28	96.4%	0		

Officials: Benny Luna,Michol Murray,Michael Price
Technical fouls: Mississippi State-TEAM. Oregon-None.
Attendance: 8951
2018-19 Women's Basketball. Round: 0. Mississippi St. vs Oregon. Played at .

Score by periods	1st	2nd	3rd	4th	Total
Mississippi State	17	23	15	19	74
Oregon	19	20	18	25	82

Last FG - MS 4th-01:23, UO 4th-02:10.
Largest lead - MS by 7 3rd-06:11, UO by 11 4th-02:23.
MS led for 11:27. UO led for 26:18. Game was tied for 02:15.

Points	In	Off	2nd	Fast	Bench
MS	28	9	11	9	4
UO	36	20	9	10	7

Score tied - 7 times.
Lead changed - 16 times.

GAME 10

5/5 MISSISSIPPI ST.
SOUTHERN MISS

86
42

DECEMBER 14, 2018 • HATTIESBURG, MISS.

Mississippi State 86 • 10-0

#	Player		Total			3-Ptr	Rebounds			PF	TP	A	TO	Blk	Stl	Min
			FG	FGA	FT	FTA	Off	Def	Tot							
05	Anriel Howard	f	6-12	1-4	3-6	4	3	7	0	16	0	1	0	2	25	
55	Chloe Bibby	f	4-10	1-4	2-2	0	1	1	2	11	0	1	0	0	21	
15	Teaira McCowan	c	5-8	0-0	3-3	9	7	16	1	13	0	0	1	1	25	
10	Jazzmun Holmes	g	2-5	0-0	9-10	0	0	0	0	13	6	0	0	4	22	
24	Jordan Danberry	g	5-15	0-0	2-4	6	2	8	2	12	2	0	0	2	29	
01	Myah Taylor	g	3-3	1-1	0-1	0	1	1	3	7	2	1	0	3	18	
02	Andra Espinoza-Hunte		1-6	0-3	0-0	0	1	1	0	2	1	0	0	0	16	
04	Jessika Carter		3-4	0-0	0-0	1	3	4	1	6	0	3	2	0	15	
11	Xaria Wiggins		2-5	0-1	1-2	0	0	0	0	5	1	0	0	1	14	
20	Nyah Tate		0-0	0-0	0-0	0	0	0	0	0	1	0	0	0	4	
23	Bre'Amber Scott		0-1	0-0	1-2	1	1	2	1	1	0	1	0	0	11	
Team						2	1	3				1				
TOTAL			31-69	3-13	21-30	23	20	43	10	86	13	8	4	13	200	
1st - FG %:			6-16	50.0%	2nd: 6-20	40.0%	3rd: 6-20	30.0%	4th: 1-3	69.2%	Game: 31-69			44.9%	Deadball	
FT %:			0-1	0.0%	0-1	0.0%	2-6	33.3%	1-3	33.3%	3-13			23.0%	Rebounds	
FT %:			5-8	62.5%	5-8	62.5%	9-11	81.8%	2-5	40.0%	21-30			70.0%		

GAME 13

LOUISIANA 36
7/7 MISSISSIPPI ST. 104

DECEMBER 30, 2018 • STARKVILLE, MISS.

Louisiana 36 • 2-9																	
##	Player		Total		3-Ptr		Rebounds			PF	TP	A				Stl	Min
			FG-FGA	FT-FGA	FG-FGA	FT-FTA	Off	Def	Tot			TO	Blk				
23	Daniels, Kristen	f	0-2	0-0	0-0	3	2	5	2	0	1	1	1	0	0	24	
35	Doucet, Ty'Reona	c	1-7	0-0	1-2	4	3	7	2	3	1	2	2	0	0	23	
02	Williams, Brandi	g	1-9	0-2	1-1	1	1	2	2	3	0	4	0	2	0	28	
10	Courmoyer, Andrea	g	3-8	0-2	0-0	0	0	0	3	6	2	3	0	2	0	23	
11	Goodwin, Skyler	g	3-13	1-2	2-2	3	3	6	3	9	0	1	0	0	0	23	
04	Rivera, Caroline		0-2	0-0	0-0	0	0	0	1	0	0	2	0	0	0	7	
05	Mathis, Jomyra		2-7	0-0	3-5	0	4	4	3	7	1	4	0	1	0	18	
15	Morrison, Diamond		0-3	0-0	0-0	0	1	1	1	0	0	3	0	1	0	20	
22	Bess, Kendall		3-5	0-0	0-2	1	0	1	3	6	0	1	0	0	0	16	
25	Womack, Jazmyn		1-6	0-1	0-0	0	1	1	2	2	0	2	0	0	0	18	
Team						3	2	5			3						
Totals			14-62	1-7	7-12	15	17	32	22	36	5	26	3	6		200	
1st - FG %: 2-16 12.5% 2nd: 4-17 23.5% 3rd: 6-16 37.5% 4th: 2-13 15.4% Game: 14-62 22.6% Deadball																	
3FG %: 0-0 0.0% 0-4 0.0% 1-2 50.0% 0-1 0.0% 1-7 14.3% Rebounds																	
FT %: 2-4 50.0% 2-4 50.0% 1-1 100.0% 2-3 66.7% 7-12 58.3% 3																	

Mississippi State 104 • 12-1																		
#	Player		Total		3-Ptr		Rebounds			PF	TP	A				Blk	Stl	Min
			FG-FGA	FT-FTA	FG-FGA	FT-FTA	Off	Def	Tot			TO	TO	TO	TO			
05	Anriel Howard	f	6-9	0-1	4-4	3	3	6	2	16	0	1	1	2	0	1	18	
55	Chloe Bibby	f	3-9	0-4	0-0	2	4	6	0	6	1	1	1	0	0	19		
15	Teaira McCowan	c	5-5	0-0	3-3	4	7	11	2	13	0	2	5	0	0	21		
10	Jazzmun Holmes	c	1-4	0-0	0-0	0	0	0	2	2	4	2	1	1	1	15		
24	Jordan Danberry	g	5-8	0-0	2-3	0	1	1	2	12	4	2	0	2	0	18		
01	Myah Taylor		3-7	1-3	2-2	0	3	3	1	9	7	3	0	2	0	25		
02	Andra Espinoza-Hunte		3-8	1-4	0-0	0	3	3	0	7	1	1	0	1	0	18		
04	Jessika Carter		3-6	0-0	0-2	4	6	10	1	6	1	0	1	1	0	21		
11	Xaria Wiggins		1-5	1-2	7-10	2	4	6	3	10	2	0	2	0	0	15		
20	Nyah Tate		0-3	0-0	0-0	1	0	1	1	0	0	0	0	0	0	2		
23	Bre'Amber Scott		7-9	5-6	2-2	1	1	2	2	21	3	1	1	2	0	22		
25	Zion Campbell		0-0	0-0	2-2	2	1	3	0	2	0	1	0	1	0	6		
	Team					4	2	6										
Totals			37-73	8-20	22-28	23	35	58	16	104	23	14	12	12		200		
1st - FG %:			10-20	50.0%	2nd: 8-20	40.0%	3rd: 14-19	73.7%	4th: 5-14	35.7%	Game: 37-73	50.7%	Deadball					
3FG %:			1-3	33.3%	2-7	28.6%	2-4	50.0%	3-6	50.0%	8-20	40.0%	Rebounds					
FT %:			8-12	66.7%	3-3	100.0%	1-3	33.3%	10-10	100.0%	22-28	78.6%	2					

Officials: Gina Cross, Eric Baker, Dawn Marsh
Technical fouls: Louisiana-None. Mississippi State-None.
Attendance: 10242

Score by periods	1st	2nd	3rd	4th	Total						
Louisiana	6	10	14	6	36	Points	In	Off	2nd	Fast	
Mississippi State	29	21	31	23	104	Paint	Paint	T/O	Chance	Break	Bench
						LA	18	7	10	4	15
						MS	50	29	35	8	55

Last FG - LA 4th-00:53, MS 4th-00:25.
Largest lead - LA None, MS by 68 4th-01:12.
LA led for 00:00. MS led for 39:43. Game was tied for 00:17.
Score tied - 0 times.
Lead changed - 0 times.

GAME 15

16/15 KENTUCKY
7/6 MISSISSIPPI ST.

JANUARY 6, 2018 • STARKVILLE, MISS.

GAME 14

7/6 MISSISSIPPI ST. 93
ARKANSAS 69

JANUARY 3, 2019 • FAYETTEVILLE, ARK.

#7/6 Miss State 93 • 13-1, 1-0 SEC																
##	Player		Total		3-Ptr		Rebounds			PF	TP	A	TO	Blk	Stl	Min
			FG-FGA	FT-FTA	FG-FGA	FT-FTA	Off	Def	Tot							
05	HOWARD, ANRIEL	f	4-8	0-0	0-0	3	3	6	4	8	2	2	0	1	0	21
55	BIBBY, CHLOE	f	4-8	1-3	2-2	3	1	4	1	11	2	3	0	0	0	29
15	MCCOWAN, TEAIRA	c	7-11	0-0	2-2	8	14	22	3	16	1	3	3	0	0	25
10	HOLMES, JAZZMUN	g	4-6	0-0	6-8	0	4	4	0	14	5	1	0	3	0	30
24	DANBERRY, JORDAN	g	11-21	0-0	4-8	5	4	9	2	26	4	3	1	2	0	32
01	TAYLOR, MYAH		0-2	0-2	2-2	0	0	0	2	2	1	0	0	0	0	10
02	ESPINOZA-HUNTE, AND		2-7	1-3	0-0	0	0	0	0	5	0	0	0	0	0	12
04	CARTER, JESSIKA		1-2	0-0	0-0	0	2	2	1	2	0	0	0	0	0	13
11	WIGGINS, XARIA		1-4	0-0	0-0	0	1	1	0	2	1	0	1	0	0	8
20	TATE, NYAH		0-0	0-0	0-0	0	1	1	0	0	0	0	0	0	0	2
23	SCOTT, BRE'AMBER		3-6	1-1	0-0	0	2	2	2	7	0	1	1	0	0	14
25	CAMPBELL, ZION		0-0	0-0	0-0	0	0	0	0	0	0	0	0	0	0	4
Team						3	3	6								
Totals				37-75	3-9	16-22	22	35	57	15	93	16	13	6	6	200

		1st		2nd		3rd		4th		Game		Rebounds			
		3FG %:		0-0		2-4		0-0		1-5		3-9			
		FT %:		2-2		100.0%		5-6		7-10		16-22			
						50.0%		83.3%				72.7%			
Arkansas 69 • 11-4, 0-1 SEC															
		Total		3-Ptr				Rebounds							
#	Player	FG-FGA	FG-FGA	FT-FTA	Off	Def	TP	PF	A	To	Blk	Stl	Min		
10	WILLIAMS, KIARA	c	1-1	0-0	2-2	1	0	1	0	4	0	1	2	0	20
02	TOLFREE, ALEXIS	g	4-13	2-8	1-2	0	1	1	2	11	0	2	0	3	36
03	MONK, MALICA	g	2-10	0-2	1-2	1	0	1	2	6	4	0	0	1	23
14	MASON, JAILYN	g	1-5	0-1	0-0	0	1	1	1	2	1	2	0	2	20
33	DUNGE, CHELSEA	g	10-23	1-4	4-5	1	1	2	3	25	1	4	4	1	37
00	GAULDEN, A'TYANNA		3-9	0-0	0-0	0	0	0	0	6	4	0	0	1	16
01	NORTHCROSS-BAKER,		0-2	0-1	0-0	1	1	2	0	0	0	0	0	0	10
22	ZIMMERMAN, BAILEY		0-2	0-1	0-0	0	3	3	0	0	0	0	0	0	12
24	THOMAS, TAYLAH		6-7	0-0	3-4	4	5	9	3	15	0	0	2	0	20
52	DOUMBIA, ROKIA		0-0	0-0	0-0	1	0	1	1	0	0	1	0	0	6
Team						4	6	10							
Totals			27-72	3-17	12-15	13	18	31	13	69	10	10	8	8	200
1st - FG %:		7-19	36.8%	2nd: 4-17	23.5%	3rd: 3-15	20.0%	4th: 13-21	61.9%	Game: 27-72	37.5%	Deadball			
3FG %:		2-3	66.7%	0-2	0.0%	1-8	12.5%	0-4	0.0%	3-17	17.6%	Rebounds			
FT %:		1-1	100.0%	8-10	80.0%	1-2	50.0%	2-2	100.0%	12-15	80.0%	0			
Officials: Bruce Etzelberg, Matt Greenberg, Kevin Rothball															

Officials: Bryan Enterline, Maj Forsberg, Kevin Pethtel
Technical fouls: #7/6 Miss State-None. Arkansas-TEAM.
Attendance: 2263
Tickets Scanned: 1535

Score by periods	1st	2nd	3rd	4th	Total						
#7/6 Miss State	28	22	23	20	93	Points	In	Off	2nd	Fast	
Arkansas	17	16	8	28	69	Paint	Paint	T/O	Chance	Break	Bench
						MS	62	14	22	15	18
						AR	40	14	6	15	21

Last FG - MS 4th-01:42, AR 4th-01:00.
Largest lead - MS by 34 4th-09:01, AR by 1 1st-08:45.
MS led for 39:14, AR led for 00:22. Game was tied for 00:24.
Score tied - 0 times.
Lead changed - 2 times.

GAME 16

7/6 GEORGIA
MISSISSIPPI ST.

MISSISSIPPI STATE BULLDOGS

(13-1 Overall, 1-0 SEC)

Head Coach: Vic Schaefer (7th Season)
Associate Head Coach: Johnnie Harris (7th Season)
Assistant Coach: Dionnah Jackson-Durrett (4th Season)
Assistant Coach: Elena Lovato (1st Season, 3rd Overall)

	1 • MYAH TAYLOR G • 5-7 • R-Fr. Olive Branch, Miss. (Olive Branch HS)	PPG RPG APG FG% 3FG% FT% 2018-19 4.6 1.2 2.9 .420 .318 .667 Career 4.6 1.2 2.9 .420 .318 .667	<ul style="list-style-type: none"> • SEC First-Year Honor Roll • Tallied season highs w/ 10 pts., 6 assts., 3 stls. vs. Furman • Matched her season high with 6 assts. vs. Jackson St. • Scored 9 pts. and tallied 6 assts. vs. Louisiana
	2 • ANDRA ESPINOZA-HUNTER <i>(AHN-drah)</i> G • 5-11 • So. Ossining, N.Y. (Ossining HS/UConn)	PPG RPG APG FG% 3FG% FT% 2018-19 7.1 1.3 0.8 .385 .346 1.000 Career^(ALL) 5.3 0.9 0.6 .385 .349 1.000	<ul style="list-style-type: none"> • Granted NCAA waiver to play this season on Nov. 7 • Made her MSU debut at Virginia, tying for a team high with 13 pts. • Season high 16 pts. vs. Coppin St.
	4 • JESSIKA CARTER F/C • 6-5 • Fr. Waverly Hall, Ga. (Harrison Central HS)	PPG RPG BPG FG% 3FG% FT% 2018-19 5.3 4.6 1.7 .534 .000 .480 2018-19 5.3 4.6 1.7 .534 .000 .480	<ul style="list-style-type: none"> • 6th in SEC in blocks per game (1.6 bpg) • Swatted 23 shots, 6th in SEC • Tallied 10 pts., 8 rbd., 4 blks. against Lamar • 16 pts., 8 rbd., 5 blks. 7-of-9 FG vs. Coppin St. • Blocked a season-high 6 shots vs. Jackson St.
	5 • ANRIEL HOWARD <i>(ANN-ree-el)</i> F • 5-11 • Gr. Atlanta, Ga. (Westlake HS/Texas A&M)	PPG RPG APG FG% 3FG% FT% 2018-19 15.5 7.9 1.6 .549 .346 .702 Career^(ALL) 9.9 9.6 1.2 .452 .328 .691	<ul style="list-style-type: none"> • Preseason All-SEC by league media and coaches • Katrina McClain Award Watch List (nation's top power forward) • Wooden Award and Naismith Trophy Watch Lists • Scored career-high 30 pts. at Oregon • 5th NCAA DI, 2nd SEC, in active career rebounds (1,113) • Scored her 1,000th-career pt. vs. Jackson St. (1,147 pts.)
	10 • JAZZMUN HOLMES G • 5-8 • Sr. Gulfport, Miss. (Harrison Central HS)	PPG RPG APG FG% 3FG% FT% 2018-19 8.0 1.9 5.2 .480 .400 .844 Career 3.6 1.3 2.8 .405 .237 .781	<ul style="list-style-type: none"> • Leads nation in assist/turnover ratio (4.9) • 4th in league with 5.3 apg • Scored a career-high 17 points to lead all scorers at Texas • 6th among active SEC players with 348 career assists • 9th among active SEC players in career steals (118) • Dished a career-best 13 assists against Marquette
	11 • XARIA WIGGINS <i>(ZAR-ee-ah)</i> G/F • 6-1 • Fr. Virginia Beach, Va. (Princess Anne HS)	PPG RPG APG FG% 3FG% FT% 2018-19 3.7 1.6 1.0 .237 .269 .579 Career 3.7 1.6 1.0 .237 .269 .579	<ul style="list-style-type: none"> • Collected 3 steals in her MSU debut • Tallied 8 pts. vs. Lamar • Scored a season-high 9 pts. vs. Jackson St. • Set season highs with 10 pts. and 6 rbd. vs. Louisiana
	13 • PROMISE TAYLOR C • 6-5 • So. Issaquah, Wash. (Sammamish HS/Ole Miss)	PPG RPG BPG FG% 3FG% FT% 2018-19 Career^(OM) 8.3 6.0 2.6 .607 .000 .479	<ul style="list-style-type: none"> • 2018 SEC All-Freshman Team while playing at Ole Miss • Ranked 3rd in the SEC with 2.6 bpg as a freshman • Made an SEC-best 65.5% from the field in league play last season,
	15 • TEAIRA MCCOWAN <i>(Tee-AIR-ah)</i> C • 6-7 • Sr. Brenham, Texas (Brenham HS)	PPG RPG BPG FG% 3FG% FT% 2018-19 16.7 12.5 2.8 .706 .000 .750 Career 11.9 9.3 1.7 .587 .000 .647	<ul style="list-style-type: none"> • SEC Preseason Player of the Year by league media and coaches • Wooden, Naismith, Wade, Lisa Leslie Watch Lists • 1,200 career rbd. — MSU career record holder • 50-career double-doubles, 4th among active DI players & 1st SEC • 3rd DI in blocked shots (40), 4th in FG% (70.1%) • Averaging a career-low 2.3 fouls per game and career-high 2.9 bpg
	20 • NYAH TATE G • 6-0 • So. Terry, Miss. (Terry HS)	PPG RPG APG FG% 3FG% FT% 2018-19 1.4 1.0 0.4 .429 .500 .000 Career 1.5 0.5 0.1 .444 .500 .500	<ul style="list-style-type: none"> • 2018 SEC First Year Honor Roll • Saw her 1st action of the season vs. Jackson St., matching her career high with 5 pts.
	23 • BRE'AMBER SCOTT G • 5-11 • So. Little Rock, Ark. (Central HS)	PPG RPG APG FG% 3FG% FT% 2018-19 7.0 1.7 1.3 .534 .529 .844 Career 3.7 1.2 0.7 .457 .333 .772	<ul style="list-style-type: none"> • 84.3% from the free throw line this year (27-of-32) • Tied for 5th in the SEC in asst./turnover ratio (2.5) • Recorded her first double-digit scoring game with 10 pts. vs. Coppin State • Tallied 13 pts. on 5-of-6 shooting vs. Little Rock in her hometown • Scored a career-high 21 pts. on 5-of-6 3FG shooting vs. Louisiana
	24 • JORDAN DANBERRY G • 5-8 • Sr. Conway, Ark. (Conway HS/Arkansas)	PPG RPG APG FG% 3FG% FT% 2018-19 13.1 3.6 3.5 .531 .000 .643 Career^(ALL) 6.1 2.4 1.9 .400 .176 .623	<ul style="list-style-type: none"> • 2018 SEC Academic Honor Roll • 2018 NCAA Elite 90 Award (Top GPA at the Final Four) • 10th in SEC in assists (3.5 apg); 13th in asst./turnover ratio (2.0) • Double-figure pts. in 12 of 14 games this season • Scored a career-high 26 pts. at Arkansas • Averaging 14.7 ppg over her last 9 contests
	25 • ZION CAMPBELL C • 6-3 • R-Jr. Washington, D.C. (Riverdale Baptist School)	PPG RPG BPG FG% 3FG% FT% 2018-19 0.5 1.4 0.2 .500 .000 .667 Career 1.4 1.8 0.3 .650 .000 .577	<ul style="list-style-type: none"> • Twice named to the SEC Academic Honor Roll
	55 • CHLOE BIBBY F • 6-1 • So. Warracknabeal, Australia (Rowville Secondary)	PPG RPG APG FG% 3FG% FT% 2018-19 11.6 4.4 1.6 .492 .459 .833 Career 6.0 2.7 0.7 .432 .498 .822	<ul style="list-style-type: none"> • 3rd in SEC, 25th in Division I in 3FG% (45.9%) • 8th in SEC in 3FG made (28) after making 15 all of last year • Averages 2.0 3FG made per game, 8th in SEC • Scored double figures in 11 of 14 games this season • Notched 1st 20-point game with career-high 21 vs. Furman • Had 15 pts. (5-7 FG, 3-4 3FG) and career-high 8 rbd. at Little Rock