



MISSISSIPPI STATE BULLDOGS WOMEN'S BASKETBALL GAME NOTES

HAILSTATE.COM • @HAILSTATEWBK

GAME 22 • OLE MISS

SCHEDULE/RESULTS

OVERALL RECORD.....	21-0
SEC.....	7-0
NON-CONFERENCE.....	14-0
HOME.....	12-0
AWAY.....	4-0
NEUTRAL.....	5-0

DATE	MSU	OPP	OPPONENT	TV	TIME/RESULTS
N10	7/4	RV/RV	VIRGINIA	SECN+	W, 68-53
N16	7/4	NR/NR	GEORGIA STATE	SECN+	W, 106-50
N19	7/4	NR/NR	SOUTHERN MISS	SECN+	W, 91-56
N23	7/3	24/RV	^ vs. Arizona State		W, 65-57
N24	7/3	NR/NR	^ vs. Columbia		W, 90-54
N25	7/3	RV/NR	^ vs. Green Bay		W, 67-46
N29	6/3	NR/NR	% vs. Louisiana-Lafayette		W, 94-37
D3	6/3	RV/NR	# OKLAHOMA STATE	SEC Network	W, 79-76
D10	6/3	NR/NR	LITTLE ROCK	SECN+	W, 86-48
D13	5/3	9/9	OREGON	SEC Network	W, 90-79
D17	5/3	NR/NR	MAINE	SECN+	W, 83-43
D20	5/3	NR/NR	\$ at UNLV		W, 103-63
D21	5/3	RV/22	\$ vs. Syracuse		W, 76-65
D28	5/3	NR/NR	MISSISSIPPI VALLEY ST.	SECN+	W, 112-36
D31	5/3	NR/RV	* at Georgia	SEC Network	W, 86-62
J4	5/3	NR/NR	* ARKANSAS	SEC Network	W, 111-69
J7	5/3	NR/NR	* at LSU	SEC Network	W, 83-70
J11	4/3	NR/NR	* OLE MISS	SEC Network	W, 76-45
J14	4/3	NR/NR	* ALABAMA	ESPNU	W, 75-61
J21	3/3	6/7	* at Tennessee	ESPN2	W, 71-52
J25	2/2	NR/NR	* FLORIDA	SEC Network	W, 90-53
J28	2/2	NR/NR	* at Ole Miss	ESPNU	1 p.m.
F1			* at Missouri	SEC Network	7:30 p.m.
F5			* SOUTH CAROLINA	ESPN2	6 p.m.
F8			* at Florida	SECN+	6 p.m.
F11			* KENTUCKY	ESPNU	1 p.m.
F15			* at Vanderbilt	SEC Network	7:30 p.m.
F18			* TEXAS A&M	ESPNU/ESPN2	1/4 p.m.
F22			* AUBURN	SECN+	7 p.m.
F25			* at Kentucky	ESPNU/ESPN2	11 a.m./3 p.m.
F28-M4			SEC Tournament (Nashville, Tenn.)		
M16-19			NCAA First/Second Rounds		
M23-26			NCAA Regionals		
M30 & A1			NCAA Women's Final Four (Columbus, Ohio)		

All Times Central

Home Games In **BOLD CAPS**

^ — Cancun Challenge (Cancun, Mexico.)

% — Mississippi Coliseum (Jackson, Miss.)

— Big 12/SEC Challenge

\$ — Duel In The Desert (Cox Pavilion - Las Vegas, Nev.)

* — SEC Game

NO. 2/2 MISSISSIPPI STATE BULLDOGS vs. OLE MISS REBELS

JANUARY 28, 2018 • OXFORD, MISS. • THE PAVILION AT OLE MISS



MISSISSIPPI STATE

Record 21-0 (7-0 SEC)
 Rankings (AP/Coaches) 2/2
 Head Coach Vic Schaefer (6th Season)
 Record At MSU 145-51



OLE MISS

Record 11-9 (1-6 SEC)
 Rankings (AP/Coaches) NR/NR
 Head Coach Matt Insell (5th Season)
 Record At UM 69-77

BULLDOG BITES...

- Mississippi State claimed the best start in school history as it won its 21st-straight game Thursday against Florida.
- MSU's 7-0 SEC mark is also its best start in league play.
- State has won 8-straight against Ole Miss, including 3 in a row in Oxford. The State seniors are 7-0 against the Rebels.
- A win would be the Bulldog seniors' 111th-career win, tying last season's group as the winningest class in MSU history.
- MSU is 4th in the nation in scoring offense at 85.8 ppg. The Dawgs are averaging an SEC-best 84.6 ppg in league play.
- State is shooting 48.4% from the field, 2nd-best in the SEC. The Dawgs are tops in league games at 49.8%.
- MSU also leads the SEC in scoring defense, holding foes to 56.0 ppg this season and 58.9 ppg in league games.
- MSU is 1 of 3 teams (Baylor, UConn) to rank in the Top 10 in the nation in offense and Top 20 in defense.
- State turns the ball over just 11.8 times per game, 6th-fewest in the nation. MSU is 4th in DI with a +8.5 turnover margin and averages 24.6 ppg off opponent miscues this season.
- Teaira McCowan joined the 1,000-point club on Thursday with 23 points against Florida. She is 8 rebounds from becoming the 6th MSU player to reach 1,000 pts. and 750 rbs.
- In SEC games, McCowan is T1st in the conference in scoring (22.0 ppg) and tops in rebounding (13.7 rpg). She is 3rd in scoring for the season (20.6 ppg).
- Victoria Vivians, who is 1 of 3 MSU players in the 2,000-point club, has averaged 15.1 ppg in her career against Ole Miss.
- Blair Schaefer is averaging 11.0 ppg and shooting 52% (13-of-25) from 3-point range the last 4 games. Schaefer leads the SEC making 3.1 3's per conference game.
- Ro Johnson's 2.4 spg in SEC play is 3rd in the league.

GAME INFORMATION

Time 1:02 p.m. CT
 Location Oxford, Miss.
 Arena The Pavilion at Ole Miss

BROADCAST INFORMATION

Online..... ESPNU
 PxP Roy Philpott
 Analyst..... Brooke Weisbrod
 Radio..... MSU Radio Network
 PxP Jason Crowder
 Analyst..... Charlie Winfield

SERIES HISTORY

Ole Miss (UM leads 63-31)
 At MSU: UM leads 24-18
 At Ole Miss: UM leads 32-12
 At Neutral Sites: UM leads 7-1

LAST 10 MEETINGS

1/11/2018	W	76-45	H
2/12/2017	W	66-44	A
1/16/2017	W	73-62	H
2/21/2016	W	60-51	A
1/18/2016	W	79-51	H
3/1/2015	W	55-47	H
1/22/2015	W	64-62	A
2/23/2014	W	72-70 (OT)	H
1/23/2014	L	87-85 (OT)	A
2/14/2013	L	51-65	A

#HailStateHoops Media Relations Contacts

Brock Turnipseed (Primary Contact)

Office: (662) 325-7556

Cell: (662) 295-3037

Email: bturnipseed@athletics.msstate.edu

Abby Hunt (Secondary Contact)

Office: (662) 325-7556

Cell: (662) 523-6279

Email: ahunt@athletics.msstate.edu

PROJECTED STARTING LINEUP (Based On Previous Game)



11 • ROSHUNDA JOHNSON (5-7 • G • RSR. • LITTLE ROCK, ARK.)

PPG RBD AST BLK STL FG% 3FG% FT%
 11.8 3.3 2.7 0.1 2.4 .425 .406 .857

- 12.0 ppg in SEC contests; 10+ pts. 6 of last 8 gms.
- 3rd in SEC games in asst./turnover ratio (2.6)



15 • TEAIRA MCCOWAN (6-7 • C • JR. • BRENHAM, TEXAS)

PPG RBD AST BLK STL FG% 3FG% FT%
 20.6 12.9 0.4 2.0 0.8 .644 .000 .603

- 15 double-doubles - 1st SEC, 4th NCAA DI
- Scored her 1,000th-career pt. in 23-pt. effort vs. Florida



1 • BLAIR SCHAEFER (5-7 • G • SR. • STARKVILLE, MISS.)

PPG RBD AST BLK STL FG% 3FG% FT%
 9.4 2.0 2.2 0.1 0.5 .385 .410 .905

- 3.1 3FG/game, 44.9% from 3FG range in SEC play
- T1st on team with 13 charges taken



35 • VICTORIA VIVIAN (6-1 • G • SR. • CARTHAGE, MISS.)

PPG RBD AST BLK STL FG% 3FG% FT%
 19.4 6.0 2.1 0.3 1.6 .524 .400 .831

- 4th in SEC in scoring (19.4 ppg)
- 10 20+ pt. games this season, 6 in last 10 games



2 • MORGAN WILLIAMS (5-5 • G • SR. • BIRMINGHAM, ALA.)

PPG RBD AST BLK STL FG% 3FG% FT%
 7.2 1.6 4.7 0.1 0.8 .393 .231 .844

- 1st SEC, 2nd DI in asst./turnover ratio (4.5)
- MSU career FT% leader (84.3%)

MISSISSIPPI STATE 2017-18 RADIO/TV ROSTER



1 BLAIR SCHAEFER
G • 5-7 • Sr. • Starkville, Miss.



2 MORGAN WILLIAM
G • 5-5 • Sr. • Birmingham, Ala.



3 MYAH TAYLOR
G • 5-7 • Fr. • Olive Branch, Miss.



10 JAZZMUN HOLMES
G • 5-8 • Jr. • Gulfport, Miss.



11 ROSHUNDA JOHNSON
G • 5-7 • R-Sr. • Little Rock, Ark.




12 JACAIRA "IGGY" ALLEN
G • 5-10 • So. • Pompano Beach, Fla.



15 TEAIRA MCCOWAN
C • 6-7 • Jr. • Brenham, Texas



20 NYAH TATE
G • 6-0 • Fr. • Terry, Miss.



21 JONIKA GARVIN
F • 6-0 • Jr. • Lake Worth, Fla.



23 BRE'AMBER SCOTT
G • 5-11 • Fr. • Little Rock, Ark.




24 JORDAN DANBERRY
G • 5-8 • Jr. • Conway, Ark.



25 ZION CAMPBELL
C • 6-3 • R-So. • Washington, D.C.



35 VICTORIA VIVIAN
G • 6-1 • Sr. • Carthage, Miss.



55 CHLOE BIBBY
F • 6-1 • Fr. • Warracknabeal, Australia




VIC SCHAEFER
Head Coach
6th Season at MSU



JOHNNIE HARRIS
Associate Head Coach
6th Season at MSU



DIONNAH JACKSON-DURRETT
Assistant Coach
3rd Season at MSU



CARLY THIBAUT-DUDONIS
Assistant Coach
2nd Season at MSU

PRONUNCIATIONS

Jacaira Allen
Juh-CAR-ee-ah
Jonika Garvin
John-eh-kah
Dionnah Jackson-Durrett
Dee-AHN-ah Jackson-DUR-et
Teaira McCowan
Tee-AIR-ah Mah-COW-ahn
Carly Thibault-DuDonis
TEE-bow-Do-DON-is
Victoria Vivians
VUH-vee-ans
Morgan William
William (no "s" at the end)

MISSISSIPPI STATE 2017-18 NUMERICAL ROSTER

No.	Player	Pos.	Ht.	Cl.	Exp.	Hometown (High School/Previous School)
1	Blair Schaefer	G	5-7	Sr.	3L	Starkville, Miss. (Starkville HS)
2	Morgan William	G	5-5	Sr.	3L	Birmingham, Ala. (Shades Valley HS)
3	Myah Taylor	G	5-7	Fr.	HS	Olive Branch, Miss. (Olive Branch HS)
10	Jazzmun Holmes	G	5-8	Jr.	2L	Gulfport, Miss. (Harrison Central HS)
11	Roshunda "Ro" Johnson	G	5-7	RSr.	1L	Little Rock, Ark. (Parkview HS/Oklahoma St.)
12	Jacaira "Iggy" Allen	G	5-10	So.	1L	Pompano Beach, Fla. (Dillard HS)
15	Teaira McCowan	C	6-7	Jr.	2L	Brenham, Texas (Brenham HS)
20	Nyah Tate	G	6-0	Fr.	HS	Terry, Miss. (Terry HS)
21	Jonika Garvin	F	6-0	Jr.	JC	Lake Worth, Fla. (Lake Worth HS/Palm Beach State CC)
23	Bre'Amber Scott	G	5-11	Fr.	HS	Little Rock, Ark. (Central HS)
24	Jordan Danberry	G	5-8	Jr.	TR	Conway, Ark. (Conway HS/Arkansas)
25	Zion Campbell	C	6-3	RSr.	1L	Washington, D.C. (Riverdale Baptist School)
35	Victoria Vivians	G	6-1	Sr.	3L	Carthage, Miss. (Scott Central HS)
55	Chloe Bibby	F	6-1	Fr.	HS	Warracknabeal, Australia (Rowville Secondary College)

COACHING STAFF

Head Coach.....Vic Schaefer — 6th Season
Associate Head Coach.....Johnnie Harris — 6th Season
Assistant Coach.....Dionnah Jackson-Durrett — 3rd Season
Assistant Coach.....Carly Thibault — 2nd Season

Dir. of Operations.....Maryann Baker — 6th Season
Dir. of Scouting/Video Coordinator.....Skylar Collins — 5th Season
Head Strength & Conditioning Coach.....Marci Hoppa — 1st Season
Certified Athletic Trainer.....Julie Martin — 1st Season

ASSOCIATED PRESS TOP 25 POLL
January 22

Rk.	School	Rcd.	Pts.	Pvs.
1	UConn (32)	18-0	800	1
2	Mississippi State	20-0	764	3
3	Baylor	17-1	726	4
4	Louisville	20-1	703	2
5	Notre Dame	18-2	683	5
6	Texas	15-3	584	9
7	Oregon	18-3	568	7
8	Florida State	18-2	564	12
9	South Carolina	16-3	556	10
10	Tennessee	16-3	519	6
11	Missouri	17-2	497	11
12	Ohio State	16-3	462	8
13	UCLA	15-4	443	13
14	Maryland	16-3	394	14
15	Texas A&M	15-5	302	16
16	Michigan	17-4	297	19
17	Oregon State	14-5	269	18
18	Duke	15-5	222	15
19	Oklahoma State	14-4	203	24
20	West Virginia	16-4	202	17
21	Georgia	17-2	168	NR
22	Green Bay	17-2	164	23
23	California	14-5	120	21
24	TCU	13-5	43	NR
25	Arizona State	14-6	34	22

USA TODAY TOP 25 POLL
January 23

Rk.	School	Rcd.	Pts.	Pvs.
1	Connecticut (32)	18-0	800	1
2	Mississippi State	20-0	766	3
3	Baylor	17-1	725	4
4	Louisville	20-1	688	2
5	Notre Dame	18-2	674	5
6	Texas	15-3	622	9
7	South Carolina	16-3	572	10
8	Florida State	18-2	564	11
9	Oregon	18-3	561	6
10	Tennessee	16-3	486	7
11	Missouri	17-2	474	12
12	UCLA	15-4	459	13
13	Maryland	17-3	454	14
14	Ohio State	16-4	401	8
15	Texas A&M	16-5	328	17
16	Michigan	17-4	315	18
17	Oregon State	14-5	250	19
18	Duke	15-5	229	15
19	West Virginia	16-4	206	16
20	Georgia	17-2	197	24
21	Green Bay	17-2	179	22
22	Oklahoma State	14-4	140	NR
23	South Florida	15-5	40	23
24	TCU	13-5	37	NR
25	Iowa	15-5	31	20

WEEK-BY-WEEK RANKINGS

Week	AP	Coaches	NCAA RPI
Preseason	7	4	
Nov. 13	7	4	
Nov. 20	7	3	
Nov. 27	6	3	
Dec. 4	6	3	6
Dec. 11	5	3	6
Dec. 18	5	3	3
Dec. 25	5	3	3
Jan. 1	5	3	3
Jan. 8	4	3	3

Week	AP	Coaches	NCAA RPI
Jan. 15	3	3	3
Jan. 22	2	2	3

BULLDOG GAME-BY-GAME STARTERS

OPPONENT	GUARD	GUARD	GUARD	FORWARD	CENTER	RECORD
Virginia	William	Johnson	Schaefer	Vivians	McCowan	1-0
Georgia St.	William	Johnson	Schaefer	Vivians	McCowan	2-0
Southern Miss	William	Johnson	Schaefer	Vivians	McCowan	3-0
vs. Arizona St.	William	Johnson	Schaefer	Vivians	McCowan	4-0
vs. Columbia	William	Johnson	Schaefer	Vivians	McCowan	5-0
vs. Green Bay	William	Johnson	Schaefer	Vivians	McCowan	6-0
vs. Louisiana	William	Johnson	Schaefer	Vivians	McCowan	7-0
Oklahoma St.	William	Johnson	Schaefer	Vivians	McCowan	8-0
Little Rock	William	Johnson	Schaefer	Vivians	McCowan	9-0
Oregon	William	Johnson	Schaefer	Vivians	McCowan	10-0
Maine	William	Johnson	Schaefer	Vivians	McCowan	11-0
at UNLV	William	Johnson	Schaefer	Vivians	McCowan	12-0
vs. Syracuse	William	Johnson	Schaefer	Vivians	McCowan	13-0
Miss. Valley St.	William	Johnson	Schaefer	Vivians	McCowan	14-0
at Georgia	William	Johnson	Schaefer	Vivians	McCowan	15-0
Arkansas	William	Johnson	Schaefer	Vivians	McCowan	16-0
at LSU	William	Johnson	Schaefer	Vivians	McCowan	17-0
Ole Miss	William	Johnson	Schaefer	Vivians	McCowan	18-0
Alabama	William	Johnson	Schaefer	Vivians	McCowan	19-0
at Tennessee	William	Johnson	Schaefer	Vivians	McCowan	20-0
Florida	William	Johnson	Schaefer	Vivians	McCowan	21-0
at Ole Miss						
at Missouri						
So. Carolina						
at Florida						
Kentucky						
at Vanderbilt						
Texas A&M						
Auburn						
at Kentucky						

MSU RECORD BY STARTING LINEUP

William, Johnson, Schaefer, Vivians, McCowan.....21-0

MSU-UM COMPARISON

	MSU	UM
SCORING		
	1,802	1,403
Points per game	85.8	70.2
Scoring margin	+29.9	+2.0
FIELD GOALS-ATT		
	666-1375	503-1232
Field goal pct	.484	.408
3 POINT FG-ATT		
	154-403	129-406
3-point FG pct	.382	.318
3-pt FG made per game	7.3	6.5
FREE THROWS-ATT		
	316-429	268-394
Free throw pct	.737	.680
FT made per game	15.0	13.4
REBOUNDS		
	830	748
Rebounds per game	39.5	37.4
Rebounding margin	+7.4	-4.1
ASSISTS		
	356	267
Assists per game	17.0	13.4
TURNOVERS		
	243	290
Turnovers per game	11.6	14.5
Turnover margin	+8.9	+1.0
Assist/turnover ratio	1.5	0.9
STEALS		
	191	133
Steals per game	9.1	6.7
BLOCKS		
	84	100
Blocks per game	4.0	5.0

MSU - UM STATISTICAL LEADERS

	MSU	UM
SCORING		
	McCowan (20.6 ppg)	Muhammad (17.9 ppg)
REBOUNDING		
	McCowan (12.9 rpg)	Taylor (6.1 rpg)
ASSISTS		
	William (4.7 apg)	Alston (4.7 apg)
BLOCKS		
	McCowan (2.0 bpg)	Taylor (2.8 bpg)
STEALS		
	Johnson (2.4 spg)	Muhammad (1.8 spg)

BULLDOGS IN WINS VS. LOSSES

Category	Wins	Losses
Points per game	85.8	—
Opp. points per game	56.0	—
FG pct.	.484	—
Opp. field goal pct.	.385	—
3 pt. FG pct.	.382	—
Opp. 3 pt. FG pct.	.294	—
Free throw pct.	.737	—
Rebounds per game	39.5	—
Rebound margin	+7.4	—
Assists per game	17.0	—
Turnovers per game	11.6	—
Turnover margin	+8.9	—
Steals per game	9.1	—
Blocks per game	4.0	—

**SEC STANDINGS (THROUGH 1/25)**

TEAM	SEC			OVERALL		
	W	L	PCT.	W	L	PCT.
Mississippi State	7	0	1.000	21	0	1.000
Georgia	6	1	.857	18	2	.900
South Carolina	6	2	.857	17	3	.850
Missouri	5	2	.714	17	3	.850
Tennessee	5	2	.714	17	3	.850
Texas A&M	5	2	.714	16	5	.762
LSU	4	3	.571	12	6	.667
Alabama	4	4	.500	14	7	.667
Auburn	1	6	.286	11	9	.550
Florida	2	6	.250	10	11	.476
Arkansas	2	6	.250	11	10	.524
Kentucky	2	5	.167	9	11	.450
Ole Miss	1	6	.143	11	9	.550
Vanderbilt	1	6	.143	5	16	.238

2017-18 SEC PRESEASON POLLS**MEDIA**

1. South Carolina
2. Mississippi State
3. Missouri
4. Tennessee
5. Texas A&M
6. Kentucky
7. LSU
8. Georgia
9. Alabama
10. Auburn
11. Vanderbilt
12. Florida
13. Ole Miss
14. Arkansas

COACHES

1. South Carolina
2. Mississippi State
3. Missouri
4. Texas A&M
5. Tennessee
6. Kentucky
7. LSU
8. Georgia
9. Alabama
10. Vanderbilt
11. Auburn
12. Ole Miss
13. Florida
14. Arkansas

2017-18 PRESEASON ALL-SEC**MEDIA**

Victoria Vivians, Mississippi State
Morgan William, Mississippi State
 Sophie Cunningham, Missouri
 A'ja Wilson, South Carolina
 Mercedes Russell, Tennessee

COACHES**First Team All-SEC**

Raigyne Louis, LSU
Victoria Vivians, Mississippi State
Morgan William, Mississippi State
 Sophie Cunningham, Missouri
 A'ja Wilson, South Carolina
 Jaime Nared, Tennessee
 Mercedes Russell, Tennessee
 Khaalia Hillsman, Texas A&M

Second Team All-SEC

Caliya Robinson, Georgia
 Taylor Murray, Kentucky
 Shandricka Sessom, Ole Miss
Teaira McCowan, Mississippi State
 Cierra Porter, Missouri
 Jordan Frericks, Missouri
 Tyasha Harris, South Carolina
 Anriel Howard, Texas A&M
 Danni Williams, Texas A&M

BULLDOGS OPEN 2-GAME ROAD TRIP SUNDAY IN OXFORD

- Mississippi State wraps the opening month of SEC play with a trip to Oxford for the season's second contest against in-state rival Ole Miss.
- It begins a 2-game road trip for State, who travels to No. 11 Missouri on Thursday.

BULLDOGS VS. REBELS

- Mississippi State and Ole Miss meet for the 2nd time this season and the 95th time overall. MSU won its 8th-straight in the series with a 76-45 win in Starkville on Jan. 11. Teaira McCowan sparked State's largest margin of victory in the series by making a school-record 92.3% from the field (12-of-13) for 25 points and 13 rebounds. Victoria Vivians tallied 15 points and 8 rebounds, while Blair Schaefer added 14 points.
- MSU's senior class is 7-0 against the Rebels, and State has won 16 of the last 19 in the series, including both meetings in The Pavilion.

GET TO KNOW THE OPPONENT

- Ole Miss fell to 11-9 on the year and 1-6 in SEC play with a 75-66 road setback at No. 10 Tennessee on Thursday. It was the Rebels' 4th-straight defeat.
- Madinah Muhammad, who had 31 points in Knoxville, leads Ole Miss with 17.9 ppg on the season and 17.9 ppg in league play. Alissa Alston averages 13.6 ppg in conference games.

LAST TIME OUT FOR MSU

- Mississippi State used a strong second-half performance to roll past Florida for a 90-53 victory Thursday night in Starkville. MSU forced 14 UF turnovers in the second half, scoring 21 points off those turnovers. State scored 27 points off 23 Gator turnovers in the game.
- Teaira McCowan scored 17 of her 23 points in the second half as MSU out-scored Florida 55-30 in the third and fourth quarters. Victoria Vivians tallied 17 points and Blair Schaefer had 15 in the win.

SENIORS CLAIM WIN NO. 100

- Last year's senior class (Ketara Chapel, Dominique Dillingham, Chinwe Okorie and Breanna Richardson) won a school-record 111 games, but seniors Blair Schaefer, Victoria Vivians and Morgan William can match that total after claiming their 110th-career win against Florida.
- They picked up their 100th-career win against Maine on Dec. 17.
- Their 110 victories since 2014-15 are 2nd in the SEC and 6th-most nationally.
- They are 42-13 in SEC play, the 2nd-most wins in the league in that span. The class is on track to win double digit SEC games all 4 seasons. Prior to their freshman season (2014-15), MSU had only won 10 or more league games once (2002-03).

MOST WINS IN DIVISION I SINCE 2014-15 (THROUGH JAN. 25)

1. UConn	131
2. Notre Dame	121
3. Baylor	120
4. South Carolina	117
5. Maryland	115
6. Mississippi State	110
7. FGCU	109

OFF TO A HOT START

- The Florida win also gave this year's squad the best start in program history at 21-0.
- It is the 5th-straight 20-win season for State. MSU only had 4 20-win years prior to Vic Schaefer's tenure.
- The 21 victories are tied with Louisville for most in the nation.
- The Bulldogs and UConn are the only 2 teams in the nation without a loss.
- MSU's 7-0 SEC start is also the best in school history. It also matches last season's squad for the longest conference win streak in program annals.

MSU MAKE HISTORY WITH RISE TO NO. 2

- State rose to No. 2 in this week's Associated Press Top 25 Poll, the Bulldogs' highest ranking in the poll. MSU has now been in the AP Top 25 67-straight weeks, the nation's 6th-longest active streak. It earned a 31st-consecutive week in the Top 10, the 5th-longest active streak in the country. MSU's 7-straight weeks in the Top 5 is the 4th-longest current run.
- MSU is also No. 2 in this week's USA Today Coaches Poll, its 64th-straight week in the poll. It matches the program-best No. 2 ranking State received in last season's final poll.
- Mississippi State was also the No. 2 overall seed in the first NCAA Committee Top 16 Ranking.

DAWGS TAKE DOWN ANOTHER TOP 10 FOE

- The Tennessee win was State's 2nd of the year against a Top 10 foe and the 5th against a team in the Top 10 since the start of 2016-17. By comparison, MSU had only defeated a Top 10 team 7 times prior. Last season's Final Four win against UConn was the program's first against a team ranked No. 1.
- This season, State has defeated 8 opponents that have been either ranked or receiving votes.

BULLDOGS PILING UP SEC POW AWARDS

- Teaira McCowan and Victoria Vivians have combined to win 5 SEC Player of the Week awards this season. McCowan has earned it 3 times (11/21, 12/19, 1/2), tying her with LaToya Thomas (2002) for the school record. McCowan has also been named to the NCAA Starting 5 twice this season.
- Vivians received it and USBWA National Player of the Week on Dec. 26, and she was also the league player of the week on Dec. 5.



BULLDOGS THE NCAA TEAM OF THE WEEK

- State's Dec. 13 win against then-No. 9 Oregon and a Dec. 17 victory against Maine earned Mississippi State NCAA Team of the Week honors. It is the 3rd-straight year State has claimed the accolade.

FINDING RARE ROAD SEC SUCCESS

- MSU won at Tennessee for the 2nd-straight year and the 2nd time in program history.
- The Dawgs are 9-2 in road SEC games going back to last season.
- State earned its 2nd-straight win at LSU on Jan. 7. It was the 3rd overall, with the inaugural win coming in 2009. MSU has won 4 games vs. LSU under Vic Schaefer after winning just 6 before his arrival.
- The Dec. 31 win at Georgia marked MSU's first victory in Athens since 2002, and the 24-point win was the largest for State in the series since 1978.

ENDING GAMES ON A STRONG NOTE

- State out-scored Florida 55-30 in the 2nd half Thursday. In the final 2 quarters of SEC games, State is out-scoring foes 310-211 (44.3 ppg-30.1 ppg) and shooting 54.5% from the field.
- MSU held Tennessee to a season-low 8 points and 2 FG in the 4th quarter.

BULLDOGS SCORING THE BASKETBALL

- After setting the school season scoring record a year ago (2,961 points), MSU is scoring at an 85.8 clip that is best in the SEC and 4th in the country.
- In SEC play, the Bulldogs also lead with 84.6 ppg.
- Thursday was State's 13th game with 80 or more points. Last year's squad reached 80 12 times.
- MSU has scored 75+ points in 17 games. Last year's squad did it 19 times. State is 58-2 since 2014-15 when scoring 75 or more points in a game.
- MSU scored its most-ever points in an SEC game with 111 against Arkansas on Jan. 4.
- The Bulldogs are scoring 119.4 points per 100 possessions 2nd in the nation according to HerHoopStats.com. That compares to 78.5 points per 100 possessions for foes, 7th-best nationally.

DAWG TOUGH DEFENSE

- MSU has also been tough to score on, rating 1st in the SEC, 20th in DI, in scoring defense (56.0 ppg).
- In SEC play, State allows a league-low 58.9 ppg.
- After giving up 67.0 ppg on 49.9% shooting in the 1st 3 SEC games, MSU has surrendered 52.8 ppg on 37.6% shooting the last 4 league contests.
- MSU held Tennessee to a season-low 52 points and has kept 13 of 21 foes below 60 points this season. Since 2014-15, MSU is 71-4 when keeping opponents to 60 points or less.
- State has kept 17 foes to 65 or fewer points. It is 120-23 under Schaefer when doing so.
- The Bulldogs are 1 of 3 teams in the nation to rank in the Top 10 in DI in scoring offense and Top 20 in scoring defense (Baylor and UConn).

STATE HITTING SHOTS FROM THE FIELD

- MSU has shot 40% or higher from the field 19 times this year, including the last 15 contests.
- MSU is tops in SEC play at 49.8%. For the year, it is 2nd in the SEC and 9th in Division I sinking 48.4%.
- The Dawgs are 61-5 under Schaefer when making 45% or higher from the field.
- State has shot 50% or higher 8 times, including 60% or better twice. MSU hit a school-record 65.6% against Georgia State (Nov. 16).

GOING DOWNTOWN

- State has shot an SEC 2nd-best 38.2% from 3-point range this season, but in SEC play is making 41.3%, 2nd-best in the league.
- MSU has made a 3-pointer in 27-straight games.
- The Dawgs are making an SEC 2nd-most 7.4 triples per game in league play.
- MSU has made 154 3-pointers through the first 20 games. Last year, State made 209.
- MSU has made 10-plus 3-pointers 6 times this season, the most since 2009-10 (6 times).

GETTING IT DONE AT THE CHARITY STRIPE

- MSU rates 13th nationally in free throws made (307) and 24th in attempts (417).
- State has made 40 more freebies than opponents have attempted and has been to the line 10-plus times in all 21 games.
- The last 3 games MSU is 55-of-68 (80.9%).
- After making 72.4% at the line in non-conference play, State is hitting 76.8% in league games, 3rd-best in the conference.
- In the last 5 minutes of SEC games, State is 16-of-18 (88.9%).

BULLDOGS PUT ON THE PRESSURE

- MSU forces opponent mistakes on 25% of their possessions according to HerHoopStats.com.
- State has forced 15 or more turnovers in 18 of 21 games and 20 turnovers 12 times this season.
- The Bulldogs force 20.4 turnovers per game, 2nd-most in the SEC and 30th in Division I.
- MSU averages 24.7 ppg off opponent miscues while giving up 8.8 ppg off its own turnovers. The Dawgs score 22.3 ppg off turnovers in SEC play.
- Since 2014-15, MSU is 74-3 when tallying 20 or more points off turnovers. The last 3 seasons the Bulldogs are 55-0 when doing so.

STATE PROTECTS AND DISHES THE ROCK

- On the other hand, State gives the ball away just 11.6 times per game, fewest in the SEC and 6th-lowest in Division I. It averages just 10.3 turnovers per SEC game, also fewest in the league.
- Via HerHoopStats.com, MSU turns the ball over just 13.3% of its possessions, 5th nationally.
- State has claimed a +8.9 turnover margin that is 1st in the league and 4th in the nation.
- MSU is 124-26 under Schaefer, 96-13 since 2014-15, when winning the turnover battle.
- MSU also dishes the basketball, assisting on 53.5% of its made field goals. It is 3rd in the SEC and 20th in DI averaging 17.0 apg this season.
- MSU owns a 1.5 assist/turnover ratio that's 1st in the SEC, 7th in DI. Its 1.6 ratio in league games is also 1st.

YEAR	ASST.	A/G	A%	TO	TO/G	TO%	RATIO
2017-18	356	17.0	.535	243	11.6	.133	1.5
2016-17	574	14.7	.532	499	12.8	.151	1.2
2015-16	479	13.3	.529	529	14.7	.168	0.9
2014-15	448	13.2	.588	552	16.2	.180	0.8

- After dishing 7 assists with no turnovers against Florida, Morgan William is 2nd nationally with a 4.5 assist/turnover ratio.
- William is also tops in SEC games (3.9), while Ro Johnson is 3rd with a 2.6 ratio.

WILLIAM, VIVIAN, MCCOWAN ON NATIONAL LISTS

- Victoria Vivians, Morgan William and Teaira McCowan are on the Naismith Trophy Top 50 list.
- Vivians and William are also up for the Wade Trophy, while McCowan joins Vivians in the Top 25 for the Wooden Award.

- Vivians and William were also named to the Senior CLASS Award Top 30 candidates list.
- State is 1 of 4 programs with 2 or more players on the Wade list, and its 3 nominees for the Naismith tied for 3rd-most of the teams selected.
- Vivians was tabbed to the Ann Meyers Drysdale Award Watch List (nation's top shooting guard), William to the Nancy Lieberman Award Watch List (nation's top point guard) and McCowan to the Lisa Leslie Award (country's top center) watch list.

TEAIRA JOINS VIVIAN, WILLIAM IN 1K CLUB

- McCowan scored her 1,000th point as a Bulldog against Florida, joining Vivians and William as current Bulldogs in the 1,000-point club.
- Vivians became the 3rd MSU player to score 2,000-career points with her 11 opening-half points against Syracuse on Dec. 21. Her 2,161 points is tops among active SEC players and 3rd-most by a current Division I athlete.
- William is 12th at MSU with 1,234 points.

TEAIRA RISING THE MSU CAREER CHARTS

- With her 18 rebounds at Tennessee, McCowan moved into MSU's Top 10 in career rebounds. She is 7th with 742 for her career, 4 back of 6th.
- Eight rebounds will make McCowan just the 6th Bulldog to record 1,000 points and 750 rebounds for her career.
- She also sits atop State's career field goal percentage chart with 57.9% (414-of-715).
- Her 64.4% season tally would also be 1st at MSU.
- McCowan is also moving up the blocks career chart, rating 3rd with 145. She is 4th among current SEC players in blocks and 7th in rebounds.

MCCOWAN MAKING STRIDES ON OFFENSE

- McCowan could arguably be the most-improved player in the nation this season. Averaging 11.9 ppg more than last season, McCowan is 3rd in the SEC, 23rd nationally, in scoring at 20.6 ppg and tied for 1st in SEC games averaging 22.0 ppg.
- Her 64.4% rate from the field is 6th in the nation, 2nd in the SEC.
- Her 181 made field goals are 2nd in the country.
- In league play she is making 62% of her shots, good for 5th in the conference.
- McCowan was 12-of-13 against Ole Miss, a 92.3% tally that tied the school record she set last season against Florida.

TEAIRA MCCOWAN IN THE NATIONAL RANKS

CATEGORY	No.	SEC RANK	NCAA RANK
PPG	20.6	3	23
RPG	12.9	1	3
OFF RPG	6.0	1	2
FG%	.644	2	6
DBL-DBL	15	1	4

BIG T DOUBLES UP

- McCowan has 15 double-doubles this season after having 10 her first 2 years.
- She had 7-straight from Dec. 10-Jan. 11, the first Dawg to do so since LaToya Thomas in 2003, and has 10-plus rebounds in 18 of this season's 21 games after having 16 combined her freshman and sophomore campaigns.
- McCowan is 3rd in the nation with 12.9 rpg. She is also tops in the SEC in league games with 13.7 rpg.
- Her 6.0 offensive rpg this year is 2nd in the nation.
- McCowan pulls down an offensive board 23.6% of her chances, the nation's 2nd-best percentage.

T & T ARE DY-NO-MITE

- McCowan and Vivians have scored 46.6% of MSU's points. The duo combine for 40.0 ppg, the 2nd-best scoring duo among Power 5 conferences.
- They are the top-scoring duo in the SEC, with McCowan rating 3rd with 20.6 ppg and Vivians 4th with 19.4 ppg. In addition to McCowan's league-best 22.0 ppg in SEC play, Vivians is 6th with 18.6 ppg.
- The pair have scored 20 or more points in the same game 4 times this season.
- McCowan and Vivians had 35 and 30 points, respectively, against No. 9 Oregon, the first time State had two 30-point scorers in the same game since Dec. 31, 1992 (Charetta Robinson & Natasha Johnson vs. TCU). It was the first time since at least the turn of the millennium a team has had 2 30-point scorers in a game against a ranked opponent.

MCCOWAN AND VIVIAN'S IN FIRST 9 GAMES

McCOWAN	15.4 PPG	11.6 RPG	.625 FG%	.432 FT%
VIVIAN'S	19.0 PPG	6.0 RPG	.530 FG%	.366 3FG%

FROM OREGON TO PRESENT (12 GAMES)

McCOWAN	24.4 PPG	13.9 RPG	.654 FG%	.708 FT%
VIVIAN'S	19.7 PPG	5.9 RPG	.520 FG%	.426 3FG%

MCCOWAN PUTS UP THE 30-20 GAMES

- McCowan has notched 2 30-point, 20-rebound games (at LSU - Jan. 7 & vs. Louisiana - Nov. 29) this season.
- She is the only SEC player since at least 2000 to record 30 points and 20 boards in a game, and her 2 30-20 games is tied for 2nd-most by an NCAA Power 5 conference player in the last 15 seasons.
- She scored an MSU 8th-most 41 points against Mississippi Valley and made 19 field goals in the game, 2nd-most in school history and the most since 2002.
- McCowan is the 1st Power 5 conference player to have 35 points, 19 rebounds and 5 blocks in a game since Brittney Griner of Baylor on Jan. 30, 2013.

THE QUEEN OF ALL COURTS

- In high school, Victoria Vivians earned the nickname "Queen" for her heralded prep career. Now she can truly call herself the "Queen of All Courts" as she was voted Mississippi State's 2017 Homecoming Queen. Vivians received over 60% of the vote from the MSU student body.

VIVIAN'S OFF TO STELLAR START TO SENIOR YEAR

- Vivians is off to the best start of her career. In addition to her SEC 4th-best scoring avg., she is 8th in the league in FG% (52.4%) and FT% (83.1%), 9th in 3FG% (40%) and T10th in 3FG made (1.8).
- She has 20 double-digit scoring games this year, 112 for her career. She has 10 20-point outings this season and 42 during her time as a Bulldog.
- She is averaging 24.3 ppg this season, 17.7 ppg in her career, vs. ranked foes.
- She is 1 of 2 SEC players (10 Power 5 players) this season shooting 50% from the field, 40% from 3-point range and 80% from the free-throw line.

VICTORIA VIVIAN'S GROWTH ON OFFENSE

Year	PPG	FG%	3FG%	FT%	TS%
2017-18	19.4	.524	.400	.831	.617
2016-17	16.2	.371	.281	.761	.466
2015-16	17.1	.382	.309	.732	.469
2014-15	14.9	.368	.327	.746	.481

MO CONTINUES TO BE MAGNIFICENT AT THE LINE

- Morgan William continues to be stellar from the free-throw line, making 84.4% this season which is 4th in the SEC.
- In league play she has made 19 of her 22 tries for 86.4%.
- William could set the school single-season free-throw percentage record for the 3rd time in her career. She owns the Top 3 marks at MSU.
- She is State's career leader in percentage (84.3%) and 2nd in makes (478). Her percentage is 9th in SEC history and 8th among current DI players, while her 478 made freebies are 5th-most among active players nationally.

MO ALSO ATOP CAREER ASSISTS CHART

- William dished her 500th-career assist on Nov. 19. Fittingly, that assist went to her roommate, Blair Schaefer.
- William set the MSU season and career assists records last season, and with 578, she is the first MSU player to reach 500 assists. That total is 6th by an active Division I player and tops among current SEC players, 273 more than 2nd place.
- William added another accolade on Dec. 8 as she an SEC graduate patch now adorns her uniforms after she earned her bachelor's degree in kinesiology from MSU.

CAREER WATCH**SCORING**

	player	games	points	avg.
1	LaToya Thomas (2000-03)	125	2,981	23.8
2	Tan White (2002-05)	121	2,421	20.0
3	Victoria Vivians (2015-pres.)	130	2,161	16.6
10	Martha Alwal (2012-15)	124	1,328	10.7
11	Kunshing Sorrell (1987-88)	62	1,292	20.8
12	Morgan William (2015-pres.)	130	1,234	9.5
22	Tysheka Grimes (2007-10)	115	1,071	9.3
23	Diamber Johnson (2009-12)	126	1,052	8.3
24	Robin Porter (2006-09)	122	1,041	8.5
25	Dominique Dillingham (2014-2017)	139	1,013	7.3
--	Teaira McCowan (2016-pres.)	95	1,002	10.5

FIELD GOAL PERCENTAGE (minimum 300 attempts)

	player	games	percentage
1	Teaira McCowan (2016-pres.)	95	57.9 (414-715)
2	LaToya Thomas (2000-03)	125	55.3 (1,119-2,024)
3	Sophie Ratliff (1987-90)	117	53.7 (454-845)
4	Ann Lashley (1985-88)	116	53.6 (439-819)
5	Erica Simmons (1990-93)	107	53.2 (223-419)
6	Chinwe Okorie (2015-17)	109	52.1 (270-518)

FIELD GOALS MADE

	player	games	field goals
1	LaToya Thomas (2000-03)	125	1,119 (2,024 att.)
2	Tan White (2002-05)	121	893 (2,102 att.)
3	Victoria Vivians (2015-pres.)	130	783 (1,974 att.)

THREE-POINT FIELD GOALS MADE

	player	games	field goals
1	Alexis Rack (2007-10)	129	340 (1,057 att.)
2	Victoria Vivians (2015-pres.)	130	250 (790 att.)

THREE-POINT FIELD GOAL PERCENTAGE (minimum 100 attempts)

	player	games	percentage
1	Roshunda Johnson	54	42.1 (83-197)
2	Jessica Carter (2001-04)	106	41.4 (99-239)
3	Bobbie Braddock (1990-91)	55	37.8 (59-156)
4	Blair Schaefer (2015-pres.)	117	37.6 (133-354)
	Angela Harris (1997-00)	110	37.6 (89-237)
5	Meadow Overstreet (1998-01)	112	37.0 (138-373)
	Mary Kathryn Govero (2008-11)	128	37.0 (182-492)
7	Jennifer Fambrough (1999-02)	117	36.7 (69-188)
9	Jemmye Ann Helms (1993-97)	101	36.6 (100-273)
10	Ebonie Ferguson (2002-05)	69	35.1 (61-174)

FREE THROWS MADE

	player	games	free throws
1	LaToya Thomas (2000-03)	125	709 (914 att.)
2	Morgan William (2015-pres.)	130	478 (567 att.)
5	LaCharlotte Smith (1993-96)	106	379 (526 att.)
6	Sharon Thompson (1995-98)	107	366 (602 att.)
7	Victoria Vivians (2015-pres.)	130	345 (453 att.)

FREE THROW PERCENTAGE (minimum 150 attempts)

	player	games	percentage
1	Morgan William (2015-present)	130	84.3 (478-567)
2	LaToya Thomas (2000-03)	125	77.6 (709-914)
3	Jennifer Fambrough (1999-02)	117	77.5 (396-511)
4	Chanel Mokango (2009-10)	67	76.9 (143-186)
5	Alexis Rack (2007-10)	129	76.5 (296-387)
6	Victoria Vivians (2015-pres.)	130	76.2 (345-453)
7	Ann Sanders (1987-90)	92	75.8 (141-186)
8	Diamber Johnson (2009-12)	126	75.7 (178-235)
9	Tutti Calhoun (1975-77)	66	74.8 (152-203)

REBOUNDS

	player	games	rebounds	avg.
1	LaToya Thomas (2000-03)	125	1,108	8.9
2	Martha Alwal (2012-15)	124	1,010	8.1
3	Sharon Thompson (1995-98)	107	936	8.7
4	Tan White (2002-05)	121	844	7.0
5	Sophie Ratliff (1987-90)	117	822	7.0
6	Nitra Perry (1997-00)	116	746	6.4
7	Teaira McCowan	95	742	7.8

ASSISTS

	player	games	assists	avg.
1	Morgan William (2015-pres.)	130	578	4.4

BLOCKED SHOTS

	player	games	blocks	avg.
1	Martha Alwal (2012-15)	124	328	2.6
2	Chanel Mokango (2009-10)	67	180	2.7
3	Teaira McCowan (2016-pres.)	95	145	1.5

STEALS

	player	games	steals	avg.
1	Tan White (2002-05)	121	372	3.1
5	Lisa Scott (1989-92)	106	205	1.9
6	Alexis Rack (2007-10)	129	202	1.6
7	Victoria Vivians (2015-pres.)	130	196	1.5

WILLIAM, VIVANS, MCCOWAN PRESEASON SEC

- Vivians and William were named to the media's 5-player All-SEC squad. State is the only team with multiple players, the first time it has had multiple selections.
- The league coaches' Preseason All-SEC squad had Vivians and William on the first team and McCowan on the second team.
- MSU was picked to finish 2nd in both polls.

RO, BLAIR ADD SPARK FROM THE ARC

- Ro Johnson and Blair Schaefer have been stellar from the arc this season, combining to shoot 35-of-79 (44.3%) from 3-point range.
- Johnson is averaging 11.8 ppg for the season, 12.0 ppg in SEC play. She has scored double figures in 6 of her last 8 games.
- Schaefer has made a 3-pointer in 17-straight games and is averaging 10.9 ppg in league contests.
- The last 4 games, Schaefer is scoring at an 11.0 clip and making 13-of-25 (52%) from 3-point range.
- Schaefer leads the SEC with 2.6 3's per game and is 6th making 41% this season. In conference play she is making an SEC-best 3.1 triples per game at a league 5th-best 44.9% clip.

JOHNSON, SCHAEFER DRAW THE CHARGES ON DEFENSE

- Johnson and Schaefer have also excelled on the defensive end as well. Among SEC steals leaders, Johnson is 4th overall (2.4 spg) and 3rd in league games (2.4 spg).
- The last 4 games, Johnson is averaging 3.0 spg.
- Schaefer has taken 3 charges the last 2 games, tying her with her roommate William for the team lead with 13 apiece. Johnson is 3rd on the squad with 5.

RECORD SEMESTER IN THE CLASSROOM

- The Dec. 13 win vs. No. 9 Oregon capped a day that saw MSU earn a school-record 3.40 GPA in the classroom.
- Twelve Bulldogs earned a 3.00 or higher GPA, with 4 Dawgs (Jordan Danberry, Ro Johnson, Nyah Tate and Myah Taylor) finishing with 4.00 GPAs.

BEWARE OF THE DAWGS

- MSU is 85-14 at the Hump under Schaefer, 57-4 since 2014-15.
- MSU is 5th in Division I in total attendance (74,093) and 7th in average (6,174).
- The Top 16 and 18 of the Top 20 single-game crowds have come under Schaefer.
- MSU had the 3rd-largest average attendance increase in the nation a year ago (+1,479) after rating 4th each of the 2 seasons prior.
- State's Feb. 5 game against South Carolina is officially a sell out.

110 FOR 10 CHALLENGE

- For the last 4 home games, MSU is pushing to fill the Hump and eclipse 110,000 fans for the season with a "110 For 10" Challenge presented by Cadence Bank.
- If the Bulldogs reach 110K, Vic Schaefer will donate \$10,000 to the Boys & Girls Club of Starkville.
- The school season attendance record is 92,914 set in 2015-16.

UConn UPSET THE TOP PLAY IN 2017

- Morgan William's shot to defeat UConn was named the top play in 2017 by espnW as well as in the state of Mississippi by The Clarion Ledger.
- William was named The Clarion Ledger's Sports Person of the Year.
- The play also won MSU the ESPY for Best Upset.

THE LAST TIME FOR THE BULLDOGS...**THE LAST TIME MSU...**

Won 20 games in a row	21 games, Nov. 10, 2017-Jan. 25, 2018
Won 15 games in a row	19 games, Nov. 10, 2017-Jan. 21, 2018
Won 10 home games in a row	14 games, March 17, 2017-Jan. 25, 2018
Won 10 road games in a row	11 games, Feb. 21, 2016-Jan. 19, 2017
Lost 3 games in a row	3 games, Jan. 16, 2014-Jan. 23, 2014
Defeated a Top 10 Team	No. 6 Tennessee, 71-52 (1/21/18)
Defeated a Top 25 Team	No. 22 Syracuse, 76-65 (12/21/17)
Defeated a ranked team on the road	No. 6 Tennessee, 71-52 (1/21/18)
Overcame a 10+ point halftime deficit to win	17, at Iowa State (12/3/16)
Won an overtime game	66-64 vs. UConn [NCAAT] (3/31/17)
Lost an overtime game	75-78 at Kentucky (2/23/17)
Won a double overtime game	74-66 vs. Southern Miss (3/24/14)
Lost a double overtime game	90-92 at Kentucky (2/12/15)
Won regular season tournament	Duel in the Desert [Rebel Division] (2017)
Scored 100 points	111 vs. Arkansas (1/4/18)
Scored 100 points on the road	103 at UNLV (12/20/17)
Scored 90 points	90 vs. Florida (1/25/18)
Made 30 field goals	37 vs. Florida (1/25/18)
Made 40 field goals	44 vs. Arkansas (1/4/18)
Made 50 field goals	53 vs. Judson College (2/24/86)
Shot 60% from the field	.616 vs. Miss. Valley St. (12/28/17)
Shot 55% from the field	.579 vs. Arkansas (1/4/18)
Shot 40% or less from the field	.386 vs. Green Bay (11/25/17)
Shot less than 30% from the field	.286 vs. UConn [NCAAT] (3/26/16)
Made 5 3-point field goals	7 vs. Florida (1/25/18)
Made 10 3-point field goals	10 vs. Arkansas (1/4/18)
Made 30 or more free throws	33 vs. Louisiana Tech (12/11/14)
Made 25 or more free throws	26 vs. Oklahoma St. (12/3/17)
Attempted 100 field goals	104 vs. Montevallo (11/19/79)
Attempted 30 3-point field goals	31 at Duke (3/22/15)
Attempted 30 or more free throws	34 vs. Oklahoma St. (12/3/17)
Attempted 45 or more free throws	46 vs. Louisiana Tech (12/11/14)
Had 65 rebounds	69 vs. SE Louisiana (12/7/14)
Had 70 rebounds	71 vs. Arkansas-Pine Bluff (11/13/09)
Had 75 rebounds	78 vs. Judson College (2/24/86)
Had 10 or more blocked shots in a game	11 at Kentucky (2/23/17)
Had 35 assists	37 vs. Memphis (1/3/80)
Had 25 or more assists	25 vs. Arkansas (1/4/18)
Had 30 or more steals	30 vs. New Orleans (11/17/13)
Had 20 or more steals	20 vs. Miss. Valley St. (11/24/15)
Had 10 or more steals	13 vs. Florida (1/25/18)
Had four freshmen start a single game	4, at Vanderbilt (11/2/06)

LAST TIME SOMEONE FOR MSU...

Scored 30 points	31, Teaira McCowan at LSU (1/7/18)
Scored 40 points	41, Teaira McCowan vs. Miss. Valley St. (12/28/17)
Scored 45 points	47, Tan White vs. Vanderbilt (2/3/05, 2OT)
Scored in double figures in 10 straight games	13 straight, Teaira McCowan (12/10/17-1/25/18)
Scored double figures in 100 straight games	125 straight, LaToya Thomas (11/19/99-3/24/03)
Scored 20 points in 2 straight games	Victoria Vivians (1/14/18-1/21/18)
Scored 20 points in 5 straight games	9 straight, Tan White (2/19-11/26/04)
Scored 20 points in 10 straight games	12 straight, LaToya Thomas (2/1-3/20/01)
Had 2 players score 20 points in a game	at Georgia (12/31/17)
Had 3 players score 20 points in a game	vs. So. Miss. (11/20/99)

Scored 30 points in 2 straight games	Tan White (38) vs. Ark. (3/3/05) & Auburn (2/27/05)
Scored 30+ points by 2 players in a game	McCowan [35], Vivians [30] vs. Oregon (12/13/17)
5 or more players scored double figures	5, vs. Arkansas (1/4/18)
5 or more scored 10+ pts. in 2 straight games	5, New Orleans (11/29/14) & No. Dakota St. (12/2/14)
Made 10 field goals in a game	11, Victoria Vivians at Tennessee (1/21/18)
Made 15 field goals in a game	19, Teaira McCowan vs. Miss. Valley St. (12/28/17)
Made 20 field goals in a game	20, LaToya Thomas vs. Tulsa (11/17/02)
Made 5 or more 3-pointers in a game	5, Blair Schaefer vs. Florida (1/25/18)
Made 7 or more 3-pointers in a game	7, Victoria Vivians at Louisiana Tech (12/13/15)
Made 8 or more 3-pointers in a game	8, Meadow Overstreet vs. Miss. Valley St. (12/20/99)
Made 10 free throws in a game	10, Morgan William vs. LSU [SECT] (3/3/17)
Made 15 free throws in a game	18, Jennifer Fambrough vs. Northwestern St. (12/19/98)
Had 10 rebounds	13, Teaira McCowan vs. Ole Miss (1/11/18)
Had 15 or more rebounds	18, Teaira McCowan at Tennessee (1/21/18)
Had 20 rebounds	20, Teaira McCowan at LSU (1/7/18)
Had 25 rebounds	26, Sophie Ratliff vs. Shorter College (3/14/88)
Had 10+ rebounds in 5 straight games	13 straight, Teaira McCowan (11/19/17-12/31/17)
Had three players record 10 rebounds	vs. SE Louisiana (12/7/14)
Had 10 offensive rebounds	10, Teaira McCowan at Tennessee (1/21/18)
Had 10 defensive rebounds	10, Teaira McCowan vs. Ole Miss (1/11/18)
Dished 10 assists	10, Roshunda Johnson vs. Arkansas (1/4/18)
Dished 15 assists	17, Polly Branch vs. Bryan (2/1/86)
Blocked 5 shots in a game	5, Teaira McCowan vs. Miss. Valley St. (12/28/17)
Blocked 10 or more shots in a game	10, Martha Alwal vs. Jacksonville St. (11/11/11)
Had 5 or more steals in a game	5, Roshunda Johnson at UNLV (12/20/17)
20 points & 20 rebounds in a game	Teaira McCowan [31 pts., 20 rbd.] at LSU (1/7/18)
Had a double-double	Teaira McCowan [12 pts., 18 rbd.] at Tennessee (1/21/18)
Had a double-double in 2 straight games	Teaira McCowan (2 straight, 1/14/18-1/21/18)
Had a double-double in 3 straight games	Teaira McCowan (3 straight, 1/11/18-1/21/18)
Had a double-double in 4 straight games	4 straight, Teaira McCowan (1/7/18-1/21/18)
Had two players record a double-double	McCowan & Vivians vs. Little Rock (12/10/17)
Had three players record a double-double	vs. Arkansas-Pine Bluff (11/13/09)
Had 10+ double-doubles in a season	15, Teaira McCowan (2017-18)
Had a triple-double	Cynthia Hall, 12 pts., 10 rbd. and 12 assts. vs. La-Lafayette (12/16/00)

LAST TIME AN OPPONENT...

Scored 60 points or less	53 by Florida (1/25/18)
Scored 50 points or less	45 by Ole Miss (1/11/18)
Scored 40 points or less	36 by Miss. Valley St. (12/28/17)
Scored 30 points or less	26 by Northwestern St. (12/28/16)
Shot 60% from the field	.62.7% by UConn [NCAAT] (3/26/16)
Shot 55% from the field	.56.1% by Oregon (12/13/17)
Shot 50% from the field	.52.4% by Alabama (1/14/18)
Made 10 three-point field goals in a game	10 by DePaul [NCAAT] (3/19/17)
Made 10 or fewer field goals	8 by Savannah St. (11/29/15)
Made 35 free throws	38 by Union University (12/3/84)

LAST TIME AN OPPOSING PLAYER...

Scored 40 or more points	42 by Makayla Epps of Kentucky (2/12/15)
Scored 30 or more points	35, Loryn Goodwin of Oklahoma St. (12/3/17)
Made 5 or more 3-pointers	5, Hannah Cook of Alabama (1/14/18)
Had 15 or more rebounds	16 by Evelyn Akhatov of Kentucky (2/23/17)
Had 20 or more rebounds	20 by DeNesha Stallworth of Kentucky (2/27/14)
Had 10 or more assists	11 by Jadda Buckley of Iowa State (12/3/16)

MSU'S RECORD WHEN...

	<u>2017-18</u>	<u>Under Schaefer</u>
Scoring First	12-0	95-23
Opponent Scores First	9-0	50-28
Leads at Halftime	20-0	122-13
Trails at Halftime	1-0	20-37
Is Tied at Halftime		3-1
Shoots 45% or better from field	13-0	61-5
Shoots less than 45% from field	8-0	84-46
Opp. shoots less than 45% from field	16-0	128-25
Opp. shoots 45% or better from field	5-0	17-26
Outrebounds the opponent	17-0	107-11
Ties the opponent in rebounds		6-2
Outrebounded by the opponent	4-0	32-38
Fewer (or ties) TOs than opponent	18-0	124-26
More TOs than opponent	3-0	21-25
Holds opponents to 65 points or less	17-0	120-23
In games decided by 10 points or less	2-0	51-28

MSU'S RECORD IN...

	<u>2017-18</u>	<u>Under Schaefer</u>
All Games	21-0	145-51
Home Games	12-0	85-14
Road Games	4-0	33-26
Neutral-sites	5-0	27-11
Non-SEC Games	14-0	88-11
Non-SEC Home Games	8-0	53-2
Non-SEC Road Games	1-0	13-3
Non-SEC Neutral-site Games	5-0	22-6
SEC Games	7-0	52-35
SEC Home Games	4-0	32-12
SEC Road Games	3-0	20-23
SEC Tournament		5-5
November Games	7-0	35-4
December Games	8-0	43-3
January Games	6-0	29-19
February Games		21-14
March Games		17-10
April Games		0-1
Monday Games		9-2
Tuesday Games		7-1
Wednesday Games	3-0	12-3
Thursday Games	7-0	28-23
Friday Games	2-0	23-1
Saturday Games	1-0	15-2
Sunday Games	8-0	51-19
Overtime Games		7-6
Television Games	15-0	97-30
Games vs. Ranked Opponents	4-0	20-26

MISCELLANEOUS STATS

Double-Doubles:	<u>2017-18</u>	<u>Career</u>	10+ Rebounds:	<u>2017-18</u>	<u>Career</u>
Teaira McCowan	15	25	Teaira McCowan	18	34
Zion Campbell	1	1	Zion Campbell	1	1
Victoria Vivians	1	8	Victoria Vivians	1	8
Roshunda Johnson	1	1			
Leading Scorer:	<u>2017-18</u>	<u>Career</u>	20+ Rebounds:	<u>2017-18</u>	<u>Career</u>
Teaira McCowan	10	18	Teaira McCowan	2	2
Victoria Vivians	10	69			
Roshunda Johnson	1	2	Leader in Steals:	<u>2017-18</u>	<u>Career</u>
Morgan William	1	16	Roshunda Johnson	12	17
Blair Schaefer		4	Victoria Vivians	7	41
Iggy Allen		1	Jazzmun Holmes	4	13
			Teaira McCowan	2	10
Double-Figure Scoring:	<u>2017-18</u>	<u>Career</u>	Chloe Bibby	1	1
Victoria Vivians	20	112	Jordan Danberry	1	1
Teaira McCowan	18	43	Bre'Amber Scott	1	1
Roshunda Johnson	12	19	Morgan William	1	34
Blair Schaefer	12	21	Blair Schaefer		4
Morgan William	7	61	Iggy Allen		1
Chloe Bibby	4	4			
Zion Campbell	1	1	Leader in Blocks:	<u>2017-18</u>	<u>Career</u>
Jazzmun Holmes	1	4	Teaira McCowan	18	63
Iggy Allen		2	Zion Campbell	4	4
			Jordan Danberry	2	2
20-Plus Point Games:	<u>2017-18</u>	<u>Career</u>	Jazzmun Holmes	2	4
Victoria Vivians	10	42	Roshunda Johnson	2	2
Teaira McCowan	9	14	Blair Schaefer	2	3
Roshunda Johnson	1	2	Victoria Vivians	2	12
Morgan William		8	Chloe Bibby	1	1
Blair Schaefer		1	Morgan William	1	9
30-Plus Point Games:	<u>2017-18</u>	<u>Career</u>	10+ Blocks:	<u>2017-18</u>	<u>Career</u>
Teaira McCowan	5	5	Leader in Assists:	<u>2017-18</u>	<u>Career</u>
Victoria Vivians	2	5	Morgan William	10	87
			Roshunda Johnson	4	5
40-Plus Point Games:	<u>2017-18</u>	<u>Career</u>	Jazzmun Holmes	3	18
Teaira McCowan	1	1	Blair Schaefer	2	2
Morgan William		1	Jordan Danberry	1	1
			Victoria Vivians	1	5
Leading Rebounder:	<u>2017-18</u>	<u>Career</u>	10+ Assists:	<u>2017-18</u>	<u>Career</u>
Teaira McCowan	19	47	Roshunda Johnson	1	1
Zion Campbell	1	1	Morgan William		1
Victoria Vivians	1	20			
Blair Schaefer		1			

BREAKING DOWN THE BULLDOGS**Charges Taken**

Morgan William	13
Blair Schaefer	13
Roshunda Johnson	5
Bre'Amber Scott	4
Victoria Vivians	3
Chloe Bibby	1
Jordan Danberry	1
Jazzmun Holmes	1

Who Scored First

Teaira McCowan	8
Roshunda Johnson	4
Blair Schaefer	4
Victoria Vivians	4
Morgan William	1

How The First Points Were Scored

3-Pointer	9
Jumper	6
Layup	4
Free Throw	2

Scoring By Class

Seniors	1,004 (55.7%)
Juniors	576 (31.9%)
Sophomores	66 (3.7%)
Freshmen	156 (8.7%)
Total	1,802

Consecutive Free Throws Made (active)

Blair Schaefer	9
Jazzmun Holmes	8
Teaira McCowan	5
Bre'Amber Scott	3
Morgan William	2
Iggy Allen	1
Zion Campbell	1
Jonika Garvin	1
Victoria Vivians	1

Career Games Played

130	Victoria Vivians
130	Morgan William
118 (64 at Okla. St.)	Roshunda Johnson
117	Blair Schaefer
95	Teaira McCowan
92	Jazzmun Holmes
49 (36 at Arkansas)	Jordan Danberry
36	Zion Campbell
31 (20 at Auburn)	Jonika Garvin
20	Iggy Allen
20	Chloe Bibby
17	Bre'Amber Scott
12	Nyah Tate

Career Games Started

127	Victoria Vivians
96	Morgan William
67 (37 at Okla. St.)	Roshunda Johnson
28	Teaira McCowan
25	Blair Schaefer
13 (all at Arkansas)	Jordan Danberry

Consecutive Games Started

96	Morgan William
27	Teaira McCowan
25	Victoria Vivians
21	Roshunda Johnson
21	Blair Schaefer

MSU IN THE SEC AND NCAA

(Through 01/25/17)

TEAM STANDINGS — ALL GAMES

CATEGORY	TOTAL	SEC	NCAA
Scoring Offense	85.8	1	4
Scoring Defense	56.0	1	20
Scoring Margin	+29.9	1	3
FG Percentage	.484	2	9
FG Percentage Def.	.385	6	103
3PT FG Percentage	.382	2	16
3PT FG Defense	.294	3	72
3PT FG Per Game	7.3	4	76
Free Throw Percentage	.737	4	69
Rebounding Offense	39.5	9	112
Rebounding Defense	32.1	2	—
Rebounding Margin	+7.4	5	36
Offensive Rebounds	14.9	3	—
Defensive Rebounds	24.7	9	—
Blocked Shots	4.0	6	89
Assists	17.0	3	30
Steals	9.1	3	93
Turnovers Forced	20.4	2	30
Turnover Margin	+8.9	1	4
Assist/Turnover Ratio	1.5	1	7

INDIVIDUAL STANDINGS — ALL GAMES

CATEGORY	TOTAL	SEC	NCAA
POINTS PER GAME			
Teaira McCowan	20.6	3	23
Victoria Vivians	19.4	4	46
FIELD GOAL PERCENTAGE			
Teaira McCowan	.644	2	6
Victoria Vivians	.524	8	64
REBOUNDS			
Teaira McCowan	12.9	1	3
3PT FIELD GOALS MADE			
Blair Schaefer	2.6	1	66
Ro Johnson	2.0	8	220
Victoria Vivians	1.8	T10	—
3PT FIELD GOAL PERCENTAGE			
Blair Schaefer	.410	6	56
Ro Johnson	.406	8	—
Victoria Vivians	.400	9	—
FREE THROW PERCENTAGE			
Morgan William	.844	4	51
Victoria Vivians	.831	8	67
OFFENSIVE REBOUNDS			
Teaira McCowan	6.0	1	2
DEFENSIVE REBOUNDS			
Teaira McCowan	7.0	3	—
ASSISTS			
Morgan William	4.7	T4	80
ASSIST/TURNOVER RATIO			
Morgan William	4.5	1	2
STEALS			
Ro Johnson	2.4	4	93
Victoria Vivians	1.6	T15	—
BLOCKS			
Teaira McCowan	2.0	5	46
MINUTES PLAYED			
Blair Schaefer	30.4	24	—
Victoria Vivians	29.6	28	—
Ro Johnson	29.3	30	—

BULLDOG GAME-BY-GAME LEAD/DEFICIT

OPPONENT	LARGEST LEAD	LARGEST DEFICIT	TIME LED	TIME TRAILED	TIME TIED	RESULT
Virginia	22 (4th, 7:34)	2 (1st, 9:34)	36:06	2:43	1:11	W, 68-53
Georgia State	59 (4th, 3:23)	None	39:25	0:00	:35	W, 106-50
Southern Miss	39 (4th, 8:45)	None	38:52	0:00	1:04	W, 91-56
vs. Arizona State	13 (1st, :47)	3 (3rd, 9:40)	28:19	8:12	3:29	W, 65-57
vs. Columbia	37 (4th, 4:38)	5 (1st, 8:01)	32:53	3:34	3:06	W, 90-54
vs. Green Bay	29 (3rd, 1:29)	1 (1st, 7:50)	39:32	:08	:20	W, 67-46
vs. Louisiana	57 (4th, :26)	None	39:51	0:00	:09	W, 94-37
Oklahoma State	12 (4th, 2:51)	1 (1st, 5:27)	35:58	2:27	1:33	W, 79-76
Little Rock	45 (4th, 2:40)	None	39:09	0:00	:51	W, 86-48
Oregon	20 (3rd, 3:21)	2 (1st, 8:37)	37:57	:39	1:22	W, 90-79
Maine	41 (4th, :53)	3 (1st, 8:44)	37:49	:15	1:56	W, 83-43
at UNLV	43 (4th, 9:48)	3 (1st, 7:30)	34:24	2:26	2:43	W, 103-63
vs. Syracuse	19 (4th, 6:19)	2 (1st, 3:58)	36:41	2:14	1:05	W, 76-65
Miss. Valley St.	76 (4th, 1:13)	None	39:09	0:00	:16	W, 112-36
at Georgia	26 (3rd, 2:13)	4 (1st, 9:03)	31:31	7:51	:14	W, 86-62
Arkansas	44 (4th, :29)	5 (1st, 8:28)	32:47	4:59	2:14	W, 111-69
at LSU	17 (3rd, 4:56)	7 (1st, 4:29)	27:32	10:11	2:17	W, 83-70
Ole Miss	32 (4th, 1:40)	None	39:29	0:00	:11	W, 76-45
Alabama	22 (3rd, 2:22)	6 (2nd, 9:45)	33:03	5:40	1:17	W, 75-61
at Tennessee	19 (4th, :37)	2 (1st, 9:55)	35:09	3:48	1:03	W, 71-52
Florida	37 (4th, 1:31)	None	39:33	0:00	:23	W, 90-53
at Ole Miss						
at Missouri						
South Carolina						
at Florida						
Kentucky						
at Vanderbilt						
Texas A&M						
Auburn						
at Kentucky						

BULLDOG GAME-BY-GAME SPECIALTY STATS
(MSU/OPPONENT)

OPPONENT	PAINT	OFF TO	2ND CHANCE	FAST BREAK	BENCH
Virginia	26/26	26/7	9/5	8/10	19/20
Georgia State	56/20	35/4	17/8	16/4	33/14
Southern Miss	36/22	31/11	33/5	6/8	20/25
vs. Arizona State	38/28	18/19	17/9	8/8	8/19
vs. Columbia	40/20	23/3	18/8	9/6	23/11
vs. Green Bay	12/18	14/9	10/3	2/2	4/10
vs. Louisiana	46/10	24/10	14/7	19/2	30/15
Oklahoma State	32/36	21/6	4/8	6/16	4/11
Little Rock	50/28	25/6	17/7	0/2	31/29
Oregon	50/44	13/9	18/16	6/8	2/21
Maine	36/24	29/7	13/5	11/0	35/8
at UNLV	38/30	34/7	21/11	6/4	23/7
vs. Syracuse	22/30	25/11	11/13	2/13	12/2
Miss. Valley St.	70/18	45/3	27/8	14/0	32/8
at Georgia	28/32	27/10	19/13	0/4	11/20
Arkansas	46/20	27/3	12/4	13/11	19/16
at LSU	38/30	15/14	15/10	0/4	16/2
Ole Miss	40/22	14/16	13/6	7/4	12/12
Alabama	32/22	35/12	26/2	0/9	11/23
at Tennessee	36/30	11/11	20/11	10/8	2/7
Florida	48/26	27/6	16/8	8/4	22/5
at Ole Miss					
at Missouri					
South Carolina					
at Florida					
Kentucky					
at Vanderbilt					
Texas A&M					
Auburn					
at Kentucky					
Totals	820/536	519/184	348/167	151/127	366/285
Totals/Gm.	39.0/25.5	24.7/8.8	16.6/8.0	7.2/6.0	17.4/13.6



VIC SCHAEFER

HEAD COACH • 6TH SEASON AT MSU

- 2017 WBCA REGION COACH OF THE YEAR
- 2017 NAISMITH NATIONAL COACH OF THE YEAR FINALIST
- 2017 ESPY FOR BEST UPSET
- 2015 AP SEC COACH OF THE YEAR
- 2015 SEC COACHES' CO-COACH OF THE YEAR
- 2015 NAISMITH NATIONAL COACH OF THE YEAR SEMIFINALIST

• Vic Schaefer is in his sixth season as the Bulldogs' coach. He owns the second-most victories in program history, and his winning percentage through his first five campaigns is the best in program annals.

• Schaefer has led the Bulldogs to the postseason each of the last four seasons, including three-straight NCAA Tournament berths. After going to the Sweet 16 in 2015-16, the Bulldogs earned national finalist honors in 2017 after advancing to the national title game in the program's first Final Four appearance.

• He was named WBCA Region Coach of the Year and a finalist for Naismith National Coach of the Year in 2017. In 2015, after guiding State to its first NCAA Tournament berth since 2010, Schaefer was named a semifinalist for the Naismith award after earning SEC Coach of the Year accolades from both his fellow coaches and the Associated Press.

• Schaefer's Bulldog teams have posted 20-plus wins each of the last four seasons, matching the total number of 20-win seasons by the program in the 38 years prior to his arrival. His 2016-17 team set Mississippi State's single-season wins record for the third-straight year as it posted a 34-5 ledger. That top mark came after the Bulldogs won 28 games in 2015-16 and 27 in 2014-15.

• His first signing class of Ketara Chapel, Dominique Dillingham, Chinwe Okorie and Breanna Richardson won 22 games in 2013-14 before capping their careers with their program-best 111th victory in State's Final Four upset of No. 1 UConn, a victory that won MSU the ESPY for Best Upset.

• In addition to the school-record 34 overall wins in 2016-17, the Bulldogs also claimed a program-best 13 SEC wins en route to claiming their best league finish with a second-place showing. The Dawgs also advanced to the SEC Tournament title game for the second-straight year.

• Schaefer picked up his 200th win as a head coach in last season's NCAA Tournament opening-round win against Troy (March 17, 2017).

• Under Schaefer's guidance, Mississippi State has also drawn record attendance numbers in Humphrey Coliseum. The Top 10 and 17 of the Top 20 crowds in program history have come during his watch, including the first two 10K attendance crowds ever in the state of Mississippi for a women's basketball game.

• MSU drew 86,328 for 13 home dates last season, a 6,641 average that ranked seventh nationally. The Bulldogs' average attendance was an increase of 1,479 from 2015-16, when State drew a program-record 92,914, the third-largest increase in the nation after the program had the fourth-biggest jump each of the previous two years.

• Schaefer also went to the Final Four in his previous two stops at Texas A&M and Arkansas. In nine seasons in College Station, he helped the Aggies to 212 wins and seven NCAA Tournament appearances, including the 2011 national championship.

• He was part of 121 wins in six seasons at Arkansas, taking the Razorbacks to the Final Four in his first season. The Razorbacks went to four NCAA Tournament appearances and won a WNIT title during his time on the staff in Fayetteville.



2017 NCAA NATIONAL FINALIST



@HailStateWBK



Facebook.com/HailStateWBK



HailStateWBK

SCHAEFER AT MSU, TEXAS A&M & ARKANSAS

Overall: 478-217 (.688) in 21 seasons

MISSISSIPPI STATE — HEAD COACH

Year	Record	Postseason
2012-13	13-17	—
2013-14	22-14	WNIT Quarterfinals
2014-15	27-7	NCAA Second Round
2015-16	28-8	NCAA Sweet 16
2016-17	34-5	NCAA National Finalist
2017-18	21-0	—

Record: 145-51 (.740) in 6 seasons

- 3 NCAA Tournament Appearances
- 1 NCAA National Finalist (2016-17)
- 1 NCAA Elite Eight (2016-17)
- 2 NCAA Sweet 16 (2015-16, 2016-17)
- 1 NCAA Second Round (2014-15)
- 1 WNIT Appearance
- 1 WNIT Quarterfinals (2013-14)
- 2 SEC Tournament Title Game Appearances (2015-16, 2016-17)

TEXAS A&M — ASSOCIATE HEAD COACH

Year	Record	Postseason
2003-04	9-19	—
2004-05	16-15	WNIT Quarterfinals
2005-06	23-9	NCAA First Round
2006-07	25-7	Big 12 Champion/ NCAA Second Round
2007-08	29-8	Big 12 Tournament Champion/ NCAA Elite Eight
2008-09	27-8	NCAA Sweet 16
2009-10	26-8	Big 12 Tournament Champion/ NCAA Second Round
2010-11	33-5	NCAA National Champion
2011-12	24-11	NCAA Sweet 16

Record: 212-90 (.702) in 9 seasons

- 7 NCAA Tournament Appearances
- 1 NCAA National Championship (2010-11)
- 1 NCAA Elite Eight (2007-08)
- 2 NCAA Sweet 16 (2008-09, 2011-12)
- 2 NCAA Second Round (2006-07, 2009-10)
- 1 NCAA First Round (2005-06)
- 1 WNIT Appearance
- 1 WNIT Quarterfinals (2004-05)

ARKANSAS — ASSOCIATE HEAD COACH

Year	Record	Postseason
1997-98	22-11	NCAA Final Four
1998-99	20-14	WNIT National Champion
1999-00	17-15	WNIT Semifinals
2000-01	20-13	NCAA Second Round
2001-02	20-12	NCAA Second Round
2002-03	22-11	NCAA Second Round

Record: 121-76 (.614) in 6 seasons

- 4 NCAA Tournament Appearances
- 1 NCAA Final Four (1997-98)
- 3 NCAA Second Round (2000-01, 2001-02, 2002-03)
- 2 WNIT Appearances
- 1 WNIT National Championship (1998-99)
- 1 WNIT Semifinal (1999-00)

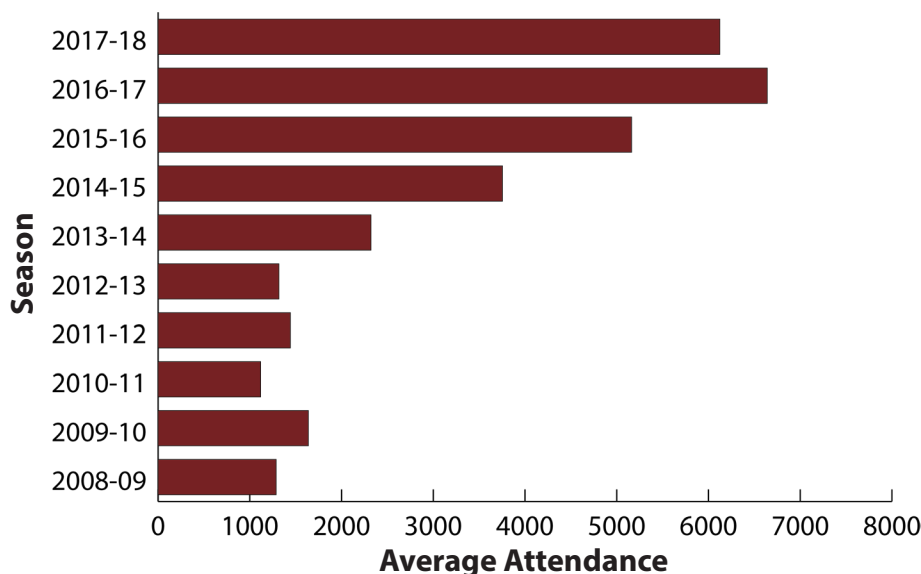
YEAR-BY-YEAR AT THE HUMP

year	g	rec.	pct.	sec	non
1975-76	6	2-4	.333	---	---
1976-77	10	4-6	.400	---	---
1977-78	14	9-5	.391	---	---
1978-79	12	9-3	.750	---	---
1979-80	12	8-5	.615	---	---
1980-81	13	11-2	.846	---	---
1981-82	14	8-6	.571	---	---
1982-83	15	10-5	.667	0-4	10-1
1983-84	15	8-7	.533	0-5	8-2
1984-85	12	5-7	.417	0-4	5-3
1985-86	13	6-7	.462	0-4	6-3
1986-87	12	7-5	.583	2-3	5-2
1987-88	13	8-5	.615	0-5	8-0
1988-89	11	8-3	.727	3-2	5-1
1989-90	13	5-8	.385	0-5	5-3
1990-91	13	5-8	.385	0-4	5-4
1991-92	13	10-3	.769	3-3	7-0
1992-93	11	8-3	.727	3-2	5-1
1993-94	14	7-7	.500	1-5	6-2
1994-95	10	6-4	.600	1-4	5-0
1995-96	12	9-3	.750	4-2	5-1
1996-97	12	6-6	.500	0-6	6-0
1997-98	13	9-4	.692	3-3	6-1
1998-99	13	11-2	.846	6-2	5-0
1999-00	15	13-2	.867	5-2	8-0
2000-01	15	9-6	.600	2-5	7-1
2001-02	13	11-2	.846	5-2	6-0
2002-03	13	12-1	.923	6-1	6-0
2003-04	11	8-3	.727	5-1	3-2
2004-05	17	13-4	.765	4-3	9-1
2005-06	14	4-10	.286	0-7	4-3
2006-07	17	9-8	.529	2-5	7-3
2007-08	16	11-5	.688	3-4	8-1
2008-09	16	12-4	.750	4-3	8-1
2009-10	16	12-4	.750	4-4	8-0
2010-11	14	6-8	.429	1-7	5-1
2011-12	16	10-6	.625	2-6	8-0
2012-13	17	12-5	.706	4-4	8-1
2013-14	21	16-5	.762	4-4	12-1
2014-15	18	17-1	.944	7-1	10-0
2015-16	18	16-2	.889	6-2	10-0
2016-17	13	12-1	.923	7-1	5-0
2017-18	12	12-0	1.000	4-0	8-0

ALL-TIME RECORD (43 YEARS): 394-195 (.669)

ATTENDANCE LAST 15 YEARS

YEAR	GAMES	TOTAL	Avg.
2017-18	12	74,093	6,174
2016-17	13	86,328	6,641
2015-16	18	92,914	5,162
2014-15	18	67,598	3,755
2013-14	21	48,733	2,321
2012-13	17	22,384	1,317
2011-12	16	23,073	1,442
2010-11	14	15,645	1,118
2009-10	16	26,206	1,638
2008-09	16	20,590	1,287
2007-08	16	16,065	1,004
2006-07	17	12,364	727
2005-06	14	9,058	647
2004-05	17	18,392	1,082
2003-04	11	12,988	1,181

MISSISSIPPI STATE AVERAGE HOME ATTENDANCE
THE LAST 10 SEASONS

BULLDOGS AT HUMPHREY COLISEUM

- Mississippi State is in its 43rd season at Humphrey Coliseum. The Bulldogs are 394-195 all-time in the Hump.
- The Bulldogs are 57-4 in the Hump since 2014-15, including 24-4 in SEC play.
- MSU has had the nation's 3rd-largest average attendance increase in 2016-17 after being fourth the previous two seasons.
- The Bulldogs have claimed the Top 10 crowds and 18 of the Top 20 during Vic Schaefer's tenure.
- MSU recorded its second crowd over 10K with 10,500 against Tennessee.

MSU'S RECORD AT HOME UNDER SCHAEFER

YEAR	OVERALL	Pct.	SEC	Pct.	NON-CONF.	Pct.
2012-13	12-5	.706	4-4	.500	8-1	.889
2013-14	16-5	.762	4-4	.500	12-1	.923
2014-15	17-1	.944	7-1	.875	10-0	1.000
2015-16	16-2	.889	6-2	.750	10-0	1.000
2016-17	12-1	.923	7-1	.875	5-0	1.000
2017-18	12-0	1.000	4-0	1.000	8-0	1.000
TOTALS	85-14	.859	32-12	.727	53-2	.964



TOP 20 WOMEN'S CROWDS

Att.	date	opp.	score				
1	10,626	1/24/16	South Carolina	L, 51-57	11	7,094	3/20/16 Michigan St. (NCAA) W, 74-72
2	10,500	2/26/17	Tennessee	L, 64-82	12	6,811	11/10/17 Virginia W, 68-53
3	9,010	1/14/18	Alabama	W, 75-61	13	6,727	1/25/18 Florida W, 90-53
4	8,840	1/16/17	Ole Miss	W, 73-62	14	6,463	11/13/15 Samford W, 68-47
5	8,535	12/28/17	Miss. Valley St.	W, 112-36	15	6,352	12/28/16 Northwestern St. W, 106-30
6	7,780	1/29/17	Texas A&M	W, 71-61	16	6,224	2/28/16 Alabama W, 61-52
7	7,764	11/20/16	Texas	W, 79-68	17	6,055	2/9/03 LSU L, 72-77
8	7,326	3/1/15	Ole Miss	W, 55-47	18	6,035	3/19/17 DePaul (NCAA) W, 92-71
9	7,161	1/11/18	Ole Miss	W, 76-45	19	5,863	2/17/00 Tennessee L, 75-79
10	7,128	1/18/16	Ole Miss	W, 79-51	20	5,849	1/1/17 LSU W, 74-48

— Set Under Vic Schaefer In Bold

HUMPHREY COLISEUM INDIVIDUAL RECORDS

Most Points
47 - Tan White vs. Vanderbilt [2OT] (2/3/05)

Most Rebounds
26 - Sophie Ratliff vs. Shorter (2/15/88)

Most FG Made
20 - LaToya Thomas vs. Tulsa (11/17/02)

Most 3FG Made
8 - Meadow Overstreet vs. Miss. Valley St. (12/20/99)

Most FT Made
18 - Jennifer Fambrough vs. Northwestern St. (12/19/88)

Most Assists
13 - Katia May, vs. Tennessee Tech (11/21/13)

Most Steals
13 - Katia May, vs. Tennessee Tech (11/21/13)

Most Blocked Shots
10 - Martha Alwal vs. Jacksonville State (11/11/11)

HUMPHREY COLISEUM TEAM RECORDS

Most Points
117 - vs. Judson (2/24/86)

Most Rebounds
78 - vs. Judson (2/24/86)

Most FG Made
53 - vs. Judson (2/24/86)

Most 3FG Made
13 - 2x, last vs. Southern Miss (11/19/17)

Most FT Made
36 - vs. SE Louisiana (12/20/13)

Most Assists
30 - vs. Mississippi Valley (11/24/15)

Most Steals
32 - vs. Nicholls (12/7/08)

Most Blocked Shots
14 - vs. Jacksonville State (11/11/11)



IGGY ALLEN

Guard | 5-10 | Sophomore
Pompano Beach, Fla. | Dillard HS

12

CAREER HIGHS

Points 14, vs. San Jose State (11-26-16)
Rebounds 6, vs. Villanova (11-11-16)
FG Made 7, vs. San Jose State (11-26-16)
FG Attempts 9, vs. San Jose State (11-26-16)
3PT FG Made —
3PT FG Attempts 1, at Hawaii (11-27-16)
FT Made 3, vs. Northwestern State (12-28-16)
FT Attempts 4, vs. Northwestern State (12-28-16)
Assists 3, vs. Northwestern State (12-28-16)
Blocks —
Steals 3, vs. Northwestern State (12-28-16)

SEC HIGHS

Points 2, vs. Vanderbilt (2-9-17)
Rebounds 1, vs. Vanderbilt (2-9-17)
FG Made 1, vs. Vanderbilt (2-9-17)
FG Attempts 2, vs. Vanderbilt (2-9-17)
3PT FG Made —
3PT FG Attempts —
FT Made 1, vs. LSU (1-1-17)
FT Attempts 2, vs. LSU (1-1-17)
Assists —
Blocks —
Steals 1, vs. LSU (1-1-17)

ALLEN'S 2017-18 GAME-BY-GAME (* — INDICATES GAME STARTED)

Opponent	Min.	FG-A	3PT-A	FT-A	O-D-T	PF	Ast.	TO	Blk.	Stl.	Pts.
Virginia											— DID NOT PLAY —
Georgia State											— DID NOT PLAY —
Southern Miss											— DID NOT PLAY —
vs. Arizona State											— DID NOT PLAY —
vs. Columbia											— DID NOT PLAY —
vs. Green Bay											— DID NOT PLAY —
vs. Louisiana											— DID NOT PLAY —
Oklahoma State											— DID NOT PLAY —
Little Rock											— DID NOT PLAY —
Oregon											— DID NOT PLAY —
Maine											— DID NOT PLAY —
at UNLV											— DID NOT PLAY —
vs. Syracuse											— DID NOT PLAY —
Miss. Valley St.											— DID NOT PLAY —
at Georgia											— DID NOT PLAY —
Arkansas											— DID NOT PLAY —
at LSU											— DID NOT PLAY —
Ole Miss											— DID NOT PLAY —
Alabama											— DID NOT PLAY —
at Tennessee											— DID NOT PLAY —
Florida											— DID NOT PLAY —
at Ole Miss											
at Missouri											
South Carolina											
at Florida											
Kentucky											
at Vanderbilt											
Texas A&M											
Auburn											
at Kentucky											

ALLEN'S BULLDOG BITES

- Suffered a season-ending injury in preseason practice
- Averaged 2.7 points in 20 games last season

IGGY ALLEN'S CAREER STATISTICS

ALL GAMES

Year	GP	GS	Min	Avg	Total			3-Point			F-Throw			Rebounds				PF	FO	Ast	TO	Blk	Stl	Pts	Avg
					FG	FGA	Pct	FG	FGA	Pct	FT	FTA	Pct	Off	Def	Tot	Avg								
2016-17	20	0	111	5.6	22	46	.478	0	1	.000	9	14	.643	8	9	17	0.9	13	0	9	16	0	8	53	2.7
TOTAL	20	0	111	5.6	22	46	.478	0	1	.000	9	14	.643	8	9	17	0.9	13	0	9	16	0	8	53	2.7

SEC GAMES

Year	GP	GS	Min	Avg	Total			3-Point			F-Throw			Rebounds				PF	FO	Ast	TO	Blk	Stl	Pts	Avg
					FG	FGA	Pct	FG	FGA	Pct	FT	FTA	Pct	Off	Def	Tot	Avg								
2016-17	3	0	9	3.0	1	2	.500	0	0	.000	1	2	.500	1	0	1	0.3	1	0	0	1	0	1	3	1.0
TOTAL	3	0	9	3.0	1	2	.500	0	0	.000	1	2	.500	1	0	1	0.3	1	0	0	1	0	1	3	1.0



CHLOE BIBBY

Forward | 6-1 | Freshman

Warracknabeal, Australia | Rowville Secondary College

55

CAREER HIGHS

Points	13, 2x, last vs. Louisiana (11-29-17)
Rebounds	7, vs. Louisiana (11-29-17)
FG Made	5, 2x, last vs. Louisiana (11-29-17)
FG Attempts	10, vs. Louisiana (11-29-17)
3PT FG Made	2, 2x, last vs. Southern Miss (11-19-17)
3PT FG Attempts	3, 4x, last vs. Little Rock (12-10-17)
FT Made	4, vs. Little Rock (12-10-17)
FT Attempts	4, 2x, last vs. Alabama (1-14-18)
Assists	3, vs. Georgia State (11-16-17)
Blocks	1, vs. Oklahoma State (12-3-17)
Steals	2, 2x, last vs. Little Rock (12-10-17)

SEC HIGHS

Points	10, at LSU (1-7-18)
Rebounds	4, at LSU (1-7-18)
FG Made	4, at LSU (1-7-18)
FG Attempts	8, at LSU (1-7-18)
3PT FG Made	1, 3x, last at LSU (1-7-18)
3PT FG Attempts	2, at LSU (1-7-18)
FT Made	3, vs. Alabama (1-14-18)
FT Attempts	4, vs. Alabama (1-14-18)
Assists	2, vs. Arkansas (1-4-18)
Blocks	—
Steals	1, 2x, last vs. Florida (1-25-18)

BIBBY'S 2017-18 GAME-BY-GAME (* — INDICATES GAME STARTED)

Opponent	Min.	FG-A	3PT-A	FT-A	O-D-T	PF	Asst.	TO	Blk.	Stl.	Pts.
Virginia	29	5-8	2-3	1-1	2-1-3	1	0	0	0	0	13
Georgia State	18	3-7	0-2	0-0	3-2-5	3	3	1	0	0	6
Southern Miss	20	4-7	2-3	0-0	0-5-5	0	0	1	0	2	10
vs. Arizona State	24	0-7	0-1	0-0	0-1-1	1	0	4	1	1	0
vs. Columbia	17	2-6	0-1	2-3	0-2-2	1	1	0	0	0	6
vs. Green Bay	7	0-3	0-1	0-0	0-0-0	2	0	0	0	0	0
vs. Louisiana	23	5-10	1-3	2-3	3-4-7	0	0	2	0	0	13
Oklahoma State	7	0-0	0-0	0-0	0-1-1	1	0	0	1	0	0
Little Rock	16	2-5	1-3	4-4	2-4-6	1	0	0	0	2	9
Oregon	20	0-5	0-1	0-0	0-1-1	0	1	1	0	1	0
Maine	15	2-3	0-0	2-2	0-1-1	2	0	0	0	0	6
at UNLV	13	2-5	0-1	2-2	0-1-1	2	1	1	0	0	6
vs. Syracuse	3	0-0	0-0	0-0	0-0-0	0	0	0	0	0	0
Miss. Valley St.	— DID NOT PLAY —										
at Georgia	8	2-3	1-1	0-0	0-1-1	0	0	0	0	0	5
Arkansas	10	1-1	1-1	0-0	0-1-1	1	2	1	0	0	3
at LSU	23	4-8	1-2	1-1	1-3-4	4	1	1	0	0	10
Ole Miss	15	0-3	0-1	2-2	1-2-3	1	1	2	0	0	2
Alabama	14	2-4	0-0	3-4	3-0-3	1	0	1	0	1	7
at Tennessee	8	0-1	0-0	0-0	0-1-1	1	0	0	0	0	0
Florida	13	2-4	0-0	1-2	2-1-3	0	1	1	0	1	5
at Ole Miss											
at Missouri											
South Carolina											
at Florida											
Kentucky											
at Vanderbilt											
Texas A&M											
Auburn											
at Kentucky											

BIBBY'S BULLDOG BITES

- Connected on 5 of 8 shots, including 2 3-pointers, for 13 points in her MSU debut against Virginia
- Had 6 points, 5 rebounds, 3 assists vs. Georgia State
- Tallied 10 points, 5 rebounds and 2 steals against Southern Miss
- Added 6 points in MSU's Cancun Challenge win against Columbia
- Notched 13 points and grabbed 7 rebounds against Louisiana
- Collected 9 points and 6 rebounds against Little Rock
- Added 6 points in State's wins against Maine and UNLV
- Scored 5 points in her SEC debut, a road win at Georgia
- Carded 10 points and 4 rebounds on 4-of-8 shooting at LSU
- Tallied 7 points and had 3 rebounds against Alabama
- Contributed 5 points in a home win against Florida

CHLOE BIBBY'S CAREER STATISTICS

ALL GAMES

Year	GP	GS	Min	Avg	Total			3-Point			F-Throw			Rebounds				PF	FO	Ast	TO	Blk	Stl	Pts	Avg
					FG	FGA	Pct	FG	FGA	Pct	FT	FTA	Pct	Off	Def	Tot	Avg								
2017-18	20	0	303	15.2	36	90	.400	9	24	.375	20	24	.833	17	32	49	2.5	22	0	11	16	2	8	101	5.1
TOTAL	20	0	303	15.2	36	90	.400	9	24	.375	20	24	.833	17	32	49	2.5	22	0	11	16	2	8	101	5.1

SEC GAMES

Year	GP	GS	Min	Avg	Total			3-Point			F-Throw			Rebounds				PF	FO	Ast	TO	Blk	Stl	Pts	Avg
					FG	FGA	Pct	FG	FGA	Pct	FT	FTA	Pct	Off	Def	Tot	Avg								
2017-18	7	0	91	13.0	11	24	.458	3	5	.600	7	9	.778	7	9	16	2.3	8	0	5	6	0	2	32	4.6
TOTAL	7	0	91	13.0	11	24	.458	3	5	.600	7	9	.778	7	9	16	2.3	8	0	5	6	0	2	32	4.6



ZION CAMPBELL

Center | 6-3 | Redshirt Sophomore

Washington, D.C. | Riverdale Baptist School

25

CAREER HIGHS

Points	13, vs. Georgia State (11-16-17)
Rebounds	11, vs. Georgia State (11-16-17)
FG Made	6, vs. Georgia State (11-16-17)
FG Attempts	6, vs. Georgia State (11-16-17)
3PT FG Made	—
3PT FG Attempts	—
FT Made	3, vs. Arizona State (11-23-17)
FT Attempts	4, vs. Arizona State (11-23-17)
Assists	1, 8x, last vs. Syracuse (12-21-17)
Blocks	3, vs. Ole Miss (1-11-18)
Steals	2, vs. Little Rock (12-10-17)

SEC HIGHS

Points	6, vs. Florida (1-25-18)
Rebounds	3, 2x, last vs. Ole Miss (1-11-18)
FG Made	3, vs. Florida (1-25-18)
FG Attempts	3, 2x, last vs. Florida (1-25-18)
3PT FG Made	—
3PT FG Attempts	—
FT Made	1, at Georgia (12-31-17)
FT Attempts	2, 2x, last at Georgia (12-31-17)
Assists	1, 2x, last vs. Florida (1-25-18)
Blocks	3, vs. Ole Miss (1-11-18)
Steals	1, vs. Florida (1-25-18)

CAMPBELL'S 2017-18 GAME-BY-GAME (* — INDICATES GAME STARTED)

Opponent	Min.	FG-A	3PT-A	FT-A	O-D-T	PF	Ast.	TO	Blk.	Stl.	Pts.
Virginia											
Georgia State	25	6-6	0-0	1-2	2-9-11	2	0	1	1	0	13
Southern Miss	12	1-3	0-0	0-0	3-2-5	1	1	0	0	1	2
vs. Arizona State	20	1-2	0-0	3-4	3-3-6	2	0	1	1	0	5
vs. Columbia	16	1-2	0-0	1-2	2-4-6	3	0	2	1	0	3
vs. Green Bay	7	0-0	0-0	0-0	0-0-0	1	0	1	0	0	0
vs. Louisiana	14	1-2	0-0	0-0	1-4-5	1	0	1	0	0	2
Oklahoma State	9	0-0	0-0	0-0	0-4-4	2	1	1	2	0	0
Little Rock	21	3-4	0-0	0-0	3-2-5	2	1	1	0	2	6
Oregon	5	0-0	0-0	0-0	0-1-1	0	0	0	0	0	0
Maine	14	3-5	0-0	1-2	1-3-4	0	1	1	0	1	7
at UNLV	14	0-1	0-0	0-0	0-3-3	1	0	0	1	0	0
vs. Syracuse	16	1-2	0-0	1-2	2-5-7	3	1	2	0	1	3
Miss. Valley St.	13	4-5	0-0	0-0	1-2-3	1	0	1	1	0	8
at Georgia	6	1-1	0-0	1-2	0-1-1	1	0	0	0	0	3
Arkansas	13	1-3	0-0	0-0	1-2-3	2	0	0	1	0	2
at LSU	1	0-0	0-0	0-0	1-0-1	0	0	0	0	0	0
Ole Miss	14	1-1	0-0	0-0	0-3-3	0	0	0	3	0	2
Alabama	2	0-0	0-0	0-0	0-0-0	0	0	0	0	0	0
at Tennessee	4	0-0	0-0	0-0	0-0-0	0	0	0	0	0	0
Florida	12	3-3	0-0	0-0	1-1-2	0	1	0	1	1	6
at Ole Miss											
at Missouri											
South Carolina											
at Florida											
Kentucky											
at Vanderbilt											
Texas A&M											
Auburn											
at Kentucky											

CAMPBELL'S BULLDOG BITES

- Tabbed to the SEC Academic Honor Roll each of her first two seasons on campus
- Registered her first-career double-double with 13 points and a game-high 11 rebounds against Georgia State
- Scored 5 points and grabbed 6 rebounds against No. 24 Arizona State
- Collected 6 rebounds and had a block against Columbia
- Blocked a career-best 2 shots against Oklahoma State
- Tallied a career-high 2 steals in a 6-point effort against Little Rock
- Put in 7 points and grabbed 4 rebounds against Maine
- Pulled in 7 rebounds against No. 22 Syracuse
- Scored 8 points against Mississippi Valley State
- Had her best SEC outing in a home win against Florida, notching 6 points on 3-of-3 shooting

ZION CAMPBELL'S CAREER STATISTICS

ALL GAMES

Year	GP	GS	Min	Avg	Total			3-Point			F-Throw			Rebounds				PF	FO	Ast	TO	Blk	Stl	Pts	Avg
					FG	FGA	Pct	FG	FGA	Pct	FT	FTA	Pct	Off	Def	Tot	Avg								
2016-17	16	0	43	2.7	5	7	.714	0	0	.000	0	2	.000	4	9	13	0.8	5	0	3	1	0	1	10	0.6
2017-18	20	0	238	11.9	27	40	.675	0	0	.000	8	14	.571	21	49	70	3.5	22	0	6	12	12	6	62	3.1
TOTAL	36	0	281	7.8	32	47	.681	0	0	.000	8	16	.500	25	58	83	2.3	27	0	9	13	12	7	72	2.0

SEC GAMES

Year	GP	GS	Min	Avg	Total			3-Point			F-Throw			Rebounds				PF	FO	Ast	TO	Blk	Stl	Pts	Avg
					FG	FGA	Pct	FG	FGA	Pct	FT	FTA	Pct	Off	Def	Tot	Avg								
2016-17	7	0	20	2.9	2	3	.667	0	0	.000	0	2	.000	1	4	5	0.7	1	0	1	1	0	0	4	0.6
2017-18	7	0	52	7.4	6	8	.750	0	0	.000	1	2	.500	3	7	10	1.4	3	0	1	0	5	1	13	1.9
TOTAL	14	0	72	5.1	8	11	.727	0	0	.000	1	4	.250	4	11	15	1.1	4	0	2	1	5	1	17	1.2



JORDAN DANBERRY

Guard | 5-8 | Junior

Conway, Ark. | Conway HS/Arkansas

24

CAREER HIGHS

Points 7, 2x, last vs. Florida (1-25-18)
 Rebounds 4, 2x, last vs. MVSU (12-28-17)
 FG Made 3, vs. Florida (1-25-18)
 FG Attempts 9, vs. Florida (1-25-18)
 3PT FG Made 1, vs. MVSU (12-28-17)
 3PT FG Attempts 1, vs. MVSU (12-28-17)
 FT Made 3, vs. Maine (12-17-17)
 FT Attempts 4, vs. Maine (12-17-17)
 Assists 7, vs. MVSU (12-28-17)
 Blocks 1, 3x, last vs. Ole Miss (1-11-18)
 Steals 3, vs. Alabama (1-14-18)

SEC HIGHS

Points 7, vs. Florida (1-25-18)
 Rebounds 3, vs. Arkansas (1-4-18)
 FG Made 3, vs. Florida (1-25-18)
 FG Attempts 9, vs. Florida (1-25-18)
 3PT FG Made —
 3PT FG Attempts —
 FT Made 1, vs. Florida (1-25-18)
 FT Attempts 2, vs. Florida (1-25-18)
 Assists 3, vs. Arkansas (1-4-18)
 Blocks 1, 2x, last vs. Ole Miss (1-11-18)
 Steals 3, vs. Alabama (1-14-18)

DANBERRY'S 2017-18 GAME-BY-GAME (* — INDICATES GAME STARTED)

Opponent	Min.	FG-A	3PT-A	FT-A	O-D-T	PF	Ast.	TO	Blk.	Stl.	Pts.
Virginia			—	DID NOT PLAY	—						
Georgia State			—	DID NOT PLAY	—						
Southern Miss			—	DID NOT PLAY	—						
vs. Arizona State			—	DID NOT PLAY	—						
vs. Columbia			—	DID NOT PLAY	—						
vs. Green Bay			—	DID NOT PLAY	—						
vs. Louisiana			—	DID NOT PLAY	—						
Oklahoma State			—	DID NOT PLAY	—						
Little Rock	13	1-4	0-0	0-2	1-0-1	2	0	1	0	1	2
Oregon	6	0-2	0-1	0-0	0-0-0	0	0	0	0	0	0
Maine	15	2-6	0-0	3-4	1-3-4	3	3	3	1	1	7
at UNLV	13	2-7	0-0	0-0	2-1-3	4	2	1	0	2	4
vs. Syracuse	5	0-1	0-0	0-0	0-0-0	0	1	0	0	0	0
Miss. Valley St.	15	1-4	1-1	2-2	1-3-4	1	7	1	0	0	5
at Georgia	9	0-0	0-0	0-0	0-0-0	0	0	1	0	0	0
Arkansas	15	2-4	0-0	0-0	1-2-3	1	3	0	0	0	4
at LSU	5	0-0	0-0	0-0	0-0-0	2	0	2	1	0	0
Ole Miss	8	1-1	0-0	0-0	0-0-0	0	0	0	1	0	2
Alabama	12	1-2	0-0	0-0	0-1-1	3	2	2	0	3	2
at Tennessee	4	0-0	0-0	0-0	0-0-0	0	0	1	0	1	0
Florida	13	3-9	0-0	1-2	1-1-2	0	0	1	0	2	7
at Ole Miss											
at Missouri											
South Carolina											
at Florida											
Kentucky											
at Vanderbilt											
Texas A&M											
Auburn											
at Kentucky											

DANBERRY'S BULLDOG BITES

- Made her MSU debut against Little Rock
- Played in 36 games at Arkansas
- Added 7 points to go with 4 rebounds against Maine
- Dished 7 assists against Mississippi Valley State
- Scored 4 points and had 3 assists against her former team, Arkansas
- Had 3 steals against Alabama
- Tallied her best SEC outing as a Bulldog with 7 points against Florida

JORDAN DANBERRY'S CAREER STATISTICS

ALL GAMES (MSU & ARKANSAS)

Year	GP	GS	Min	Avg	Total			3-Point			F-Throw			Rebounds				PF	FO	Ast	TO	Blk	Stl	Pts	Avg
					FG	FGA	Pct	FG	FGA	Pct	FT	FTA	Pct	Off	Def	Tot	Avg								
2015-16*	30	13	575	19.2	77	233	.330	3	28	.107	44	71	.620	30	48	78	2.6	72	2	70	83	5	27	201	6.7
2016-17*	6	0	72	12.0	8	19	.421	2	3	.667	10	13	.769	10	13	23	3.8	10	0	4	12	0	2	28	4.7
2017-18	13	0	133	10.2	13	40	.325	1	2	.500	6	10	.600	7	11	18	1.4	16	0	18	13	3	10	33	2.5
MSU TOTAL	13	0	133	10.2	13	40	.325	1	2	.500	6	10	.600	7	11	18	1.4	16	0	18	13	3	10	33	2.5
All*	49	13	780	15.9	98	292	.336	6	33	.182	60	94	.638	47	72	119	2.4	98	2	92	108	8	39	262	5.3

* Statistics from Arkansas

SEC GAMES (MSU ONLY)

Year	GP	GS	Min	Avg	Total			3-Point			F-Throw			Rebounds				PF	FO	Ast	TO	Blk	Stl	Pts	Avg
					FG	FGA	Pct	FG	FGA	Pct	FT	FTA	Pct	Off	Def	Tot	Avg								
2017-18	7	0	66	9.4	7	16	.438	0	0	.000	1	2	.500	2	4	6	0.9	6	0	5	7	2	6	15	2.1
TOTAL	7	0	66	9.4	7	16	.438	0	0	.000	1	2	.500	2	4	6	0.9	6	0	5	7	2	6	15	2.1



JONIKA GARVIN

Forward | 6-0 | Junior

Lake Worth, Fla. | Lake Worth HS/Palm Beach State CC

21

CAREER HIGHS

Points	4, 2x, last vs. MVSU (12-28-17)
Rebounds	5, vs. Louisiana (11-29-17)
FG Made	2, 2x, last vs. MVSU (12-28-17)
FG Attempts	4, 2x, last vs. Louisiana (11-29-17)
3PT FG Made	—
3PT FG Attempts	1, 2x, last vs. Louisiana (11-29-17)
FT Made	1, 3x, last vs. Maine (12-17-17)
FT Attempts	4, vs. Louisiana (11-29-17)
Assists	1, vs. Georgia State (11-16-17)
Blocks	1, vs. Little Rock (12-10-17)
Steals	1, vs. Maine (12-17-17)

SEC Highs

Points	—
Rebounds	—
FG Made	—
FG Attempts	—
3PT FG Made	—
3PT FG Attempts	—
FT Made	—
FT Attempts	—
Assists	—
Blocks	—
Steals	—

GARVIN'S 2017-18 GAME-BY-GAME (* — INDICATES GAME STARTED)

Opponent	Min.	FG-A	3PT-A	FT-A	O-D-T	PF	Ass.	TO	Blk.	Stl.	Pts.
Virginia	1	0-0	0-0	0-0	0-0-0	0	0	0	0	0	0
Georgia State	9	0-0	0-0	1-2	1-2-3	1	1	2	0	0	1
Southern Miss	4	0-1	0-0	0-0	0-1-1	0	0	0	0	0	0
vs. Arizona State	— DID NOT PLAY —										
vs. Columbia	4	2-4	0-1	0-0	0-1-1	3	0	1	0	0	4
vs. Green Bay	2	0-1	0-0	0-0	0-0-0	1	0	0	0	0	0
vs. Louisiana	8	0-4	0-1	1-4	2-3-5	1	0	1	0	0	1
Oklahoma State	1	0-0	0-0	0-0	0-0-0	1	0	0	0	0	0
Little Rock	3	0-1	0-0	0-0	0-0-0	1	0	0	1	0	0
Oregon	— DID NOT PLAY —										
Maine	4	1-1	0-0	1-2	1-2-3	1	0	1	0	1	3
at UNLV	4	0-3	0-0	0-0	0-0-0	0	0	0	0	0	0
vs. Syracuse	— DID NOT PLAY —										
Miss. Valley St.	8	2-3	0-0	0-1	1-3-4	0	0	0	0	0	4
at Georgia	— DID NOT PLAY —										
Arkansas	— DID NOT PLAY —										
at LSU	— DID NOT PLAY —										
Ole Miss	— DID NOT PLAY —										
Alabama	— DID NOT PLAY —										
at Tennessee	— DID NOT PLAY —										
Florida	— DID NOT PLAY —										
at Ole Miss											
at Missouri											
South Carolina											
at Florida											
Kentucky											
at Vanderbilt											
Texas A&M											
Auburn											
at Kentucky											

GARVIN'S BULLDOG BITES

- Scored her first point as a Bulldog against Georgia State and added 3 rebounds
- Scored a season-high 4 points in MSU's win against Columbia
- Pulled down a season-best 5 rebounds against Louisiana
- Matched her season high with 4 points against Mississippi Valley State

JONIKA GARVIN'S CAREER STATISTICS

ALL GAMES (MSU & AUBURN)

Year	GP	GS	Min	Avg	Total			3-Point			F-Throw			Rebounds				PF	FO	Ast	TO	Blk	Stl	Pts	Avg
					FG	FGA	Pct	FG	FGA	Pct	FT	FTA	Pct	Off	Def	Tot	Avg								
2015-16*	20	0	199	10.0	17	67	.254	3	20	.150	1	5	.200	6	25	31	1.6	18	0	8	15	8	7	38	1.9
2017-18	11	0	48	4.4	5	18	.278	0	2	.000	3	9	.333	5	12	17	1.5	9	0	1	5	1	1	13	1.2
MSU TOTAL	11	0	48	4.4	5	18	.278	0	2	.000	3	9	.333	5	12	17	1.5	9	0	1	5	1	1	13	1.2
All*	31	0	247	8.0	22	85	.259	3	22	.136	4	14	.286	11	37	48	1.5	27	0	9	20	9	8	51	1.6

* Statistics from Auburn

SEC GAMES (MSU ONLY)

Year	GP	GS	Min	Avg	Total			3-Point			F-Throw			Rebounds				PF	FO	Ast	TO	Blk	Stl	Pts	Avg
					FG	FGA	Pct	FG	FGA	Pct	FT	FTA	Pct	Off	Def	Tot	Avg								
2017-18																									
TOTAL																									



JAZZMUN HOLMES

Guard | 5-8 | Junior

Gulfport, Miss. | Harrison Central HS

10

CAREER HIGHS

Points	14, vs. DePaul (3-19-17)
Rebounds	6, vs. Grambling (11-21-15)
FG Made.....	4, 2x, last vs. Villanova (11-11-16)
FG Attempts	8, 3x, last vs. Villanova (11-11-16)
3PT FG Made	1, 7x, vs. Southern Miss (11-19-17)
3PT FG Attempts	3, 3x, last vs. Florida (1-12-17)
FT Made	8, vs. DePaul (3-19-17)
FT Attempts.....	10, vs. DePaul (3-19-17)
Assists.....	8, 7x, last vs. Louisiana (11-29-17)
Blocks	2, 2x, last vs. Louisiana (11-29-17)
Steals	5, vs. Samford (11-13-15)

SEC HIGHS

Points	8, vs. Arkansas (1-10-16)
Rebounds	3, 2x, last vs. Georgia (2-16-17)
FG Made.....	3, at Ole Miss (2-12-17)
FG Attempts	6, at Ole Miss (2-12-17)
3PT FG Made	1, 2x, last vs. Florida (1-12-17)
3PT FG Attempts	3, vs. Florida (1-12-17)
FT Made	5, vs. Arkansas (1-10-16)
FT Attempts.....	6, 2x, last vs. Florida (1-12-17)
Assists.....	6, 2x, last vs. LSU (1-1-17)
Blocks	1, 3x, last vs. Florida (1-25-18)
Steals	3, at Ole Miss (2-12-17)

HOLMES' 2017-18 GAME-BY-GAME (* — INDICATES GAME STARTED)

Opponent	Min.	FG-A	3PT-A	FT-A	O-D-T	PF	Ast.	TO	Blk.	Stl.	Pts.
Virginia	11	0-1	0-0	2-2	0-0-0	2	1	2	2	3	2
Georgia State	19	3-4	0-0	2-6	3-0-3	1	5	1	0	3	8
Southern Miss	21	2-6	1-1	3-4	2-1-3	0	7	1	0	2	8
vs. Arizona State	16	1-5	0-0	1-2	0-1-1	1	3	2	0	2	3
vs. Columbia	24	2-5	0-0	0-0	0-4-4	1	8	1	1	1	4
vs. Green Bay	15	2-5	0-1	0-0	1-2-3	1	0	1	0	1	4
vs. Louisiana	25	2-4	0-0	6-6	0-2-2	2	8	1	2	1	10
Oklahoma State	16	2-5	0-0	0-0	0-1-1	4	1	0	1	1	4
Little Rock	12	2-5	0-0	1-1	0-0-0	0	1	2	0	0	5
Oregon	7	1-2	0-0	0-0	0-1-1	0	1	1	0	0	2
Maine	22	3-3	0-0	3-4	0-1-1	1	3	1	0	3	9
at UNLV	19	1-1	0-0	3-4	1-2-3	0	4	1	0	2	5
vs. Syracuse	20	3-4	0-0	3-3	0-1-1	2	4	1	0	0	9
Miss. Valley St.	15	2-2	0-0	1-1	0-1-1	3	1	1	0	1	5
at Georgia	12	0-0	0-0	0-0	0-1-1	0	2	1	0	1	0
Arkansas	12	1-2	0-0	2-2	0-2-2	2	3	1	0	1	4
at LSU	13	2-3	0-0	2-3	1-0-1	1	1	0	0	0	6
Ole Miss	19	0-1	0-0	4-4	1-0-1	2	3	2	0	1	4
Alabama	10	1-3	0-1	0-0	0-0-0	0	1	2	0	1	2
at Tennessee	11	0-2	0-0	2-2	0-2-2	1	2	2	0	1	2
Florida	15	1-1	0-0	0-0	0-2-2	0	1	0	1	0	2
at Ole Miss											
at Missouri											
South Carolina											
at Florida											
Kentucky											
at Vanderbilt											
Texas A&M											
Auburn											
at Kentucky											

HOLMES' BULLDOG BITES

- Registered 3 steals and a career-best 2 blocks against Virginia
- Dished 5 assists and tied for the game high with 3 steals to go with 8 points against Georgia State
- Added 8 points to go with 7 assists and 2 steals against Southern Miss
- Had 3 assists and 2 steals in a win against No. 24 Arizona State
- Tied a career high with 8 assists in a win against Columbia
- Tallied 4 points in MSU's Cancun Challenge win against Green Bay
- Scored a season-best 10 points, including 6-for-6 at the free-throw line, and tied a career high with 8 assists against Louisiana
- Had 9 points, 3 assists, 3 steals against Maine
- Collected 4 assists and a pair of steals to go with 5 points at UNLV
- Contributed 9 points and a team-high 4 assists in MSU's win against Syracuse
- Put in 6 points on 2-of-3 shooting at LSU

JAZZMUN HOLMES' CAREER STATISTICS

ALL GAMES

Year	GP	GS	Min	Avg	Total			3-Point			F-Throw			Rebounds				PF	FO	Ast	TO	Blk	Stl	Pts	Avg
					FG	FGA	Pct	FG	FGA	Pct	FT	FTA	Pct	Off	Def	Tot	Avg								
2015-16	33	0	298	9.0	20	70	.286	2	17	.118	20	24	.833	8	25	33	1.0	26	0	71	32	3	21	62	1.9
2016-17	38	0	445	11.7	32	91	.352	4	13	.308	34	47	.723	12	30	42	1.1	43	0	98	43	3	25	102	2.7
2017-18	21	0	334	15.9	31	64	.484	1	3	.333	35	44	.795	9	24	33	1.6	24	0	60	24	7	25	98	4.7
TOTAL	92	0	1077	11.7	83	225	.369	7	33	.212	89	115	.774	29	79	108	1.2	93	0	229	99	13	71	262	2.8

SEC GAMES

Year	GP	GS	Min	Avg	Total			3-Point			F-Throw			Rebounds				PF	FO	Ast	TO	Blk	Stl	Pts	Avg
					FG	FGA	Pct	FG	FGA	Pct	FT	FTA	Pct	Off	Def	Tot	Avg								
2015-16	14	0	80	5.7	7	20	.350	1	4	.250	6	8	.750	1	7	8	0.6	7	0	14	16	1	6	21	1.5
2016-17	15	0	157	10.5	9	35	.257	1	6	.167	9	15	.600	5	10	15	1.0	15	0	31	17	1	11	28	1.9
2017-18	7	0	92	13.1	5	12	.417	0	1	.000	10	11	.909	2	7	9	1.3	6	0	13	8	1	5	20	2.9
TOTAL	36	0	329	9.1	21	67	.313	2	11	.182	25	34	.735	8	24	32	0.9	28	0	58	41	3	22	69	1.9

2017 NCAA NATIONAL FINALIST



@HailStateWBK



Facebook.com/HailStateWBK



HailStateWBK



ROSHUNDA JOHNSON

Guard | 5-7 | Redshirt Senior

Little Rock, Ark. | Parkview HS/Oklahoma St.

11

CAREER HIGHS

Points	29, vs. Southern Miss (11-19-17)
Rebounds	7, 2x, last vs. Florida (1-25-18)
FG Made	11, vs. Southern Miss (11-19-17)
FG Attempts	20, vs. Southern Miss (11-19-17)
3PT FG Made	5, 2x, last vs. Southern Miss (11-19-17)
3PT FG Attempts	11, vs. Southern Miss (11-19-17)
FT Made	7, vs. Oklahoma State (12-3-17)
FT Attempts	7, vs. Oklahoma State (12-3-17)
Assists	10, vs. Arkansas (1-4-18)
Blocks	1, 3x, last at Georgia (12-31-17)
Steals	5, 2x, last at UNLV (12-20-17)

SEC HIGHS

Points	17, vs. Vanderbilt (2-9-17)
Rebounds	7, vs. Florida (1-25-18)
FG Made	7, at Tennessee (1-21-18)
FG Attempts	13, at Tennessee (1-21-18)
3PT FG Made	5, vs. Vanderbilt (2-9-17)
3PT FG Attempts	8, 2x, last at Georgia (12-31-17)
FT Made	4, vs. Ole Miss (1-11-18)
FT Attempts	4, vs. Ole Miss (1-11-18)
Assists	10, vs. Arkansas (1-4-18)
Blocks	1, at Georgia (12-31-17)
Steals	4, vs. Ole Miss (1-11-18)

JOHNSON'S 2017-18 GAME-BY-GAME (* — INDICATES GAME STARTED)

Opponent	Min.	FG-A	3PT-A	FT-A	O-D-T	PF	Asst.	TO	Blk.	Stl.	Pts.
*Virginia	28	6-15	4-10	2-3	0-0-0	3	2	3	1	3	18
*Georgia State	16	3-5	3-3	0-0	0-1-1	3	4	1	0	2	9
*Southern Miss	29	11-20	5-11	2-2	3-1-4	1	3	1	0	2	29
*vs. Arizona State	32	7-13	2-3	0-0	0-1-1	2	2	2	0	4	16
*vs. Columbia	25	2-8	1-4	2-2	2-2-4	1	0	2	1	2	7
*vs. Green Bay	31	5-11	4-7	0-0	2-4-6	4	2	2	0	3	14
*vs. Louisiana	22	0-7	0-2	2-2	4-3-7	1	5	1	0	1	2
*Oklahoma State	36	5-12	1-2	7-7	4-1-5	2	0	1	0	2	18
*Little Rock	24	2-6	0-1	0-0	1-1-2	0	1	0	0	5	4
*Oregon	34	3-9	1-3	0-0	0-0-0	1	5	0	0	0	7
*Maine	25	2-9	2-7	0-0	2-4-6	1	4	1	0	0	6
*at UNLV	23	4-9	3-6	1-1	0-2-2	2	0	3	0	5	12
*vs. Syracuse	36	3-13	1-7	0-0	1-1-2	1	1	1	0	1	7
*Miss. Valley St.	30	6-10	1-5	1-1	1-1-2	0	5	0	0	3	14
*at Georgia	30	6-10	4-8	0-2	2-1-3	2	4	1	1	0	16
*Arkansas	29	6-12	1-4	0-0	0-3-3	2	10	0	0	3	13
*at LSU	35	3-5	2-3	2-2	2-4-6	4	5	2	0	2	10
*Ole Miss	30	1-5	0-2	4-4	2-2-4	2	1	3	0	4	6
*Alabama	35	5-12	3-7	1-2	0-2-2	1	1	1	0	2	14
*at Tennessee	37	7-13	2-3	0-0	1-2-3	4	1	0	0	3	16
*Florida	29	4-10	1-3	0-0	1-6-7	1	1	2	0	3	9
at Ole Miss											
at Missouri											
South Carolina											
at Florida											
Kentucky											
at Vanderbilt											
Texas A&M											
Auburn											
at Kentucky											

JOHNSON'S BULLDOG BITES

- 1st in MSU career 3FG% records (42.1%)
- Scored 18 points and had 3 steals against Virginia
- Went 3-for-3 from 3-point range for 9 points and added a career-best 4 assists against Georgia State
- Scored a career-high 29 points, making 11 field goals, including 5 3-pointers against Southern Miss
- Averaged 12.3 points, shooting 43.8% from the field and 50% from 3-point range, and 3.0 steals in the Cancun Challenge
- Poured in 16 points and had a career-high 4 steals against No. 24 Arizona State
- Notched 3 steals to go with 14 points in the Mayan Division championship win against Green Bay
- Scored 18 points, including going 7-of-7 at the line, and had 5 rebounds and 2 steals in a win against her former team, Oklahoma State
- Recorded a career-high 5 steals against Little Rock
- Hit 4 field goals, 3 3-pointers, for 12 points at UNLV
- Added 14 points, 5 assists and 3 steals against Mississippi Valley State
- Tallied 16 points in State's SEC-opening win at Georgia
- Recorded her 1st double-double with 13 points and 10 assists against Arkansas
- Added 10 points, 5 assists and 2 steals at LSU
- Had an SEC personal-best 4 steals against Ole Miss
- Scored 14 points and had 2 steals against Alabama
- Contributed 16 points and 3 steals in State's road win at No. 6 Tennessee
- Had 9 points, 7 rebounds and 3 steals in State's 21st-straight win, a home victory against Florida

ROSHUNDA JOHNSON'S CAREER STATISTICS

ALL GAMES (MSU & OKLAHOMA ST.)

Year	GP	GS	Min	Avg	Total			3-Point			F-Throw			Rebounds				PF	FO	Ast	TO	Blk	Stl	Pts	Avg
					FG	FGA	Pct	FG	FGA	Pct	FT	FTA	Pct	Off	Def	Tot	Avg								
2013-14*	32	6	712	22.3	59	176	.335	20	66	.303	38	56	.679	14	73	87	2.7	57	3	48	47	2	37	176	5.5
2014-15*	32	31	1118	34.9	127	360	.353	46	117	.393	62	80	.775	21	102	123	3.8	72	1	121	76	4	76	362	11.3
2016-17	33	9	431	13.1	70	163	.429	42	96	.438	27	30	.900	20	34	54	1.6	38	0	25	28	0	26	209	6.3
2017-18	21	21	616	29.3	91	214	.425	41	101	.406	24	28	.857	28	42	70	3.3	38	0	57	27	3	50	247	11.8
MSU TOTAL	54	30	1047	19.4	161	377	.427	83	197	.421	51	58	.879	48	76	124	2.3	76	0	82	55	3	76	456	8.4
All*	118	67	2877	24.4	347	913	.380	149	380	.392	151	194	.778	83	251	334	2.8	205	4	251	178	9	189	994	8.4

*Statistics from Oklahoma State

SEC GAMES

Year	GP	GS	Min	Avg	Total			3-Point			F-Throw			Rebounds				PF	FO	Ast	TO	Blk	Stl	Pts	Avg
					FG	FGA	Pct	FG	FGA	Pct	FT	FTA	Pct	Off	Def	Tot	Avg								
2016-17	11	0	108	9.8	21	45	.467	13	24	.542	8	8	1.000	4	11	15	1.4	14	0	5	7	0	6	63	5.7
2017-18	7	7	225	32.1	32	67	.478	13	30	.433	7	10	.700	8	20	28	4.0	16	0	23	9	1	17	84	12.0
TOTAL	18	7	333	18.5	53	112	.473	26	54	.481	15	18	.833	12	31	43	2.4	30	0	28	16	1	23	147	8.2

2017 NCAA NATIONAL FINALIST



@HailStateWBK



Facebook.com/HailStateWBK



HailStateWBK



TEAIRA McCOWAN

Center | 6-7 | Junior
Brenham, Texas | Brenham HS

15

CAREER HIGHS

Points	41, vs. MVSU (12-28-17)
Rebounds	20, 2x, last at LSU (1-7-18)
FG Made	19, vs. MVSU (12-28-17)
FG Attempts	24, 2x, last at LSU (1-7-18)
3PT FG Made	—
3PT FG Attempts	—
FT Made	8, vs. Arkansas (1-4-18)
FT Attempts	12, at LSU (1-7-18)
Assists	2, 6x, vs. Washington (3-24-17)
Blocks	6, vs. Washington (3-24-17)
Steals	5, vs. Vanderbilt (3-4-16)

SEC HIGHS

Points	31, at LSU (1-7-18)
Rebounds	20, at LSU (1-7-18)
FG Made	13, at LSU (1-7-18)
FG Attempts	24, at LSU (1-7-18)
3PT FG Made	—
3PT FG Attempts	—
FT Made	8, vs. Arkansas (1-4-18)
FT Attempts	12, at LSU (1-7-18)
Assists	2, 2x, last at Texas A&M (2-19-17)
Blocks	5, at Georgia (1-21-16)
Steals	2, 3x, last vs. Florida (1-25-18)

McCOWAN'S 2017-18 GAME-BY-GAME (* — INDICATES GAME STARTED)

Opponent	Min.	FG-A	3PT-A	FT-A	O-D-T	PF	Ass.	TO	Blk.	Stl.	Pts.
*Virginia	30	3-10	0-0	1-2	4-6-10	3	1	4	2	1	7
*Georgia State	15	9-10	0-0	1-4	3-2-5	3	0	1	2	0	19
*Southern Miss	28	6-9	0-0	5-8	7-3-10	2	0	1	3	0	17
*vs. Arizona State	20	7-11	0-0	1-2	7-7-14	3	0	2	1	0	15
*vs. Columbia	24	9-15	0-0	3-8	6-4-10	3	1	0	1	1	21
*vs. Green Bay	33	4-9	0-0	1-4	5-8-13	3	0	1	3	0	9
*vs. Louisiana	26	15-20	0-0	1-5	8-12-20	1	0	3	4	3	31
*Oklahoma State	21	1-4	0-0	5-9	1-10-11	4	1	5	1	1	7
*Little Rock	16	6-8	0-0	1-2	2-9-11	3	1	1	0	0	13
*Oregon	35	15-18	0-0	5-6	12-7-19	3	1	2	5	1	35
*Maine	26	8-14	0-0	2-3	5-6-11	1	0	1	1	3	18
*at UNLV	26	12-20	0-0	7-7	10-5-15	1	0	3	2	0	31
*vs. Syracuse	24	5-9	0-0	4-7	6-7-13	5	0	3	1	0	14
*Miss. Valley St.	27	19-24	0-0	3-4	8-5-13	1	1	0	5	2	41
*at Georgia	34	12-15	0-0	2-6	9-4-13	2	0	2	0	1	26
*Arkansas	27	5-11	0-0	8-9	2-6-8	1	1	1	1	0	18
*at LSU	39	13-24	0-0	5-12	6-14-20	3	1	2	1	1	31
*Ole Miss	26	12-13	0-0	1-2	3-10-13	3	0	3	4	0	25
*Alabama	38	6-13	0-0	7-8	8-8-16	2	0	0	1	1	19
*at Tennessee	36	5-11	0-0	2-2	10-8-18	3	0	4	2	0	12
*Florida	28	9-13	0-0	5-6	4-4-8	2	1	1	2	2	23
at Ole Miss											
at Missouri											
South Carolina											
at Florida											
Kentucky											
at Vanderbilt											
Texas A&M											
Auburn											
at Kentucky											

McCOWAN'S BULLDOG BITES

- Preseason 2nd Team All-SEC by league coaches
- Named to Lisa Leslie Award Watch List for nation's top center
- Tabbed to the Naismith Trophy Top 50 Watch List
- Earned a place on the Wooden Award Top 25
- Invited to United States U23 Training Camp in the fall
- Three-time SEC Player of the Week (Nov. 21, Dec. 19, Jan. 2)
- Twice named to NCAA Starting 5
- 3rd at MSU in career blocks (145)
- 1st at MSU in career FG% (57.9%)
- Reached 1,000-career points in a 23-point effort against Florida
- Notched her 1st double-double of the year against Southern Miss, tallying 17 points to go with 10 rebounds and 3 blocks
- Named to Cancun Challenge Mayan Division All-Tournament Team (15.0 ppg, 12.3 rpg, 1.7 bpg)
- Registered a double-double with 15 points, 14 rebounds against No. 24 Arizona State... Had 15 points, 13 boards in the 2nd half
- Had 31 points, 20 rebounds, 4 blocks and 3 steals against Louisiana, the 1st MSU player ever to have 30 points and 20 boards in a game
- Tallied 35 points, 19 rebounds and 5 blocks in MSU's win against No. 9 Oregon. First major conference player to have at least 35 points, 19 rebounds and 5 blocks in a game since Brittney Griner (Baylor) on Jan. 30, 2013
- Tallied 31 points and 15 rebounds in MSU's win at UNLV
- Added 14 points, 13 rebounds against No. 22 Syracuse
- Scored 41 points, 8th-most in school history, and grabbed 13 rebounds against Mississippi Valley State... Made 19 field goals, 2nd-most by an MSU player
- Paced State with 26 points and 13 rebounds in the SEC opener at Georgia
- Collected her 2nd 30-point, 20-rebound game of the year with 31 points and 20 boards at LSU
- Tied her school record for FG% against Ole Miss, making 92.3% (12-of-13) for 25 points... Also had 13 board and 4 blocks
- Tallied 19 points and 16 rebounds in a home win against Alabama
- Grabbed 18 rebounds (10 offensive) to go with 12 points in a road victory at No. 6 Tennessee

TEAIRA McCOWAN'S CAREER STATISTICS

ALL GAMES

Year	GP	GS	Min	Avg	Total			3-Point			F-Throw			Rebounds				PF	FO	Ast	TO	Blk	Stl	Pts	Avg
					FG	FGA	Pct	FG	FGA	Pct	FT	FTA	Pct	Off	Def	Tot	Avg								
2015-16	35	1	481	13.7	92	186	.495	0	0	.000	46	69	.667	100	95	195	5.6	93	5	9	49	46	18	230	6.6
2016-17	39	6	769	19.7	141	248	.569	0	0	.000	58	95	.611	107	169	276	7.1	108	2	20	42	57	31	340	8.7
2017-18	21	21	589	28.0	181	281	.644	0	0	.000	70	116	.603	125	146	271	12.9	52	1	9	40	42	17	432	20.6
TOTAL	95	28	1839	19.4	414	715	.579	0	0	.000	174	280	.621	332	410	742	7.8	253	8	38	131	145	66	1002	10.5

SEC GAMES

Year	GP	GS	Min	Avg	Total			3-Point			F-Throw			Rebounds				PF	FO	Ast	TO	Blk	Stl	Pts	Avg
					FG	FGA	Pct	FG	FGA	Pct	FT	FTA	Pct	Off	Def	Tot	Avg								
2015-16	16	0	227	14.2	33	71	.465	0	0	.000	16	24	.667	49	39	88	5.5	38	1	5	17	23	4	82	5.1
2016-17	16	0	326	20.4	65	98	.663	0	0	.000	18	30	.600	45	70	115	7.2	50	1	7	16	23	11	148	9.3
2017-18	7	7	228	32.6	62	100	.620	0	0	.000	30	45	.667	42	54	96	13.7	16	0	3	13	11	5	154	22.0
TOTAL	39	7	781	20.0	160	269	.595	0	0	.000	64	99	.646	136	163	299	7.7	104	2	15	46	57	20	384	9.8

2017 NCAA NATIONAL FINALIST



@HailStateWBK



Facebook.com/HailStateWBK



HailStateWBK



BLAIR SCHAEFER

Guard | 5-7 | Senior
Starkville, Miss. | Starkville HS

1

CAREER HIGHS

Points 21, vs. Troy (3-17-17)
Rebounds 7, vs. Southern Miss (11-19-17)
FG Made 6, 3x, last vs. DePaul (3-19-17)
FG Attempts 14, vs. Syracuse (12-21-17)
3PT FG Made 5, 2x, last vs. Florida (1-25-18)
3PT FG Attempts 13, vs. Syracuse (12-21-17)
FT Made 5, 2x, last vs. Ole Miss (1-11-18)
FT Attempts 6, 2x, last vs. Ole Miss (1-11-18)
Assists 7, at UNLV (12-20-17)
Blocks 2, vs. ULM (11-25-14)
Steals 4, vs. MVSU (11-24-15)

SEC HIGHS

Points 15, vs. Florida (1-25-18)
Rebounds 4, vs. Ole Miss (1-11-18)
FG Made 5, 2x, last vs. Florida (1-25-18)
FG Attempts 13, at Georgia (12-31-17)
3PT FG Made 5, vs. Florida (1-25-18)
3PT FG Attempts 12, at Georgia (12-31-17)
FT Made 5, vs. Ole Miss (1-11-18)
FT Attempts 6, vs. Ole Miss (1-11-18)
Assists 6, vs. Ole Miss (1-11-18)
Blocks —
Steals 3, at Alabama (1-19-17)

SCHAEFER'S 2017-18 GAME-BY-GAME (* — INDICATES GAME STARTED)

Opponent	Min.	FG-A	3PT-A	FT-A	O-D-T	PF	Asst.	TO	Blk.	Stl.	Pts.
*Virginia	18	0-5	0-4	0-0	1-0-1	2	2	1	0	1	0
*Georgia State	32	4-8	4-8	2-2	0-2-2	3	2	2	0	2	14
*Southern Miss	28	3-9	3-7	1-2	4-3-7	2	4	3	0	0	10
*vs. Arizona State	28	1-1	0-0	0-0	0-1-1	3	2	3	1	0	2
*vs. Columbia	23	5-10	4-6	0-0	1-0-1	2	1	1	0	0	14
*vs. Green Bay	33	4-9	3-8	2-2	0-1-1	0	1	0	0	2	13
*vs. Louisiana	26	5-12	3-9	0-0	1-0-1	2	1	1	0	0	13
*Oklahoma State	39	1-6	1-4	2-2	0-1-1	2	0	0	0	0	5
*Little Rock	27	3-9	2-5	2-2	1-0-1	1	1	1	0	0	10
*Oregon	27	1-4	1-3	0-0	0-2-2	1	1	1	0	0	3
*Maine	31	2-4	2-4	0-0	0-1-1	1	3	4	0	0	6
*at UNLV	28	3-8	3-7	2-2	1-1-2	3	7	0	0	1	11
*vs. Syracuse	36	5-14	5-13	0-0	1-3-4	3	1	0	0	0	15
*Miss. Valley St.	29	2-7	2-7	0-0	2-1-3	4	5	0	0	0	6
*at Georgia	37	3-13	3-12	0-0	0-1-1	2	4	1	0	2	9
*Arkansas	26	5-7	4-6	0-0	0-1-1	4	0	0	0	0	14
*at LSU	40	2-7	2-6	3-3	0-3-3	0	1	2	0	0	9
*Ole Miss	38	3-9	3-7	5-6	1-3-4	3	6	0	0	0	14
*Alabama	23	1-2	1-2	0-0	0-0-0	1	0	2	1	0	3
*at Tennessee	36	4-9	4-8	0-0	0-4-4	1	2	1	0	2	12
*Florida	15	5-8	5-8	0-0	0-0-0	2	2	2	0	1	15
at Ole Miss											
at Missouri											
South Carolina											
at Florida											
Kentucky											
at Vanderbilt											
Texas A&M											
Auburn											
at Kentucky											

SCHAEFER'S BULLDOG BITES

- Named to SEC Community Service Team the last two years
- Three-time SEC Academic Honor Roll
- T4th at MSU in career 3-point field goal percentage (37.6%)
- Chipped in 14 points against Georgia State, making 4 3-pointers
- Knocked down a trio of 3-pointers in a 10-point effort vs. Southern Miss
- Drained 14 points against Columbia
- Hit 4-of-9 field goals, 3-of-8 3FG, for 13 points in State's win against Green Bay
- Dropped in 13 points in State's win in Jackson against Louisiana
- Collected 10 points in MSU's win against Little Rock
- Chipped in 11 points in State's road win at UNLV
- Scored a season-high 15 points against Syracuse
- Knocked down 9 points and took 2 charges at Georgia, her 1st-career SEC start
- Tallied 14 points on her Senior Night, a win against Arkansas
- Added 14 points and an SEC personal-best 6 assists in MSU's home win against Ole Miss
- Hit 4 3-pointers for 12 points and added 2 steals in State's road win at No. 6 Tennessee
- Knocked down 5-of-8 3-pointers for 15 points in a home win against Florida

BLAIR SCHAEFER'S CAREER STATISTICS

ALL GAMES

Year	GP	GS	Min	Avg	Total			3-Point			F-Throw			Rebounds				PF	FO	Ast	TO	Blk	Stl	Pts	Avg
					FG	FGA	Pct	FG	FGA	Pct	FT	FTA	Pct	Off	Def	Tot	Avg								
2014-15	24	0	162	6.8	16	49	.327	11	38	.289	18	19	.947	0	20	20	0.8	24	0	20	15	2	8	61	2.5
2015-16	33	0	318	9.6	30	98	.306	24	71	.338	8	14	.571	10	17	27	0.8	26	0	14	13	0	10	92	2.8
2016-17	39	4	551	14.1	58	163	.356	43	111	.387	33	39	.846	5	36	41	1.1	38	0	20	22	1	14	192	4.9
2017-18	21	21	638	30.4	62	161	.385	55	134	.410	19	21	.905	13	28	41	2.0	42	0	46	25	2	11	198	9.4
TOTAL	117	25	1669	14.3	166	471	.352	133	354	.376	78	93	.839	28	101	129	1.1	130	0	100	75	5	43	543	4.6

SEC GAMES

Year	GP	GS	Min	Avg	Total			3-Point			F-Throw			Rebounds				PF	FO	Ast	TO	Blk	Stl	Pts	Avg
					FG	FGA	Pct	FG	FGA	Pct	FT	FTA	Pct	Off	Def	Tot	Avg								
2014-15	7	0	23	3.3	2	11	.182	2	10	.200	5	6	.833	0	2	2	0.3	2	0	3	0	0	0	11	1.6
2015-16	15	0	88	5.9	8	26	.308	6	19	.316	3	6	.500	5	4	9	0.6	13	0	1	3	0	0	25	1.7
2016-17	16	0	176	11.0	16	52	.308	12	38	.316	4	6	.667	4	8	12	0.8	12	0	7	9	0	4	48	3.0
2017-18	7	7	233	33.3	23	55	.418	22	49	.449	8	9	.889	1	12	13	1.9	13	0	15	8	1	5	76	10.9
TOTAL	45	7	520	11.6	49	144	.340	42	116	.362	20	27	.741	10	26	36	0.8	40	0	26	20	1	9	160	3.6



BRE'AMBER SCOTT

Guard | 5-11 | Freshman
Little Rock, Ark. | Central HS

23

CAREER HIGHS

Points 6, vs. Columbia (11-24-17)
Rebounds 5, vs. Columbia (11-24-17)
FG Made 2, at UNLV (12-20-17)
FG Attempts 5, vs. Louisiana (11-29-17)
3PT FG Made —
3PT FG Attempts 3, vs. Louisiana (11-29-17)
FT Made 4, vs. Columbia (11-24-17)
FT Attempts 6, vs. Columbia (11-24-17)
Assists 2, vs. MVSU (12-28-17)
Blocks 1, vs. Columbia (11-24-17)
Steals 2, 2x, last vs. MVSU (12-28-17)

SEC HIGHS

Points 4, vs. Arkansas (1-4-18)
Rebounds 1, 2x, last vs. Ole Miss (1-11-18)
FG Made 1, 3x, last vs. Florida (1-25-18)
FG Attempts 2, vs. Ole Miss (1-11-18)
3PT FG Made —
3PT FG Attempts 1, vs. Ole Miss (1-11-18)
FT Made 2, vs. Arkansas (1-4-18)
FT Attempts 2, vs. Arkansas (1-4-18)
Assists 1, 3x, last vs. Florida (1-25-18)
Blocks —
Steals 1, 2x, last vs. Florida (1-25-18)

SCOTT'S 2017-18 GAME-BY-GAME (* — INDICATES GAME STARTED)

Opponent	Min.	FG-A	3PT-A	FT-A	O-D-T	PF	Ast.	TO	Blk.	Stl.	Pts.
Virginia	1	0-0	0-0	0-0	0-0-0	0	0	1	0	0	0
Georgia State	11	0-4	0-2	1-2	0-0-0	2	0	4	0	1	1
Southern Miss	7	0-1	0-1	0-2	0-0-0	0	1	0	0	1	0
vs. Arizona State	1	0-0	0-0	0-0	0-0-0	0	0	0	0	0	0
vs. Columbia	16	1-3	0-0	4-6	2-3-5	4	0	1	1	2	6
vs. Green Bay	8	0-1	0-0	0-0	0-1-1	0	0	1	0	0	0
vs. Louisiana	11	1-5	0-3	2-2	0-2-2	0	1	0	0	0	4
Oklahoma State	— DID NOT PLAY —										
Little Rock	8	1-3	0-0	3-5	1-0-1	3	0	0	0	0	5
Oregon	— DID NOT PLAY —										
Maine	6	0-1	0-1	0-0	0-0-0	0	0	1	0	0	0
at UNLV	10	2-4	0-1	1-1	2-1-3	1	0	3	0	1	5
vs. Syracuse	1	0-0	0-0	0-0	0-0-0	0	0	0	0	0	0
Miss. Valley St.	12	1-4	0-0	3-4	0-1-1	0	2	0	0	2	5
at Georgia	2	0-0	0-0	0-0	0-0-0	1	1	0	0	0	0
Arkansas	5	1-1	0-0	2-2	0-1-1	0	1	0	0	1	4
at LSU	— DID NOT PLAY —										
Ole Miss	3	1-2	0-1	0-0	0-1-1	0	0	0	0	0	2
Alabama	1	0-0	0-0	0-0	0-0-0	0	0	1	0	0	0
at Tennessee	— DID NOT PLAY —										
Florida	5	1-1	0-0	0-0	0-0-0	0	1	0	0	1	2
at Ole Miss											
at Missouri											
South Carolina											
at Florida											
Kentucky											
at Vanderbilt											
Texas A&M											
Auburn											
at Kentucky											

SCOTT'S BULLDOG BITES

- Played 11 minutes against Georgia State, drawing two charges
- Tallied a season-high 6 points and collected 5 rebounds and 2 steals against Columbia
- Put in 4 points in MSU's win against Louisiana
- Collected 5 points each against her hometown Little Rock, UNLV and Mississippi Valley State
- Tallied 4 points against her home state Arkansas

BRE'AMBER SCOTT'S CAREER STATISTICS

ALL GAMES

Year	GP	GS	Min	Avg	Total			3-Point			F-Throw			Rebounds				PF	FO	Ast	TO	Blk	Stl	Pts	Avg
					FG	FGA	Pct	FG	FGA	Pct	FT	FTA	Pct	Off	Def	Tot	Avg								
2017-18	17	0	107	6.3	9	30	.300	0	9	.000	16	24	.667	5	10	15	0.9	11	0	7	12	1	9	34	2.0
TOTAL	17	0	107	6.3	9	30	.300	0	9	.000	16	24	.667	5	10	15	0.9	11	0	7	12	1	9	34	2.0

SEC GAMES

Year	GP	GS	Min	Avg	Total			3-Point			F-Throw			Rebounds				PF	FO	Ast	TO	Blk	Stl	Pts	Avg
					FG	FGA	Pct	FG	FGA	Pct	FT	FTA	Pct	Off	Def	Tot	Avg								
2017-18	5	0	16	3.2	3	4	.750	0	1	.000	2	2	1.000	0	2	2	0.4	1	0	3	1	0	2	8	1.6
TOTAL	5	0	16	3.2	3	4	.750	0	1	.000	2	2	1.000	0	2	2	0.4	1	0	3	1	0	2	8	1.6



NYAH TATE

Guard | 6-0 | Freshman
Terry, Miss. | Terry HS

20

CAREER HIGHS

Points 5, vs. MVSU (12-28-17)
Rebounds 2, 2x, last at UNLV (12-20-17)
FG Made 2, 2x, last vs. MVSU (12-28-17)
FG Attempts 3, 4x, last vs. MVSU (12-28-17)
3PT FG Made 1, 3x, last at Georgia (12-31-17)
3PT FG Attempts 2, vs. MVSU (12-28-17)
FT Made 2, vs. Georgia State (11-16-17)
FT Attempts 4, vs. Georgia State (11-16-17)
Assists —
Blocks —
Steals —

SEC HIGHS

Points 3, at Georgia (12-31-17)
Rebounds —
FG Made 1, 2x, last vs. Arkansas (1-4-18)
FG Attempts 1, 3x, last vs. Ole Miss (11-11-18)
3PT FG Made 1, at Georgia (12-31-17)
3PT FG Attempts 1, 2x, last vs. Ole Miss (11-11-18)
FT Made —
FT Attempts —
Assists —
Blocks —
Steals —

TATE'S 2017-18 GAME-BY-GAME (* — INDICATES GAME STARTED)

Opponent	Min.	FG-A	3PT-A	FT-A	O-D-T	PF	Ast.	TO	Blk.	Stl.	Pts.
Virginia	1	0-0	0-0	0-0	0-0-0	0	0	0	0	0	0
Georgia State	9	1-3	0-1	2-4	0-0-0	0	0	1	0	0	4
Southern Miss	5	0-3	0-0	0-0	0-0-0	0	0	0	0	0	0
vs. Arizona State	— DID NOT PLAY —										
vs. Columbia	5	0-1	0-0	0-0	0-0-0	0	0	0	0	0	0
vs. Green Bay	— DID NOT PLAY —										
vs. Louisiana	— DID NOT PLAY —										
Oklahoma State	— DID NOT PLAY —										
Little Rock	8	2-3	0-0	0-0	0-0-0	0	0	2	0	0	4
Oregon	— DID NOT PLAY —										
Maine	4	1-2	1-1	0-0	1-1-2	0	0	1	0	0	3
at UNLV	4	0-1	0-1	0-0	0-2-2	0	0	1	0	0	0
vs. Syracuse	— DID NOT PLAY —										
Miss. Valley St.	5	2-3	1-2	0-0	0-1-1	0	0	0	0	0	5
at Georgia	2	1-1	1-1	0-0	0-0-0	0	0	0	0	0	3
Arkansas	2	1-1	0-0	0-0	0-0-0	0	0	0	0	0	2
at LSU	— DID NOT PLAY —										
Ole Miss	2	0-1	0-1	0-0	0-0-0	0	0	0	0	0	0
Alabama	— DID NOT PLAY —										
at Tennessee	— DID NOT PLAY —										
Florida	2	0-0	0-0	0-0	0-0-0	0	0	0	0	0	0
at Ole Miss											
at Missouri											
South Carolina											
at Florida											
Kentucky											
at Vanderbilt											
Texas A&M											
Auburn											
at Kentucky											

TATE'S BULLDOG BITES

- Tallied 4 points in her 2nd collegiate contest, a win against Georgia State
- Added 4 points in State's win against Little Rock
- Made her 1st collegiate 3-pointer in State's win against Maine
- Put in a season-high 5 points against Mississippi Valley State
- Hit a 3-pointer in her first SEC game, a win at Georgia

NYAH TATE'S CAREER STATISTICS

ALL GAMES

Year	GP	GS	Min	Avg	Total			3-Point			F-Throw			Rebounds				PF	FO	Ast	TO	Blk	Stl	Pts	Avg
					FG	FGA	Pct	FG	FGA	Pct	FT	FTA	Pct	Off	Def	Tot	Avg								
2017-18	12	0	49	4.1	8	19	.421	3	7	.429	2	4	.500	1	4	5	0.4	0	0	0	5	0	0	21	1.8
TOTAL	12	0	49	4.1	8	19	.421	3	7	.429	2	4	.500	1	4	5	0.4	0	0	0	5	0	0	21	1.8

SEC GAMES

Year	GP	GS	Min	Avg	Total			3-Point			F-Throw			Rebounds				PF	FO	Ast	TO	Blk	Stl	Pts	Avg
					FG	FGA	Pct	FG	FGA	Pct	FT	FTA	Pct	Off	Def	Tot	Avg								
2017-18	4	0	8	2.0	2	3	.667	1	2	.500	0	0	.000	0	0	0	0.0	0	0	0	0	0	5	1.3	
TOTAL	4	0	8	2.0	2	3	.667	1	2	.500	0	0	.000	0	0	0	0.0	0	0	0	0	0	5	1.3	



MYAH TAYLOR

Guard | 5-7 | Freshman
Olive Branch, Miss. | Olive Branch HS

3

CAREER HIGHS												SEC HIGHS											
Points	—	Points	—	Rebounds	—	Rebounds	—	FG Made	—	FG Made	—	FG Attempts	—	FG Attempts	—
3PT FG Made	—	3PT FG Made	—	FT Made	—	FT Made	—	FT Attempts	—	FT Attempts	—	Assists	—	Assists	—
Assists	—	Assists	—	Blocks	—	Blocks	—	Steals	—	Steals	—						
Blocks	—	Blocks	—																		
Steals	—	Steals	—																		

TAYLOR'S 2017-18 GAME-BY-GAME (* — INDICATES GAME STARTED)													Opponent	Min.	FG-A	3PT-A	FT-A	O-D-T	PF	Ast.	TO	Blk.	Stl.	Pts.
													Virginia											
													Georgia State											
													Southern Miss											
													vs. Arizona State											
													vs. Columbia											
													vs. Green Bay											
													vs. Louisiana											
													Oklahoma State											
													Little Rock											
													Oregon											
													Maine											
													at UNLV											
													vs. Syracuse											
													Miss. Valley St.											
													at Georgia											
													Arkansas											
													at LSU											
													Ole Miss											
													Alabama											
													at Tennessee											
													Florida											
													at Ole Miss											
													at Missouri											
													South Carolina											
													at Florida											
													Kentucky											
													at Vanderbilt											
													Texas A&M											
													Auburn											
													at Kentucky											

- TAYLOR'S BULLDOG BITES**
- Nominated for McDonald's All-American
 - 5-star point guard
 - 3rd Team All-USA selection by USA Today
 - 3-time Mississippi Gatorade Player of the Year
 - 2-time Clarion-Ledger Female Athlete of the Year
 - 3-time Commercial Appeal Player of the Year
 - Averaged 19.4 points, 7.2 assists, 5.4 steals in her prep career

MYAH TAYLOR'S CAREER STATISTICS

ALL GAMES

Year	GP	GS	Min	Avg	Total			3-Point			F-Throw			Rebounds				PF	FO	Ast	TO	Blk	Stl	Pts	Avg
					FG	FGA	Pct	FG	FGA	Pct	FT	FTA	Pct	Off	Def	Tot	Avg								
2017-18																									
TOTAL																									

SEC GAMES

Year	GP	GS	Min	Avg	Total			3-Point			F-Throw			Rebounds				PF	FO	Ast	TO	Blk	Stl	Pts	Avg
					FG	FGA	Pct	FG	FGA	Pct	FT	FTA	Pct	Off	Def	Tot	Avg								
2017-18																									
TOTAL																									



VICTORIA VIVIAN

Guard | 6-1 | Senior
Carthage, Miss. | Scott Central HS

35

CAREER HIGHS

Points	39, at Kentucky (2-12-15)
Rebounds	12, 3x, last vs. LSU (1-1-17)
FG Made	13, 3x, last vs. Arkansas (1-4-18)
FG Attempts	29, at Kentucky (2-12-15)
3PT FG Made	7, at Louisiana Tech (12-13-15)
3PT FG Attempts	15, 2x, last vs. Auburn (1-7-16)
FT Made	10, 2x, last at Texas A&M (2-19-17)
FT Attempts	11, 3x, last at Texas A&M (2-19-17)
Assists	6, vs. Baylor (3-26-17)
Blocks	2, 8x, last vs. Little Rock (12-10-17)
Steals	5, 3x, last at Tennessee (1-8-17)

SEC HIGHS

Points	39, at Kentucky (2-12-15)
Rebounds	12, vs. LSU (1-1-17)
FG Made	13, 2x, last vs. Arkansas (1-4-18)
FG Attempts	29, at Kentucky (2-12-15)
3PT FG Made	5, 2x, last at Kentucky (2-12-15)
3PT FG Attempts	15, vs. Auburn (1-7-16)
FT Made	10, at Texas A&M (2-19-17)
FT Attempts	11, 2x, last at Texas A&M (2-19-17)
Assists	5, at Ole Miss (2-12-17)
Blocks	2, 5x, last at Kentucky (2-23-17)
Steals	5, 2x, last at Tennessee (1-8-17)

VIVIAN'S 2017-18 GAME-BY-GAME (* — INDICATES GAME STARTED)

Opponent	Min.	FG-A	3PT-A	FT-A	O-D-T	PF	Asst.	TO	Blk.	Stl.	Pts.
*Virginia	37	8-15	3-9	3-3	2-5-7	3	2	4	1	1	22
*Georgia State	24	7-10	0-2	5-6	1-2-3	2	2	2	1	3	19
*Southern Miss	26	6-12	2-4	1-1	0-5-5	1	0	3	0	1	15
*vs. Arizona State	35	6-14	1-5	4-6	1-4-5	3	0	3	0	0	17
*vs. Columbia	21	9-13	5-8	0-0	3-1-4	3	4	1	0	3	23
*vs. Green Bay	38	5-13	2-4	5-7	1-5-6	1	3	2	1	2	17
*vs. Louisiana	30	4-11	1-5	7-8	3-3-6	1	4	3	1	3	16
*Oklahoma State	37	11-20	1-4	7-7	1-7-8	1	2	2	0	3	30
*Little Rock	24	6-9	0-0	0-0	3-7-10	2	1	1	2	0	12
*Oregon	33	10-15	5-8	5-6	1-3-4	2	2	2	0	2	30
*Maine	21	5-12	2-6	0-0	1-1-2	2	3	1	0	1	12
*at UNLV	25	8-13	3-6	3-4	1-5-6	1	4	0	0	3	22
*vs. Syracuse	39	9-17	1-5	7-8	3-6-9	2	1	1	0	3	26
*Miss. Valley St.	27	6-8	3-4	1-2	3-3-6	2	3	0	0	0	16
*at Georgia	32	7-16	2-4	4-4	2-5-7	2	2	0	0	2	20
*Arkansas	33	13-20	3-7	0-0	3-6-9	2	2	0	0	2	29
*at LSU	18	2-7	0-2	0-0	1-1-2	4	1	2	0	0	4
*Ole Miss	25	6-9	1-1	2-3	0-8-8	2	1	3	0	0	15
*Alabama	35	8-20	1-3	4-5	3-4-7	4	2	3	1	0	21
*at Tennessee	35	11-25	1-5	1-1	2-7-9	3	1	1	0	3	24
*Florida	27	8-17	1-3	0-0	0-2-2	1	3	0	0	2	17
at Ole Miss											
at Missouri											
South Carolina											
at Florida											
Kentucky											
at Vanderbilt											
Texas A&M											
Auburn											
at Kentucky											

VIVIAN'S BULLDOG BITES

- Preseason 1st Team All-SEC by league media and coaches
- Wooden Award Top 25 Watch List
- Naismith Trophy and Wade Trophy watch lists
- 2018 Ann Meyers Drysdale Award Watch List (nation's top shooting guard)
- Senior CLASS Award Top 30 candidate
- Invited to United States U23 National Team Training Camp in the fall
- 3rd at MSU and among active NCAA Division I players, and 1st among current SEC players in career scoring (2,161 pts.)
- Became 3rd MSU player to score 2,000-career points in MSU's win vs. Syracuse
- 2nd at MSU in career 3FG made (250)
- Named SEC Player of the Week (Dec. 5) after averaging 23.0 ppg, 7.0 rpg, 3.0 apg, 3.0 spg against Louisiana and Oklahoma State
- Also earned SEC Player of the Week and USBWA National Player of the Week (Dec. 26) after being named Duel in the Desert Rebel Division MVP
- Paced MSU to a season-opening win against Virginia with 22 points and 7 rebounds
- Named Cancun Challenge Mayan Division MVP after averaging 19.0 points, 5.0 rebounds, 1.7 steals... Scored 17 points against both No. 24 Arizona State and Green Bay
- Paced MSU with 17 points against Green Bay
- Notched her 4th-career 30-point game with 30 against Oklahoma State... Also had 2 assists and 3 steals in the contest
- Collected 30 points on 10-of-15 shooting against No. 9 Oregon
- Averaged 24.0 pts., 7.5 rlds. in wins vs. UNLV and Syracuse to be named Duel in the Desert Rebel Division MVP
- Scored 22 points against UNLV and 26 in the win against No. 22 Syracuse
- Contributed 20 points and 7 rebounds at Georgia
- Paced MSU with 29 points on 13-of-20 shooting and grabbed 9 rebounds against Arkansas
- Scored 15 points and had 8 rebounds in a home win against Ole Miss
- Tallied 21 points and 7 rebounds against Alabama
- Led State with a game-high 24 points and pulled in 9 rebounds at No. 6 Tennessee

VICTORIA VIVIAN'S CAREER STATISTICS

ALL GAMES

Year	GP	GS	Min	Avg	Total			3-Point			F-Throw			Rebounds				PF	FO	Ast	TO	Blk	Stl	Pts	Avg
					FG	FGA	Pct	FG	FGA	Pct	FT	FTA	Pct	Off	Def	Tot	Avg								
2014-15	34	34	891	26.2	171	465	.368	69	211	.327	94	126	.746	51	119	170	5.0	81	3	34	60	15	47	505	14.9
2015-16	36	36	1120	31.1	233	610	.382	79	256	.309	71	97	.732	42	168	210	5.8	98	2	37	63	10	62	616	17.1
2016-17	39	36	1136	29.1	224	603	.371	64	228	.281	121	159	.761	32	133	165	4.2	78	2	58	68	10	53	633	16.2
2017-18	21	21	622	29.6	155	296	.524	38	95	.400	59	71	.831	35	90	125	6.0	44	0	43	34	7	34	407	19.4
TOTAL	130	127	3769	29.0	783	1974	.397	250	790	.316	345	453	.762	160	510	670	5.2	301	7	172	225	42	196	2161	16.6

SEC GAMES

Year	GP	GS	Min	Avg	Total			3-Point			F-Throw			Rebounds				PF	FO	Ast	TO	Blk	Stl	Pts	Avg
					FG	FGA	Pct	FG	FGA	Pct	FT	FTA	Pct	Off	Def	Tot	Avg								
2014-15	16	16	442	27.6	74	201	.368	29	89	.326	43	60	.717	21	47	68	4.3	39	0	13	29	10	17	220	13.8
2015-16	16	16	526	32.9	92	266	.346	25	100	.250	37	50	.740	17	90	107	6.7	51	2	16	29	3	29	246	15.4
2016-17	16	16	506	31.6	97	273	.355	27	100	.270	68	89	.764	17	65	82	5.1	33	0	19	30	8	27	289	18.1
2017-18	7	7	205	29.3	55	114	.482	9	25	.360	11	13	.846	11	33	44	6.3	18	0	12	9	1	9	130	18.6
TOTAL	55	55	1679	30.5	318	854	.372	90	314	.287	159	212	.750	66	235	301	5.5	141	2	60	97	22	82	885	16.1



MORGAN WILLIAM

Guard | 5-5 | Senior

Birmingham, Ala. | Shades Valley HS

2

CAREER HIGHS

Points	41, vs. Baylor (3-26-17)
Rebounds	8, vs. Washington (3-24-17)
FG Made	13, vs. Baylor (3-26-17)
FG Attempts	22, vs. Baylor (3-26-17)
3PT FG Made	6, vs. Baylor (3-26-17)
3PT FG Attempts	8, vs. Baylor (3-26-17)
FT Made	13, 2x, last vs. Texas (11-20-16)
FT Attempts	16, vs. Arkansas State (11-16-14)
Assists	11, vs. Savannah St. (11-29-15)
Blocks	2, 2x, last at Kentucky (2-23-17)
Steals	5, 2x, last at Maine (11-12-16)

SEC HIGHS

Points	21, 2x, last at Tennessee (1-8-17)
Rebounds	6, 2x, last at Arkansas (1-5-17)
FG Made	8, vs. Arkansas (1-4-18)
FG Attempts	17, vs. Tennessee (1-28-16)
3PT FG Made	3, at LSU (1-7-18)
3PT FG Attempts	5, at Texas A&M (2-11-16)
FT Made	9, 3x, last at Texas A&M (2-11-16)
FT Attempts	12, at Arkansas (1-31-16)
Assists	9, vs. Texas A&M (1-29-17)
Blocks	2, at Kentucky (2-23-17)
Steals	4, 2x, last vs. LSU (1-1-17)

WILLIAM'S 2017-18 GAME-BY-GAME (* — INDICATES GAME STARTED)

Opponent	Min.	FG-A	3PT-A	FT-A	O-D-T	PF	Ass.	TO	Blk.	Stl.	Pts.
*Virginia	29	1-4	0-1	0-0	1-5-6	3	8	0	0	2	2
*Georgia State	22	4-4	0-0	4-4	0-2-2	1	7	0	0	1	12
*Southern Miss	20	0-2	0-2	0-0	2-0-2	0	9	0	0	0	0
*vs. Arizona State	25	2-8	0-1	3-4	0-2-2	1	4	2	0	1	7
*vs. Columbia	25	1-5	0-1	0-0	2-2-4	1	4	1	0	1	2
*vs. Green Bay	26	2-5	1-2	5-6	0-2-2	0	5	1	0	1	10
*vs. Louisiana	15	1-2	0-0	0-0	0-0-0	3	6	2	0	0	2
*Oklahoma State	24	5-11	0-2	5-9	0-1-1	4	0	2	0	0	15
*Little Rock	28	5-9	0-1	6-6	0-1-1	1	4	1	0	0	16
*Oregon	33	5-10	0-0	3-3	0-1-1	0	4	0	0	0	13
*Maine	17	2-2	0-0	2-2	0-1-1	1	2	1	0	1	6
*at UNLV	21	2-5	1-2	2-2	0-0-0	2	3	0	0	3	7
*vs. Syracuse	20	0-4	0-1	2-2	1-0-1	3	3	1	0	0	2
*Miss. Valley St.	19	0-3	0-0	3-4	0-1-1	1	4	2	1	1	3
*at Georgia	28	0-6	0-3	4-4	0-1-1	1	6	4	0	3	4
*Arkansas	28	8-14	1-2	1-1	0-1-1	0	3	1	0	0	18
*at LSU	26	3-6	3-4	4-4	0-2-2	0	4	1	0	1	13
*Ole Miss	20	0-2	0-0	4-4	0-0-0	0	6	1	0	0	4
*Alabama	30	3-7	0-2	1-2	2-1-3	2	4	1	1	2	7
*at Tennessee	29	1-6	0-2	3-5	1-1-2	3	5	1	0	0	5
*Florida	4	1-2	0-0	2-2	0-1-1	2	7	0	0	0	4
at Ole Miss											
at Missouri											
South Carolina											
at Florida											
Kentucky											
at Vanderbilt											
Texas A&M											
Auburn											
at Kentucky											

WILLIAM'S BULLDOG BITES

- Preseason 1st Team All-SEC by league media and coaches
- Wooden Award Top 30 Watch List
- Tabbed to the Naismith Trophy and Wade Trophy watch lists
- Nancy Lieberman Award Watch List for nation's top PG
- On Top 30 candidates list for the Senior CLASS Award
- Clarion Ledger 2017 Sports Person of the Year
- Started 96-consecutive games
- Leads MSU, 9th in SEC records and 8th among active NCAA DI players in career free-throw percentage (84.3%)
- 2nd at MSU, 5th among active NCAA players, in career free-throws made (478)
- State's all-time career assists leader with 578, 6th-most by an active Division I player
- 12th at MSU in career scoring (1,234 points)
- Dished 8 assists against Virginia
- Claimed the 500th assist of her career, in a 9-assist effort vs. Southern Miss
- Scored 15 points in MSU's Big 12/SEC Challenge win against Oklahoma State and 16 points, including 6-of-6 at the free-throw line, against Little Rock
- Tallied 13 points and 4 assists against No. 9 Oregon
- Scored a season-high 18 points in MSU's win against Arkansas
- Added 13 points and 4 assists at LSU
- Distributed 6 assists in a home victory against Ole Miss and 5 in State's win at No. 6 Tennessee
- Dished 7 assists with no turnovers in State's home win against Florida

MORGAN WILLIAM'S CAREER STATISTICS

ALL GAMES

Year	GP	GS	Min	Avg	Total			3-Point			F-Throw			Rebounds				PF	FO	Ast	TO	Blk	Stl	Pts	Avg
					FG	FGA	Pct	FG	FGA	Pct	FT	FTA	Pct	Off	Def	Tot	Avg								
2014-15	34	0	727	21.4	74	209	.354	17	53	.321	144	171	.842	22	39	61	1.8	67	0	123	103	7	49	309	9.1
2015-16	36	36	1075	29.9	95	296	.321	18	66	.273	141	167	.844	22	60	82	2.3	70	1	176	100	7	40	349	9.7
2016-17	39	39	1117	28.6	132	285	.463	21	58	.362	139	165	.842	16	66	82	2.1	78	1	181	78	6	60	424	10.9
2017-18	21	21	508	24.2	46	117	.393	6	26	.231	54	64	.844	9	25	34	1.6	29	0	98	22	2	17	152	7.2
TOTAL	130	96	3427	26.4	347	907	.383	62	203	.305	478	567	.843	69	190	259	2.0	244	2	578	303	22	166	1234	9.5

SEC GAMES

Year	GP	GS	Min	Avg	Total			3-Point			F-Throw			Rebounds				PF	FO	Ast	TO	Blk	Stl	Pts	Avg
					FG	FGA	Pct	FG	FGA	Pct	FT	FTA	Pct	Off	Def	Tot	Avg								
2014-15	16	0	345	21.6	30	95	.316	4	23	.174	52	61	.852	10	25	35	2.2	32	0	51	54	4	14	116	7.3
2015-16	16	16	529	33.1	48	149	.322	9	34	.265	70	86	.814	8	29	37	2.3	32	1	80	50	3	20	175	10.9
2016-17	16	16	483	30.2	48	115	.417	10	24	.417	46	55	.836	5	31	36	2.3	40	1	86	30	2	26	152	9.5
2017-18	7	7	184	26.3	16	43	.372	4	13	.308	19	22	.864	3	7	10	1.4	8	0	35	9	1	6	55	7.9
TOTAL	55	39	1541	28.0	142	402	.353	27	94	.287	187	224	.835	26	92	118	2.1	112	2	252	143	10	66	498	9.1

2017 NCAA NATIONAL FINALIST



@HailStateWBK



Facebook.com/HailStateWBK



HailStateWBK

MISSISSIPPI STATE BULLDOG BASKETBALL ■ 2017-18

GAME 22: Ole Miss | January 28, 2018

GAME 1 — VIRGINIA

Nov. 10, 2017 • Starkville, Miss.

	1st	2nd	3rd	4th	Final
RV/RV VIRGINIA	10	13	14	16	53
7/4 MISSISSIPPI ST.	14	19	21	14	68

Virginia 53 • 0-1

#	Player		Total		3-Ptr		Rebounds			PF	TP	A TO Blk Stl				Min
			FG-FGA	FG-FGA	FT-FTA	Off	Def	Tot	A			TO	Blk	Stl		
03	Lauren Moses	f	1-6	0-0	0-0	1	2	3	1	2	1	0	1	2	18	
30	Felicia Aiyetan	c	1-2	0-0	2-4	2	5	7	1	4	0	2	4	0	29	
04	Dominique Toussaint	g	5-10	1-3	6-7	2	4	6	4	17	3	8	0	1	24	
10	J'Kyra Brown	g	2-8	0-2	0-0	0	4	4	4	4	0	6	0	1	32	
13	Jocelyn Willoughby	g	3-4	0-0	0-0	0	6	6	4	6	0	1	0	1	20	
01	Brianna Tinsley		2-4	1-1	2-2	0	2	2	1	7	1	4	0	0	18	
05	Khyasia Caldwell		1-2	0-0	0-0	0	0	0	0	2	0	0	0	1	2	
14	Lisa Jablonowski		2-3	1-1	0-0	0	3	3	4	5	0	1	0	0	17	
23	Aliyah Hulan El		2-6	0-2	2-2	0	0	0	2	6	0	0	0	0	21	
32	Mone Jones		0-3	0-0	0-0	0	0	0	1	0	2	1	0	0	19	
Team						2	1	3								
Totals			19-48	3-9	12-15	7	27	34	22	53	7	23	5	6	200	

1st - FG %:	4-15	26.7%	2nd: 5-14	35.7%	3rd: 4-9	44.4%	4th: 6-10	60.0%	Game: 19-48	39.6%	Deadball	
3FG %:	0-3	0.0%	1-2	50.0%	2-4	50.0%	0-0	0.0%	3-9	33.3%	Rebounds	
FT %:	2-2	100.0%	2-4	50.0%	4-4	100.0%	4-5	80.0%	12-15	80.0%	3	

Mississippi State 68 • 1-0

#	Player	Total		3-Ptr		Rebounds			PF	TP	A TO Blk Stl				Min.
		FG-FGA	FT-FTA	FG-FGA	FT-FTA	Off	Def	Tot			A	TO	Blk	Stl	
15	Teaira McCowan	c	3-10	0-0	1-2	4	6	10	3	7	1	4	2	1	30
01	Blair Schaefer	g	0-5	0-4	0-0	1	0	1	2	0	2	1	0	1	18
02	Morgan William	g	1-4	0-1	0-0	1	5	6	3	2	8	0	0	2	29
11	Roshunda Johnson	g	6-15	4-10	2-3	0	0	0	3	18	2	3	1	3	28
35	Victoria Vivians	g	8-15	3-9	3-3	2	5	7	3	22	2	4	1	1	37
04	Ameshia Williams	g	2-5	0-0	0-0	1	4	5	1	4	0	2	2	3	15
10	Jazzmun Holmes	g	0-1	0-0	2-2	0	0	0	2	2	1	2	2	3	11
20	Nyah Tate	g	0-0	0-0	0-0	0	0	0	0	0	0	0	0	0	1
21	Jonika Garvin	g	0-0	0-0	0-0	0	0	0	0	0	0	0	0	0	1
23	Bre'Amber Scott	g	0-0	0-0	0-0	0	0	0	0	0	0	1	0	0	1
55	Chloe Bibby	g	5-8	2-3	1-1	2	1	3	1	13	0	0	0	0	29
Team						2	1	3							
Totals			25-63	9-27	9-11	13	22	35	18	68	16	17	8	14	200

1st - FG %:	4-13	30.8%	2nd: 7-21	33.3%	3rd: 8-15	53.3%	4th: 6-14	42.9%	Game: 25-63	39.7%	Deadball	
3FG %:	2-6	33.3%	1-9	11.1%	5-8	62.5%	1-4	25.0%	9-27	33.3%	Rebounds	
FT %:	4-4	100.0%	4-5	80.0%	0-0	0.0%	1-2	50.0%	9-11	81.8%	0	

Officials: Dee Kantner, Mark Zentz, Carla Fountain
Technical fouls: Virginia-None, Mississippi State-None.
Attendance: 6811

Score by periods	1st	2nd	3rd	4th	Total
Virginia	10	13	14	16	53
Mississippi State	14	19	21	14	68

Last FG - VA 4th 00:22, MS 4th 01:21.
Largest lead - VA by 2 1st-09:34, MS by 22 4th-07:34.
VA led for 02:43, MS led for 36:06. Game was tied for 01:11.

Score tied - 2 times.
Lead changed - 3 times.

GAME 3 — SOUTHERN MISS

Nov. 19, 2017 • Starkville, Miss.

	1st	2nd	3rd	4th	Final
SOUTHERN MISS	8	18	16	14	56
7/4 MISSISSIPPI ST.	31	17	31	12	91

Southern Miss 56 • 3-1

#	Player	Total		3-Ptr		Rebounds			PF	TP	A TO Blk Stl				Min.
		FG-FGA	FT-FTA	FG-FGA	FT-FTA	Off	Def	Tot			A	TO	Blk	Stl	
34	Respect Leaphart	f	2-7	0-0	0-0	3	1	4	2	4	1	2	0	0	25
15	Amber Landing	c	0-3	0-1	0-0	0	4	4	2	0	0	2	1	0	18
05	Shonte Hailes	g	5-8	0-1	0-0	0	1	1	1	10	5	2	0	2	29
21	Jayla King	g	1-4	0-0	4-4	2	4	6	4	6	2	4	0	3	26
22	Megan Brown	g	5-10	1-3	0-0	0	1	1	4	11	1	5	0	0	28
02	Allie Kennedy	g	2-5	1-3	0-0	0	3	3	1	5	3	4	0	0	22
11	Kyle Felton	g	3-3	0-0	0-0	0	3	3	5	6	0	2	2	1	11
12	Imani Carter	g	2-4	1-2	0-0	0	1	1	1	5	0	2	0	0	7
20	Molly Brown	g	3-5	2-4	0-0	0	2	2	1	8	0	0	0	1	20
24	Kennedy Gavin	g	0-0	0-0	1-2	0	2	2	2	1	0	1	1	0	14
Team						1	0	1							
Totals			23-49	5-14	5-6	6	22	28	23	56	12	26	4	7	200

1st - FG %:	4-10	40.0%	2nd: 7-14	50.0%	3rd: 7-14	50.0%	4th: 5-11	45.5%	Game: 23-49	46.9%	Deadball	
3FG %:	0-2	0.0%	2-4	50.0%	1-3	33.3%	2-5	40.0%	5-14	35.7%	Rebounds	
FT %:	0-0	0.0%	2-2	100.0%	1-2	50.0%	2-2	100.0%	5-6	83.3%	0	

Mississippi State 91 • 3-0

#	Player	Total		3-Ptr		Rebounds			PF	TP	A TO Blk Stl				Min.
		FG-FGA	FT-FTA	FG-FGA	FT-FTA	Off	Def	Tot			A	TO	Blk	Stl	
15	Teaira McCowan	c	6-9	0-0	5-8	7	3	10	2	17	0	1	3	0	28
01	Blair Schaefer	g	3-9	3-7	1-2	4	3	7	2	10	4	3	0	0	28
02	Morgan William	g	0-2	0-2	0-0	0	2	2	0	0	9	0	0	0	20
11	Roshunda Johnson	g	11-20	5-11	2-2	3	1	4	1	29	3	1	0	2	29
35	Victoria Vivians	g	6-12	2-4	1-1	0	5	5	1	15	0	3	0	1	26
10	Jazzmun Holmes	g	2-6	1-1	3-4	2	1	3	0	8	7	1	0	2	21
20	Nyah Tate	g	0-3	0-0	0-0	0	0	0	0	0	0	0	0	0	5
21	Jonika Garvin	g	0-1	0-0	0-0	0	1	1	0	0	0	0	0	0	4
23	Bre'Amber Scott	g	0-1	0-1	0-2	0	0	0	0	0	1	0	0	1	7
25	Zion Campbell	g	1-3	0-0	0-0	3	2	5	1	2	1	0	0	1	12
55	Chloe Bibby	g	4-7	2-3	0-0	0	5	5	0	10	0	1	0	2	20
Team						2	0	2							
Totals			33-73	13-29	12-19	23	21	44	7	91	25	10	3	9	200

1st - FG %:	11-23	47.8%	2nd: 7-15	46.7%	3rd: 11-19	57.9%	4th: 4-16	25.0%	Game: 33-73	45.2%	Deadball	
3FG %:	6-14	42.9%	2-6	33.3%	3-5	60.0%	2-4	50.0%	13-19	68.4%	Rebounds	
FT %:	3-4	75.0%	1-2	50.0%	6-9	66.7%	2-4	50.0%	12-19	63.2%	2	

Officials: Beverly Roberts, Billy Smith, Bill Larence
Technical fouls: Southern Miss-None, Mississippi State-None.
Attendance: 5321

Score by periods	1st	2nd	3rd	4th	Total
Southern Miss	8	18	16	14	56
Mississippi State	31	17	31	12	91

Last FG - USM 4th-02:27, MS 4th-01:19.
Largest lead - USM None, MS by 39 4th-08:45.
USM led for 00:00, MS led for 36:52. Game was tied for 01:04.

Score tied - 2 times.
Lead changed - 0 times.

GAME 2 — GEORGIA STATE

Nov. 16, 2017 • Starkville, Miss.

	1st	2nd	3rd	4th	Final
GEORGIA ST.	11	11	18	10	50
7/4 MISSISSIPPI ST.	30	33	23	20	106

Georgia State 50 • 0-2

#	Player	Total		3-Ptr		Rebounds			PF	TP	A TO Blk Stl				Min.
		FG-FGA	FT-FTA	FG-FGA	FT-FTA	Off	Def	Tot			A	TO	Blk	Stl	
11	Juliet James	f	4-6	0-0	0-0	3	3	6	2	8	0	1	0	1	23
22	Deja Mitchell	g	0-1	0-0	0-0	0	0	0	4	0	0	3	0	2	19
05	Shay Fluker	g	2-9	1-3	7-8	1	3	4	5	12	2	4	0	0	32
13	Jada Lewis	g	4-8	2-3	1-2	0	0	0	5	11	1	5	0	1	32
23	Madison Newby	g	1-9	0-1	3-4	0	1	1	1	5	2	3	0	1	20
01	Janessa Murphy	g	1-4	0-1	0-0	0	3	3	3	2	1	3	0	0	21
02	K.K. Williams	g	0-2	0-0	0-0	0	0	0	0	0	0	2	0	0	8
20	Francesca Minali	g	1-2	0-0	0-0	0	1	1	1	2	0	1	0	0	13
21	Kierra Henry	g	2-5	0-0	6-6	0	1	1	3	10	1	1	0	1	21
30	Shaq Miller-McCray	g	0-0	0-0	0-0	1	0	1	0	0	1	0	0	0	4
32	V. Middlebrooks	g	0-1	0-0	0-0	0	0	0	1	0	0	0	0	0	7
Team						3	1	4							
Totals			15-47	3-8	17-20	8	13	21	25	50	8	28	0	6	200

1st - FG %:	3-12	25.0%	2nd: 2-10	20.0%	3rd: 6-13	46.2%	4th: 4-12	33.3%
-------------	------	-------	-----------	-------	-----------	-------	-----------	-------

MISSISSIPPI STATE BULLDOG BASKETBALL ■ 2017-18

GAME 22: Ole Miss | January 28, 2018

GAME 5 — COLUMBIA

Nov. 24, 2017 • Cancun, Mexico (Cancun Challenge)

	1st	2nd	3rd	4th	Final
7/3 MISSISSIPPI ST.	22	15	29	24	90
COLUMBIA	20	9	15	10	54

MISSISSIPPI STATE 90 • 5-0

#	Player	Total		3-Ptr		Rebounds			PF	TP	A		TO	Blk	Stl	Min
		FG-FGA	FG-FGA	FT-FTA	FT-FTA	Off	Def	Tot			A	TO		Blk	Stl	
15	Teaira McCowan	c	9-15	0-0	3-8	6	4	10	3	21	1	0	1	1	1	24
01	Blair Schaefer	g	5-10	4-6	0-0	1	0	1	2	14	1	1	0	0	0	23
02	Morgan William	g	1-5	0-1	0-0	2	2	4	1	2	4	1	0	1	1	25
11	Roshunda Johnson	g	2-8	1-4	2-2	2	2	4	1	7	0	2	1	2	2	25
35	Victoria Vivians	g	9-13	5-8	0-0	3	1	4	3	23	4	1	0	3	21	21
10	Jazzmun Holmes	g	2-5	0-0	0-0	0	4	4	1	4	8	1	1	1	1	24
20	Nyah Tate	g	0-1	0-0	0-0	0	0	0	0	0	0	0	0	0	0	5
21	Jonika Garvin	g	2-4	0-1	0-0	0	1	1	3	4	0	1	0	0	0	4
23	Bre'Amber Scott	g	1-3	0-0	4-6	2	3	5	4	6	0	1	1	2	16	16
25	Zion Campbell	g	1-2	0-0	1-2	2	4	6	3	3	0	2	1	0	0	16
55	Chloe Bibby	g	2-6	0-1	2-3	0	2	2	1	6	1	0	0	0	1	17
Team						3	0	3								
Totals			34-72	10-21	12-21	21	23	44	22	90	19	10	5	10	200	

1st - FG %:	9-22	40.9%	2nd: 6-17	35.3%	3rd: 12-18	66.7%	4th: 7-15	46.7%	Game: 34-72	47.2%	Deadball	
3FG %:	4-9	44.4%	2-5	40.0%	4-6	66.7%	0-1	0.0%	10-21	47.6%	Rebounds	
FT %:	0-2	0.0%	1-5	20.0%	1-2	50.0%	10-12	83.3%	12-21	57.1%	4	

COLUMBIA 54 • 2-4

#	Player	Total		3-Ptr		Rebounds			PF	TP	A		TO	Blk	Stl	Min
		FG-FGA	FG-FGA	FT-FTA	FT-FTA	Off	Def	Tot			A	TO		Blk	Stl	
03	Little, Josie	f	3-9	0-3	0-1	2	3	5	2	6	0	2	0	0	0	27
02	Zimmerman, Camille	f	8-17	4-11	10-11	7	5	12	3	26	4	6	1	3	34	34
32	Pack, Madison	c	2-4	2-2	0-0	1	1	2	4	6	1	1	1	1	1	26
04	Tippet, Paige	g	0-0	0-0	0-0	0	3	3	2	0	3	3	2	0	0	29
05	Casey, Riley	g	2-4	1-2	0-0	0	1	1	2	5	0	4	0	0	0	26
00	Whittington, Imani	g	1-1	0-0	0-0	0	0	0	0	1	2	0	2	0	0	5
01	Clemons, Janiya	g	0-6	0-1	1-2	0	3	3	0	1	1	2	0	1	14	14
04	McCormick, Andrea	g	0-4	0-2	3-4	0	1	1	0	3	1	2	0	0	0	7
22	Samplenton, Maya	g	0-2	0-0	2-2	1	0	1	1	2	0	0	0	0	0	6
25	Flynn, Stephanie	g	1-2	1-1	0-0	0	0	0	3	3	1	0	0	1	11	11
33	Lee, Abby	g	0-2	0-2	0-0	0	1	1	1	0	0	0	0	0	0	10
42	Borreson, Jillia	g	0-0	0-0	0-2	1	1	2	3	0	0	0	0	0	0	7
Team						1	3	4								
Totals			17-51	4-14	16-22	13	22	35	22	54	11	22	4	6	200	

1st - FG %:	7-10	70.0%	2nd: 4-18	22.2%	3rd: 4-14	28.6%	4th: 2-9	22.2%	Game: 17-51	33.3%	Deadball	
3FG %:	3-4	75.0%	1-3	33.3%	0-4	0.0%	0-3	0.0%	4-14	28.6%	Rebounds	
FT %:	3-3	100.0%	0-0	0.0%	7-9	77.8%	6-10	60.0%	16-22	72.7%	4	

Officials: Eric Koch, Talisa Green, Travis Jones
Technical fouls: MISSISSIPPI STATE-None. COLUMBIA-None.
Attendance: 982
2017 Cancun Challenge - Mayan Tournament

Score by periods	1st	2nd	3rd	4th	Total
MISSISSIPPI STATE	22	15	29	24	90
COLUMBIA	20	9	15	10	54

Points	In	Off	2nd	Fast	Bench
MS	Paint	T/O	Chance	Break	
COL	20	3	8	6	11

GAME 7 — LOUISIANA

Nov. 29, 2017 • Jackson, Miss. (Mississippi Coliseum)

	1st	2nd	3rd	4th	Final
LOUISIANA	8	15	10	4	37
6/3 MISSISSIPPI ST.	30	26	20	18	94

Louisiana 37 • 2-5

#	Player	Total		3-Ptr		Rebounds			PF	TP	A		TO	Blk	Stl	Min
		FG-FGA	FG-FGA	FT-FTA	FT-FTA	Off	Def	Tot			A	TO		Blk	Stl	
01	Kimberly Burton	f	1-6	0-0	2-2	2	5	7	1	4	0	2	0	1	0	30
35	Brittney Myles	f	0-1	0-0	0-0	0	3	3	5	0	0	1	0	0	0	14
04	Malachi Williams	g	0-7	0-4	2-2	1	1	2	3	2	1	3	0	1	1	23
11	Skyler Goodwin	g	5-13	1-2	3-3	1	0	1	2	14	0	4	0	1	0	32
42	Danyale Bayonne	g	1-7	0-1	0-0	0	5	5	3	2	0	3	1	0	0	26
00	Kendra Howard	g	1-1	0-0	0-0	1	1	2	1	2	0	3	0	0	0	9
05	Jomyra Mathis	g	2-11	0-1	0-0	0	3	3	0	4	0	3	0	0	0	19
21	Brooke Jolivet	g	0-0	0-0	0-0	0	0	0	0	2	0	0	0	0	0	2
15	Nekia Jones	g	3-5	2-4	0-0	0	3	3	8	2	5	0	1	1	0	24
24	Mylisha Hammond	g	0-2	0-0	1-2	0	2	2	0	1	0	0	0	0	0	8
32	Simone Fields	g	0-6	0-0	0-0	1	2	3	4	0	0	1	0	1	1	13
Team						3	0	3			1					
Totals			13-59	3-12	8-9	9	25	34	24	37	3	26	1	5	200	

1st - FG %:	4-14	28.6%	2nd: 6-14	42.9%	3rd: 2-16	12.5%	4th: 1-5	6.7%	Game: 13-59	22.0%	Deadball	
3FG %:	0-0	0.0%	2-5	40.0%	0-2	0.0%	1-5	20.0%	3-12	25.0%	Rebounds	
FT %:	0-0	0.0%	1-1	100.0%	2-4	50.0%	1-2	50.0%	8-9	88.9%	1	

Mississippi State 94 • 7-0

#	Player	Total		3-Ptr		Rebounds			PF	TP	A		TO	Blk	Stl	Min
		FG-FGA	FG-FGA	FT-FTA	FT-FTA	Off	Def	Tot			A	TO		Blk	Stl	
15	Teaira McCowan	c	15-20	0-0	1-5	8	12	20	1	31	0	3	4	3	26	26
01	Blair Schaefer	g	5-12	3-9	0-0	1	0	1	2	13	1	1	0	0	0	26
02	Morgan William	g	1-2	0-0	0-0	0	0	0	3	2	6	2	0	0	0	15
11	Roshunda Johnson	g	0-7	0-2	2-2	4	3	7	1	2	5	1	0	1	0	22
35	Victoria Vivians	g	4-11	1-5	7-8	3	3	6	1	16	4	3	1	3	30	30
10	Jazzmun Holmes	g	2-4	0-0	6-6	0	2	2	10	8	1	2	1	2	25	25
21	Jonika Garvin	g	0-4	0-1	1-4	2	3	5	1	1	0	1	0	0	0	8
23	Bre'Amber Scott	g	1-5	0-3	2-2	0	2	2	0	4	1	0	0	0	0	11
25	Zion Campbell	g	1-2	0-0	0-0	1	4	5	1	2	0	1	0	0	0	14
55	Chloe Bibby	g	5-10	1-3	2-3	3	4	7	0	13	0	2	0	0	0	23
Team						0	4	4								
Totals			34-77	5-23	21-30	22	37	59	12	94	25	15	7	8	200	

1st - FG %:	11-23	47.8%	2nd: 9-14	64.3%	3rd: 9-23	39.1%	4th: 5-17	29.4%	Game: 34-77	44.2%	Deadball	
3FG %:	3-9	33.3%	2-5	40.0%	0-4	0.0%	0-5	0.0%	5-23	21.7%	Rebounds	
FT %:	0-5	0.0%	6-9	66.7%	2-4	50.0%	1-2	50.0%	21-30	70.0%	5	

Officials: Jesse Dickerson, Sue Blanch, Angelica Suffren
Technical fouls: Louisiana-Simone Fields; TEAM. Mississippi State-None.
Attendance: 3578
Tech LA Head Coach End 3rd
Tech LA #32 at 1:11 4th

Score by periods	1st	2nd	3rd	4th	Total
Louisiana	8	15	10	4	37
MISSISSIPPI STATE	30	26	20	18	94

Points	In	Off	2nd	Fast	Bench
LA	Paint	T/O	Chance	Break	
MS	10	7	2	15	30

Last FG - LA 4th-02:42, MS 4th-05:08.
Largest lead - LA None, MS by 57 4th-00:26.
LA led for 00:00. MS led for 39:51. Game was tied for 00:09.

Score tied - 0 times.
Lead changed - 0 times.

GAME 6 — GREEN BAY

Nov. 25, 2017 • Cancun, Mexico (Cancun Challenge)

	1st	2nd	3rd	4th	Final
RV/NR GREEN BAY	6	14	11	15	46
7/3 MISSISSIPPI ST.	17	14	24	12	67

GREEN BAY 46 • 5-1

#	Player		Total		3-Ftr		Rebounds			PF	TP	A			Blk	Stl	Min	
			FG	FGA	FG	FGA	FT	FTA	Off			Def	Tot	A				T
21	LINDSTROM, Jessica	f	6	10	0	2	2	0	3	3	3	14	1	3	0	1	34	
32	MURPHY, Karly	f	4	7	1	1	0	0	2	1	3	1	9	1	2	0	0	18
01	WELLNITZ, Jen	g	0	3	0	0	0	0	1	4	5	3	0	2	5	1	1	24
20	HIBNER, Caitlyn	g	3	6	2	4	0	0	2	3	5	1	8	0	0	0	1	23
24	LeCLAIRE, Allie	g	2	14	0	5	1	2	1	3	4	1	5	1	3	0	1	30
03	WURTZ, Frankie	f	2	7	2	3	0	0	1	6	7	2	6	1	2	0	1	19
05	JAMES, Laken	f	0	3	0	0	0	0	1	3	4	2	0	3	1	1	2	26
25	ROBSON, Lyndsey	f	0	1	0	0	0	0	0	0	0	0	0	0	0	0	0	2
30	PINGEL, Meghan	f	0	0	0	0	0	0	0	1	1	0	0	0	0	0	0	3
42	WOLF, Mackenzie	f	0	2	0	0	0	0	0	2	2	3	0	0	0	1	0	7
52	WOLF, Madison	f	2	3	0	0	0	0	2	1	3	3	4	0	0	0	1	14
	Team								2	1	3				1			
Totals			19	56	5	15	3	4	12	28	40	19	46	9	17	3	8	200

MISSISSIPPI STATE BULLDOG BASKETBALL ■ 2017-18

GAME 22: Ole Miss | January 28, 2018

GAME 9 — LITTLE ROCK

Dec. 10, 2017 • Starkville, Miss.

	1st	2nd	3rd	4th	Final
LITTLE ROCK	10	18	2	18	48
6/3 MISSISSIPPI ST.	17	26	25	18	86

Little Rock 48 • 3-6

#	Player	Total		3-Ptr		Rebounds			PF	TP	A	TO	Blk	Stl	Min
		FG-FGA	FG-FGA	FT-FTA	FT-FTA	Off	Def	Tot							
00	Ronijanae DeGray	f	2-6	0-0	0-0	0	1	1	4	4	0	2	1	0	27
30	Raeyana DeGray	f	2-8	0-0	0-0	0	2	2	0	4	0	2	0	0	27
02	Monique Townson	f	4-9	1-3	2-2	1	3	4	3	11	1	1	0	0	34
03	Terrion Moore	g	0-4	0-0	0-0	1	2	3	0	1	1	1	1	1	28
05	Tori Lasker	g	0-2	0-2	0-0	0	4	4	2	0	0	2	0	0	16
04	Kira Shepard	g	0-2	0-1	0-0	0	1	1	1	0	1	0	2	0	19
12	Sydney Chastain	g	0-0	0-0	0-0	0	0	0	1	0	1	0	0	0	2
22	Yanina Inkina	g	0-1	0-1	0-0	0	0	0	0	0	0	0	0	0	5
23	Kyra Collier	g	4-13	0-0	3-4	0	5	5	3	11	2	8	0	1	30
25	Anna Hurlburt	g	0-0	0-0	0-0	0	0	0	0	0	0	0	0	0	0+
35	Keanna Keys	g	3-5	0-0	2-4	3	1	4	2	8	0	2	0	0	15
35	Teal Battle	g	3-3	0-0	4-4	1	0	1	2	10	0	1	0	1	7
	Team					2	1	3			1				
	Totals		18-53	1-7	11-14	8	20	28	21	48	6	20	2	4	200

1st - FG %:	5-12	41.7%	2nd: 5-12	41.7%	3rd: 1-14	7.1%	4th: 7-15	46.7%	Game: 18-53	34.0%	Deadball	
3FG %:	0-1	0.0%	1-4	25.0%	0-1	0.0%	0-1	0.0%	1-7	14.3%	Rebounds	
FT %:	0-0	0.0%	7-8	87.5%	0-2	0.0%	4-4	100.0%	11-14	78.6%	2	

Mississippi State 86 • 9-0

#	Player	Total		3-Ptr		Rebounds			PF	TP	A	TO	Blk	Stl	Min
		FG-FGA	FG-FGA	FT-FTA	FT-FTA	Off	Def	Tot							
15	Teaira McCowan	c	6-8	0-0	1-2	2	9	11	3	13	1	1	0	0	16
01	Blair Schaefer	g	3-9	2-5	2-2	1	0	1	1	10	1	1	0	0	27
02	Morgan William	g	5-9	0-1	6-6	0	1	1	1	16	4	1	0	0	28
11	Roshunda Johnson	g	2-6	0-1	0-0	1	1	2	0	4	1	0	0	0	24
35	Victoria Vivians	g	6-9	0-0	0-0	3	7	10	2	12	1	1	2	0	24
10	Jazzmun Holmes	g	2-5	0-0	1-1	0	0	0	0	5	1	2	0	0	12
20	Nyah Tate	g	2-3	0-0	0-0	0	0	0	0	4	0	2	0	0	8
21	Jonika Garvin	g	0-1	0-0	0-0	0	0	0	1	0	0	0	1	0	3
23	Bre'Amber Scott	g	1-3	0-0	3-5	1	0	1	3	5	0	0	0	0	8
24	Jordan Danberry	g	1-4	0-0	0-2	1	0	1	2	2	0	1	0	1	13
25	Zion Campbell	g	3-4	0-0	0-0	3	2	5	2	6	1	1	0	2	21
55	Chloe Bibby	g	2-5	1-3	4-4	2	4	6	1	9	0	0	0	2	16
	Team					2	4	6			1				
	Totals		33-66	3-10	17-22	16	28	44	16	86	10	11	3	10	200

1st - FG %:	8-17	47.1%	2nd: 8-17	47.1%	3rd: 11-20	55.0%	4th: 6-12	50.0%	Game: 33-66	50.0%	Deadball	
3FG %:	0-2	0.0%	2-4	50.0%	1-3	33.3%	0-1	0.0%	3-10	30.0%	Rebounds	
FT %:	1-2	50.0%	8-10	80.0%	2-2	100.0%	6-8	75.0%	17-22	77.3%	2	

Officials: Lisa Mattingly, Bob Trammell, Metta Roberts
Technical fouls: Little Rock-None. Mississippi State-None.
Attendance: 5010

Score by periods	1st	2nd	3rd	4th	Total
Little Rock	10	18	2	18	48
Mississippi State	17	26	25	18	86

Last FG - LR 4th-00:16, MS 4th-02:22.
Largest lead - LR None, MS by 45 4th-02:40.
LR led for 00:00. MS led for 39:09. Game was tied for 00:51.

GAME 11 — MAINE

Dec. 17, 2017 • Starkville, Miss.

	1st	2nd	3rd	4th	Final
MAINE	12	6	9	16	43
5/3 MISSISSIPPI ST.	29	16	15	23	83

Maine 43 • 6-5

#	Player	Total		3-Ptr		Rebounds			PF	TP	A	TO	Blk	Stl	Min
		FG-FGA	FG-FGA	FT-FTA	FT-FTA	Off	Def	Tot							
15	Fanny Wadling	f	3-8	1-3	0-0	1	6	7	4	7	2	6	0	1	31
10	Julie Brosseau	g	1-6	0-2	0-0	0	4	4	3	2	1	7	0	0	19
12	Parise Rossignol	g	3-7	0-4	1-2	0	0	0	2	7	0	1	0	1	34
22	Blanca Millan	g	4-10	1-4	4-4	2	3	5	5	13	1	1	1	2	31
23	Tanesha Sutton	g	2-8	0-2	2-3	2	1	3	3	6	1	5	0	2	29
04	Maddy McVicar	g	0-0	0-0	0-0	0	1	1	0	0	0	0	0	0	2
05	Maeve Carroll	g	0-0	0-0	0-0	0	0	0	0	0	0	0	0	0	2
15	Dor Saar	g	3-9	1-4	1-2	1	3	4	4	8	3	1	0	0	31
20	Kelly Fogarty	g	0-1	0-1	0-0	0	0	0	0	0	0	2	0	0	6
32	Kira Barra	g	0-0	0-0	0-0	0	0	0	0	0	0	0	0	0	1
33	Kirsten Johnson	g	0-0	0-0	0-0	0	1	1	3	0	0	3	0	0	14
	Team					3	0	3			1				
	Totals		16-49	3-20	8-11	9	19	28	24	43	8	27	1	6	200

1st - FG %:	5-12	41.7%	2nd: 3-9	33.3%	3rd: 2-13	15.4%	4th: 6-15	40.0%	Game: 16-49	32.7%	Deadball	
3FG %:	2-3	66.7%	0-4	0.0%	0-5	0.0%	1-8	12.5%	3-20	15.0%	Rebounds	
FT %:	0-0	0.0%	0-0	0.0%	5-6	83.3%	3-5	60.0%	8-11	72.7%	1	

Mississippi State 83 • 11-0

#	Player	Total		3-Ptr		Rebounds			PF	TP	A	TO	Blk	Stl	Min
		FG-FGA	FG-FGA	FT-FTA	FT-FTA	Off	Def	Tot							
15	Teaira McCowan	c	8-14	0-0	2-3	5	6	11	1	18	0	1	1	3	26
01	Blair Schaefer	g	2-4	2-4	0-0	0	1	1	1	6	3	4	0	0	31
02	Morgan William	g	2-2	0-0	2-2	0	1	1	1	6	2	1	0	1	17
11	Roshunda Johnson	g	2-9	2-7	0-0	2	4	6	1	6	4	1	0	0	25
35	Victoria Vivians	g	5-12	2-6	0-0	1	1	2	12	3	1	0	1	21	
10	Jazzmun Holmes	g	3-3	0-0	3-4	0	1	1	1	9	3	1	0	3	22
20	Nyah Tate	g	1-2	1-1	0-0	1	1	2	0	3	0	1	0	0	4
21	Jonika Garvin	g	1-1	0-0	1-2	1	2	3	1	3	0	1	0	1	4
23	Bre'Amber Scott	g	0-1	0-1	0-0	0	0	0	0	0	0	1	0	0	6
24	Jordan Danberry	g	2-6	0-0	3-4	1	3	4	3	7	3	3	1	1	15
25	Zion Campbell	g	3-5	0-0	1-2	1	3	4	0	7	1	1	0	1	14
55	Chloe Bibby	g	2-3	0-0	2-2	0	1	1	2	6	0	0	0	0	15
	Team					1	2	3							
	Totals		31-62	7-19	14-19	13	26	39	13	83	19	16	2	11	200

1st - FG %:	11-20	55.0%	2nd: 4-12	33.3%	3rd: 6-14	42.9%	4th: 10-16	62.5%	Game: 31-62	50.0%	Deadball	
3FG %:	5-10	50.0%	1-4	25.0%	0-3	0.0%	1-2	50.0%	7-19	36.8%	Rebounds	
FT %:	2-3	66.7%	7-8	87.5%	3-4	75.0%	2-4	50.0%	14-19	73.7%	4	

Officials: Scott Yarbrough, Laura C. Morris, Angelica Suffren
Technical fouls: Maine-None. Mississippi State-None.
Attendance: 4953

Score by periods	1st	2nd	3rd	4th	Total
Maine	12	6	9	16	43
Mississippi State	29	16	15	23	83

Last FG - MAINE 4th-00:43, MS 4th-00:28.
Largest lead - MAINE by 3 1st-08:44, MS by 41 4th-00:53.
MAINE led for 00:15. MS led for 37:49. Game was tied for 01:56.

GAME 10 — OREGON

Dec. 13, 2017 • Starkville, Miss.

	1st	2nd	3rd	4th	Final
9/9 OREGON	19	14	22	24	79
5/3 MISSISSIPPI ST.	23	22	25	20	90

Oregon 79 • 8-2

#	Player		Total		3-Ptr		Rebounds			PF	TP	A	TO	Blk	Stl	Min
			FG-FGA	FG-FGA	FT-FTA	Off	Def	Tot								
24	Ruthy Hebard	f	11-12	0-0	3-4	5	2	7	3	25	1	1	2	0	33	
44	Mallory McGwire	f	2-5	0-0	2-2	0	5	5	2	6	1	3	0	0	19	
05	Maite Cazorla	g	4-7	2-2	0-0	0	4	4	3	10	6	2	0	0	34	
10	Lexi Bando	g	1-2	0-1	0-0	0	2	2	1	2	0	0	0	0	21	
20	Sabrina Ionescu	g	6-16	3-7	0-0	0	1	1	1	15	5	4	0	1	38	
00	Satou Sabally	g	6-10	2-2	3-3	1	1	2	1	17	1	2	1	0	23	
03	Justine Hall		0-1	0-1	0-0	0	0	0	1	0	0	0	0	0	4	
15	Anneli Maley		1-2	0-1	0-0	1	1	2	2	2	1	1	0	0	13	
32	Oti Gildon		1-2	0-0	0-0	0	1	1	2	2	0	1	0	0	15	
	Team					3	0	3			1					
Totals			32-57	7-14	8-9	10	17	27	16	79	15	15	3	1	200	

MISSISSIPPI STATE BULLDOG BASKETBALL ■ 2017-18

GAME 13 — SYRACUSE

Dec. 21, 2017 • Las Vegas, Nev. (Duel In The Desert)

	1st	2nd	3rd	4th	Final
RV/22 SYRACUSE	18	11	19	17	65
5/3 MISSISSIPPI ST.	22	22	19	13	76

RV/22 Syracuse 65 • 11-1

#	Player	Total		3-Ptr		Rebounds			PF	TP	A TO Blk Stl				Min
		FG-FGA	FG-FGA	FT-FTA	FT-FTA	Off	Def	Tot			A	TO	Blk	Stl	
32	Miranda Drummond	f	6-13	1-3	1-2	2	2	4	1	14	0	1	1	0	40
45	Digna Strautmane	f	1-7	0-4	0-0	4	5	9	4	2	0	2	1	1	25
22	Amaya Finklea-Guity	c	2-3	0-0	1-4	2	5	7	4	5	1	0	0	0	30
04	Tiana Mangakahia	g	6-15	1-3	7-8	1	3	4	20	6	8	0	0	0	38
11	Gabrielle Cooper	g	8-14	4-7	2-2	4	5	9	2	22	0	1	0	0	28
01	Raven Fox	g	0-1	0-1	0-0	0	0	0	0	0	0	1	0	0	8
02	Chelayne Bailey	g	0-2	0-0	0-0	0	0	0	1	0	1	0	0	1	11
23	Isis Young	g	1-7	0-3	0-1	0	1	1	3	2	0	1	0	1	19
44	Jasmine Nwajei	g	0-0	0-0	0-0	0	1	1	0	0	0	1	0	0	1
Team						3	2	5							
Totals			24-62	6-21	11-17	16	24	40	19	65	8	15	2	3	200

1st - FG %:	7-20	35.0%	2nd: 5-14	35.7%	3rd: 6-13	46.2%	4th: 6-15	40.0%	Game: 24-62	38.7%	Deadball	
3FG %:	3-7	42.9%	1-5	20.0%	1-3	33.3%	1-6	16.7%	6-21	28.6%	Rebounds	
FT %:	1-2	50.0%	0-1	0.0%	6-10	60.0%	4-4	100.0%	11-17	64.7%	2	

Mississippi State 76 • 13-0

#	Player	Total		3-Ptr		Rebounds			PF	TP	A TO Blk Stl				Min
		FG-FGA	FG-FGA	FT-FTA	FT-FTA	Off	Def	Tot			A	TO	Blk	Stl	
15	Teaira McCowan	c	5-9	0-0	4-7	6	7	13	5	14	0	3	1	0	24
01	Blair Schaefer	g	5-14	5-13	0-0	1	3	4	3	15	1	0	0	0	36
02	Morgan William	g	0-4	0-1	2-2	1	0	1	3	2	3	1	0	0	20
11	Roshunda Johnson	g	3-13	1-7	0-0	1	1	2	1	7	1	1	0	1	36
35	Victoria Vivians	g	9-17	1-5	7-8	3	6	9	2	26	1	1	0	3	39
10	Jazzmun Holmes	g	3-4	0-0	3-3	0	1	1	2	9	4	1	0	0	20
23	Bre'Amber Scott	g	0-0	0-0	0-0	0	0	0	0	0	0	0	0	0	1
24	Jordan Danberry	g	0-1	0-0	0-0	0	0	0	0	0	1	0	0	0	5
25	Zion Campbell	g	1-2	0-0	1-2	2	5	7	3	3	1	2	0	1	16
55	Chloe Bibby	g	0-0	0-0	0-0	0	0	0	0	0	0	0	0	0	3
Team						2	3	5			1				
Totals			26-64	7-26	17-22	16	26	42	19	76	12	10	1	5	200

1st - FG %:	7-16	43.8%	2nd: 9-21	42.9%	3rd: 7-17	41.2%	4th: 3-10	30.0%	Game: 26-64	40.6%	Deadball	
3FG %:	3-8	37.5%	1-6	16.7%	2-9	22.2%	1-3	33.3%	7-26	26.9%	Rebounds	
FT %:	5-6	83.3%	3-6	50.0%	3-4	75.0%	6-6	100.0%	17-22	77.3%	3	

Officials: Bryan Entlerfe, Julie Krommenhoek, Krystal Appellanz

Technical fouls: RV/22 Syracuse-None. Mississippi State-None.

Attendance:

Dual in the Desert Day 2

Score by periods	1st	2nd	3rd	4th	Total
RV/22 Syracuse	18	11	19	17	65
Mississippi State	22	22	19	13	76

In	Off	2nd	Fast	Bench
Points	Paint	T/O	Chance	Break
SU	30	11	13	13
MS	22	25	11	2

Score tied - 4 times.

Lead changed - 4 times.

Last FG - SU 4th-00:28, MS 4th-01:13.

Largest lead - SU by 2 1st-03:58, MS by 19 4th-06:19.

SU led for 02:14. MS led for 36:41. Game was tied for 01:05.

GAME 15 — GEORGIA

Dec. 31, 2017 • Athens, Ga.

	1st	2nd	3rd	4th	Final
5/3 MISSISSIPPI ST.	16	21	26	23	86
NR/RV GEORGIA	14	13	13	22	62

#3 Mississippi State 86 • 15-0, 1-0

#	Player	Total		3-Ptr		Rebounds			PF	TP	A TO Blk Stl				Min
		FG-FGA	FG-FGA	FT-FTA	FT-FTA	Off	Def	Tot			A	TO	Blk	Stl	
15	Teaira McCowan	c	12-15	0-0	2-6	9	4	13	2	26	0	2	0	1	34
01	Blair Schaefer	g	3-13	3-12	0-0	0	1	1	2	9	4	1	0	2	37
02	Morgan William	g	0-6	0-3	4-4	0	1	1	1	4	6	4	0	3	28
11	Roshunda Johnson	g	6-10	4-8	0-2	2	1	3	2	16	4	1	1	0	30
35	Victoria Vivians	g	7-16	2-4	4-4	2	5	7	2	20	2	1	0	0	32
10	Jazzmun Holmes	g	0-0	0-0	0-0	0	1	1	0	0	2	1	0	1	12
20	Nyah Tate	g	1-1	1-1	0-0	0	0	0	0	3	0	0	0	0	2
23	Bre'Amber Scott	g	0-0	0-0	0-0	0	0	0	1	0	1	0	0	0	2
24	Jordan Danberry	g	0-0	0-0	0-0	0	0	0	0	0	0	1	0	0	9
25	Zion Campbell	g	1-1	0-0	1-2	0	1	1	1	3	0	0	0	0	6
55	Chloe Bibby	g	2-3	1-1	0-0	0	1	1	0	5	0	0	0	0	8
Team						4	1	5							
Totals			32-65	11-29	11-18	17	16	33	11	86	19	10	1	9	200

1st - FG %:	7-20	35.0%	2nd: 8-15	53.3%	3rd: 10-18	55.6%	4th: 7-12	58.3%	Game: 32-65	49.2%	Deadball	
3FG %:	1-9	11.1%	3-7	42.9%	4-8	50.0%	3-5	60.0%	11-29	37.9%	Rebounds	
FT %:	1-2	50.0%	2-2	100.0%	2-5	40.0%	6-9	66.7%	11-18	61.1%	3	

Georgia 62 • 12-2, 0-1

#	Player	Total		3-Ptr		Rebounds			PF	TP	A TO Blk Stl				Min
		FG-FGA	FG-FGA	FT-FTA	FT-FTA	Off	Def	Tot			A	TO	Blk	Stl	
04	ROBINSON, Caliya	f	6-12	1-3	0-0	3	4	7	5	13	1	1	6	1	20
33	ENGRAM, Mackenzie	f	5-13	0-1	0-2	1	6	7	3	10	0	1	1	0	32
00	COLE, Taja	g	3-6	0-0	0-2	1	0	1	1	6	7	3	0	1	29
12	CLARK, Haley	g	4-4	0-0	2-2	3	3	6	0	10	1	0	0	0	25
23	MORRISON, Que	g	1-5	1-2	0-0	2	3	5	1	3	2	4	0	0	28
02	CONNALLY, Gabby	g	2-6	0-1	0-0	1	0	1	2	4	2	3	0	3	16
03	PAUL, Stephanie	g	3-4	0-0	0-0	1	0	1	4	6	0	5	1	1	20
11	CALDWELL, Maya	g	1-3	1-1	0-0	0	1	1	0	3	0	1	0	0	13
24	COSTA, Simone	g	0-0	0-0	2-2	0	1	1	0	2	1	1	0	0	9
44	BATES, Malury	g	1-1	0-0	0-0	0	0	0	1	2	0	0	0	0	4
51	BLANARU, Bianca	g	1-2	0-0	1-2	2	0	2	0	3	0	0	0	0	4
Team						1	2	3			1				
Totals			27-56	3-8	5-10	15	20	35	17	62	14	20	8	6	200

1st - FG %:	7-14	50.0%	2nd: 5-13	38.5%	3rd: 6-12	50.0%	4th: 9-17	52.9%	Game: 27-56	48.2%	Deadball	
3FG %:	0-1	0.0%	1-3	33.3%	1-2	50.0%	1-2	50.0%	3-8	37.5%	Rebounds	
FT %:	0-2	0.0%	2-2	100.0%	0-2	0.0%	3-4	75.0%	5-10	50.0%	3	

Officials: Bob Trammell, Missy Brooks and Troy Winders

Technical fouls: #3 Mississippi State-None. Georgia-None.

Attendance: 2934

Score by periods	1st	2nd	3rd	4th	Total
#3 Mississippi State	16	21	26	23	86
Georgia	14	13	13	22	62

In	Off	2nd	Fast	Bench
Points	Paint	T/O	Chance	Break
MS	28	27	19	0
UGA	32	10	13	4

Score tied - 1 time.

Lead changed - 5 times.

Last FG - MS 4th-00:39, UGA 4th-00:23.

Largest lead - MS by 26 3rd-02:13, UGA by 4 1st-09:03.

MS led for 31:31. UGA led for 07:51. Game was tied for 00:14.

GAME 14 — MISSISSIPPI VALLEY STATE

Dec. 28, 2017 • Starkville, Miss.

	1st	2nd	3rd	4th	Final
MISS. VALLEY ST.	16	4	6	10	36
5/3 MISSISSIPPI ST.	29	30	29	24	112

Miss. Valley St. 36 • 0-12

#	Player		Total		3-Ptr		Rebounds			PF	TP	A				Min
			FG-FGA	FG-FGA	FT-FTA	Off	Def	Tot	A			TO	Blk	Stl		
35	Makayla Bonner	f	2-8	0-0	0-0	2	0	2	5	4	0	5	0	0	24	
01	Lakendra Bassett	g	2-14	0-1	4-6	3	2	5	2	8	1	3	0	0	36	
04	Kristy Parker	g	4-10	0-1	2-4	1	0	1	2	10	2	3	0	0	29	
11	Stormy Green	g	0-1	0-0	0-0	1	0	1	0	0	0	1	0	1	13	
13	Sydney Floyd	g	3-11	0-3	0-0	5	4	9	3	6	0	1	0	0	32	
12	Kenya Arnold		1-1	0-0	0-0	0	1	1	3	2	0	4	0	1	24	
23	Desiray Mosley		1-8	0-0	4-6	1	3	4	2	6	0	5	0	2	34	
54	Jazmin Holmon		0-0	0-0	0-0	0	2	2	1	0	0	0	0	0	8	
Team						6	1	7				3				
Totals			13-53	0-5	10-16	19	13	32	18	36	3	25	0	4	200	

MISSISSIPPI STATE BULLDOG BASKETBALL ■ 2017-18

GAME 22: Ole Miss | January 28, 2018

GAME 17 — LSU

Jan. 7, 2018 • Baton Rouge, La.

	1st	2nd	3rd	4th	Final
5/3 MISSISSIPPI ST.	23	21	21	18	83
LSU	22	13	17	18	70

Mississippi State 83 • 17-0, 3-0

#	Player	Total		3-Ptr		Rebounds			PF	TP	A TO Blk Stl					Min
		FG-FGA	FG-FGA	FT-FTA	FT-FTA	Off	Def	Tot			A	TO	Blk	Stl		
15	Teaira McCowan	c	13-24	0-0	5-12	6	14	20	3	31	1	2	1	1		39
01	Blair Schaefer	g	2-7	2-6	3-3	0	3	3	0	9	1	2	0	0		40-
02	Morgan William	g	3-6	3-4	4-4	0	2	2	0	13	4	1	0	1		26
11	Roshunda Johnson	g	3-5	2-3	2-2	2	4	6	4	10	5	2	0	2		35
35	Victoria Vivians	g	2-7	0-2	0-0	1	1	2	4	1	2	0	0	0		18
10	Jazzmun Holmes	g	2-3	0-0	2-3	1	0	1	1	6	1	0	0	0		13
24	Jordan Danberry	g	0-0	0-0	0-0	0	0	0	2	0	2	1	0	0		5
25	Zion Campbell	g	0-0	0-0	0-0	1	0	1	0	0	0	0	0	0		1
55	Chloe Bibby	g	4-8	1-2	1-1	1	3	4	4	10	1	1	0	0		23
	Team					0	1	1			1					
Totals			29-60	8-17	17-25	12	28	40	18	83	14	13	2	4		200
1st - FG %:		9-16	56.3%	2nd: 7-17	41.2%	3rd: 8-14	57.1%	4th: 5-13	38.5%	Game: 29-60	48.3%	Deadball				
3FG %:		5-7	71.4%	2-4	50.0%	0-3	0.0%	1-3	33.3%	9-17	47.1%	Rebounds				
FT %:		0-0	0.0%	5-9	55.6%	5-8	62.5%	7-8	87.5%	17-25	68.0%	3				

LSU 70 • 10-4, 2-1

#	Player	Total		3-Ptr		Rebounds			PF	TP	A TO Blk Stl					Min
		FG-FGA	FG-FGA	FT-FTA	FT-FTA	Off	Def	Tot			A	TO	Blk	Stl		
05	Ayana Mitchell	f	6-10	0-1	5-7	4	7	11	2	17	1	1	1	2		36
00	Chloe Jackson	g	11-21	1-4	2-4	1	5	6	4	25	0	0	1	1		38
02	Shanice Norton	g	0-2	0-0	0-0	0	0	0	0	0	0	0	0	0		13
11	Raigyne Louis	g	9-20	1-5	1-2	0	2	2	4	20	3	1	0	1		22
13	J. Richard-Harris	g	2-4	2-4	0-2	0	4	4	4	6	0	2	0	1		32
03	Khayla Pointer	g	1-3	0-0	0-0	1	0	1	2	2	2	3	0	2		23
04	Raven Farley	g	0-0	0-0	0-0	1	1	2	3	0	0	1	1	0		14
10	Dekeriya Patterson	g	0-3	0-1	0-0	0	1	1	0	0	0	0	0	0		5
15	Y. Bidikundila	g	0-0	0-0	0-0	0	2	2	0	1	0	0	0	0		11
24	Faustine Aifuwa	g	0-1	0-0	0-0	0	1	1	1	0	0	2	0	0		5
30	Jailin Cherry	g	0-0	0-0	0-0	0	0	0	1	0	0	0	0	0		0+
44	Tatum Neubert	g	0-1	0-0	0-0	0	0	0	0	0	0	0	0	0		1
	Team					3	1	4			1					
Totals			29-65	4-15	8-15	10	24	34	23	70	7	11	3	7		200
1st - FG %:		9-16	56.3%	2nd: 6-14	42.9%	3rd: 6-19	31.6%	4th: 8-16	50.0%	Game: 29-65	44.6%	Deadball				
3FG %:		2-5	40.0%	0-3	0.0%	1-2	50.0%	1-5	20.0%	6-6	100.0%	Rebounds				
FT %:		2-4	50.0%	1-2	50.0%	4-5	80.0%	1-4	25.0%	8-15	53.3%	4				

Officials: Dee Kantner, Brian Hall, Amy Bonner
Technical fouls: Mississippi State-None. LSU-None.
Attendance: 2525

Score by periods	1st	2nd	3rd	4th	Total
Mississippi State	23	21	21	18	83
LSU	22	13	17	18	70

Last FG - MS 4th-00:18, LSU 4th-00:08.
Largest lead - MS by 17 3rd-04:56, LSU by 7 1st-04:29.
MS led for 27:32. LSU led for 10:11. Game was tied for 02:17.

Score tied - 4 times.
Lead changed - 12 times.

GAME 19 — ALABAMA

Jan. 14, 2018 • Starkville, Miss.

	1st	2nd	3rd	4th	Final
ALABAMA	20	9	14	18	61
4/3 MISSISSIPPI ST.	16	28	18	13	75

Alabama 61 • 13-5 (3-2 SEC)

#	Player	Total		3-Ptr		Rebounds			PF	TP	A TO Blk Stl					Min
		FG-FGA	FG-FGA	FT-FTA	FT-FTA	Off	Def	Tot			A	TO	Blk	Stl		
01	Quanetria Bolton	f	2-2	0-0	0-0	1	3	4	2	4	2	2	1	0		20
20	Ashley Williams	f	1-3	0-0	0-0	2	2	4	1	2	1	5	0	1		23
03	Jordan Lewis	g	1-8	0-1	1-2	0	3	3	2	3	4	5	0	1		32
11	Hannah Cook	g	8-10	5-5	4-5	0	2	2	3	25	0	2	0	1		28
23	Shaquera Wade	g	2-2	0-0	0-0	1	0	1	5	4	0	4	0	0		19
02	Amber Richardson	g	0-0	0-0	2-2	0	1	1	3	2	0	1	0	0		8
05	Alana da Silva	g	0-1	0-0	0-0	0	0	0	1	0	0	1	0	0		8
15	Meeshonti Knight	g	3-8	0-1	3-4	0	1	1	1	9	3	2	1	0		25
22	Ariyah Copeland	g	0-1	0-0	0-0	0	1	1	1	0	1	1	0	0		6
25	Ashley Knight	g	1-1	0-0	0-0	1	2	3	2	2	0	2	1	0		12
40	Jasmine Walker	g	4-6	2-2	0-0	0	4	4	0	10	0	1	0	3		19
	Team					0	2	2								
Totals			22-42	7-9	10-13	5	21	26	21	61	11	26	3	6		200
1st - FG %:		8-13	61.5%	2nd: 3-9	33.3%	3rd: 5-11	45.5%	4th: 6-9	66.7%	Game: 22-42	52.4%	Deadball				
3FG %:		2-3	66.7%	1-1	100.0%	1-1	100.0%	3-4	75.0%	7-9	77.8%	Rebounds				
FT %:		2-2	100.0%	2-2	100.0%	3-3	100.0%	3-6	50.0%	10-13	76.9%	1,1				

Mississippi State 75 • 19-0 (5-0 SEC)

#	Player	Total		3-Ptr		Rebounds			PF	TP	A TO Blk Stl					Min
		FG-FGA	FG-FGA	FT-FTA	FT-FTA	Off	Def	Tot			A	TO	Blk	Stl		
15	Teaira McCowan	c	6-13	0-0	7-8	8	8	16	2	19	0	0	1	1		38
01	Blair Schaefer	g	1-2	1-2	0-0	0	0	0	1	3	0	2	1	0		23
02	Morgan William	g	3-7	0-2	1-2	2	1	3	2	7	4	1	1	2		30
11	Roshunda Johnson	g	5-12	3-7	1-2	0	2	2	1	14	1	1	0	2		35
35	Victoria Vivians	g	8-20	1-3	4-5	3	4	7	4	21	2	3	1	0		35
10	Jazzmun Holmes	g	1-3	0-1	0-0	0	0	0	0	2	1	2	0	1		10
23	Bre'Amber Scott	g	0-0	0-0	0-0	0	0	0	0	0	0	1	0	0		1
24	Jordan Danberry	g	1-2	0-0	0-0	0	1	1	3	2	2	2	0	3		12
25	Zion Campbell	g	0-0	0-0	0-0	0	0	0	0	0	0	0	0	0		2
55	Chloe Bibby	g	2-4	0-0	3-4	3	0	3	1	7	0	1	0	1		14
	Team					2	1	3								
Totals			27-63	5-15	16-21	18	17	35	14	75	10	13	4	10		200
1st - FG %:		5-13	38.5%	2nd: 10-19	52.6%	3rd: 7-16	43.8%	4th: 5-15	33.3%	Game: 27-63	42.9%	Deadball				
3FG %:		3-5	60.0%	1-3	33.3%	1-4	25.0%	0-3	0.0%	5-15	33.3%	Rebounds				
FT %:		3-4	75.0%	7-7	100.0%	3-6	50.0%	3-4	75.0%	16-21	76.2%	1				

Officials: Bob Trammell, Cameron Inouye, Kevin Pethelt
Technical fouls: Alabama-None. Mississippi State-None.
Attendance: 9010

Score by periods	1st	2nd	3rd	4th	Total
Alabama	20	9	14	18	61
Mississippi State	16	28	18	13	75

Last FG - UA 4th-01:08, MS 4th-01:43.
Largest lead - UA by 6 2nd-09:45, MS by 22 3rd-02:22.
UA led for 05:40, MS led for 33:03. Game was tied for 01:17.

Score tied - 3 times.
Lead changed - 3 times.

GAME 18 — OLE MISS

Jan. 11, 2018 • Starkville, Miss.

	1st	2nd	3rd	4th	Final
OLE MISS	9	13	16	7	45
4/3 MISSISSIPPI ST.	22	12	22	20	76

Ole Miss 45 • 11-5 (1-2 SEC)

#	Player		Total		3-Ptr		Rebounds			PF	TP	A TO Blk Stl				Min	
			FG-FGA	FG-FGA	FT-FTA	FT-FTA	Off	Def	Tot			A	TO	Blk	Stl		
42	Shelby Gibson	c	2-7	2-7	0-0	0	1	1	3	6	0	0	0	0	18		
00	Chyna Nixon	g	2-2	0-0	0-0	0	0	0	5	4	0	0	0	0	12		
01	Bree Glover	g	0-0	0-0	0-0	1	2	3	3	0	1	1	0	0	22		
20	Madinah Muhammad	g	4-21	1-3	5-6	0	2	2	2	14	0	3	1	1	37		
25	Alissa Alston	g	4-16	0-4	1-1	1	0	1	2	9	3	3	0	1	38		
12	Barbara Johnson	g	2-6	0-0	2-4	0	1	1	2	6	0	0	0	1	22		
32	Kate Rodgers	g	1-4	0-0	0-0	3	5	8	4	2	0	4	0	0	17		
44	Torri Lewis	g	0-0	0-0	0-0	0	0	0	1	0	0	0	0	0	12		
55	Promise Taylor	g	1-4	0-0	2-2	2	4	6	2	4	0	1	3	1	22		
Team						5	1	6				2					
Totals						16-60	3-14	10-13	12	16	28	24	45	4	14	4	200
1st - FG: 3-13 23.1% 2nd: 5-15 33.3% 3rd: 6-17 35.3% 4th: 2-15 13.3% Game: 16-60 26.7% Deadba																	
3FG: 1-6 16.7% 0-1 0.0% 2-4 50.0% 3-5 60.0% 3-14 21.4% Rebound																	
FT: 2-2 100.0% 0-4 75.0% 2-2 100.0% 0-3 0.0% 10-13 76.9% 3																	

GAME 21 — FLORIDA					
Jan. 25, 2018 • Starkville, Miss.					
	1st	2nd	3rd	4th	Final
FLORIDA	13	10	14	16	53
2/2 MISSISSIPPI ST.	20	15	31	24	90

Florida 53 • 10-11 (2-6 SEC)

##	Player	Total		3-Ptr		Rebounds			PF	TP	A TO Blk Stl				Min
		FG-FGA	FT-FTA	FG-FGA	FT-FTA	Off	Def	Tot							
44	Haley Lorenzen	f 3-9	0-3	0-0	0-0	5	7	12	2	6	2	1	0	2	30
00	Delicia Washington	g 5-11	0-1	0-0	3	7	10	2	10	0	9	0	0	0	29
03	Funda Nakkasoglu	g 7-13	2-5	3-5	0	0	0	0	19	3	2	0	1	30	
11	Dyandria Anderson	g 4-5	1-2	0-0	1	2	3	2	9	2	1	1	1	29	
12	Paulina Hersler	g 2-11	0-1	0-0	4	3	7	1	4	0	3	0	1	29	
01	Tamera Johnson	0-0	0-0	0-0	0	0	0	2	0	2	1	0	0	7	
15	Sydney Searcy	1-5	1-4	0-0	0	1	1	1	3	1	2	0	0	25	
23	Jalaysia Thomas	1-1	0-0	0-0	0	0	0	1	2	0	0	0	0	8	
24	Mikayla Hayes	0-3	0-2	0-0	0	1	1	2	0	0	0	0	0	13	
Team					2	1	3				4				
Totals		23-58	4-18	3-5	15	22	37	13	53	10	23	1	5	200	
1st • FG %: 5-14 35.7% 2nd: 4-15 26.7% 3rd: 6-13 46.2% 4th: 8-16 50.0% Game: 23-58 39.7% Deadball															
3FG %: 1-6 16.7% 2-5 40.0% 1-2 50.0% 0-5 0.0% 4-18 22.2% Rebounds															
FT %: 2-3 66.7% 0-0 0.0% 1-2 50.0% 0-0 0.0% 3-5 60.0% 1,1															

Mississippi State 90 • 21-0 (7-0 SEC)

##	Player	Total		3-Ptr		Rebounds			PF	TP	A TO Blk Stl				Min
		FG-FGA	FT-FTA	FG-FGA	FT-FTA	Off	Def	Tot							
15	Teaira McCowan	c 9-13	0-0	5-6	4	4	8	2	23	1	1	2	2	28	
01	Blair Schaefer	g 5-8	5-8	0-0	0	0	0	2	15	2	2	0	1	33	
02	Morgan William	g 1-2	0-0	2-2	0	1	1	2	4	7	0	0	0	23	
11	Roshunda Johnson	g 4-10	1-3	0-0	1	6	7	1	9	1	2	0	3	29	
35	Victoria Vivians	g 8-17	1-3	0-0	0	2	2	1	17	3	0	0	2	27	
10	Jazzmun Holmes	1-1	0-0	0-0	0	2	2	0	2	1	0	1	0	15	
20	Nyah Tate	0-0	0-0	0-0	0	0	0	0	0	0	0	0	0	2	
23	Bre'Amber Scott	1-1	0-0	0-0	0	0	0	0	2	1	0	0	1	5	
24	Jordan Danberry	3-9	0-0	1-2	1	1	2	0	7	0	1	0	2	13	
25	Zion Campbell	3-3	0-0	0-0	1	1	2	0	6	1	0	1	1	12	
55	Chloe Bibby	2-4	0-0	1-2	2	1	3	0	5	1	1	0	1	13	
Team					2	3	5								
Totals		37-68	7-14	9-12	11	21	32	8	90	18	7	4	13	200	
1st • FG %: 9-19 47.4% 2nd: 6-16 37.5% 3rd: 11-17 64.7% 4th: 11-16 68.8% Game: 37-68 54.4% Deadball															
3FG %: 2-7 28.6% 3-4 75.0% 2-3 66.7% 0-0 0.0% 7-14 50.0% Rebounds															
FT %: 0-0 0.0% 0-0 0.0% 7-8 87.5% 2-4 50.0% 9-12 75.0% 0															

Officials: Dee Kantner, Felicia Grinter, Troy Winders
Technical fouls: Florida-None. Mississippi State-None.
Attendance: 6727

Score by periods						Points	In Paint	Off T/O	2nd Chance	Fast Break	Bench
1st	2nd	3rd	4th	Total							
Florida	13	10	14	16	53	UF	26	6	8	4	5
Mississippi State	20	15	31	24	90	MS	48	27	16	8	22

Last FG - UF 4th-01:04, MS 4th-00:41.
Largest lead - UF None, MS by 37 4th-01:31.
UF led for 00:00. MS led for 39:33. Game was tied for 00:23.
Score tied - 0 times.
Lead changed - 0 times.

MISSISSIPPI STATE BASKETBALL
Mississippi State Combined Team Statistics (as of Jan 25, 2018)
All games

RECORD:	OVERALL	HOME	AWAY	NEUTRAL
ALL GAMES	21-0	12-0	4-0	5-0
CONFERENCE	7-0	4-0	3-0	0-0
NON-CONFERENCE	14-0	8-0	1-0	5-0

##	Player	gp-gs	min	avg	Total		3-Point		F-Throw		Rebounds				pf	dq	a	to	blk	stl	pts	avg
					fg-fga	fg%	3fg-fga	3fg%	ft-fga	ft%	off	def	tot	avg								
15	Teaira McCowan	21-21	589	28.0	181-281	.644	0-0	.000	70-116	.603	125	146	271	12.9	52	1	9	40	42	17	432	20.6
35	Victoria Vivians	21-21	622	29.6	155-296	.524	38-95	.400	59-71	.831	35	90	125	6.0	44	0	43	34	7	34	407	19.4
11	Roshunda Johnson	21-21	616	29.3	91-214	.425	41-101	.406	24-28	.857	28	42	70	3.3	38	0	57	27	3	50	247	11.8
01	Blair Schaefer	21-21	638	30.4	62-161	.385	55-134	.410	19-21	.905	13	28	41	2.0	42	0	46	25	2	11	198	9.4
02	Morgan William	21-21	508	24.2	46-117	.393	6-26	.231	54-64	.844	9	25	34	1.6	29	0	98	22	2	17	152	7.2
55	Chloe Bibby	20-0	303	15.2	36-90	.400	9-24	.375	20-24	.833	17	32	49	2.5	22	0	11	16	2	8	101	5.1
10	Jazzmun Holmes	21-0	334	15.9	31-64	.484	1-3	.333	35-44	.795	9	24	33	1.6	24	0	60	24	7	25	98	4.7
25	Zion Campbell	20-0	238	11.9	27-40	.675	0-0	.000	8-14	.571	21	49	70	3.5	22	0	6	12	12	6	62	3.1
24	Jordan Danberry	13-0	133	10.2	13-40	.325	1-2	.500	6-10	.600	7	11	18	1.4	16	0	18	13	3	10	33	2.5
23	Bre'Amber Scott	17-0	107	6.3	9-30	.300	0-9	.000	16-24	.667	5	10	15	0.9	11	0	7	12	1	9	34	2.0
20	Nyah Tate	12-0	49	4.1	8-19	.421	3-7	.429	2-4	.500	1	4	5	0.4	0	0	0	5	0	0	21	1.8
21	Jonika Garvin	11-0	48	4.4	5-18	.278	0-2	.000	3-9	.333	5	12	17	1.5	9	0	1	5	1	1	13	1.2
Team											36	41	77					6				
Total.....		21	4200		666-1375	.484	154-403	.382	316-429	.737	312	518	830	39.5	310	1	356	243	84	191	1802	85.8
Opponents.....		21	4200		446-1158	.385	80-272	.294	203-276	.736	222	453	675	32.1	428	-	187	429	57	109	1175	56.0

TEAM STATISTICS	MS	OPP	Date	Opponent	Score	Att.
SCORING	1802	1175	11/10/17	VIRGINIA	w 68-53	6811
Points per game	85.8	56.0	11/16/17	GEORGIA STATE	w 106-50	4584
Scoring margin	+29.9	-	11/19/17	SOUTHERN MISS	w 91-56	5321
FIELD GOALS-ATT	666-1375	446-1158	^ 11/23/17	vs ARIZONA STATE	w 65-57	982
Field goal pct	.484	.385	^ 11/24/17	vs COLUMBIA	w 90-54	982
3 POINT FG-ATT	154-403	80-272	11/25/17	vs GREEN BAY	w 67-46	982
3-point FG pct	.382	.294	% 11/29/17	vs Louisiana	w 94-37	3578
3-pt FG made per game	7.3	3.8	# 12/03/17	OKLAHOMA ST.	w 79-76	5138
FREE THROWS-ATT	316-429	203-276	12/10/17	LITTLE ROCK	w 86-48	5010
Free throw pct	.737	.736	12/13/17	OREGON	w 90-79	5445
F-Throws made per game	15.0	9.7	12/17/17	MAINE	w 83-43	4953
REBOUNDS	830	675	\$ 12/20/17	at UNLV	w 103-63	847
Rebounds per game	39.5	32.1	\$ 12/21/17	vs RV/#22 Syracuse	w 76-65	652
Rebounding margin	+7.4	-	12/28/17	MISS. VALLEY ST.	w 112-36	8535
ASSISTS	356	187	* 12/31/17	at Georgia	w 86-62	2934
Assists per game	17.0	8.9	* 01/04/18	ARKANSAS	w 111-69	5398
TURNOVERS	243	429	* 01/07/18	at LSU	w 83-70	2525
Turnovers per game	11.6	20.4	* 01/11/18	OLE MISS	w 76-45	7161
Turnover margin	+8.9	-	* 01/14/18	ALABAMA	w 75-61	9010
Assist/turnover ratio	1.5	0.4	* 01/21/18	at Tennessee	w 71-52	13436
STEALS	191	109	* 01/25/18	FLORIDA	w 90-53	6727
Steals per game	9.1	5.2				
BLOCKS	84	57				
Blocks per game	4.0	2.7				
ATTENDANCE	74093	26918				
Home games-Avg/Game	12-6174	4-4936				
Neutral site-Avg/Game	-	5-1435				

^ = Cancun Challenge (Cancun, Mexico)
% = Jackson, Miss. (Mississippi Coliseum)
= Big 12/SEC Challenge
\$ = Duel in the Desert (Las Vegas, Nev.)
* = Conference game

Score by Periods	1st	2nd	3rd	4th	Totals
Mississippi State	487	432	486	397	1802
Opponents	298	278	300	299	1175

Mississippi State Basketball
Mississippi State Combined Team Statistics (as of Jan 25, 2018)
Conference games only

RECORD:	OVERALL	HOME	AWAY	NEUTRAL
ALL GAMES	7-0	4-0	3-0	0-0
CONFERENCE	7-0	4-0	3-0	0-0
NON-CONFERENCE	0-0	0-0	0-0	0-0

#	Player	gp-gs	min	avg	Total		3-Point		F-Throw		Rebounds								a	to	blk	stl	pts	avg
					fg-fga	fg%	3fg-fga	3fg%	ft-fa	ft%	off	def	tot	avg	pf	dq								
15	Teaira McCowan	7-7	228	32.6	62-100	.620	0-0	.000	30-45	.667	42	54	96	13.7	16	0	3	13	11	5	154	22.0		
35	Victoria Vivians	7-7	205	29.3	55-114	.482	9-25	.360	11-13	.846	11	33	44	6.3	18	0	12	9	1	9	130	18.6		
11	Roshunda Johnson	7-7	225	32.1	32-67	.478	13-30	.433	7-10	.700	8	20	28	4.0	16	0	23	9	1	17	84	12.0		
01	Blair Schaefer	7-7	233	33.3	23-55	.418	22-49	.449	8-9	.889	1	12	13	1.9	13	0	15	8	1	5	76	10.9		
02	Morgan William	7-7	184	26.3	16-43	.372	4-13	.308	19-22	.864	3	7	10	1.4	8	0	35	9	1	6	55	7.9		
55	Chloe Bibby	7-0	91	13.0	11-24	.458	3-5	.600	7-9	.778	7	9	16	2.3	8	0	5	6	0	2	32	4.6		
10	Jazzmun Holmes	7-0	92	13.1	5-12	.417	0-1	.000	10-11	.909	2	7	9	1.3	6	0	13	8	1	5	20	2.9		
24	Jordan Danberry	7-0	66	9.4	7-16	.438	0-0	.000	1-2	.500	2	4	6	0.9	6	0	5	7	2	6	15	2.1		
25	Zion Campbell	7-0	52	7.4	6-8	.750	0-0	.000	1-2	.500	3	7	10	1.4	3	0	1	0	5	1	13	1.9		
23	Bre'Amber Scott	5-0	16	3.2	3-4	.750	0-1	.000	2-2	1.000	0	2	2	0.4	1	0	3	1	0	2	8	1.6		
20	Nyah Tate	4-0	8	2.0	2-3	.667	1-2	.500	0-0	.000	0	0	0	0.0	0	0	0	0	0	0	5	1.3		
Team											14	16	30				2							
Total.....		7	1400		222-446	.498	52-126	.413	96-125	.768	93	171	264	37.7	95	0	115	72	23	58	592	84.6		
Opponents.....		7	1400		164-396	.414	27-90	.300	57-87	.655	73	149	222	31.7	128	-	66	123	25	35	412	58.9		

TEAM STATISTICS	MS	OPP
SCORING	592	412
Points per game	84.6	58.9
Scoring margin	+25.7	-
FIELD GOALS-ATT	222-446	164-396
Field goal pct	.498	.414
3 POINT FG-ATT	52-126	27-90
3-point FG pct	.413	.300
3-pt FG made per game	7.4	3.9
FREE THROWS-ATT	96-125	57-87
Free throw pct	.768	.655
F-Throws made per game	13.7	8.1
REBOUNDS	264	222
Rebounds per game	37.7	31.7
Rebounding margin	+6.0	-
ASSISTS	115	66
Assists per game	16.4	9.4
TURNOVERS	72	123
Turnovers per game	10.3	17.6
Turnover margin	+7.3	-
Assist/turnover ratio	1.6	0.5
STEALS	58	35
Steals per game	8.3	5.0
BLOCKS	23	25
Blocks per game	3.3	3.6
ATTENDANCE	28296	18895
Home games-Avg/Game	4-7074	3-6298
Neutral site-Avg/Game	-	0-0

Date	Opponent	Score	Att.
* 12/31/17	at Georgia	w 86-62	2934
* 01/04/18	ARKANSAS	w 111-69	5398
* 01/07/18	at LSU	w 83-70	2525
* 01/11/18	OLE MISS	w 76-45	7161
* 01/14/18	ALABAMA	w 75-61	9010
* 01/21/18	at Tennessee	w 71-52	13436
* 01/25/18	FLORIDA	w 90-53	6727

^ = Cancun Challenge (Cancun, Mexico)
 % = Jackson, Miss. (Mississippi Coliseum)
 # = Big 12/SEC Challenge
 \$ = Duel In The Desert (Las Vegas, Nev.)
 * = Conference game

Score by Periods	1st	2nd	3rd	4th	Totals
Mississippi State	140	142	162	148	592
Opponents	112	89	110	101	412

MISSISSIPPI STATE BASKETBALL
Mississippi State Team Game-by-Game Comparison (as of Jan 25, 2018)
All games

Opponent	1st	2nd	Score	Mar	Total FG	FG Pct	3-Pointers	3FG Pct	Free Throws	FT Pct	Rebounds	Assist	T/Over	Block	Steal	Fouls
VIRGINIA	33/23	35/30	68-53	+15	25-63/19-48	.397/.396	9-27/3-9	.333/.333	9-11/12-15	.818/.800	35/34 +1	16/7	17/23	8/5	14/6	18/22
GEORGIA STATE	63/22	43/28	106-50	+56	40-61/15-47	.656/.319	7-18/3-8	.389/.375	19-32/17-20	.594/.850	38/21 +17	24/8	16/28	4/0	12/6	21/25
SOUTHERN MISS	48/26	43/30	91-56	+35	33-73/23-49	.452/.469	13-29/5-14	.448/.357	12-19/5-6	.632/.833	44/28 +16	25/12	10/26	3/4	9/7	7/23
ARIZONA STATE	28/29	37/28	65-57	+8	25-61/22-58	.410/.379	3-10/3-16	.300/.188	12-18/10-12	.667/.833	40/33 +7	11/10	19/18	4/4	8/8	16/21
COLUMBIA	37/29	53/25	90-54	+36	34-72/17-51	.472/.333	10-21/4-14	.476/.286	12-21/16-22	.571/.727	44/35 +9	19/11	10/22	5/4	10/6	22/22
GREEN BAY	31/20	36/26	67-46	+21	22-57/19-56	.386/.339	10-23/5-15	.435/.333	13-19/3-4	.684/.750	33/40 (7)	11/9	9/17	4/3	9/8	13/19
Louisiana	56/23	38/14	94-37	+57	34-77/13-59	.442/.220	5-23/3-12	.217/.250	21-30/8-9	.700/.889	59/34 +25	25/3	15/26	7/1	8/5	12/24
OKLAHOMA ST.	44/41	35/35	79-76	+3	25-58/29-65	.431/.446	3-12/4-11	.250/.364	26-34/14-18	.765/.778	35/39 (4)	5/8	11/16	5/1	7/5	21/27
LITTLE ROCK	43/28	43/20	86-48	+38	33-66/18-53	.500/.340	3-10/1-7	.300/.143	17-22/11-14	.773/.786	44/28 +16	10/6	11/20	3/2	10/4	16/21
OREGON	45/33	45/46	90-79	+11	35-65/32-57	.538/.561	7-16/7-14	.438/.500	13-15/8-9	.867/.889	29/27 +2	15/15	8/15	5/3	4/1	7/16
MAINE	45/18	38/25	83-43	+40	31-62/16-49	.500/.327	7-19/3-20	.368/.150	14-19/8-11	.737/.727	39/28 +11	19/8	16/27	2/1	11/6	13/24
UNLV	61/34	42/29	103-63	+40	36-77/22-55	.468/.400	10-24/6-16	.417/.375	21-23/13-16	.913/.813	42/34 +8	21/13	13/28	3/2	17/5	17/19
RV/#22 Syracuse	44/29	32/36	76-65	+11	26-64/24-62	.406/.387	7-26/6-21	.269/.286	17-22/11-17	.773/.647	42/40 +2	12/8	10/15	1/2	5/3	19/19
MISS. VALLEY ST.	59/20	53/16	112-36	+76	45-73/13-53	.616/.245	8-19/0-5	.421/.000	14-19/10-16	.737/.625	42/32 +10	28/3	6/25	7/0	9/4	13/18
Georgia	37/27	49/35	86-62	+24	32-65/27-56	.492/.482	11-29/3-8	.379/.375	11-18/5-10	.611/.500	33/35 (2)	19/14	10/20	1/8	9/6	11/17
ARKANSAS	49/39	62/30	111-69	+42	44-76/28-62	.579/.452	10-20/6-18	.500/.333	13-14/7-12	.929/.583	40/29 +11	25/12	4/16	2/3	7/3	15/17
LSU	44/35	39/35	83-70	+13	29-60/29-65	.483/.446	8-17/4-15	.471/.267	17-25/8-15	.680/.533	40/34 +6	14/7	13/11	2/3	4/7	18/23
OLE MISS	34/22	42/23	76-45	+31	25-47/16-60	.532/.267	4-13/3-14	.308/.214	22-25/10-13	.880/.769	40/28 +12	18/4	15/14	8/4	5/4	13/24
ALABAMA	44/29	31/32	75-61	+14	27-63/22-42	.429/.524	5-15/7-9	.333/.778	16-21/10-13	.762/.769	35/26 +9	10/11	13/26	4/3	10/6	14/21
Tennessee	39/26	32/26	71-52	+19	28-67/19-53	.418/.358	7-18/0-8	.389/.000	8-10/14-19	.800/.737	44/33 +11	11/8	10/13	2/3	10/4	16/13
FLORIDA	35/23	55/30	90-53	+37	37-68/23-58	.544/.397	7-14/4-18	.500/.222	9-12/3-5	.750/.600	32/37 (5)	18/10	7/23	4/1	13/5	8/13

Note: Game totals are displayed in the format TEAM/OPPONENT for each category

MISSISSIPPI STATE BASKETBALL
Mississippi State Points-Rebounds-Assists (as of Jan 25, 2018)
All games

Opponent	Date	Score		01 SCHAEFER,B	02 WILLIAM,MO	04 WILLIAMS,A	10 HOLMES,JAZ	11 JOHNSON,RO	15 MCCOWAN,TE	20 TATE,NYAH
VIRGINIA	11/10/17	68-53	w	0-1-2	2-6-8	4-5-0	2-0-1	18-0-2	7-10-1	0-0-0
GEORGIA STATE	11/16/17	106-50	w	14-2-2	12-2-7	DNP	8-3-5	9-1-4	19-5-0	4-0-0
SOUTHERN MISS	11/19/17	91-56	w	10-7-4	0-2-9	DNP	8-3-7	29-4-3	17-10-0	0-0-0
vs ARIZONA STATE	11/23/17	65-57	w	2-1-2	7-2-4	DNP	3-1-3	16-1-2	15-14-0	DNP
vs COLUMBIA	11/24/17	90-54	w	14-1-1	2-4-4	DNP	4-4-8	7-4-0	21-10-1	0-0-0
vs GREEN BAY	11/25/17	67-46	w	13-1-1	10-2-5	DNP	4-3-0	14-6-2	9-13-0	DNP
vs Louisiana	11/29/17	94-37	w	13-1-1	2-0-6	DNP	10-2-8	2-7-5	31-20-0	DNP
OKLAHOMA ST.	12/03/17	79-76	w	5-1-0	15-1-0	DNP	4-1-1	18-5-0	7-11-1	DNP
LITTLE ROCK	12/10/17	86-48	w	10-1-1	16-1-4	DNP	5-0-1	4-2-1	13-11-1	4-0-0
OREGON	12/13/17	90-79	w	3-2-1	13-1-4	DNP	2-1-1	7-0-5	35-19-1	DNP
MAINE	12/17/17	83-43	w	6-1-3	6-1-2	DNP	9-1-3	6-6-4	18-11-0	3-2-0
at UNLV	12/20/17	103-63	w	11-2-7	7-0-3	DNP	5-3-4	12-2-0	31-15-0	0-2-0
vs RV/#22 Syracuse	12/21/17	76-65	w	15-4-1	2-1-3	DNP	9-1-4	7-2-1	14-13-0	DNP
MISS. VALLEY ST.	12/28/17	112-36	w	6-3-5	3-1-4	DNP	5-1-1	14-2-5	41-13-1	5-1-0
at Georgia	12/31/17	86-62	w	9-1-4	4-1-6	DNP	0-1-2	16-3-4	26-13-0	3-0-0
ARKANSAS	01/04/18	111-69	w	14-1-0	18-1-3	DNP	4-2-3	13-3-10	18-8-1	2-0-0
at LSU	01/07/18	83-70	w	9-3-1	13-2-4	DNP	6-1-1	10-6-5	31-20-1	DNP
OLE MISS	01/11/18	76-45	w	14-4-6	4-0-6	DNP	4-1-3	6-4-1	25-13-0	0-0-0
ALABAMA	01/14/18	75-61	w	3-0-0	7-3-4	DNP	2-0-1	14-2-1	19-16-0	DNP
at Tennessee	01/21/18	71-52	w	12-4-2	5-2-5	DNP	2-2-2	16-3-1	12-18-0	DNP
FLORIDA	01/25/18	90-53	w	15-0-2	4-1-7	DNP	2-2-1	9-7-1	23-8-1	0-0-0

Opponent	Date	Score		21 GARVIN,JON	23 SCOTT,BRE'	24 DANBERRY,J	25 CAMPBELL,Z	35 VIVIAN,VI	55 BIBBY,CHLO
VIRGINIA	11/10/17	68-53	w	0-0-0	0-0-0	DNP	DNP	22-7-2	13-3-0
GEORGIA STATE	11/16/17	106-50	w	1-3-1	1-0-0	DNP	13-11-0	19-3-2	6-5-3
SOUTHERN MISS	11/19/17	91-56	w	0-1-0	0-0-1	DNP	2-5-1	15-5-0	10-5-0
vs ARIZONA STATE	11/23/17	65-57	w	DNP	0-0-0	DNP	5-6-0	17-5-0	0-1-0
vs COLUMBIA	11/24/17	90-54	w	4-1-0	6-5-0	DNP	3-6-0	23-4-4	6-2-1
vs GREEN BAY	11/25/17	67-46	w	0-0-0	0-1-0	DNP	0-0-0	17-6-3	0-0-0
vs Louisiana	11/29/17	94-37	w	1-5-0	4-2-1	DNP	2-5-0	16-6-4	13-7-0
OKLAHOMA ST.	12/03/17	79-76	w	0-0-0	DNP	DNP	0-4-1	30-8-2	0-1-0
LITTLE ROCK	12/10/17	86-48	w	0-0-0	5-1-0	2-1-0	6-5-1	12-10-1	9-6-0
OREGON	12/13/17	90-79	w	DNP	DNP	0-0-0	0-1-0	30-4-2	0-1-1
MAINE	12/17/17	83-43	w	3-3-0	0-0-0	7-4-3	7-4-1	12-2-3	6-1-0
at UNLV	12/20/17	103-63	w	0-0-0	5-3-0	4-3-2	0-3-0	22-6-4	6-1-1
vs RV/#22 Syracuse	12/21/17	76-65	w	DNP	0-0-0	0-0-1	3-7-1	26-9-1	0-0-0
MISS. VALLEY ST.	12/28/17	112-36	w	4-4-0	5-1-2	5-4-7	8-3-0	16-6-3	DNP
at Georgia	12/31/17	86-62	w	DNP	0-0-1	0-0-0	3-1-0	20-7-2	5-1-0
ARKANSAS	01/04/18	111-69	w	DNP	4-1-1	4-3-3	2-3-0	29-9-2	3-1-2
at LSU	01/07/18	83-70	w	DNP	DNP	0-0-0	0-1-0	4-2-1	10-4-1
OLE MISS	01/11/18	76-45	w	DNP	2-1-0	2-0-0	2-3-0	15-8-1	2-3-1
ALABAMA	01/14/18	75-61	w	DNP	0-0-0	2-1-2	0-0-0	21-7-2	7-3-0
at Tennessee	01/21/18	71-52	w	DNP	DNP	0-0-0	0-0-0	24-9-1	0-1-0
FLORIDA	01/25/18	90-53	w	DNP	2-0-1	7-2-0	6-2-1	17-2-3	5-3-1

MISSISSIPPI STATE BULLDOGS

(21-0 Overall, 7-0 SEC)

Head Coach: Vic Schaefer (6th Season)
Associate Head Coach: Johnnie Harris (6th Season)
Assistant Coach: Dionnah Jackson-Durrett (3rd Season)
Assistant Coach: Carly Thibault-DuDonis (2nd Season)

	1 • BLAIR SCHAEFER G • 5-7 • Sr. Starkville, Miss. (Starkville HS)	PPG 2017-18 9.4 Career 4.6	RPG 2.0 1.1	APG 2.2 0.9	FG% .385 .352	3FG% .410 .376	FT% .905 .839	<ul style="list-style-type: none"> SEC Community Service Team last 2 seasons T4th at MSU in career 3FG% (37.6%) Avg. 10.9 ppg, 44.9% 3FG in SEC play Made a 3-pointer in 17-straight games 11.0 ppg, 13-of-25 (52%) from 3-point range last 4 games Leads SEC in 3FG made for season (2.6) & in league games (3.1)
	2 • MORGAN WILLIAM G • 5-5 • Sr. Birmingham, Ala. (Shades Valley HS)	PPG 2017-18 7.2 Career 9.5	RPG 1.6 2.0	APG 4.6 4.4	FG% .393 .383	3FG% .231 .305	FT% .844 .843	<ul style="list-style-type: none"> Preseason First Team All-SEC selection by media and coaches Wooden, Nancy Lieberman, Naismith & Wade Watch Lists Named to Senior CLASS Award Top 30 List T3rd among active DI players in career games played (130) 1st in SEC, 2nd in NCAA DI in assist/turnover ratio (4.5) 4th in SEC in FT% (84.4%); 19-of-22 (86.4%) in SEC games
	3 • MYAH TAYLOR G • 5-7 • Fr. Olive Branch, Miss. (Olive Branch HS)	PPG 2017-18 Career	RPG 	APG 	FG% 	3FG% 	FT% 	<ul style="list-style-type: none"> 5-star point guard from Olive Branch (Miss.) High School Three-time Mississippi Gatorade Player of the Year Had her HS jersey retired Friday night Redshirting the 2017-18 season
	10 • JAZZMUN HOLMES G • 5-8 • Jr. Gulfport, Miss. (Harrison Central HS)	PPG 2017-18 4.7 Career 2.8	RPG 1.6 1.2	APG 3.0 2.5	FG% .484 .369	3FG% .333 .212	FT% .795 .774	<ul style="list-style-type: none"> Played in all 21 games 2nd on team in assists (2.9 apg) 3rd on team in steals (1.2 spg) Made 10 of 11 (90.9%) at the FT line in SEC play
	11 • ROSHUNDA JOHNSON (<i>RO-shun-dah - Goes By Ro</i>) G • 5-7 • R-Sr. Little Rock, Ark. (Parkview HS/Oklahoma St.)	PPG 2017-18 11.8 Career 8.4	RPG 3.3 2.3	SPG 2.4 1.4	FG% .425 .427	3FG% .406 .421	FT% .857 .879	<ul style="list-style-type: none"> Currently 1st at MSU in career 3FG% (42.1%) 3rd on team in scoring (11.8 ppg); Averaging 12.0 ppg in SEC play Double figures in 5 of 7 league games; 12 10+ pt. games this year 4th in SEC in steals for season (2.4 spg), 3rd in SEC games (2.4 spg) SEC 3rd-best 2.6 assist/turnover ratio through 7 SEC games Avg. 13.0 ppg the last 3 games
	12 • JACAIRA "IGGY" ALLEN (<i>Juh-CAR-ee-ah - Goes by Iggy</i>) G • 5-10 • So. Pompano Beach, Fla. (Dillard HS)	PPG 2017-18 Career 2.7	RPG 0.9	APG 0.5	FG% .478	3FG% .000	FT% .643	<ul style="list-style-type: none"> Will miss the season with a knee injury suffered in preseason practice Logged 20 games as a freshman last season
	15 • TEAIRA MCCOWAN (<i>Tee-AIR-ah</i>) C • 6-7 • Jr. Brenham, Texas (Brenham HS)	PPG 2017-18 20.6 Career 10.5	RPG 12.9 7.8	BPG 2.0 1.5	FG% .644 .579	3FG% .000 .000	FT% .603 .621	<ul style="list-style-type: none"> Wooden Award Top 25; Lisa Leslie and Naismith watch lists 3x SEC Player of the Week (11/21, 12/19, 1/2) 15 double-doubles, 1st SEC and 4th in Division I 3rd SEC in scoring (20.6 ppg), 1st rbls. (12.9 rpg) for the season 2nd SEC, 6th in nation in FG% (64.4%) T1st scoring (22.0 ppg); 1st rbls. (13.7 rpg) in SEC games
	20 • NYAH TATE G • 6-0 • Fr. Terry, Miss. (Terry HS)	PPG 2017-18 1.8 Career 1.8	RPG 0.4 0.4	APG 0.0 0.0	FG% .421 .421	3FG% .429 .429	FT% .500 .500	<ul style="list-style-type: none"> Played in 12 games this season Had season-high 5 points against Mississippi Valley St. Knocked down a 3-pointer at Georgia 4-star guard from Terry (Miss.) High School All-State selection during her prep career
	21 • JONIKA GARVIN (<i>JOHN-i-kah</i>) F • 6-0 • Jr. Lake Worth, Fla. (Lake Worth HS/Palm Beach St. CC)	PPG 2017-18 1.2 Career 1.2	RPG 1.5 1.5	APG 0.1 0.1	FG% .278 .278	3FG% .000 .000	FT% .333 .333	<ul style="list-style-type: none"> Seen action in 11 games Season-high 4 pts. vs. Columbia and Mississippi Valley St. 5 rebounds against Louisiana, a season high Played 20 games as a freshman at Auburn (2015-16)
	23 • BRE'AMBER SCOTT G • 5-11 • Fr. Little Rock, Ark. (Central HS)	PPG 2017-18 2.0 Career 2.0	RPG 0.9 0.9	SPG 0.5 0.5	FG% .300 .300	3FG% .000 .000	FT% .667 .667	<ul style="list-style-type: none"> Logged minutes in 17 games this season, 5 SEC contests Taken 4 charges on the year Scored 6 pts. in MSU's Cancun Challenge win vs. Columbia Matched season high with 2 steals against MVSU Scored her 1st SEC points with 4 vs. her home state Arkansas Top player in Arkansas' 2017 class by Arkansas Basketball Rankings
	24 • JORDAN DANBERRY G • 5-8 • Jr. Conway, Ark. (Conway HS/Arkansas)	PPG 2017-18 2.5 Career ^(All) 5.3	RPG 1.4 2.4	APG 1.4 1.9	FG% .325 .336	3FG% .500 .182	FT% .600 .638	<ul style="list-style-type: none"> Named to the SEC Winter Honor Roll Played in 13 games since becoming eligible on Dec. 10 Dished 7 assists in MSU's win against Mississippi Valley St. Tallied a season-high 7 pts. and 4 rbls. in the win vs. Maine Scored 7 pts. in MSU's win against Florida Averaged 6.4 points, 2.8 rebounds in 36-career games at Arkansas
	25 • ZION CAMPBELL C • 6-3 • R-So. Washington, D.C. (Riverdale Baptist School)	PPG 2017-18 3.1 Career 2.0	RPG 3.5 2.3	BPG 0.6 0.3	FG% .675 .681	3FG% .000 .000	FT% .571 .500	<ul style="list-style-type: none"> Twice named to the SEC Academic Honor Roll Played in 19 games, including all 6 SEC contests Notched her 1st double-double with 13 pts., 11 rbls. vs. Georgia St. Had 6 rbls. in wins against Arizona St. and Columbia Tallied 2 pts., personal SEC high 3 rbls. vs. Arkansas & Ole Miss
	35 • VICTORIA VIVIAN (<i>VIH-vee-ans</i>) G • 6-1 • Sr. Carthage, Miss. (Scott Central HS)	PPG 2017-18 19.4 Career 16.6	RPG 6.0 5.2	SPG 1.6 1.5	FG% .524 .397	3FG% .400 .316	FT% .831 .762	<ul style="list-style-type: none"> Preseason First Team All-SEC by league media and coaches On Wooden, Naismith, Wade, & Ann Meyers Drysdale watch lists Senior CLASS Award candidate (Top 30) T3rd among active DI players in career games played (130) Double figures in 20 of 21 games (10 with 20+ points) Avg. 15.1 career ppg against Ole Miss
	55 • CHLOE BIBBY F • 6-1 • Fr. Warracknabeal, Australia (Rowville Secondary)	PPG 2017-18 5.1 Career 5.1	RPG 2.4 2.4	APG 0.6 0.6	FG% .400 .400	3FG% .375 .375	FT% .833 .833	<ul style="list-style-type: none"> Played in 20 games this season 4.6 ppg, 45.8% FG and 60% 3FG, 77.8% FT in SEC play Tallied 10 pts. on 4-of-8 shooting at LSU Scored 13 pts. in her MSU debut against Virginia Had 7 pts. against Alabama and 5 pts. vs. Florida Played for Australia in FIBA U19 World Cup; joined MSU in Aug.