

Armory Track Invitational

Jan 30, 2015 to Jan 31, 2015

The Armory, 216 Fort Washington Avenue, New York, NY, US, 10032

## Mens 60m

[Back to top](#)

Name	Yr School	Finals	Wind H#	Pts
1 <a href="#">Miller, Jalen</a>	10 <a href="#">Mississippi</a>	06.59	nwi 1	10
2 <a href="#">Hester, Tevin</a>	11 <a href="#">Clemson</a>	06.60	nwi 1	8
3 <a href="#">Woodson, Markesh</a>	11 <a href="#">Missouri</a>	06.65	nwi 1	6
4 <a href="#">Lawrence, Desmond</a>	12 <a href="#">North Carolina A</a>	06.71	nwi 1	5
5 <a href="#">Eaddy, Maurice</a>	10 <a href="#">North Carolina A</a>	06.75	nwi 1	4
6 <a href="#">Fair, Kareem</a>	9 <a href="#">Bethune-Cookman</a>	06.76	nwi 1	3
7 <a href="#">Cabrera, Angelo</a>	12 <a href="#">Bethune-Cookman</a>	06.78	nwi 1	2
8 <a href="#">Johnson, Tyrell</a>	9 <a href="#">Arizona</a>	06.86	nwi 1	1

## Mens 60m

[Back to top](#)

Name	Yr School	Semis	Wind H#	Pts
1 <a href="#">Miller, Jalen</a>	10 <a href="#">Mississippi</a>	06.55	nwi 1	10
1 <a href="#">Lawrence, Desmond</a>	12 <a href="#">North Carolina A</a>	06.62	nwi 2	5
1 <a href="#">Hester, Tevin</a>	11 <a href="#">Clemson</a>	06.63	nwi 3	8
2 <a href="#">Fair, Kareem</a>	9 <a href="#">Bethune-Cookman</a>	06.67	nwi 1	3
2 <a href="#">Eaddy, Maurice</a>	10 <a href="#">North Carolina A</a>	06.67	nwi 3	4
2 <a href="#">Woodson, Markesh</a>	11 <a href="#">Missouri</a>	06.68	nwi 2	6
3 <a href="#">Cabrera, Angelo</a>	12 <a href="#">Bethune-Cookman</a>	06.75	nwi 1	2
3 <a href="#">Johnson, Tyrell</a>	9 <a href="#">Arizona</a>	06.76	nwi 2	1
4 <a href="#">Dorsainvil, Winslow</a>	10 <a href="#">St. Thomas Aquin</a>	06.78	nwi 1	
3 <a href="#">Titi, Ncincilili</a>	9 <a href="#">South Carolina</a>	06.85	nwi 3	
4 <a href="#">Cohen, Tarik</a>	9 <a href="#">North Carolina A</a>	06.87	nwi 2	
4 <a href="#">Rocha, Rodrigo</a>	11 <a href="#">Mississippi Stat</a>	06.87	nwi 3	
5 <a href="#">Banks, Tremayne</a>	12 <a href="#">Bethune-Cookman</a>	06.87	nwi 3	
5 <a href="#">Thomas, Reginald</a>	9 <a href="#">Tiffin</a>	06.89	nwi 1	
5 <a href="#">Brown, Darryl</a>	11 <a href="#">Mississippi</a>	06.89	nwi 2	
6 <a href="#">Ageday, Chavez</a>	10 <a href="#">ASA College</a>	06.89	nwi 1	
7 <a href="#">Moore, Kailo</a>	10 <a href="#">Mississippi</a>	06.89	nwi 1	
8 <a href="#">Kowaleski, Nick</a>	12 <a href="#">Cincinnati</a>	06.90	nwi 1	
6 <a href="#">Sosoo, Bryan</a>	9 <a href="#">Monmouth (NJ)</a>	06.91	nwi 2	
6 <a href="#">Savoy, Jasper</a>	11 <a href="#">Hampton</a>	06.91	nwi 3	
7 <a href="#">Alhasan, Mohammad</a>	12 <a href="#">Arizona</a>	06.93	nwi 2	
7 <a href="#">Hill, John</a>	11 <a href="#">Princeton</a>	06.93	nwi 3	
8 <a href="#">Moshood, Courtney</a>	10 <a href="#">New Haven</a>	06.94	nwi 2	
8 <a href="#">Hatchett, David</a>	9 <a href="#">Tiffin</a>	06.97	nwi 3	
9 <a href="#">Thompson, Brandon</a>	10 <a href="#">Maryland</a>	07.01	nwi 3	
9 <a href="#">Waters, Juston</a>	9 <a href="#">Mississippi Stat</a>	07.03	nwi 2	
9 <a href="#">Akosa, Carrington</a>	9 <a href="#">Princeton</a>	NT	nwi 1	

## Mens 60m

[Back to top](#)

Name	Yr School	Prelims	Wind H#	Pts
------	-----------	---------	---------	-----

1	<u>Miller, Jalen</u>	10	<u>Mississippi</u>	06.67	nwi	4	10
1	<u>Lawrence, Desmond</u>	12	<u>North Carolina A</u>	06.72	nwi	7	5
1	<u>Hester, Tevin</u>	11	<u>Clemson</u>	06.72	nwi	8	8
1	<u>Eaddy, Maurice</u>	10	<u>North Carolina A</u>	06.73	nwi	11	4
1	<u>Woodson, Markesh</u>	11	<u>Missouri</u>	06.79	nwi	3	6
2	<u>Cabrera, Angelo</u>	12	<u>Bethune-Cookman</u>	06.84	nwi	4	2
2	<u>Fair, Kareem</u>	9	<u>Bethune-Cookman</u>	06.84	nwi	8	3
1	<u>Akosa, Carrington</u>	9	<u>Princeton</u>	06.85	nwi	6	
1	<u>Dorsainvil, Winslow</u>	10	<u>St. Thomas Aquin</u>	06.85	nwi	9	
2	<u>Moshood, Courtney</u>	10	<u>New Haven</u>	06.89	nwi	6	
3	<u>Cohen, Tarik</u>	9	<u>North Carolina A</u>	06.89	nwi	4	
3	<u>Kowaleski, Nick</u>	12	<u>Cincinnati</u>	06.90	nwi	8	
1	<u>Johnson, Tyrell</u>	9	<u>Arizona</u>	06.91	nwi	10	1
2	<u>Titi, Ncincilili</u>	9	<u>South Carolina</u>	06.91	nwi	10	
1	<u>Savoy, Jasper</u>	11	<u>Hampton</u>	06.92	nwi	2	
1	<u>Rocha, Rodrigo</u>	11	<u>Mississippi Stat</u>	06.92	nwi	5	
2	<u>Waters, Juston</u>	9	<u>Mississippi Stat</u>	06.92	nwi	11	
2	<u>Banks, Tremayne</u>	12	<u>Bethune-Cookman</u>	06.92	nwi	3	
2	<u>Moore, Kailo</u>	10	<u>Mississippi</u>	06.93	nwi	7	
2	<u>Ageday, Chavez</u>	10	<u>ASA College</u>	06.94	nwi	5	
2	<u>Alhasan, Mohammad</u>	12	<u>Arizona</u>	06.95	nwi	2	
3	<u>Thomas, Reginald</u>	9	<u>Tiffin</u>	06.95	nwi	2	
3	<u>Sosoo, Bryan</u>	9	<u>Monmouth (NJ)</u>	06.95	nwi	7	
1	<u>Brown, Darryl</u>	11	<u>Mississippi</u>	06.96	nwi	1	
2	<u>Hill, John</u>	11	<u>Princeton</u>	06.96	nwi	9	
3	<u>Hatchett, David</u>	9	<u>Tiffin</u>	06.96	nwi	3	
3	<u>Gordon, Wayne</u>		<u>Kent State</u>	06.98	nwi	11	
4	<u>Lewis, Devon</u>	9	<u>South Carolina</u>	06.98	nwi	8	
3	<u>Thompson, Tevin</u>	10	<u>Cincinnati</u>	06.99	nwi	10	
4	<u>Dupree, Ahmier</u>	11	<u>Monmouth (NJ)</u>	06.99	nwi	4	
4	<u>Lane, Omar</u>	11	<u>Tiffin</u>	06.99	nwi	7	
3	<u>Mitchell, Saquan</u>	12	<u>Wagner</u>	07.00	nwi	9	
4	<u>Lighten, Tylor</u>	10	<u>Southern-Baton R</u>	07.00	nwi	2	
3	<u>Tsumba, Tatenda</u>	9	<u>BYU</u>	07.01	nwi	5	
4	<u>Nelson, Dre</u>	11	<u>Princeton</u>	07.01	nwi	10	
4	<u>Spears, Jarrod</u>	12	<u>Lenoir-Rhyne</u>	07.02	nwi	11	
5	<u>Mitchel, Kalik</u>	12	<u>Cheyney U of PA</u>	07.02	nwi	10	
2	<u>Thompson, Brandon</u>	10	<u>Maryland</u>	07.04	nwi	1	
4	<u>Browne, Bryan</u>	11	<u>Columbia</u>	07.04	nwi	9	
5	<u>Holloway, Trey</u>	11	<u>Hampton</u>	07.05	nwi	2	
5	<u>Harris III, Robert</u>	10	<u>Albany</u>	07.05	nwi	8	
4	<u>Winfrey, Eric</u>	12	<u>South Carolina</u>	07.06	nwi	5	

6	<u>Nelson, Sharlanjo</u>	9	<u>Hampton</u>	07.06	nwi	10
4	<u>Taylor, Zach</u>	10	<u>Mississippi Stat</u>	07.07	nwi	3
3	<u>Makinde, Segun</u>	12	<u>Ottawa (Canada)</u>	07.08	nwi	1
3	<u>Stecker, James</u>	10	<u>Wisconsin</u>	07.11	nwi	6
5	<u>Pollitt, Justyce</u>	10	<u>Rowan</u>	07.11	nwi	11
5	<u>Tingey, Drew</u>	11	<u>BYU</u>	07.11	nwi	3
6	<u>Goodwin, Stephon</u>	11	<u>Tiffin</u>	07.11	nwi	11
5	<u>Kahana, Eric</u>	11	<u>Monmouth (NJ)</u>	07.12	nwi	5
4	<u>Schwegman, Maxwell</u>	9	<u>Princeton</u>	07.13	nwi	1
5	<u>Teemer, Jaymen</u>	11	<u>Albany</u>	07.13	nwi	1
4	<u>Sanders, Brandon</u>	11	<u>South Carolina</u>	07.14	nwi	6
5	<u>McCormack Jr., Winston</u>	12	<u>Albany</u>	07.15	nwi	7
5	<u>Boland, Derek</u>	11	<u>Albany</u>	07.15	nwi	9
6	<u>Proctor, Rashawn</u>	11	<u>Hampton</u>	07.16	nwi	3
6	<u>Seabury, JohnPaul</u>	9	<u>Army</u>	07.19	nwi	5
6	<u>Scharf, Harrison</u>	11	<u>Penn</u>	07.19	nwi	7
5	<u>Broullire, Kenner</u>	10	<u>Army</u>	07.21	nwi	6
6	<u>Nwokobia, Emmanuel</u>	10	<u>Carleton Univers</u>	07.21	nwi	1
7	<u>Sherman, William</u>	12	<u>Maryland</u>	07.22	nwi	5
6	<u>Anderson, Dexter</u>	9	<u>Rowan</u>	07.23	nwi	8
7	<u>Tyler, Bruce</u>	9	<u>Bowie State</u>	07.24	nwi	1
7	<u>Matheson, Scott</u>	11	<u>BYU</u>	07.24	nwi	7
5	<u>Su, Caleb</u>	10	<u>NYU</u>	07.25	nwi	4
6	<u>Smith, Sawyer</u>	9	<u>Wisconsin</u>	07.27	nwi	2
7	<u>Delaitre, Maxime</u>		<u>University of Po</u>	07.27	nwi	2
7	<u>Martineau, Brandyn</u>	12	<u>Ottawa (Canada)</u>	07.27	nwi	8
7	<u>Webster, Zac</u>	9	<u>Wisconsin</u>	07.28	nwi	11
8	<u>Cudequest, Taylor</u>	10	<u>CS Northridge</u>	07.28	nwi	5
8	<u>Jackson, Grant</u>	9	<u>Army</u>	07.29	nwi	8
8	<u>Batiz, Devon</u>	12	<u>NYU</u>	07.30	nwi	2
8	<u>Saint Preux, Junior</u>	12	<u>Bethune-Cookman</u>	07.34	nwi	1
7	<u>Fernandez, Dante</u>	12	<u>Wagner</u>	07.36	nwi	3
9	<u>Rouse, Khaylen</u>	9	<u>Bowie State</u>	07.36	nwi	2
6	<u>Cape, Jared</u>	11	<u>CS Northridge</u>	07.37	nwi	4
6	<u>Bryant, Bejon</u>	12	<u>BYU</u>	07.37	nwi	9
7	<u>Jones, Steven</u>	10	<u>Rowan</u>	07.37	nwi	10
8	<u>Benson, Michael</u>	11	<u>Saint Rose</u>	07.39	nwi	10
8	<u>Aragon, Camille</u>	9	<u>McGill</u>	07.40	nwi	11
7	<u>Ifthikar, Mohamed</u>	9	<u>St. Thomas Aquin</u>	07.41	nwi	4
8	<u>Oden Jr., Lawrence</u>	9	<u>Rowan</u>	07.46	nwi	4
6	<u>Quirion, Mathieu</u>	9	<u>Sherbrooke</u>	07.47	nwi	6
8	<u>Raji, (Iyinoluwa) Davi</u>	10	<u>McGill</u>	07.49	nwi	7

## Womens 60m

[Back to top](#)

Name	Yr	School	Finals	Wind	H#	Pts
1 <a href="#">Jacobs, Myasia</a>	11	<a href="#">Clemson</a>	07.28	nwi	1	10
2 <a href="#">Jackson, LaQuisha</a>	10	<a href="#">Missouri</a>	07.34	nwi	1	8
3 <a href="#">Johnson, Tristie</a>	11	<a href="#">Bethune-Cookman</a>	07.35	nwi	1	6
4 <a href="#">Brockington, Tyler</a>	11	<a href="#">South Carolina</a>	07.51	nwi	1	5
5 <a href="#">Ray, Shannon</a>	9	<a href="#">Mississippi</a>	07.53	nwi	1	4
6 <a href="#">Jacques, Farah</a>	12	<a href="#">Carleton Univers</a>	07.55	nwi	1	3
7 <a href="#">Spear Chief-Morris, Joy</a>	11	<a href="#">Western Ontario</a>	07.57	nwi	1	2
8 <a href="#">Jackson, Qizeah</a>	9	<a href="#">North Carolina A</a>	07.62	nwi	1	1

## Womens 60m

[Back to top](#)

Name	Yr	School	Semis	Wind	H#	Pts
1 <a href="#">Jackson, LaQuisha</a>	10	<a href="#">Missouri</a>	07.31	nwi	3	8
1 <a href="#">Johnson, Tristie</a>	11	<a href="#">Bethune-Cookman</a>	07.36	nwi	2	6
1 <a href="#">Jacobs, Myasia</a>	11	<a href="#">Clemson</a>	07.37	nwi	1	10
2 <a href="#">Jackson, Qizeah</a>	9	<a href="#">North Carolina A</a>	07.47	nwi	1	1
2 <a href="#">Ray, Shannon</a>	9	<a href="#">Mississippi</a>	07.47	nwi	2	4
2 <a href="#">Spear Chief-Morris, Joy</a>	11	<a href="#">Western Ontario</a>	07.48	nwi	3	2
3 <a href="#">Jacques, Farah</a>	12	<a href="#">Carleton Univers</a>	07.49	nwi	2	3
3 <a href="#">Brockington, Tyler</a>	11	<a href="#">South Carolina</a>	07.51	nwi	1	5
4 <a href="#">Murphy, Alexis</a>	11	<a href="#">South Carolina</a>	07.51	nwi	1	
5 <a href="#">Brown, India</a>	9	<a href="#">North Carolina A</a>	07.52	nwi	1	
3 <a href="#">Williams, Sloan</a>	9	<a href="#">North Carolina A</a>	07.53	nwi	3	
4 <a href="#">Morton, Meshala</a>	9	<a href="#">Hampton</a>	07.53	nwi	3	
4 <a href="#">Gray, Gabby</a>	9	<a href="#">South Carolina</a>	07.56	nwi	2	
5 <a href="#">Cunningham, Ashley</a>	11	<a href="#">Columbia</a>	07.57	nwi	3	
6 <a href="#">Udaya, Ada</a>	12	<a href="#">New Haven</a>	07.57	nwi	1	
7 <a href="#">Vaughn, Briana</a>	11	<a href="#">Central Florida</a>	07.58	nwi	1	
5 <a href="#">Robinson, Torie</a>	9	<a href="#">Clemson</a>	07.59	nwi	2	
6 <a href="#">Veale, Marie</a>	10	<a href="#">CS Northridge</a>	07.59	nwi	2	
6 <a href="#">Peterson, Christal</a>	12	<a href="#">Central Florida</a>	07.59	nwi	3	
7 <a href="#">Vines, Leshel</a>	12	<a href="#">CS Northridge</a>	07.60	nwi	2	
7 <a href="#">Obeng-Akrofi, Akua</a>	9	<a href="#">Columbia</a>	07.61	nwi	3	
8 <a href="#">McClendon, Ebony</a>	9	<a href="#">Wisconsin</a>	07.61	nwi	2	
8 <a href="#">Anderson, Taylor</a>	10	<a href="#">Connecticut</a>	07.62	nwi	3	
8 <a href="#">Suleman, Khadijah</a>	11	<a href="#">Mississippi</a>	07.63	nwi	1	
9 <a href="#">Bunch, Jazmen</a>	9	<a href="#">San Diego State</a>	07.63	nwi	2	
9 <a href="#">Bellamy, J'Nea</a>	10	<a href="#">Central Florida</a>	07.64	nwi	3	
9 <a href="#">Auzenne, Micha</a>	10	<a href="#">San Diego State</a>	07.72	nwi	1	

## Womens 60m

[Back to top](#)

Name	Yr	School	Prelims	Wind	H#	Pts
1 <a href="#">Jackson, LaQuisha</a>	10	<a href="#">Missouri</a>	07.33	nwi	13	8
1 <a href="#">Johnson, Tristie</a>	11	<a href="#">Bethune-Cookman</a>	07.43	nwi	6	6
1 <a href="#">Udaya, Ada</a>	12	<a href="#">New Haven</a>	07.47	nwi	5	

1	<u>Jacobs, Myasia</u>	11	<u>Clemson</u>	07.48	nwi	10	10
1	<u>Jacques, Farah</u>	12	<u>Carleton Univers</u>	07.52	nwi	12	3
1	<u>Anderson, Taylor</u>	10	<u>Connecticut</u>	07.53	nwi	1	
2	<u>Jackson, Qizeah</u>	9	<u>North Carolina A</u>	07.54	nwi	12	1
1	<u>Cunningham, Ashley</u>	11	<u>Columbia</u>	07.56	nwi	11	
1	<u>Gray, Gabby</u>	9	<u>South Carolina</u>	07.57	nwi	8	
1	<u>Vaughn, Briana</u>	11	<u>Central Florida</u>	07.58	nwi	4	
1	<u>Brown, India</u>	9	<u>North Carolina A</u>	07.58	nwi	7	
1	<u>Ray, Shannon</u>	9	<u>Mississippi</u>	07.58	nwi	9	4
2	<u>Brockington, Tyler</u>	11	<u>South Carolina</u>	07.58	nwi	11	5
1	<u>Bellamy, J'Nea</u>	10	<u>Central Florida</u>	07.59	nwi	2	
2	<u>McClendon, Ebony</u>	9	<u>Wisconsin</u>	07.59	nwi	9	
1	<u>Spear Chief-Morris, Jo</u>	11	<u>Western Ontario</u>	07.60	nwi	14	2
2	<u>Morton, Meshala</u>	9	<u>Hampton</u>	07.60	nwi	10	
2	<u>Obeng-Akrofi, Akua</u>	9	<u>Columbia</u>	07.60	nwi	13	
2	<u>Robinson, Torie</u>	9	<u>Clemson</u>	07.61	nwi	6	
2	<u>Murphy, Alexis</u>	11	<u>South Carolina</u>	07.62	nwi	2	
2	<u>Suleman, Khadijah</u>	11	<u>Mississippi</u>	07.64	nwi	1	
3	<u>Veale, Marie</u>	10	<u>CS Northridge</u>	07.64	nwi	10	
3	<u>Williams, Sloan</u>	9	<u>North Carolina A</u>	07.65	nwi	12	
2	<u>Peterson, Christal</u>	12	<u>Central Florida</u>	07.67	nwi	14	
3	<u>Vines, Leshel</u>	12	<u>CS Northridge</u>	07.67	nwi	1	
1	<u>Bunch, Jazmen</u>	9	<u>San Diego State</u>	07.68	nwi	3	
3	<u>Ford-Holland, Siobhan</u>	11	<u>Hampton</u>	07.70	nwi	11	
3	<u>Auzenne, Micha</u>	10	<u>San Diego State</u>	07.70	nwi	14	
3	<u>Hardy, Euricka</u>	10	<u>Mississippi Stat</u>	07.73	nwi	2	
2	<u>McCorkle, Taylor</u>	9	<u>Penn</u>	07.74	nwi	4	
2	<u>Stephens, Maya</u>	9	<u>St John's (NY)</u>	07.76	nwi	3	
3	<u>Lambert, Lexis</u>	11	<u>CS Northridge</u>	07.76	nwi	9	
4	<u>Walter, Christina</u>	9	<u>Princeton</u>	07.76	nwi	12	
5	<u>Jones, Cessily</u>	11	<u>Central Florida</u>	07.76	nwi	12	
6	<u>Darby, Brittany</u>	11	<u>Tiffin</u>	07.78	nwi	12	
4	<u>Glenn, Simone</u>	9	<u>San Diego State</u>	07.79	nwi	2	
4	<u>Allen, Kiara</u>	11	<u>Millersville</u>	07.79	nwi	9	
2	<u>De Carufel, Sarah</u>	12	<u>Ottawa (Canada)</u>	07.80	nwi	5	
3	<u>Mbah, Kellsa</u>	9	<u>Cincinnati</u>	07.80	nwi	6	
2	<u>Felton, Alyssa</u>	11	<u>Missouri</u>	07.81	nwi	7	
3	<u>Conley, Shalon</u>	9	<u>Columbia</u>	07.82	nwi	4	
3	<u>Ali, Lydia</u>	12	<u>Penn</u>	07.82	nwi	5	
3	<u>Scott, Theresa</u>	11	<u>Tiffin</u>	07.82	nwi	7	
4	<u>Greene, Tanisha</u>	11	<u>Hampton</u>	07.82	nwi	1	
5	<u>Collins, Latasha</u>	12	<u>St John's (NY)</u>	07.82	nwi	2	

2	<u>Parrish, Deja</u>	9	<u>Clemson</u>	07.83	nwi	8
3	<u>Barnes, Shawnta</u>	9	<u>CS Northridge</u>	07.84	nwi	8
4	<u>Holt, Marshae</u>	11	<u>New Haven</u>	07.84	nwi	10
4	<u>Biney, Barbara</u>	9	<u>Penn</u>	07.84	nwi	6
4	<u>Williams, Taylor</u>	9	<u>Clemson</u>	07.84	nwi	7
5	<u>Anderson, Reyna</u>	12	<u>Southern-Baton R</u>	07.84	nwi	9
5	<u>Labarang, Charifa</u>	10	<u>Ottawa (Canada)</u>	07.85	nwi	6
5	<u>Francis, Janel</u>	11	<u>Richmond</u>	07.86	nwi	1
3	<u>Young, Kristian</u>	11	<u>Hampton</u>	07.88	nwi	13
4	<u>Anyanwu, Joanna</u>	12	<u>Princeton</u>	07.89	nwi	4
5	<u>Ehiogu, Teresa</u>	9	<u>St John's (NY)</u>	07.90	nwi	4
4	<u>Smalls, Domonique</u>	11	<u>Connecticut</u>	07.92	nwi	11
3	<u>Djousou-lorng, Frederi</u>	12	<u>Sherbrooke</u>	07.93	nwi	3
4	<u>Iriafen, Aminat</u>	9	<u>Columbia</u>	07.94	nwi	14
4	<u>Smith, Chanel</u>	9	<u>Albany</u>	07.94	nwi	8
4	<u>Horn, Morgan</u>	11	<u>Tiffin</u>	07.95	nwi	13
5	<u>Maduro, Ashlee</u>	11	<u>Albany</u>	07.95	nwi	8
6	<u>Taylor, Kahlia</u>	11	<u>Albany</u>	07.95	nwi	9
6	<u>Sims, Raquel</u>	12	<u>Southern-Baton R</u>	07.97	nwi	8
6	<u>Butterfield, Taahira</u>	9	<u>Albany</u>	07.98	nwi	1
4	<u>Ronde, Sara</u>	11	<u>Princeton</u>	07.99	nwi	3
7	<u>Grant, Simone</u>	11	<u>District of Colu</u>	07.99	nwi	12
8	<u>Thomas, Diamond</u>	10	<u>BYU</u>	08.00	nwi	12
6	<u>Monteverde-Dalton, Aly</u>	11	<u>BYU</u>	08.01	nwi	2
6	<u>Scott, Chelsea</u>	9	<u>St John's (NY)</u>	08.02	nwi	6
5	<u>Johnson, Kierra</u>	10	<u>Wayne St.</u>	08.04	nwi	3
7	<u>Biswal, Devyani</u>	12	<u>Ottawa (Canada)</u>	08.04	nwi	1
5	<u>Craddock, Ashley</u>	12	<u>CS Los Angeles</u>	08.06	nwi	7
6	<u>Harden, Chantiel</u>	12	<u>CS Los Angeles</u>	08.06	nwi	3
5	<u>Winters, Haley</u>	11	<u>Army</u>	08.07	nwi	13
4	<u>Jackson, Tyler</u>	10	<u>Delaware</u>	08.08	nwi	5
5	<u>Okon, Brittany</u>	10	<u>District of Colu</u>	08.08	nwi	10
6	<u>Win, Sajeda</u>	9	<u>Ottawa (Canada)</u>	08.08	nwi	13
6	<u>McKinnon, Kimberly</u>	10	<u>Monmouth (NJ)</u>	08.09	nwi	7
5	<u>Moreland, Kira</u>	10	<u>San Diego State</u>	08.10	nwi	5
5	<u>Lawrence, Nia</u>	10	<u>Rowan</u>	08.14	nwi	11
5	<u>Thompson, Maya</u>	9	<u>Cheyney U of PA</u>	08.14	nwi	14
6	<u>Bush, Imani</u>	10	<u>Wayne St.</u>	08.16	nwi	4
7	<u>Piazza, Brianna</u>	10	<u>Monmouth (NJ)</u>	08.18	nwi	3
7	<u>Harris, Kristina</u>	10	<u>NYU</u>	08.18	nwi	4
6	<u>McGowan, Emily</u>	9	<u>Army</u>	08.20	nwi	14
6	<u>Peters, Nastassia</u>	9	<u>Cheyney U of PA</u>	08.25	nwi	5

7	<u>Neel, Kenton</u>	9	<u>Penn</u>	08.26	nwi	14
7	<u>Smith-Jenkins, Deysha</u>	11	<u>Connecticut</u>	08.27	nwi	7
8	<u>Reid, Tyra</u>	9	<u>Delaware</u>	08.29	nwi	14
7	<u>Graves, Hadiyyah</u>	9	<u>Bryn Mawr</u>	08.30	nwi	8
7	<u>Joseph, Tatiana</u>	9	<u>McGill</u>	08.37	nwi	6
8	<u>Williams, Annabelle</u>	11	<u>McGill</u>	08.38	nwi	4
7	<u>Thurston, Geordinell</u>	9	<u>District of Colu</u>	08.48	nwi	5
7	<u>Granger, Jaya</u>	9	<u>Cheyney U of PA</u>	08.48	nwi	9
6	<u>Coffey, Crishonda</u>	12	<u>Bowie State</u>	08.51	nwi	10
8	<u>Butler, Tatayana</u>	9	<u>Rowan</u>	08.51	nwi	6
8	<u>Nixon, Tonja</u>	12	<u>Bryn Mawr</u>	08.53	nwi	7
6	<u>Mancini, Kaitlyn</u>	11	<u>St. Thomas Aquin</u>	08.54	nwi	11
8	<u>Penn, Rayshawn</u>	12	<u>Bowie State</u>	08.59	nwi	8
7	<u>Spivey, Carlecia</u>	9	<u>Bethune-Cookman</u>	NT	nwi	11

Mens 200m

[Back to top](#)

	Name	Yr	School	Finals	Wind	H#	Pts
1	<u>Titi, Ncincilili</u>	9	<u>South Carolina</u>	21.16	nwi	2	
2	<u>Okezie, Chidi</u>	12	<u>Hampton</u>	21.32	nwi	2	
1	<u>James, Stephan</u>	10	<u>ASA College</u>	21.46	nwi	1	
2	<u>Rocha, Rodrigo</u>	11	<u>Mississippi Stat</u>	21.51	nwi	1	
3	<u>Davis, Ryan</u>	10	<u>Wisconsin</u>	21.90	nwi	2	
4	<u>Taylor, Charles</u>	10	<u>Mississippi Stat</u>	21.94	nwi	2	
3	<u>Thompson, Brandon</u>	10	<u>Maryland</u>	22.08	nwi	1	
4	<u>Brown, Darryl</u>	11	<u>Mississippi</u>	22.10	nwi	1	

Mens 200m

[Back to top](#)

	Name	Yr	School	Prelims	Wind	H#	Pts
1	<u>Titi, Ncincilili</u>	9	<u>South Carolina</u>	21.25	nwi	16	
1	<u>Okezie, Chidi</u>	12	<u>Hampton</u>	21.41	nwi	8	
1	<u>Rocha, Rodrigo</u>	11	<u>Mississippi Stat</u>	21.56	nwi	7	
1	<u>James, Stephan</u>	10	<u>ASA College</u>	21.77	nwi	10	
1	<u>Davis, Ryan</u>	10	<u>Wisconsin</u>	21.88	nwi	2	
1	<u>Brown, Darryl</u>	11	<u>Mississippi</u>	21.93	nwi	4	
2	<u>Taylor, Charles</u>	10	<u>Mississippi Stat</u>	21.96	nwi	10	
1	<u>Fair, Kareem</u>	9	<u>Bethune-Cookman</u>	21.97	nwi	11	
1	<u>Hargrove, Lamar</u>	10	<u>Tiffin</u>	21.97	nwi	13	
1	<u>Thompson, Brandon</u>	10	<u>Maryland</u>	21.97	nwi	17	
1	<u>Banks, Tremayne</u>	12	<u>Bethune-Cookman</u>	22.01	nwi	12	
1	<u>Savoy, Jasper</u>	11	<u>Hampton</u>	22.04	nwi	5	
2	<u>Lewis, Devon</u>	9	<u>South Carolina</u>	22.04	nwi	4	
2	<u>Cohen, Tarik</u>	9	<u>North Carolina A</u>	22.11	nwi	12	
1	<u>Cabrera, Angelo</u>	12	<u>Bethune-Cookman</u>	22.14	nwi	6	

2	<u>Britton, Elijah</u>	12	<u>Clemson</u>	22.14	nwi	7
2	<u>Eichler, Blake</u>	11	<u>Arizona</u>	22.17	nwi	16
1	<u>Moore, Kailo</u>	10	<u>Mississippi</u>	22.21	nwi	15
1	<u>Walker, Chris</u>	12	<u>South Carolina</u>	22.22	nwi	1
2	<u>Silly, Elliot</u>		<u>University of Po</u>	22.22	nwi	17
1	<u>Kowaleski, Nick</u>	12	<u>Cincinnati</u>	22.26	nwi	14
2	<u>Teemer, Jaymen</u>	11	<u>Albany</u>	22.26	nwi	11
2	<u>Lauderdale, Pete</u>	12	<u>Arizona</u>	22.26	nwi	15
2	<u>Stone, Kenneth</u>	11	<u>CS Northridge</u>	22.31	nwi	8
1	<u>Holloway, Trey</u>	11	<u>Hampton</u>	22.33	nwi	3
2	<u>Thompson, Tevin</u>	10	<u>Cincinnati</u>	22.33	nwi	2
3	<u>Lighten, Tylor</u>	10	<u>Southern-Baton R</u>	22.33	nwi	2
2	<u>Kahana, Eric</u>	11	<u>Monmouth (NJ)</u>	22.36	nwi	13
1	<u>Chiles, Greg</u>	9	<u>South Carolina</u>	22.44	nwi	9
2	<u>Smith, Kwadarrius</u>	9	<u>Missouri</u>	22.52	nwi	14
2	<u>Harris III, Robert</u>	10	<u>Albany</u>	22.54	nwi	1
2	<u>Garrett, Ishan</u>	12	<u>Tiffin</u>	22.54	nwi	9
3	<u>Dupree, Ahmier</u>	11	<u>Monmouth (NJ)</u>	22.63	nwi	13
2	<u>McCormack Jr., Winston</u>	12	<u>Albany</u>	22.67	nwi	6
2	<u>Hatchett, David</u>	9	<u>Tiffin</u>	22.68	nwi	3
3	<u>Powers, Matt</u>	11	<u>NYU</u>	22.68	nwi	16
3	<u>Browne, Bryan</u>	11	<u>Columbia</u>	22.71	nwi	3
3	<u>Stecker, James</u>	10	<u>Wisconsin</u>	22.75	nwi	11
3	<u>Ageday, Chavez</u>	10	<u>ASA College</u>	22.75	nwi	17
2	<u>Mitchell, Saquan</u>	12	<u>Wagner</u>	22.79	nwi	5
3	<u>Ellis, Corbin</u>	9	<u>Wisconsin</u>	22.79	nwi	1
3	<u>Bryant, Chris</u>	12	<u>CS Northridge</u>	22.79	nwi	4
3	<u>Hill, John</u>	11	<u>Princeton</u>	22.86	nwi	12
4	<u>Ndando, Acha</u>	10	<u>Army</u>	22.86	nwi	4
4	<u>Sherman, William</u>	12	<u>Maryland</u>	22.90	nwi	2
3	<u>Opher, Lamar</u>	9	<u>Bowie State</u>	22.91	nwi	7
3	<u>Duffus, Yanik</u>	11	<u>Southern-Baton R</u>	22.92	nwi	5
3	<u>Seaton, Michael</u>	9	<u>Princeton</u>	22.93	nwi	8
4	<u>Carlson, Mark</u>	11	<u>BYU</u>	22.95	nwi	13
4	<u>Albertson, Brent</u>	10	<u>Princeton</u>	22.96	nwi	17
4	<u>McDonald, Dale</u>	9	<u>C.W. Post (Long</u>	23.11	nwi	1
3	<u>Webster, Kyle</u>	12	<u>Penn</u>	23.16	nwi	14
4	<u>Goodman, Dillon</u>	11	<u>BYU</u>	23.23	nwi	11
4	<u>Scharf, Harrison</u>	11	<u>Penn</u>	23.24	nwi	8
3	<u>Hutchings, Leran</u>	12	<u>CS Northridge</u>	23.27	nwi	15
3	<u>Bowers, Ben</u>	11	<u>Penn</u>	23.29	nwi	10
5	<u>Broullire, Kenner</u>	10	<u>Army</u>	23.37	nwi	11

4	<a href="#">Royal, Cherron</a>	10	<a href="#">Albany</a>	23.38	nwi	15
3	<a href="#">Mahoney, Justin</a>	12	<a href="#">Lehigh</a>	23.48	nwi	6
4	<a href="#">Proctor, Rashawn</a>	11	<a href="#">Hampton</a>	23.49	nwi	7
5	<a href="#">Del Rossi, Christopher</a>	10	<a href="#">Lehigh</a>	23.56	nwi	2
5	<a href="#">Cave, Gordon</a>	12	<a href="#">Ottawa (Canada)</a>	23.58	nwi	8
5	<a href="#">Su, Caleb</a>	10	<a href="#">NYU</a>	23.59	nwi	17
6	<a href="#">Jones, Steven</a>	10	<a href="#">Rowan</a>	23.60	nwi	17
4	<a href="#">Reid, Ricardo</a>	9	<a href="#">St. Thomas Aquin</a>	23.71	nwi	14
5	<a href="#">Kong, Tim</a>	11	<a href="#">McGill</a>	23.72	nwi	15
4	<a href="#">Jackson, Grant</a>	9	<a href="#">Army</a>	23.74	nwi	6
3	<a href="#">Tyler, Bruce</a>	9	<a href="#">Bowie State</a>	23.75	nwi	9
4	<a href="#">Vaucelle, Simon</a>		<a href="#">University of Po</a>	23.75	nwi	5
4	<a href="#">Cantu, Isaiah</a>	11	<a href="#">CS Northridge</a>	23.83	nwi	9
5	<a href="#">Raji, (Iyinoluwa) Davi</a>	10	<a href="#">McGill</a>	23.90	nwi	1
5	<a href="#">Gauthier, Nic</a>	10	<a href="#">Ottawa (Canada)</a>	24.13	nwi	14
5	<a href="#">Long, Spencer</a>	9	<a href="#">Princeton</a>	24.24	nwi	9
5	<a href="#">Oden Jr., Lawrence</a>	9	<a href="#">Rowan</a>	24.46	nwi	5
4	<a href="#">Aragon, Camille</a>	9	<a href="#">McGill</a>	24.49	nwi	16
5	<a href="#">Lane, Omar</a>	11	<a href="#">Tiffin</a>	NT	nwi	6

#### Womens 200m

[Back to top](#)

	Name	Yr	School	Finals	Wind	H#	Pts
1	<a href="#">Parker, Le'Quisha</a>	12	<a href="#">Hampton</a>	23.87	nwi	1	
1	<a href="#">Brockington, Tyler</a>	11	<a href="#">South Carolina</a>	23.88	nwi	2	
2	<a href="#">Jackson, LaQuisha</a>	10	<a href="#">Missouri</a>	23.90	nwi	2	
3	<a href="#">Greene, Tanisha</a>	11	<a href="#">Hampton</a>	23.93	nwi	2	
4	<a href="#">Johnson, Tristie</a>	11	<a href="#">Bethune-Cookman</a>	24.23	nwi	2	
2	<a href="#">Hadley, Sabria</a>	10	<a href="#">Clemson</a>	24.45	nwi	1	
5	<a href="#">Brown, India</a>	9	<a href="#">North Carolina A</a>	24.50	nwi	2	
3	<a href="#">Coleman, Latazah</a>	11	<a href="#">Delaware</a>	24.80	nwi	1	

#### Womens 200m

[Back to top](#)

	Name	Yr	School	Prelims	Wind	H#	Pts
1	<a href="#">Greene, Tanisha</a>	11	<a href="#">Hampton</a>	24.02	nwi	1	
1	<a href="#">Hadley, Sabria</a>	10	<a href="#">Clemson</a>	24.04	nwi	3	
1	<a href="#">Jackson, LaQuisha</a>	10	<a href="#">Missouri</a>	24.04	nwi	8	
1	<a href="#">Johnson, Tristie</a>	11	<a href="#">Bethune-Cookman</a>	24.05	nwi	6	
1	<a href="#">Brockington, Tyler</a>	11	<a href="#">South Carolina</a>	24.09	nwi	2	
1	<a href="#">Parker, Le'Quisha</a>	12	<a href="#">Hampton</a>	24.15	nwi	21	
1	<a href="#">Brown, India</a>	9	<a href="#">North Carolina A</a>	24.49	nwi	11	
1	<a href="#">Coleman, Latazah</a>	11	<a href="#">Delaware</a>	24.53	nwi	4	
1	<a href="#">Collins, Reneazia</a>	9	<a href="#">North Carolina A</a>	24.61	nwi	16	
1	<a href="#">Bellamy, J'Nea</a>	10	<a href="#">Central Florida</a>	24.61	nwi	20	
2	<a href="#">Harris, Tamera</a>	12	<a href="#">South Carolina</a>	24.62	nwi	1	

1	<u>Jackson, Qizeah</u>	9	<u>North Carolina A</u>	24.66	nwi	17
3	<u>McClendon, Ebony</u>	9	<u>Wisconsin</u>	24.66	nwi	1
1	<u>Obeng-Akrofi, Akua</u>	9	<u>Columbia</u>	24.67	nwi	10
1	<u>Ray, Shannon</u>	9	<u>Mississippi</u>	24.67	nwi	9
1	<u>Vaughn, Briana</u>	11	<u>Central Florida</u>	24.72	nwi	5
2	<u>Cunningham, Ashley</u>	11	<u>Columbia</u>	24.79	nwi	16
1	<u>Morton, Meshala</u>	9	<u>Hampton</u>	24.86	nwi	19
1	<u>Lambert, Lexis</u>	11	<u>CS Northridge</u>	24.86	nwi	22
2	<u>Nieuwendam, Kirsten</u>	12	<u>Central Florida</u>	24.87	nwi	4
1	<u>Murphy, Alexis</u>	11	<u>South Carolina</u>	24.95	nwi	12
2	<u>Jones, Cessily</u>	11	<u>Central Florida</u>	24.96	nwi	21
1	<u>Bunch, Jazmen</u>	9	<u>San Diego State</u>	24.98	nwi	13
2	<u>Waggoner, Tatum</u>	9	<u>Arizona</u>	25.01	nwi	10
2	<u>Williams, Taylor</u>	9	<u>Clemson</u>	25.02	nwi	8
2	<u>Lea, Tyra</u>	10	<u>San Diego State</u>	25.02	nwi	9
2	<u>Spear Chief-Morris, Jo</u>	11	<u>Western Ontario</u>	25.12	nwi	6
1	<u>Anderson, Taylor</u>	10	<u>Connecticut</u>	25.15	nwi	14
3	<u>Suleman, Khadijah</u>	11	<u>Mississippi</u>	25.17	nwi	10
2	<u>Parrish, Deja</u>	9	<u>Clemson</u>	25.18	nwi	11
2	<u>Darby, Brittany</u>	11	<u>Tiffin</u>	25.22	nwi	3
2	<u>Williams, Sloan</u>	9	<u>North Carolina A</u>	25.23	nwi	13
2	<u>Vines, Leshel</u>	12	<u>CS Northridge</u>	25.23	nwi	5
1	<u>Dirks, Samantha</u>	11	<u>CS Northridge</u>	25.28	nwi	7
2	<u>Smalls, Domonique</u>	11	<u>Connecticut</u>	25.30	nwi	2
1	<u>Reid, Tyra</u>	9	<u>Delaware</u>	25.36	nwi	18
2	<u>Smith-Jenkins, Deysha</u>	11	<u>Connecticut</u>	25.43	nwi	17
3	<u>Fajuyigbe, Deborah</u>	12	<u>Richmond</u>	25.43	nwi	5
3	<u>McCorkle, Taylor</u>	9	<u>Penn</u>	25.49	nwi	21
2	<u>Young, Kristian</u>	11	<u>Hampton</u>	25.51	nwi	20
2	<u>Taylor, Kahlia</u>	11	<u>Albany</u>	25.52	nwi	12
3	<u>Stephens, Maya</u>	9	<u>St John's (NY)</u>	25.56	nwi	8
3	<u>Glenn, Simone</u>	9	<u>San Diego State</u>	25.59	nwi	12
3	<u>Grant, Simone</u>	11	<u>District of Colu</u>	25.59	nwi	4
3	<u>Smith, Chanel</u>	9	<u>Albany</u>	25.61	nwi	6
3	<u>Collins, Latasha</u>	12	<u>St John's (NY)</u>	25.68	nwi	3
4	<u>Thomas, Diamond</u>	10	<u>BYU</u>	25.71	nwi	8
3	<u>Blocker, Jasmine</u>	12	<u>Princeton</u>	25.73	nwi	16
4	<u>Smith, Elizabeth</u>	11	<u>Arizona</u>	25.75	nwi	1
1	<u>Gipson, Madison</u>	10	<u>San Diego State</u>	25.76	nwi	15
2	<u>Parker, Jaycee</u>	11	<u>Columbia</u>	25.78	nwi	7
5	<u>Gray, Jasper</u>	10	<u>Arizona</u>	25.78	nwi	8
4	<u>Francis, Janel</u>	11	<u>Richmond</u>	25.79	nwi	5
4	<u>Spivey, Carlecia</u>	9	<u>Bethune-Cookman</u>	25.83	nwi	16
2	<u>Knox-Wilson, J'Niyah</u>	10	<u>Hampton</u>	25.85	nwi	19

4	<u>Barnes, Shawnta</u>	9	<u>CS Northridge</u>	25.92	nwi	21
2	<u>Iriafen, Aminat</u>	9	<u>Columbia</u>	25.94	nwi	15
3	<u>De Carufel, Sarah</u>	12	<u>Ottawa (Canada)</u>	25.95	nwi	17
4	<u>Biney, Barbara</u>	9	<u>Penn</u>	25.95	nwi	10
4	<u>Vincej, Jenna</u>	11	<u>CS Northridge</u>	25.96	nwi	3
2	<u>Anyanwu, Joanna</u>	12	<u>Princeton</u>	25.97	nwi	14
3	<u>Walter, Christina</u>	9	<u>Princeton</u>	25.99	nwi	2
2	<u>Winters, Haley</u>	11	<u>Army</u>	26.01	nwi	18
4	<u>Jackson, Tyler</u>	10	<u>Delaware</u>	26.01	nwi	17
3	<u>Pinchback, Shamlyn</u>	11	<u>CS Northridge</u>	26.05	nwi	11
2	<u>Lagarde, Mathilde</u>		<u>University of Po</u>	26.06	nwi	22
4	<u>Allen, Kiara</u>	11	<u>Millersville</u>	26.09	nwi	4
5	<u>Heiden, Ellie</u>	9	<u>BYU</u>	26.12	nwi	21
3	<u>Morton, Breasha</u>	9	<u>ASA College</u>	26.16	nwi	18
3	<u>Bonds, Tiana</u>	9	<u>Arizona</u>	26.18	nwi	7
4	<u>Dargel, Kim</u>	10	<u>CS Northridge</u>	26.37	nwi	18
4	<u>Schwan, Julia</u>	10	<u>St John's (NY)</u>	26.42	nwi	12
5	<u>Hawkins, Sydney</u>	9	<u>Army</u>	26.45	nwi	4
3	<u>Francis, Tishauna</u>	9	<u>St Peter's</u>	26.53	nwi	19
4	<u>Coakley, McKenna</u>	10	<u>Monmouth (NJ)</u>	26.54	nwi	7
4	<u>Butterfield, Taahira</u>	9	<u>Albany</u>	26.55	nwi	2
3	<u>Craddock, Ashley</u>	12	<u>CS Los Angeles</u>	26.56	nwi	14
3	<u>Pinheiro, Nkeka</u>	9	<u>St Peter's</u>	26.65	nwi	20
5	<u>Johnson, Kierra</u>	10	<u>Wayne St.</u>	26.69	nwi	2
4	<u>Neel, Kenton</u>	9	<u>Penn</u>	26.73	nwi	6
5	<u>Orchard, Trey</u>	12	<u>CS Los Angeles</u>	26.80	nwi	12
5	<u>Keen, Erin</u>	11	<u>Lafayette</u>	26.81	nwi	1
3	<u>Easton, Emily</u>	12	<u>Princeton</u>	26.92	nwi	13
5	<u>Heglund-Lohman, Grace</u>	12	<u>Wisconsin</u>	27.00	nwi	17
3	<u>Dautruche, Vanessa</u>	9	<u>Monmouth (NJ)</u>	27.02	nwi	22
5	<u>Baker, Christina</u>	11	<u>District of Colu</u>	27.02	nwi	10
6	<u>Dent, Natalie</u>	9	<u>Army</u>	27.04	nwi	17
4	<u>Anyangwe, Noella</u>	11	<u>Maryland</u>	27.10	nwi	20
5	<u>Kelley, Jasmine</u>	11	<u>Tiffin</u>	27.12	nwi	5
4	<u>Marcus, Jalilissa</u>	9	<u>Bethune-Cookman</u>	27.22	nwi	13
4	<u>Williams, Annabelle</u>	11	<u>McGill</u>	27.22	nwi	22
6	<u>Montague, Liz</u>	9	<u>Richmond</u>	27.32	nwi	1
5	<u>Jones, Imani</u>	12	<u>Wagner</u>	27.42	nwi	3
4	<u>Williams, Kiyana</u>	11	<u>CS Los Angeles</u>	27.43	nwi	11
3	<u>Okon, Brittany</u>	10	<u>District of Colu</u>	27.44	nwi	9
4	<u>Williams, Shailah</u>	11	<u>Rowan</u>	27.55	nwi	14
4	<u>Gillinas-Lafreni, Amali</u>	12	<u>Sherbrooke</u>	27.59	nwi	19
5	<u>Bousa, Alicia</u>	10	<u>Saint Rose</u>	27.82	nwi	14

4	<u>matos, Lexxus</u>	10	<u>Rowan</u>	27.86	nwi	9
5	<u>Peters, Nastassia</u>	9	<u>Cheyney U of PA</u>	27.89	nwi	7
6	<u>Harris, Kristina</u>	10	<u>NYU</u>	27.94	nwi	2
5	<u>Fernando, Shelani</u>	10	<u>Ottawa (Canada)</u>	28.19	nwi	16
6	<u>Taylor, Regan</u>	10	<u>Bowie State</u>	28.21	nwi	16
6	<u>Jordan, Bianca</u>	12	<u>Saint Rose</u>	28.40	nwi	4
5	<u>Ashby, Halle</u>	9	<u>McGill</u>	28.46	nwi	11
6	<u>Hodge, Shayna</u>	9	<u>District of Colu</u>	28.68	nwi	12
5	<u>Butler, Tatayana</u>	9	<u>Rowan</u>	28.70	nwi	22

Mens 500m

[Back to top](#)

	Name	Yr	School	Finals	H#	Pts
1	<u>McBride, Brandon</u>	11	<u>Mississippi Stat</u>	1:01.40	9	10
2	<u>Hazel, Odou</u>	10	<u>ASA College</u>	1:02.45	9	8
3	<u>Hearn, Scottie</u>	11	<u>Mississippi Stat</u>	1:02.49	9	6
4	<u>Parish, Miles</u>	10	<u>Arizona</u>	1:02.84	9	5
5	<u>Davis, Ryan</u>	10	<u>Wisconsin</u>	1:03.01	9	4
1	<u>Cheeks, Michael</u>	10	<u>Clemson</u>	1:03.08	8	3
2	<u>Wiseman, Jeff</u>	9	<u>Penn</u>	1:03.47	8	2
3	<u>Timmins, Tom</u>	12	<u>Penn</u>	1:03.71	8	1
1	<u>Scheible, Max</u>	9	<u>BYU</u>	1:03.95	3	
4	<u>James, II</u>	10	<u>Mississippi Stat</u>	1:04.19	8	
5	<u>Boyd, Ben</u>	12	<u>Monmouth (NJ)</u>	1:04.19	8	
1	<u>Dopp, Cam</u>	9	<u>BYU</u>	1:04.27	2	
1	<u>Smith, Korey</u>	10	<u>BYU</u>	1:04.38	7	
1	<u>Montalvo, Javier</u>	11	<u>McGill</u>	1:04.42	6	
2	<u>Sowah, Johanan</u>	10	<u>Columbia</u>	1:04.67	6	
6	<u>Schulz, Eric</u>	9	<u>Princeton</u>	1:05.24	8	
2	<u>Ellis, Corbin</u>	9	<u>Wisconsin</u>	1:05.70	7	
1	<u>Murray, Steven</u>	12	<u>McGill</u>	1:05.79	5	
2	<u>Davis, Stanley</u>	9	<u>Hampton</u>	1:06.08	5	
2	<u>Magaha, Drew</u>	11	<u>Penn</u>	1:06.12	3	
3	<u>McClelland, Ryan</u>	9	<u>McGill</u>	1:06.14	3	
1	<u>Wilson, Michael</u>	10	<u>Duke</u>	1:06.22	4	
4	<u>Freeman, Joshua</u>	9	<u>Princeton</u>	1:06.31	3	
3	<u>Busby, Ronald</u>	10	<u>Columbia</u>	1:06.43	6	
2	<u>Nicewicz, Sebastian</u>	12	<u>Lehigh</u>	1:06.52	2	
5	<u>Rasin, Quincy</u>	9	<u>Wagner</u>	1:06.58	3	
3	<u>Maliff, Terrence</u>	12	<u>Maryland</u>	1:06.69	5	
3	<u>Wilkinson, Ethan</u>	10	<u>McGill</u>	1:06.70	2	
4	<u>Ellis, Eric</u>	9	<u>Hampton</u>	1:06.85	2	
2	<u>Heffernan, Andrew</u>	12	<u>Ottawa (Canada)</u>	1:06.90	4	
4	<u>Redic, Nigel</u>	12	<u>South Carolina</u>	1:06.94	6	
4	<u>Joseph, Paul</u>	10	<u>Maryland</u>	1:07.08	5	

3	<u>Schwannecke, Thomas</u>	10	<u>Wagner</u>	1:07.26	4
1	<u>Teart, Anthony</u>	9	<u>CS Northridge</u>	1:07.37	1
3	<u>Grace, Jack</u>	9	<u>Monmouth (NJ)</u>	1:07.77	7
5	<u>McLaughlin, Matt</u>	9	<u>Windsor</u>	1:07.96	5
5	<u>Cruz, Nathan</u>	11	<u>Army</u>	1:08.32	2
2	<u>Ayub, Sobaan</u>	9	<u>Albany</u>	1:08.88	1
3	<u>Clements, James</u>	10	<u>Lehigh</u>	1:08.90	1
4	<u>Cameron, Justin</u>	10	<u>Ottawa (Canada)</u>	1:09.16	7
4	<u>Hall, Kevin</u>	9	<u>Army</u>	1:09.55	1
6	<u>Bestler, Dylan</u>	9	<u>St. Thomas Aquin</u>	1:09.67	2
5	<u>Moore, Garvey</u>	10	<u>Long Island U -</u>	1:10.48	1
7	<u>Brown, Ron</u>	12	<u>Monmouth (NJ)</u>	1:11.64	2
6	<u>Harris, Khari</u>	9	<u>Albany</u>	NT	1

Womens 500m

[Back to top](#)

	Name	Yr	School	Finals	H#	Pts
6	<u>Moline, Georganne</u>		<u>Nike</u>	1:08.84	8	
1	<u>Kopp, Madeline</u>	10	<u>Duke</u>	1:12.11	7	10
1	<u>Luckett, Shayla</u>	12	<u>Mississippi Stat</u>	1:12.32	8	8
2	<u>Taylor, Candace</u>	9	<u>Penn</u>	1:12.72	8	6
2	<u>Mackay, Kim</u>	12	<u>Princeton</u>	1:12.74	7	5
3	<u>Hansson, Lauren</u>	12	<u>Duke</u>	1:13.68	7	4
4	<u>Garner, Tionna</u>	10	<u>Monmouth (NJ)</u>	1:13.96	7	3
5	<u>Archer, Ocian</u>	12	<u>Mississippi Stat</u>	1:14.46	7	2
1	<u>Smith, Elizabeth</u>	11	<u>Arizona</u>	1:14.52	6	1
3	<u>Dessein, Shanika</u>	10	<u>ASA College</u>	1:14.69	8	
4	<u>Evans, Maya</u>	10	<u>South Carolina</u>	1:14.71	8	
5	<u>Gardner, Charlotte</u>	12	<u>Ottawa (Canada)</u>	1:14.83	8	
2	<u>Faulcon, Aalayah</u>	10	<u>South Carolina</u>	1:15.08	6	
3	<u>Pratt, Shade</u>	12	<u>Maryland</u>	1:15.13	6	
4	<u>Heglund-Lohman, Grace</u>	12	<u>Wisconsin</u>	1:15.53	6	
1	<u>Steele, Elisa</u>	10	<u>Princeton</u>	1:15.67	4	
5	<u>Gregory, Jade</u>	11	<u>Richmond</u>	1:15.68	6	
2	<u>Voelpel, Catherine</u>	10	<u>Maryland</u>	1:16.12	4	
6	<u>Grove, Ellison</u>	9	<u>San Diego State</u>	1:16.20	6	
3	<u>Pereira, Emily</u>	12	<u>Wagner</u>	1:16.30	4	
1	<u>Packham, Kaylee</u>	11	<u>BYU</u>	1:16.32	5	
2	<u>Claudio, Dominique</u>	11	<u>Albany</u>	1:16.36	5	
7	<u>Waggoner, Tatum</u>	9	<u>Arizona</u>	1:16.55	6	
4	<u>Langton, Haley</u>	12	<u>Lafayette</u>	1:16.56	4	
5	<u>Broyles, Emily</u>	12	<u>Princeton</u>	1:16.66	4	
1	<u>Kenyon, Madaline</u>	10	<u>Army</u>	1:17.12	1	
3	<u>Millard, Emma</u>	12	<u>CS Northridge</u>	1:17.63	5	

6	<u>Hubbard, Morgan</u>	9	<u>South Carolina</u>	1:17.96	4
7	<u>Johnson, Erica</u>	10	<u>Columbia</u>	1:17.96	4
4	<u>McMullin, Meghan</u>	11	<u>Princeton</u>	1:18.00	5
8	<u>Dabrowski, Pauline</u>	12	<u>Penn</u>	1:18.05	4
5	<u>Forte, Ashley</u>	9	<u>Princeton</u>	1:18.21	5
1	<u>Cimino, Alexandra</u>	10	<u>Maryland</u>	1:18.23	3
6	<u>Alexander, Rachelle</u>	10	<u>Maryland</u>	1:18.41	5
2	<u>Carroll, Alexandra</u>	12	<u>Delaware</u>	1:18.65	3
3	<u>Voltz, Lindsay</u>	10	<u>Lehigh</u>	1:18.73	3
2	<u>Johnson, Jordan</u>	9	<u>Army</u>	1:18.85	1
3	<u>Cummings, Breanna</u>	11	<u>Albany</u>	1:18.95	1
4	<u>Perrier, Tiffany</u>	10	<u>St John's (NY)</u>	1:19.00	3
1	<u>Brosky, Hanna</u>	9	<u>Lehigh</u>	1:19.50	2
9	<u>Amaefule, Adaeze</u>	9	<u>Monmouth (NJ)</u>	1:19.53	4
4	<u>Wilson, Tashay</u>	12	<u>Rowan</u>	1:19.80	1
7	<u>Wade, Brittney</u>	10	<u>Columbia</u>	1:20.00	5
2	<u>Okun, Rachel</u>	9	<u>Lehigh</u>	1:20.10	2
5	<u>Criqui, Charlotte</u>	12	<u>Loyola (MD)</u>	1:20.34	1
8	<u>Rodrigues, Nastasya</u>	12	<u>St John's (NY)</u>	1:21.68	5
3	<u>angelletta, brianna</u>	9	<u>Rowan</u>	1:21.76	2
4	<u>Jordan, Bianca</u>	12	<u>Saint Rose</u>	1:22.15	2
6	<u>Dunleavy, Emma</u>	9	<u>Loyola (MD)</u>	1:22.15	1
8	<u>Taft, Paris</u>	11	<u>Connecticut</u>	1:22.57	6
5	<u>Wolfe, Sierra</u>	9	<u>Windsor</u>	1:23.31	3
5	<u>Macchirole, Kayleigh</u>	12	<u>Wagner</u>	1:24.23	2
7	<u>Wilson, Brietta</u>	10	<u>Wagner</u>	1:25.21	1
6	<u>Incantalupa, Claire</u>	9	<u>Rowan</u>	1:25.66	2
6	<u>Burkett, Jasmine</u>	9	<u>St John's (NY)</u>	1:26.15	3
7	<u>Dunbar, Bryhanna</u>	9	<u>Albany</u>	1:28.59	2

Mens 800m

[Back to top](#)

	Name	Yr School	Finals	H#	Pts
1	<u>Capwell, Dylan</u>	10 <u>Monmouth (NJ)</u>	1:49.96	6	10
2	<u>SMART, SACHA</u>	11 <u>Toronto</u>	1:51.36	6	8
1	<u>Jackson, Christopher</u>	9 <u>Bethune-Cookman</u>	1:51.61	4	6
1	<u>Thornton, Cameron</u>	10 <u>Clemson</u>	1:51.70	5	5
2	<u>Benzaid, Youness</u>	12 <u>Albany</u>	1:52.34	4	4
2	<u>DeLallo, John</u>	12 <u>Albany</u>	1:52.37	5	3
3	<u>Gutierrez, Derek</u>	9 <u>Mississippi</u>	1:52.45	6	2
4	<u>Ramos, McKena</u>	10 <u>Wisconsin</u>	1:52.60	6	1
3	<u>Brown, Ricy</u>	12 <u>Bethune-Cookman</u>	1:52.61	4	
4	<u>Moodie, Triphon</u>	11 <u>Western Ontario</u>	1:53.02	4	
5	<u>Ibadin, Edose</u>	12 <u>Hampton</u>	1:53.36	6	
5	<u>Trettel, Dan</u>	11 <u>Maryland</u>	1:53.62	4	

1	<a href="#">Keating, Kevin</a>	12 <a href="#">South Carolina</a>	1:53.73	3
6	<a href="#">Langille, Andrew</a>	12 <a href="#">Monmouth (NJ)</a>	1:53.80	6
2	<a href="#">Davis, Stanley</a>	9 <a href="#">Hampton</a>	1:53.86	3
7	<a href="#">Spiers, Will</a>	10 <a href="#">Mississippi</a>	1:53.91	6
3	<a href="#">Barth, Cooper</a>	9 <a href="#">Wisconsin</a>	1:54.24	5
8	<a href="#">Wilson, Clyde</a>	12 <a href="#">Army</a>	1:54.26	6
4	<a href="#">Belafonte, Jorel</a>	9 <a href="#">Clemson</a>	1:54.99	5
1	<a href="#">Touchton, Trevor</a>	10 <a href="#">Army</a>	1:55.23	2
2	<a href="#">Sullivan, Alex</a>	11 <a href="#">South Carolina</a>	1:55.59	2
6	<a href="#">Watson, Christopher</a>	12 <a href="#">Lehigh</a>	1:55.75	4
9	<a href="#">Vanderham, Bob</a>	<a href="#">Team Distance Ru</a>	1:55.86	6
3	<a href="#">Ellis, Eric</a>	9 <a href="#">Hampton</a>	1:55.99	2
7	<a href="#">Hart, Jarrod</a>	10 <a href="#">Cincinnati</a>	1:56.24	4
5	<a href="#">Moore, Jonathan</a>	9 <a href="#">Bethune-Cookman</a>	1:56.62	5
8	<a href="#">Zander, Nick</a>	9 <a href="#">Wisconsin</a>	1:56.62	4
3	<a href="#">Lee, Jared</a>	9 <a href="#">Princeton</a>	1:56.97	3
4	<a href="#">Haynes, John</a>	10 <a href="#">Southern-Baton R</a>	1:57.03	3
5	<a href="#">Biler, Mitchell</a>	12 <a href="#">Lehigh</a>	1:57.30	3
6	<a href="#">Kish, Zach</a>	12 <a href="#">NYU</a>	1:57.75	5
4	<a href="#">Smith, James</a>	9 <a href="#">Lehigh</a>	1:58.07	2
5	<a href="#">Eldershaw, Brandon</a>	9 <a href="#">Rowan</a>	1:58.25	2
6	<a href="#">Duffy, Alex</a>	11 <a href="#">Army</a>	1:58.85	2
7	<a href="#">Ayala, Ramon</a>	9 <a href="#">Princeton</a>	1:59.12	2
1	<a href="#">Rountree, Cody</a>	10 <a href="#">McGill</a>	1:59.19	1
8	<a href="#">Solda, Chris</a>	12 <a href="#">Monmouth (NJ)</a>	1:59.24	2
9	<a href="#">Lamour, Harold</a>	11 <a href="#">Albany</a>	1:59.42	4
2	<a href="#">Veltre, Kevin</a>	9 <a href="#">Rowan</a>	1:59.58	1
3	<a href="#">Favreau, Christian</a>	10 <a href="#">McGill</a>	1:59.88	1
4	<a href="#">Barker, Chad</a>	10 <a href="#">Albany</a>	2:00.02	1
6	<a href="#">Rooney, Patrick</a>	10 <a href="#">Princeton</a>	2:00.18	3
5	<a href="#">Vermillion, Seth</a>	11 <a href="#">Tiffin</a>	2:00.68	1
6	<a href="#">Hayner, Evan</a>	11 <a href="#">Saint Rose</a>	2:00.74	1
7	<a href="#">Samuels, Chevaun</a>	10 <a href="#">NYU</a>	2:01.62	1
7	<a href="#">Rose, Devin</a>	11 <a href="#">New Haven</a>	2:01.78	3
9	<a href="#">Hudson, Nico</a>	9 <a href="#">Tiffin</a>	2:03.53	2
8	<a href="#">Hitchcox, Scott</a>	11 <a href="#">Ottawa (Canada)</a>	2:03.89	1
7	<a href="#">Facciolla, Dominic</a>	10 <a href="#">Columbia</a>	NT	5

Womens 800m College

[Back to top](#)

	Name	Yr School	Finals	H#	Pts
1	<a href="#">Stafford, Gabriela</a>	10 <a href="#">Toronto</a>	2:06.49	7	10
2	<a href="#">Banks, Anima</a>	11 <a href="#">Duke</a>	2:06.76	7	8
3	<a href="#">Feldmeier, Brooke</a>	9 <a href="#">Mississippi</a>	2:07.13	7	6
4	<a href="#">Brown, Ce'aira</a>	11 <a href="#">Hampton</a>	2:08.31	7	5

5	<u>Price, Rhianwedd</u>	10	<u>Mississippi Stat</u>	2:08.55	7	4
6	<u>Barowski, Cecilia</u>	11	<u>Princeton</u>	2:08.56	7	3
1	<u>Kelly, Maddy</u>	10	<u>Toronto</u>	2:09.95	6	2
2	<u>Zimmer, Lisa</u>	11	<u>Connecticut</u>	2:09.96	6	1
7	<u>Wiebe, Devan</u>	11	<u>British Columbia</u>	2:10.18	7	
8	<u>Hicks, Myah</u>	12	<u>Maryland</u>	2:10.35	7	
9	<u>Brown, Kelsey</u>	12	<u>BYU</u>	2:10.38	7	
3	<u>WALMSLEY, HONOR</u>	11	<u>Toronto</u>	2:10.58	6	
1	<u>Dismuke, Faith</u>	12	<u>Connecticut</u>	2:11.06	5	
4	<u>Chamberlain, Rosie</u>	9	<u>Central Florida</u>	2:11.26	6	
5	<u>Blanton, Brianna</u>	12	<u>Clemson</u>	2:12.12	6	
2	<u>Schulz, Marlow</u>	9	<u>St John's (NY)</u>	2:12.13	5	
3	<u>VandeWater, Emily</u>	11	<u>Maryland</u>	2:12.33	5	
4	<u>Hardie, Sarah</u>	9	<u>Columbia</u>	2:12.75	5	
5	<u>Pauls, Caroline</u>	11	<u>Central Florida</u>	2:13.28	5	
6	<u>Claudio, Dominique</u>	11	<u>Albany</u>	2:13.49	5	
6	<u>Fluker, Nia</u>	12	<u>Clemson</u>	2:13.71	6	
7	<u>Reifel, Emma</u>	10	<u>Wisconsin</u>	2:14.46	5	
1	<u>FOLEY, KATIE</u>	9	<u>Connecticut</u>	2:14.68	4	
1	<u>Holland, Malekah</u>	12	<u>Hampton</u>	2:15.62	2	
1	<u>Preschutti, Haley</u>	9	<u>Richmond</u>	2:16.15	3	
2	<u>Buttinger, Jessica</u>	11	<u>Duke</u>	2:16.21	4	
8	<u>McGonigle, Alyson</u>	12	<u>Richmond</u>	2:16.27	5	
2	<u>McGroarty, Elizabeth</u>	9	<u>Delaware</u>	2:16.46	3	
2	<u>Scanlin, Tyler</u>	9	<u>Lehigh</u>	2:17.30	2	
3	<u>Mullane, Victoria</u>	12	<u>Lehigh</u>	2:17.68	3	
4	<u>Donarski, Katrina</u>	12	<u>Army</u>	2:18.03	3	
10	<u>Mackay, Kim</u>	12	<u>Princeton</u>	2:18.30	7	
3	<u>Cummings, Breanna</u>	11	<u>Albany</u>	2:18.95	2	
5	<u>Searcy, Melirah</u>	12	<u>Rowan</u>	2:19.10	3	
7	<u>Coppin, Tanisha</u>	11	<u>Clemson</u>	2:19.29	6	
3	<u>Gibson, Ireland</u>	9	<u>NYU</u>	2:19.50	4	
6	<u>skokowski, rachel</u>	12	<u>Princeton</u>	2:19.68	3	
4	<u>Towell, Devon</u>	10	<u>Columbia</u>	2:19.72	4	
4	<u>Pruyn, Schuyler</u>	10	<u>Albany</u>	2:20.10	2	
7	<u>Kwapinski, Alexa</u>	9	<u>Lafayette</u>	2:20.40	3	
8	<u>Offstein, Madison</u>	9	<u>Princeton</u>	2:20.41	3	
5	<u>Hand, Kendal</u>	11	<u>Monmouth (NJ)</u>	2:20.93	4	
6	<u>Fox, Erin</u>	10	<u>New Haven</u>	2:21.50	4	
9	<u>Thompson, Veronica</u>	12	<u>St John's (NY)</u>	2:22.20	5	
1	<u>Moore, Maya</u>	11	<u>Hampton</u>	2:22.24	1	
2	<u>Maguire, Kelly</u>	11	<u>Loyola (MD)</u>	2:22.38	1	

5	<u>Wright, Jessalynn</u>	11 <u>Rowan</u>	2:22.57	2
6	<u>Tangney, Olivia</u>	11 <u>New Haven</u>	2:22.73	2
3	<u>Malmborg, Josefina</u>	9 <u>CS Los Angeles</u>	2:22.94	1
7	<u>Spadaccini, Angie</u>	9 <u>Delaware</u>	2:23.14	2
9	<u>Baker, Abby</u>	10 <u>Monmouth (NJ)</u>	2:23.20	3
10	<u>Borriello, Allison</u>	12 <u>St. Thomas Aquin</u>	2:23.54	3
4	<u>He, Wendy</u>	10 <u>NYU</u>	2:24.31	1
5	<u>Gregory, Madeline</u>	10 <u>McGill</u>	2:24.82	1
6	<u>Muraczewski, Courtney</u>	10 <u>Rowan</u>	2:25.45	1
7	<u>Wright, Chelsea</u>	10 <u>Hampton</u>	2:25.67	1
8	<u>Price, Jasmine</u>	9 <u>Tiffin</u>	2:26.95	1
9	<u>Flemming, Monique</u>	11 <u>Southern-Baton R</u>	2:27.14	1
8	<u>Murawsky, Jennifer</u>	12 <u>Ottawa (Canada)</u>	2:27.37	2
11	<u>Binczyk, Alyssa</u>	12 <u>NYU</u>	2:27.49	3
10	<u>Pitman, Olivia</u>	10 <u>McGill</u>	2:27.75	1
9	<u>Wiley, Sarah</u>	11 <u>Monmouth (NJ)</u>	2:29.19	2
11	<u>Johnson, Kay-Tiarra</u>	10 <u>District of Colu</u>	2:39.02	1
12	<u>Mais, Kimoy</u>	12 <u>District of Colu</u>	2:41.25	1
7	<u>Sisk, Sarah</u>	11 <u>NYU</u>	NT	4

Mens 1000m College

[Back to top](#)

	Name	Yr School	Finals	H#	Pts
1	<u>DeLallo, John</u>	12 <u>Albany</u>	2:25.16	4	10
1	<u>SMART, SACHA</u>	11 <u>Toronto</u>	2:25.52	5	8
2	<u>Ullman, Alex</u>	<u>Windsor</u>	2:26.01	5	6
9	<u>Booray, Adam</u>	<u>Westchester TC</u>	2:26.14	5	
3	<u>Bellemore, Corey</u>	<u>Windsor</u>	2:26.29	5	5
2	<u>Kelly, Sean</u>	9 <u>Duke</u>	2:26.41	4	4
4	<u>Kaupila, Noah</u>	9 <u>Princeton</u>	2:26.61	5	3
3	<u>Farley, Henry</u>	12 <u>Duke</u>	2:26.96	4	2
1	<u>Moodie, Triphon</u>	11 <u>Western Ontario</u>	2:27.24	3	1
5	<u>Roszko, Damian</u>	12 <u>Mississippi Stat</u>	2:28.00	5	
2	<u>Huemmler, Jack</u>	10 <u>Penn</u>	2:28.02	3	
4	<u>Parent-Pichette, Vince</u>	11 <u>McGill</u>	2:28.16	4	
1	<u>Keating, Kevin</u>	12 <u>South Carolina</u>	2:28.27	2	
6	<u>Purdy, Liam</u>	9 <u>American</u>	2:28.27	5	
2	<u>Webb, Kirk</u>	11 <u>Penn</u>	2:28.47	2	
7	<u>Thomas, Ryan</u>	9 <u>Columbia</u>	2:28.50	5	
8	<u>Nestor, Daniel</u>	12 <u>Columbia</u>	2:28.60	5	
3	<u>Dutton, Mitchell</u>	11 <u>Army</u>	2:28.89	3	
4	<u>Keith, Stephen</u>	12 <u>Lehigh</u>	2:29.04	3	
3	<u>Benzaid, Youness</u>	12 <u>Albany</u>	2:29.37	2	
4	<u>Sullivan, Alex</u>	11 <u>South Carolina</u>	2:29.39	2	

5	<u>Rossettie, Stephen</u>	10 <u>Princeton</u>	2:29.46	3
5	<u>Goodman, Ben</u>	10 <u>Missouri</u>	2:29.46	4
6	<u>LaMarra, Paul</u>	<u>Windsor</u>	2:29.84	4
7	<u>Shoto, Steve</u>	11 <u>Mississippi Stat</u>	2:30.24	4
6	<u>Naff, Keaton</u>	11 <u>Penn</u>	2:30.89	3
5	<u>Mascetti, Christopher</u>	9 <u>Lehigh</u>	2:30.96	2
6	<u>James Jr., LeaQuan</u>	10 <u>ASA College</u>	2:31.07	2
8	<u>Alvarez, Riley</u>	9 <u>Toronto</u>	2:31.23	4
1	<u>Viemon, Gaetan</u>	<u>University of Po</u>	2:31.66	1
7	<u>Winebrenner, Cain</u>	10 <u>Missouri</u>	2:32.18	3
2	<u>Farinella, Raymond</u>	11 <u>Albany</u>	2:32.27	1
3	<u>Dennision, Jaymes</u>	9 <u>ASA College</u>	2:33.61	1
4	<u>Cahill, Jonathan</u>	11 <u>Saint Rose</u>	2:34.19	1
7	<u>Carlton, Nigel</u>	9 <u>Tiffin</u>	2:34.38	2
5	<u>Gagnon, Olivier</u>	<u>Universite du Qu</u>	2:34.44	1
8	<u>Mann, Curtis</u>	10 <u>NYU</u>	2:34.83	2
8	<u>Fisher, Nathan</u>	12 <u>Army</u>	2:35.63	3
6	<u>Abbatiello, Joseph</u>	9 <u>Wagner</u>	2:35.71	1
9	<u>Booth, Vincent</u>	9 <u>NYU</u>	2:37.56	2
10	<u>Trapeau, Lucas</u>	9 <u>Ottawa (Canada)</u>	2:39.98	2
9	<u>Cook, Zachary</u>	12 <u>Albany</u>	2:41.08	3
7	<u>Planter, Kyron</u>	9 <u>ASA College</u>	2:43.95	1

Mens 1000m Junior

[Back to top](#)

	Name	Yr School	Finals	H#	Pts
1	<u>Burke, James</u>	12 <u>Port Jefferson (</u>	2:26.75	1	
2	<u>Ritz, Sam</u>	12 <u>Germantown Acade</u>	2:27.28	1	
3	<u>Garmon, Peter</u>	12 <u>Billerica Memori</u>	2:27.45	1	
4	<u>Asselmeyer, James</u>	12 <u>Arlington</u>	2:27.58	1	
5	<u>Spiezio, Jeremy</u>	12 <u>Greenwich</u>	2:27.76	1	
6	<u>Lundy, Conor</u>	11 <u>Fordham Prep</u>	2:28.43	1	
7	<u>Brannigan, Mike</u>	12 <u>Northport</u>	2:28.47	1	
8	<u>Hunter, Andrew</u>	11 <u>Loudoun Valley</u>	2:28.95	1	
9	<u>Johnson, Jake</u>	11 <u>Colonie Central</u>	2:29.31	1	
10	<u>Gavigan, Luke</u>	12 <u>Tappan Zee</u>	2:30.32	1	
11	<u>Dragon, Joe</u>	11 <u>High Point Regio</u>	2:30.77	1	
12	<u>Muniz, Benito</u>	12 <u>Carmel</u>	2:33.58	1	

Womens 1000m College

[Back to top](#)

	Name	Yr School	Finals	H#	Pts
1	<u>Stafford, Gabriela</u>	10 <u>Toronto</u>	2:42.75	5	10
2	<u>Price, Rhianwedd</u>	10 <u>Mississippi Stat</u>	2:45.65	5	8
3	<u>Kelly, Maddy</u>	10 <u>Toronto</u>	2:46.39	5	6
4	<u>WALMSLEY, HONOR</u>	11 <u>Toronto</u>	2:46.45	5	5

5	<u>Celata, Carey</u>	10 <u>Penn</u>	2:49.16	5	4
6	<u>Cupp, Jenna</u>	10 <u>Monmouth (NJ)</u>	2:49.38	5	3
7	<u>Mueller, Kelsey</u>	11 <u>Cincinnati</u>	2:50.48	5	2
8	<u>Todd, Anna</u>	11 <u>South Carolina</u>	2:50.51	5	1
9	<u>Sims, Zoe</u>	10 <u>Princeton</u>	2:51.16	5	
1	<u>Williamson, Laura</u>	11 <u>Connecticut</u>	2:53.05	3	
1	<u>Cuccia, Gabby</u>	10 <u>Penn</u>	2:53.28	4	
2	<u>Alm, Gina</u>	9 <u>Penn</u>	2:55.16	4	
2	<u>Leavitt, Danielle</u>	9 <u>Monmouth (NJ)</u>	2:56.04	3	
3	<u>Seykora, Maria</u>	11 <u>Princeton</u>	2:56.79	3	
1	<u>Hanson, Summer</u>	11 <u>Princeton</u>	2:56.91	1	
3	<u>Wilson, Allie</u>	9 <u>Monmouth (NJ)</u>	2:57.46	4	
2	<u>Pruyn, Schuyler</u>	10 <u>Albany</u>	2:57.53	1	
4	<u>Watters, Grace</u>	12 <u>Lafayette</u>	2:57.73	3	
5	<u>Gillies, Chelsea</u>	12 <u>Ottawa (Canada)</u>	2:57.83	3	
4	<u>Moton, Elizabeth</u>	12 <u>Army</u>	2:58.29	4	
6	<u>D. Prfontaine, Gabrie</u>	9 <u>Sherbrooke</u>	2:58.33	3	
5	<u>Carey, Anne</u>	12 <u>Columbia</u>	2:58.35	4	
7	<u>Anderson, Evelyn</u>	12 <u>McGill</u>	2:58.59	3	
6	<u>Sadqi, Lina</u>	11 <u>Ottawa (Canada)</u>	2:58.61	4	
7	<u>Sprague, Allie</u>	9 <u>South Carolina</u>	2:59.44	4	
3	<u>Straker, Jevina</u>	10 <u>ASA College</u>	2:59.82	1	
8	<u>Cortez, Raeanna</u>	10 <u>CS Northridge</u>	2:59.83	4	
1	<u>Hughes, Stephanie</u>	9 <u>Richmond</u>	3:00.17	2	
8	<u>Wurth, Ella</u>	10 <u>Penn</u>	3:02.20	3	
2	<u>Lovick, Chinira</u>	9 <u>Albany</u>	3:02.28	2	
9	<u>MOORE, ALEXANDRA</u>	<u>Windsor</u>	3:02.77	3	
3	<u>Ball, Jessica</u>	10 <u>Monmouth (NJ)</u>	3:02.79	2	
10	<u>Martel, Elaura</u>	11 <u>Sherbrooke</u>	3:02.80	3	
4	<u>Butler, Kerri</u>	11 <u>St John's (NY)</u>	3:03.47	2	
11	<u>Miller, Ashley</u>	11 <u>South Carolina</u>	3:04.13	3	
4	<u>Turlip, Rebecca</u>	11 <u>NYU</u>	3:04.72	1	
5	<u>Budris, Kelseagh</u>	11 <u>American</u>	3:04.89	1	
5	<u>Wiwchar, Katie</u>	10 <u>Ottawa (Canada)</u>	3:05.97	2	
6	<u>Thompson, Lindsay</u>	<u>Windsor</u>	3:06.57	2	
7	<u>Sammer, Katie</u>	9 <u>Columbia</u>	3:07.32	2	
6	<u>West, Kaylyn</u>	9 <u>East Stroudsburg</u>	3:09.21	1	
7	<u>Ruth, Nia</u>	10 <u>ASA College</u>	3:10.90	1	
8	<u>Robinson, Alison</u>	9 <u>Windsor</u>	3:21.01	2	

Mens 3000m College

[Back to top](#)

	Name	Yr School	Finals	H#	Pts
1	<u>SCHROBILGEN, MALACHY</u>	10 <u>Wisconsin</u>	7:59.08	4	10

2	<u>Rutherford, Tait</u>	11	<u>Columbia</u>	8:04.57	4	8
3	<u>McDonald, Matt</u>	12	<u>Princeton</u>	8:06.67	4	6
4	<u>Erb, MJ</u>	10	<u>Mississippi</u>	8:07.54	4	5
5	<u>Macaluso, Samuel</u>	12	<u>Arizona</u>	8:07.58	4	4
6	<u>Berger, Sam</u>	11	<u>Princeton</u>	8:08.68	4	3
7	<u>Thompson, Shaun</u>	12	<u>Duke</u>	8:08.98	4	2
8	<u>Bulmer, Daniel</u>	12	<u>Mississippi</u>	8:11.22	4	1
9	<u>Gallagher, Wes</u>	11	<u>Mississippi</u>	8:16.09	4	
10	<u>Gilley, Trevor</u>	10	<u>Mississippi</u>	8:17.50	4	
1	<u>Sandvold, Russell</u>	10	<u>Wisconsin</u>	8:19.87	3	
11	<u>Carey, TJ</u>	10	<u>Missouri</u>	8:20.17	4	
2	<u>Eversole, Ben</u>	12	<u>Columbia</u>	8:22.56	3	
3	<u>Barger, Robert</u>	12	<u>Army</u>	8:22.80	3	
4	<u>Smith, Troy</u>	9	<u>Wisconsin</u>	8:23.60	3	
12	<u>Filippazzo, Nicholas</u>	12	<u>Adelphi</u>	8:24.03	4	
1	<u>Mazzaccaro, Mike</u>	12	<u>Princeton</u>	8:25.76	2	
2	<u>Monaghan, Andrew</u>	11	<u>Mississippi Stat</u>	8:26.59	2	
5	<u>Tuck, Nick</u>	10	<u>Penn</u>	8:27.32	3	
6	<u>Hatler, Chris</u>	10	<u>Penn</u>	8:29.09	3	
7	<u>DYE, CHANDLER</u>	11	<u>Missouri</u>	8:29.52	3	
13	<u>VANVOORHIS, MICHAEL</u>	12	<u>Wisconsin</u>	8:31.03	4	
3	<u>Pons, Sam</u>	12	<u>Princeton</u>	8:31.51	2	
8	<u>Wistar, Lyle</u>	10	<u>Penn</u>	8:32.67	3	
14	<u>Boyle, Jack</u>	10	<u>Columbia</u>	8:32.85	4	
4	<u>Andritsch, Jack</u>	11	<u>Clemson</u>	8:34.31	2	
5	<u>Malakoff, Jacob</u>	12	<u>Wagner</u>	8:34.72	2	
6	<u>Ward, Nicholas</u>	12	<u>Lehigh</u>	8:35.95	2	
7	<u>Huben, Dan</u>	9	<u>Cincinnati</u>	8:36.23	2	
9	<u>Jarry, Francois</u>	10	<u>McGill</u>	8:38.05	3	
1	<u>Girardot, Thomas</u>	11	<u>Army</u>	8:39.34	1	
15	<u>Shurtleff, Clark</u>	11	<u>Penn</u>	8:40.97	4	
2	<u>Warshauer, Andrew</u>	12	<u>Lafayette</u>	8:41.24	1	
3	<u>Scott, Michael</u>	9	<u>C.W. Post (Long</u>	8:41.37	1	
8	<u>Dillon, Ben</u>	9	<u>Monmouth (NJ)</u>	8:45.32	2	
9	<u>Bowen, Khari</u>	12	<u>Monmouth (NJ)</u>	8:46.28	2	
4	<u>Karam, Nick</u>	10	<u>NYU</u>	8:47.91	1	
10	<u>French, Kevin</u>	11	<u>Monmouth (NJ)</u>	8:49.16	2	
5	<u>Mudd, Max</u>	9	<u>NYU</u>	8:56.57	1	
11	<u>Cooney, Ryan</u>	10	<u>Lehigh</u>	8:57.02	2	
6	<u>Gutierrez, Cristobal</u>	11	<u>Tiffin</u>	8:57.21	1	
7	<u>McKown, Kevin</u>	12	<u>Tiffin</u>	8:57.71	1	
12	<u>Ruch, Steve</u>	12	<u>East Stroudsburg</u>	8:57.96	2	
8	<u>Darlington, Tommy</u>	12	<u>Monmouth (NJ)</u>	8:57.96	1	
9	<u>Bates, Kevin</u>	9	<u>Ottawa (Canada)</u>	8:58.34	1	
10	<u>McConnell, Graeme</u>	11	<u>Ottawa (Canada)</u>	9:07.09	1	
11	<u>Roe, Richard</u>	11	<u>Tiffin</u>	NT	1	

16	<u>Sandvold, Russell</u>	<u>Sherbrooke</u>	NT	4	
Womens 3000m College					<a href="#">Back to top</a>
	Name	Yr School	Finals	H#	Pts
1	<u>Kibet, Elvin</u>	12 <u>Arizona</u>	9:24.53	5	10
2	<u>Schweizer, Karissa</u>	9 <u>Missouri</u>	9:25.31	5	8
3	<u>Sara, Lauren</u>	12 <u>Connecticut</u>	9:29.68	5	6
4	<u>TRUELOVE, AMANDA</u>	12 <u>Western Ontario</u>	9:30.99	5	5
1	<u>Bernard, Maria</u>	12 <u>British Columbia</u>	9:31.08	4	4
2	<u>Granger, Madison</u>	11 <u>Duke</u>	9:31.21	4	3
5	<u>Whiting, Cleo</u>	10 <u>Penn</u>	9:31.29	5	2
6	<u>Mantilla, Leila</u>	11 <u>Columbia</u>	9:31.74	5	1
7	<u>Anzalone, Gabi</u>	12 <u>Wisconsin</u>	9:35.15	5	
3	<u>Blaney, Anne-Marie</u>	10 <u>Central Florida</u>	9:37.29	4	
4	<u>SMITH, STEFANIE</u>	<u>Windsor</u>	9:39.15	4	
8	<u>Callahan, Molly</u>	11 <u>Arizona</u>	9:40.52	5	
1	<u>Fluehr, Erika</u>	12 <u>Princeton</u>	9:43.76	2	
5	<u>Richter, Colette</u>	10 <u>Wisconsin</u>	9:44.75	4	
6	<u>Batt-Doyle, Isobel</u>	9 <u>St John's (NY)</u>	9:45.55	4	
7	<u>CUNNINGHAM, MEGAN</u>	9 <u>Missouri</u>	9:47.83	4	
8	<u>Tanner, Natalie</u>	10 <u>Columbia</u>	9:48.72	4	
9	<u>Rubin, Jessie</u>	12 <u>Duke</u>	9:50.83	4	
10	<u>England, Mary Alex</u>	10 <u>Mississippi</u>	9:53.28	4	
11	<u>Murphy, Emma-Lisa</u>	11 <u>Wisconsin</u>	9:54.47	4	
12	<u>Gensib, Elyssa</u>	11 <u>Penn</u>	9:55.73	4	
1	<u>Nelson, Elizabeth</u>	9 <u>CS Northridge</u>	9:55.94	3	
2	<u>BIRD, ELIZABETH</u>	10 <u>Princeton</u>	9:56.64	2	
13	<u>Brown, Courtney</u>	11 <u>Missouri</u>	9:56.65	4	
2	<u>Myrand, Melanie</u>	11 <u>McGill</u>	9:57.66	3	
3	<u>Engelberger, Sydney</u>	11 <u>Monmouth (NJ)</u>	9:58.29	3	
4	<u>Marton, Meaghan</u>	<u>Windsor</u>	9:58.40	3	
3	<u>Reed, Melissa</u>	9 <u>Princeton</u>	10:00.98	2	
4	<u>CHACKO, RACHAEL</u>	10 <u>Princeton</u>	10:01.44	2	
5	<u>Flynn, Jullien</u>	12 <u>McGill</u>	10:01.73	3	
6	<u>PEARL, ALANA</u>	9 <u>Connecticut</u>	10:03.38	3	
9	<u>Ziegler, Lisa</u>	10 <u>Mississippi Stat</u>	10:05.02	5	
14	<u>Kamrani, Pegah</u>	10 <u>Columbia</u>	10:05.59	4	
7	<u>Ribeiro, Elaine</u>	10 <u>San Diego State</u>	10:06.55	3	
8	<u>Korsmit, Laura</u>	9 <u>Central Florida</u>	10:06.89	3	
9	<u>Mace, Abby</u>	11 <u>Connecticut</u>	10:07.42	3	
10	<u>Griffith, Isabel</u>	9 <u>Penn</u>	10:08.22	3	
5	<u>Markovich, Alexandra</u>	10 <u>Princeton</u>	10:08.68	2	
15	<u>Darlington, Amy</u>	11 <u>Penn</u>	10:10.89	4	
11	<u>Barwick, Alison</u>	11 <u>McGill</u>	10:16.89	3	
12	<u>McKeon, Molly</u>	10 <u>Monmouth (NJ)</u>	10:17.86	3	
6	<u>Wright, Shannon</u>	12 <u>Lehigh</u>	10:17.99	2	

13	<u>Burrowes, Ruth</u>	11	<u>Ottawa (Canada)</u>	10:19.00	3
10	<u>Penney, Kate</u>	11	<u>Arizona</u>	10:19.94	5
7	<u>HENNESSY, KELLY</u>	11	<u>Toronto</u>	10:24.96	2
8	<u>Hastings, Hannah</u>	11	<u>Bryn Mawr</u>	10:29.66	2
1	<u>Pan, Nyajock</u>	10	<u>Bethune-Cookman</u>	10:31.12	1
2	<u>Hanlon, Maggie</u>	10	<u>Monmouth (NJ)</u>	10:31.67	1
3	<u>Stirling, Elizabeth</u>	9	<u>C.W. Post (Long</u>	10:31.69	1
9	<u>Smith, Johanna</u>	10	<u>Albany</u>	10:31.97	2
10	<u>Canas, Erica</u>	11	<u>Unattached</u>	10:32.51	2
11	<u>Strysko, Ashley</u>	10	<u>Lehigh</u>	10:33.58	2
4	<u>Smith, Tara</u>	9	<u>Ottawa (Canada)</u>	10:34.82	1
12	<u>Markham, Jennifer</u>	11	<u>Lehigh</u>	10:36.38	2
13	<u>Ross, Sarya</u>	9	<u>Ottawa (Canada)</u>	10:37.12	2
5	<u>Delacruz, Amanda</u>	10	<u>Hampton</u>	10:38.28	1
6	<u>Maloney, Colleen</u>	9	<u>Albany</u>	10:45.76	1
14	<u>Mazzo, Melissa</u>	12	<u>Delaware</u>	10:51.98	3
7	<u>Murray, Kaylor</u>	11	<u>Hampton</u>	10:53.42	1
14	<u>Perry, Caitlin</u>	11	<u>East Stroudsburg</u>	10:53.49	2
8	<u>McRae, Jessica</u>	10	<u>Carleton Univers</u>	10:53.86	1
9	<u>Edwards, Kate</u>	9	<u>Bryn Mawr</u>	10:55.16	1
10	<u>Lalowski, Maggie</u>	9	<u>NYU</u>	11:04.27	1
11	<u>Obelle, Onyinyechi</u>	11	<u>Rowan</u>	11:07.31	1
15	<u>Jean Louis, Esther</u>	9	<u>Long Island U -</u>	11:12.24	2
16	<u>Soni, Steph</u>	12	<u>East Stroudsburg</u>	11:13.49	2
12	<u>Ferguson, Samantha</u>	9	<u>Bowie State</u>	13:27.71	1

Mens 60m Hurdles

[Back to top](#)

Name	Yr	School	Finals	Wind	H#	Pts
1	<u>Echols, Dondre</u>	11	<u>South Carolina</u>	07.75	nwi 1	10
2	<u>Barnes, William</u>	11	<u>Kent State</u>	07.78	nwi 1	8
3	<u>Holloway, Trey</u>	11	<u>Hampton</u>	07.79	nwi 1	6
4	<u>Moore, Isaiah</u>	9	<u>South Carolina</u>	07.81	nwi 1	5
5	<u>Kaba, Sekou</u>	12	<u>Ottawa (Canada)</u>	07.82	nwi 1	4
6	<u>Collier, Jermaine</u>	11	<u>South Carolina</u>	07.87	nwi 1	3
7	<u>Cain, Bryan</u>	12	<u>Cincinnati</u>	07.90	nwi 1	2
8	<u>Maxwell, Selwyn</u>	11	<u>Connecticut</u>	07.92	nwi 1	1

Mens 60m Hurdles

[Back to top](#)

Name	Yr	School	Semis	Wind	H#	Pts
1	<u>Echols, Dondre</u>	11	<u>South Carolina</u>	07.72	nwi 1	10
1	<u>Kaba, Sekou</u>	12	<u>Ottawa (Canada)</u>	07.77	nwi 2	4
2	<u>Holloway, Trey</u>	11	<u>Hampton</u>	07.78	nwi 1	6
2	<u>Collier, Jermaine</u>	11	<u>South Carolina</u>	07.80	nwi 2	3
1	<u>Moore, Isaiah</u>	9	<u>South Carolina</u>	07.82	nwi 3	5

3	<u>Barnes, William</u>	11 <u>Kent State</u>	07.83	nwi	1	8
2	<u>Cain, Bryan</u>	12 <u>Cincinnati</u>	07.87	nwi	3	2
3	<u>Ogieva, Isoken</u>	11 <u>Western Ontario</u>	07.90	nwi	3	
4	<u>Maxwell, Selwyn</u>	11 <u>Connecticut</u>	07.90	nwi	1	1
4	<u>Davis, Javon</u>	12 <u>Mississippi Stat</u>	07.96	nwi	3	
3	<u>Britton, Elijah</u>	12 <u>Clemson</u>	07.98	nwi	2	
5	<u>Baxter, Kevin</u>	11 <u>Lenoir-Rhyne</u>	07.98	nwi	1	
4	<u>Kanervo, Jussi</u>	10 <u>South Carolina</u>	08.03	nwi	2	
5	<u>Walker, Jalen</u>	12 <u>Monmouth (NJ)</u>	08.04	nwi	2	
6	<u>Ferguson, Geordan</u>	11 <u>Monmouth (NJ)</u>	08.09	nwi	2	
7	<u>Mohr, Rob</u>	12 <u>Princeton</u>	08.11	nwi	2	
6	<u>Maugein, Maxime</u>	<u>University of Po</u>	08.13	nwi	1	
7	<u>Caldwell, Greg</u>	11 <u>Princeton</u>	08.18	nwi	1	
5	<u>Whitaker, Ser</u>	11 <u>Missouri</u>	08.21	nwi	3	
8	<u>L□veill□, Simon</u>	11 <u>Sherbrooke</u>	08.22	nwi	2	
8	<u>Lyon, Diego</u>	9 <u>Maryland</u>	08.27	nwi	1	
6	<u>Andrews, Taylor</u>	11 <u>Army</u>	08.31	nwi	3	
7	<u>Banks, Tremayne</u>	12 <u>Bethune-Cookman</u>	NT	nwi	3	
8	<u>Johnson, Justin</u>	12 <u>Clemson</u>	NT	nwi	3	

Mens 60m Hurdles

[Back to top](#)

	Name	Yr School	Prelims	Wind	H#	Pts
1	<u>Echols, Dondre</u>	11 <u>South Carolina</u>	07.88	nwi	1	10
1	<u>Moore, Isaiah</u>	9 <u>South Carolina</u>	07.88	nwi	4	5
1	<u>Kaba, Sekou</u>	12 <u>Ottawa (Canada)</u>	07.89	nwi	3	4
1	<u>Kanervo, Jussi</u>	10 <u>South Carolina</u>	07.90	nwi	2	
1	<u>Barnes, William</u>	11 <u>Kent State</u>	07.91	nwi	6	8
2	<u>Collier, Jermaine</u>	11 <u>South Carolina</u>	07.94	nwi	4	3
1	<u>Johnson, Justin</u>	12 <u>Clemson</u>	07.95	nwi	5	
1	<u>Holloway, Trey</u>	11 <u>Hampton</u>	07.97	nwi	8	6
1	<u>Banks, Tremayne</u>	12 <u>Bethune-Cookman</u>	07.97	nwi	9	
2	<u>Baxter, Kevin</u>	11 <u>Lenoir-Rhyne</u>	07.97	nwi	1	
2	<u>Cain, Bryan</u>	12 <u>Cincinnati</u>	08.00	nwi	8	2
2	<u>Davis, Javon</u>	12 <u>Mississippi Stat</u>	08.01	nwi	3	
1	<u>Britton, Elijah</u>	12 <u>Clemson</u>	08.02	nwi	7	
3	<u>Ogieva, Isoken</u>	11 <u>Western Ontario</u>	08.02	nwi	1	
2	<u>Maxwell, Selwyn</u>	11 <u>Connecticut</u>	08.07	nwi	9	1
2	<u>L□veill□, Simon</u>	11 <u>Sherbrooke</u>	08.11	nwi	6	
3	<u>Caldwell, Greg</u>	11 <u>Princeton</u>	08.11	nwi	9	
2	<u>Walker, Jalen</u>	12 <u>Monmouth (NJ)</u>	08.14	nwi	5	
2	<u>Maugein, Maxime</u>	<u>University of Po</u>	08.16	nwi	7	
3	<u>Mohr, Rob</u>	12 <u>Princeton</u>	08.20	nwi	7	
2	<u>Andrews, Taylor</u>	11 <u>Army</u>	08.21	nwi	2	

3	<u>Ferguson, Geordan</u>	11	<u>Monmouth (NJ)</u>	08.22	nwi	8
3	<u>Lyon, Diego</u>	9	<u>Maryland</u>	08.27	nwi	6
4	<u>Whitaker, Ser</u>	11	<u>Missouri</u>	08.31	nwi	7
3	<u>Widule, Matt</u>	12	<u>Wisconsin</u>	08.32	nwi	4
3	<u>Smith, Kyle</u>	11	<u>Missouri</u>	08.32	nwi	5
4	<u>Bryant, Bejon</u>	12	<u>BYU</u>	08.36	nwi	4
3	<u>Mortensen, Brandon</u>	9	<u>Wisconsin</u>	08.37	nwi	3
4	<u>Goodman, Dillon</u>	11	<u>BYU</u>	08.37	nwi	3
4	<u>Ricou, Pierre-Louis</u>		<u>University of Po</u>	08.40	nwi	1
4	<u>Ivie, Harrison</u>	12	<u>Arizona</u>	08.40	nwi	6
3	<u>Saint Preux, Junior</u>	12	<u>Bethune-Cookman</u>	08.41	nwi	2
4	<u>Bowers, Ben</u>	11	<u>Penn</u>	08.41	nwi	9
4	<u>Semien, Robert</u>	12	<u>Mississippi</u>	08.44	nwi	8
5	<u>Willis, Devon</u>	9	<u>Albany</u>	08.50	nwi	8
5	<u>Foss, Charlie</u>	11	<u>Wisconsin</u>	08.51	nwi	3
5	<u>Benson, Michael</u>	11	<u>Saint Rose</u>	08.52	nwi	1
6	<u>Fluellen, Harold</u>	11	<u>Southern-Baton R</u>	08.53	nwi	1
4	<u>Price, Emmanuel</u>	11	<u>Hampton</u>	08.55	nwi	2
5	<u>Hall, Kevin</u>	9	<u>Army</u>	08.59	nwi	6
6	<u>Adkisson, Stephen</u>	11	<u>Monmouth (NJ)</u>	08.59	nwi	3
6	<u>Fernandez, Dante</u>	12	<u>Wagner</u>	08.60	nwi	6
4	<u>Beavers, Nick</u>	10	<u>Army</u>	08.64	nwi	5
5	<u>Long, Spencer</u>	9	<u>Princeton</u>	08.67	nwi	4
5	<u>Puritty, Ross</u>	9	<u>Army</u>	08.68	nwi	7
6	<u>Johnson, Tanner</u>	9	<u>Duke</u>	08.74	nwi	4
7	<u>Mancheron, Theo</u>	11	<u>Tiffin</u>	08.77	nwi	4
5	<u>Golow, Dylan</u>	12	<u>McGill</u>	08.79	nwi	9
6	<u>Makinde, Toluwalope</u>	12	<u>Ottawa (Canada)</u>	08.82	nwi	7
5	<u>Walker, Jackson</u>	10	<u>BYU</u>	08.84	nwi	5
7	<u>Bennett, Barrington</u>	9	<u>Penn</u>	08.89	nwi	1
5	<u>McCloud, Trevant</u>	11	<u>Rowan</u>	08.92	nwi	2
6	<u>Webster, Kyle</u>	12	<u>Penn</u>	08.92	nwi	5
7	<u>Hardy, Donmanique</u>	10	<u>Hampton</u>	08.96	nwi	7
6	<u>Cudequest, Taylor</u>	10	<u>CS Northridge</u>	09.05	nwi	8
6	<u>Adechokan, Salim</u>	9	<u>McGill</u>	09.10	nwi	2
7	<u>Rock, Ian</u>	12	<u>Duke</u>	09.14	nwi	3
7	<u>Madeus, Ramsden</u>	9	<u>Rowan</u>	09.73	nwi	5
6	<u>Scheible, Max</u>	9	<u>BYU</u>	10.21	nwi	9
7	<u>Dailleboust, Luke</u>	10	<u>Ottawa (Canada)</u>	NT	nwi	9

Womens 60m Hurdles

[Back to top](#)

Name	Yr School	Finals	Wind H#	Pts
1 <u>McNeil, Ste'yce</u>	11 <u>Mississippi Stat</u>	08.25	nwi 1	10

2	<u>Elliott, Samantha</u>	12 <u>Clemson</u>	08.32	nwi	1	8
3	<u>Sanders, Je'Rica</u>	12 <u>Cincinnati</u>	08.36	nwi	1	6
4	<u>Edwards, Karelle</u>	12 <u>Ottawa (Canada)</u>	08.44	nwi	1	5
5	<u>Anthony, Michelle</u>	12 <u>Albany</u>	08.45	nwi	1	4
6	<u>Beaudet, Laurence</u>	12 <u>Sherbrooke</u>	08.51	nwi	1	3
7	<u>LaFond, Thea</u>	12 <u>Maryland</u>	08.54	nwi	1	2

Womens 60m Hurdles

[Back to top](#)

	Name	Yr School	Semis	Wind	H#	Pts
1	<u>Elliott, Samantha</u>	12 <u>Clemson</u>	08.33	nwi	1	8
1	<u>Latham, Deanna</u>	12 <u>Wisconsin</u>	08.33	nwi	2	
1	<u>McNeil, Ste'yce</u>	11 <u>Mississippi Stat</u>	08.33	nwi	3	10
2	<u>Sanders, Je'Rica</u>	12 <u>Cincinnati</u>	08.38	nwi	3	6
3	<u>Anthony, Michelle</u>	12 <u>Albany</u>	08.38	nwi	3	4
4	<u>LaFond, Thea</u>	12 <u>Maryland</u>	08.39	nwi	3	2
2	<u>Edwards, Karelle</u>	12 <u>Ottawa (Canada)</u>	08.40	nwi	2	5
3	<u>Davis, Chalese</u>	11 <u>South Carolina</u>	08.42	nwi	2	
2	<u>Beaudet, Laurence</u>	12 <u>Sherbrooke</u>	08.44	nwi	1	3
4	<u>Bonds, Tiana</u>	9 <u>Arizona</u>	08.53	nwi	2	
3	<u>Maslowski, Teddi</u>	11 <u>Duke</u>	08.59	nwi	1	
4	<u>Morrison, LeAnna</u>	11 <u>South Carolina</u>	08.59	nwi	1	
5	<u>Monteverde-Dalton, Aly</u>	11 <u>BYU</u>	08.62	nwi	3	
5	<u>Felton, Alyssa</u>	11 <u>Missouri</u>	08.64	nwi	1	
5	<u>Auzenne, Micha</u>	10 <u>San Diego State</u>	08.64	nwi	2	
6	<u>Laws, Nicole</u>	10 <u>BYU</u>	08.66	nwi	1	
7	<u>Cartwright, Devinn</u>	11 <u>Central Florida</u>	08.68	nwi	1	
6	<u>Knight, Morgan</u>	9 <u>North Carolina A</u>	08.69	nwi	3	
8	<u>Veale, Marie</u>	10 <u>CS Northridge</u>	08.69	nwi	1	
6	<u>Chijioke, Iris</u>	11 <u>Columbia</u>	08.73	nwi	2	
7	<u>Biswal, Devyani</u>	12 <u>Ottawa (Canada)</u>	08.77	nwi	2	
7	<u>Gipson, Madison</u>	10 <u>San Diego State</u>	08.80	nwi	3	
8	<u>Davis, Chyna</u>	12 <u>Tiffin</u>	08.84	nwi	2	
8	<u>McDonald, Fabia</u>	12 <u>Mississippi</u>	08.95	nwi	3	

Womens 60m Hurdles

[Back to top](#)

	Name	Yr School	Prelims	Wind	H#	Pts
1	<u>McNeil, Ste'yce</u>	11 <u>Mississippi Stat</u>	08.39	nwi	8	10
1	<u>Latham, Deanna</u>	12 <u>Wisconsin</u>	08.43	nwi	1	
1	<u>Elliott, Samantha</u>	12 <u>Clemson</u>	08.48	nwi	12	8
2	<u>Anthony, Michelle</u>	12 <u>Albany</u>	08.48	nwi	1	4
1	<u>Beaudet, Laurence</u>	12 <u>Sherbrooke</u>	08.50	nwi	2	3
1	<u>Davis, Chalese</u>	11 <u>South Carolina</u>	08.51	nwi	7	
1	<u>LaFond, Thea</u>	12 <u>Maryland</u>	08.53	nwi	3	2
1	<u>Sanders, Je'Rica</u>	12 <u>Cincinnati</u>	08.55	nwi	10	6

1	<u>Edwards, Karelle</u>	12	<u>Ottawa (Canada)</u>	08.57	nwi	6	5
1	<u>Maslowski, Teddi</u>	11	<u>Duke</u>	08.59	nwi	4	
2	<u>Auzenne, Micha</u>	10	<u>San Diego State</u>	08.60	nwi	4	
2	<u>Felton, Alyssa</u>	11	<u>Missouri</u>	08.63	nwi	3	
3	<u>Cartwright, Devinn</u>	11	<u>Central Florida</u>	08.63	nwi	1	
3	<u>Bonds, Tiana</u>	9	<u>Arizona</u>	08.65	nwi	3	
1	<u>Laws, Nicole</u>	10	<u>BYU</u>	08.67	nwi	9	
2	<u>Monteverde-Dalton, Aly</u>	11	<u>BYU</u>	08.68	nwi	9	
2	<u>McDonald, Fabia</u>	12	<u>Mississippi</u>	08.70	nwi	12	
2	<u>Chijioke, Iris</u>	11	<u>Columbia</u>	08.70	nwi	2	
3	<u>Veale, Marie</u>	10	<u>CS Northridge</u>	08.78	nwi	4	
3	<u>Morrison, LeAnna</u>	11	<u>South Carolina</u>	08.79	nwi	9	
2	<u>Biswal, Devyani</u>	12	<u>Ottawa (Canada)</u>	08.81	nwi	8	
1	<u>Davis, Chyna</u>	12	<u>Tiffin</u>	08.83	nwi	5	
3	<u>Gipson, Madison</u>	10	<u>San Diego State</u>	08.84	nwi	12	
2	<u>King, Lia</u>	10	<u>Central Florida</u>	08.86	nwi	6	
1	<u>Knight, Morgan</u>	9	<u>North Carolina A</u>	08.87	nwi	11	
2	<u>Williams, Mollie</u>	10	<u>South Carolina</u>	08.87	nwi	10	
2	<u>Brown, Summer</u>	11	<u>Bethune-Cookman</u>	08.87	nwi	7	
3	<u>Jewett, Olympia</u>	12	<u>CS Northridge</u>	08.88	nwi	2	
3	<u>James, Latoya</u>	12	<u>Delaware</u>	08.89	nwi	10	
3	<u>Kelly, Brittany</u>	9	<u>Mississippi</u>	08.89	nwi	6	
2	<u>Anyangwe, Noella</u>	11	<u>Maryland</u>	08.91	nwi	5	
4	<u>Camarano, Mary</u>	10	<u>Adelphi</u>	08.91	nwi	12	
4	<u>Ellenwood, Georgia</u>	9	<u>Wisconsin</u>	08.92	nwi	4	
4	<u>Moore, Toni-Ann</u>	11	<u>Connecticut</u>	08.93	nwi	2	
4	<u>Bone, Robin</u>	11	<u>Western Ontario</u>	08.96	nwi	3	
3	<u>Lee, Javette</u>	11	<u>Cincinnati</u>	08.98	nwi	8	
4	<u>Meneau, Lisa</u>	10	<u>Maryland</u>	08.98	nwi	6	
5	<u>Bikanova, Saija</u>	11	<u>Connecticut</u>	09.02	nwi	12	
4	<u>Johonnot, Karli</u>	11	<u>Duke</u>	09.04	nwi	9	
3	<u>Thompson, Alyssa</u>	9	<u>Arizona</u>	09.05	nwi	5	
2	<u>Camel, Arianna</u>	10	<u>Millersville</u>	09.06	nwi	11	
3	<u>Wiggins, Ashley</u>	9	<u>Connecticut</u>	09.06	nwi	7	
3	<u>Jordan, Deidra</u>	12	<u>Bethune-Cookman</u>	09.09	nwi	11	
4	<u>Barnes, Shawnta</u>	9	<u>CS Northridge</u>	09.10	nwi	10	
5	<u>Olsen, Andrea</u>	10	<u>Monmouth (NJ)</u>	09.10	nwi	3	
4	<u>Sper, Karsen</u>	11	<u>San Diego State</u>	09.15	nwi	8	
5	<u>Dargel, Kim</u>	10	<u>CS Northridge</u>	09.20	nwi	4	
5	<u>Packham, Kaylee</u>	11	<u>BYU</u>	09.27	nwi	10	
5	<u>Seals, Karrington</u>	9	<u>Wayne St.</u>	09.27	nwi	8	
5	<u>Pawlik, Casie</u>	9	<u>Wisconsin</u>	09.27	nwi	9	

4	<u>Vadnais, Paige</u>	11	<u>Albany</u>	09.28	nwi	11
5	<u>Gist, Monet</u>	10	<u>ASA College</u>	09.29	nwi	2
6	<u>Joseph, Bianca</u>	9	<u>Columbia</u>	09.29	nwi	2
5	<u>Madison, Erin</u>	11	<u>Millersville</u>	09.30	nwi	6
4	<u>Smith, Courtney</u>	9	<u>Army</u>	09.33	nwi	7
6	<u>Montague, Liz</u>	9	<u>Richmond</u>	09.33	nwi	9
6	<u>Shields, Angela</u>	11	<u>BYU</u>	09.34	nwi	12
4	<u>Sparacino, Stephanie</u>	10	<u>Monmouth (NJ)</u>	09.36	nwi	5
5	<u>Wright, Chelsea</u>	10	<u>Hampton</u>	09.38	nwi	7
6	<u>Sebastian, Chenoa</u>	9	<u>St John's (NY)</u>	09.38	nwi	8
6	<u>Reinfels, Helena</u>	11	<u>McGill</u>	09.42	nwi	4
6	<u>Lewis, Melanie</u>	12	<u>Monmouth (NJ)</u>	09.42	nwi	6
7	<u>Schwan, Julia</u>	10	<u>St John's (NY)</u>	09.48	nwi	6
6	<u>Crawford, Khabira</u>	10	<u>Cheyney U of PA</u>	09.50	nwi	10
7	<u>Higgs, Shequell</u>	10	<u>St John's (NY)</u>	09.65	nwi	12
6	<u>Smith, Felicia</u>	9	<u>Rowan</u>	09.72	nwi	3
8	<u>Shimonov, Rebecca</u>	11	<u>NYU</u>	09.79	nwi	12
4	<u>Knebes, Riley</u>	9	<u>New Haven</u>	09.81	nwi	1
5	<u>Ashby, Halle</u>	9	<u>McGill</u>	09.81	nwi	5
5	<u>Pewu, Brigitte</u>	10	<u>ASA College</u>	09.82	nwi	1
7	<u>Berry, Sydney</u>	9	<u>CS Northridge</u>	09.83	nwi	2
8	<u>Medellin, Danielle</u>	11	<u>NYU</u>	09.91	nwi	6
8	<u>Cloud, Alexis</u>	9	<u>Tiffin</u>	09.97	nwi	2
7	<u>Malos, rebecca</u>	10	<u>Rowan</u>	10.01	nwi	4
5	<u>Brown, Amanda</u>	10	<u>Rowan</u>	10.12	nwi	11
7	<u>Kobolak, Amaris</u>	10	<u>Penn</u>	10.19	nwi	8
6	<u>Hodge, Shayna</u>	9	<u>District of Colu</u>	10.22	nwi	5
7	<u>Adeyeye, Mary</u>	10	<u>Albany</u>	10.27	nwi	3
7	<u>Smith, Carissa</u>	11	<u>Bowie State</u>	NT	nwi	10
7	<u>Bougard, Erica</u>	12	<u>Mississippi Stat</u>	NT	nwi	5
8	<u>Pinchback, Shamlyn</u>	11	<u>CS Northridge</u>	NT	nwi	5

Mens 4x200m Relay College

Name	School	Finals	H#	Pts
1 Tumba, Tingey, Adams, Smith	<u>BYU</u>	1:27.07	4	10
1 Davis, Taylor, Waters, Taylor	<u>Mississippi Stat</u>	1:27.52	3	8
2 Sanders, Walker, Bermudez, Winfrey	<u>South Carolina</u>	1:28.46	4	6
3 Savoy, Beatty, Proctor, Price	<u>Hampton</u>	1:28.52	4	5
2 Thomas, Hatchett, Hargrove, Lane	<u>Tiffin</u>	1:29.12	3	4
1 Unknown Athlete	<u>Carleton Univers</u>	1:29.39	2	3

[Back to top](#)

4	Benjamin, Duffus, Fluellen, Lighten	<u>Southern-Baton R</u>	1:29.91	4	2
1	Calvin, Browne, Starrett, Busby	<u>Columbia</u>	1:30.31	1	1
2	Cave, Makinde, Gauthier, Martinea	<u>Ottawa (Canada)</u>	1:30.57	1	
3	Hill, Seaton, Albertso, Schwegma	<u>Princeton</u>	1:30.75	3	
3	Silly, Ricou, Maugein, Delaitre	<u>University of Po</u>	1:31.20	1	
2	Harris, Pollitt, Jones, Oden Jr.	<u>Rowan</u>	1:32.14	2	
4	Moshood, Blanton, Dannenho, Martin	<u>New Haven</u>	1:32.72	3	
3	Opher, Scarboro, Ballah, Tyler	<u>Bowie State</u>	1:35.52	2	
4	Villeneu, Lveill, Cotnoir-, Quirion	<u>Sherbrooke</u>	NT	2	

Womens 4x200m Relay College

[Back to top](#)

	Name	School	Finals	H#	Pts
1	Bougard, Flynn, McNeil, Hardy	<u>Mississippi Stat</u>	1:36.43	4	10
2	Hansson, Kerpon, Kopp, Price	<u>Duke</u>	1:36.45	4	8
3	Gray, Harris, Murphy, Faulcon	<u>South Carolina</u>	1:37.14	4	6
4	Hadley, Jacobs, Parrish, Williams	<u>Clemson</u>	1:38.81	4	5
1	Anderson, Moore, Smith-Je, Joseph	<u>Connecticut</u>	1:39.71	2	4
5	Morton, Young, Knox-Wil, Holland	<u>Hampton</u>	1:39.73	4	3
1	Udaya, Watts, Holt, Knebes	<u>New Haven</u>	1:41.17	3	2
2	Anthony, Butterfi, Claxton, Maduro	<u>Albany</u>	1:41.31	3	1
3	Thomas, Shields, Heiden, Packham	<u>BYU</u>	1:41.64	3	
2	Unknown Athlete	<u>Princeton</u>	1:41.76	2	
1	Labarang, Biswal, Okankwu, Gardner	<u>Ottawa (Canada)</u>	1:41.81	1	
3	Vines, Millard, Dargel, Pinchbac	<u>CS Northridge</u>	1:42.33	2	
4	Barker, Chijioke, Conley, Iriafen	<u>Columbia</u>	1:43.39	3	
2	Horn, Parker, Kelley, Darby	<u>Tiffin</u>	1:43.50	1	
3	Beudet, Jacques, Gllinas-, Bonneau	<u>Sherbrooke</u>	1:43.83	1	
5	Campbell, Jackson, James, Carroll	<u>Delaware</u>	1:45.22	3	
6	Anderson, Sims, Williams, Flemming	<u>Southern-Baton R</u>	1:46.65	3	

























4	Brown, Brown, Williams, matos	<u>Rowan</u>	1:47.91	2
5	Taylor, Watson, Coffey, Penn	<u>Bowie State</u>	1:49.57	2
4	Johnson, Wilson, Seals, Kluz	<u>Wayne St.</u>	NT	

Mens 4x400m Relay College

[Back to top](#)

	Name	School	Finals	H#	Pts
1	Gravesan, Kanervo, Echols, Collier	<u>South Carolina</u>	3:11.46	6	10
2	Lamb, Cheeks, Johnson, Belafont	<u>Clemson</u>	3:12.30	6	8
3	Waters, Hearn, McBride, James	<u>Mississippi Stat</u>	3:12.41	6	6
1	James, Hazel, James Jr, Mosley	<u>ASA College</u>	3:15.46	5	5
1	McClella, Murray, Parent-P, Montalvo	<u>McGill</u>	3:18.21	3	4
2	Akosa, Freeman, Leeper, Scott	<u>Princeton</u>	3:18.81	5	3
2	Hawkins, Bofinger, Wilson, Francis	<u>Duke</u>	3:18.84	3	2
1	Jones, Tomlinso, Small, McCormac	<u>Albany</u>	3:19.16	4	1
4	Scheible, Adams, Smith, Yardley	<u>BYU</u>	3:19.53	6	
2	Mortel, King, Hargrove, Garrett	<u>Tiffin</u>	3:20.13	4	
1	Leto, Maliff, Joseph, Wilson	<u>Maryland</u>	3:20.36	2	
3	Cantu, Teart, Stone, Hutching	<u>CS Northridge</u>	3:21.23	4	
2	Konkoly, Diehl, Bloom, Anderson	<u>Cincinnati</u>	3:21.85	2	
5	Johnson, Beatty, Ibadin, Okezie	<u>Hampton</u>	3:21.85	6	
3	Makinde, Evans, Cameron, Hefferna	<u>Ottawa (Canada)</u>	3:23.37	3	
1	Brown, Powers, Kish, Montilus	<u>NYU</u>	3:23.56	1	
2	Raisin, Schwanne, Moulton, Abbatiel	<u>Wagner</u>	3:23.85	1	
3	Lewis, Healy, Grady, Sawaneh	<u>Adelphi</u>	3:25.35	5	
3	Tyler, Gonzalez, Opher, Watson	<u>Bowie State</u>	3:25.38	1	
3	Boon, Jackson, Salemo, Parrillo	<u>Rowan</u>	3:28.18	2	
4	Lauderda, Eichler, Parish, Hawkins	<u>Arizona</u>	NT	5	

## Womens 4x400m Relay College

Name	School	Finals	H#	Pts
1 James, George,  Fluker, Goule	<u>Clemson</u>	3:36.29	7	10
2 Hansson, Kopp,  Price, Kerpon	<u>Duke</u>	3:36.78	7	8
3 Holmes, Haith,  Faulcon, Bellamy	<u>South Carolina</u>	3:40.89	7	6
4 Holland, Parker,  Morton, Brown	<u>Hampton</u>	3:42.93	7	5
1 Gajda, Waggoner,  Gray, Hailey	<u>Arizona</u>	3:44.26	6	4
2 Dirks, Veale,  Vincej, Lambert	<u>CS Northridge</u>	3:45.93	6	3
3 Nieuwend, Jocelyn,  Henry, Jean-Cla	<u>Central Florida</u>	3:46.09	6	2
1 Smith-Je, Dismuke,  Zimmer, Joseph	<u>Connecticut</u>	3:46.16	4	1
4 Meneau, Powell,  Alexande, Pratt	<u>Maryland</u>	3:47.10	6	
1 Morton, Moore,  Straker, Dessen	<u>ASA College</u>	3:48.29	5	
2 Lea, Gipson,  Draxler, Grove	<u>San Diego State</u>	3:48.46	5	
3 Watts, Udaya,  Knebes, Holt	<u>New Haven</u>	3:48.50	5	
5 Ajala, Williams,  Snyder, Claxton	<u>Albany</u>	3:48.62	6	
5 Lockett, Martin,  Bougard, McNeil	<u>Mississippi Stat</u>	3:49.62	7	
1 Woodall, Mueller,  Grant, Jarrett	<u>Cincinnati</u>	3:49.98	3	
4 Ali, Taylor,  Dabrowski, Hlatky	<u>Penn</u>	3:50.88	5	
2 Steele, Forte,  Parker, Broyles	<u>Princeton</u>	3:51.95	3	
3 Donovan, Nicholso,  Darr, Reid	<u>Delaware</u>	3:53.48	3	
1 Kenyon, Hawkins,  Winters, Dent	<u>Army</u>	3:53.93	1	
2 Benjamin, Wright,  Baker, Grant	<u>District of Colu</u>	3:55.79	4	
1 Diawara, Pereira,  Pereira, Jones	<u>Wagner</u>	3:56.00	2	
3 Carr, Ellis,  Seals, Bush	<u>Wayne St.</u>	3:56.06	4	
2 Theard, Voltz,  Brosky, Carter	<u>Lehigh</u>	3:56.11	1	
2 Banks, Jefferso,  Parker, Graham	<u>Tiffin</u>	3:56.88	2	

3	Wright, Wilson, Angellel, Searcy	<u>Rowan</u>	3:57.54 2
4	Coakley, Olsen, Driver, Isekeneg	<u>Monmouth (NJ)</u>	3:57.89 4
5	Rodrigue, Ricketts, Schulz, Garcia	<u>St John's (NY)</u>	3:58.10 5
4	Langton, Kwapinsk, Keen, Smith	<u>Lafayette</u>	3:59.13 3
3	Laspesa, Criqui, McGovern, Dunleavy	<u>Loyola (MD)</u>	4:00.86 1
4	Reinfels, Lismer, Gregory, Anderson	<u>McGill</u>	4:00.99 1
4	Spring, Guo, Washingt, Gibson	<u>NYU</u>	4:04.82 2
5	Rochon, Fernande, Williams, Craddock	<u>CS Los Angeles</u>	4:10.58 2
5	Martel-L, Wiwchar, Carow, Narine	<u>Ottawa (Canada)</u>	4:13.29 1
6	Smith, Dickey, Penn, Taylor	<u>Bowie State</u>	4:27.69 1

#### Mens 4x800m Relay College

[Back to top](#)

	Name	School	Finals	H#	Pts
1	Farley, Francis, Kelly, Murphy	<u>Duke</u>	7:31.86	1	10
2	Shoto, Roszko, McBride, Monaghan	<u>Mississippi Stat</u>	7:33.05	1	8
3	Timmins, Webb, Wiseman, Huemmler	<u>Penn</u>	7:36.81	1	6
4	LaMarra, McLaughl, Bellemor, Ullman	<u>Windsor</u>	7:41.35	1	5
5	Gendron-, Medioub, Raiche, Sturkenb	<u>Sherbrooke</u>	7:41.42	1	4
6	Freemant, Ritz, Violone, Napolita	<u>Columbia</u>	7:46.97	1	3
7	Morley, Coccia, Marois, Healy	<u>Adelphi</u>	7:50.32	1	2
8	Schulz, Farmer, Albright, Bertrand	<u>Princeton</u>	8:01.53	1	1
9	Avila, Mann, Booth, Oja	<u>NYU</u>	8:03.99	1	
10	McCurry, D'August, Eldersha, Sheilds	<u>Rowan</u>	8:04.68	1	
11	Messam, Rose, Dannenho, Parris	<u>New Haven</u>	8:11.91	1	
12	Wilkinso, Rountree, Favreau, Forestel	<u>McGill</u>	8:16.18	1	

#### Womens 4x800m Relay College












[Back to top](#)

	Name	School	Finals	H#	Pts
1	Archer, Meydrich, Neigel, Frietas	<u>Mississippi Stat</u>	8:56.57	1	10
2	Cupp, Leavitt, Wilson, Garner	<u>Monmouth (NJ)</u>	8:58.31	1	8

3	Jacques, Lefebvre, Sylvestr, Bouchard	<u>Sherbrooke</u>	8:59.94	1	6
4	Celata, Alm, Cuccia, Wurth	<u>Penn</u>	9:00.28	1	5
5	Bird, Hanss, Sims, de La Br	<u>Princeton</u>	9:00.33	1	4
6	Harris, Bernard, Hawthorn, Wiebe	<u>British Columbia</u>	9:03.25	1	3
7	Gardner, Gillies, Leroy, Kanz	<u>Ottawa (Canada)</u>	9:07.17	1	2
8	Unknown Athlete	<u>Connecticut</u>	9:09.40	1	1
9	Todd, Miller, Sprague, Evans	<u>South Carolina</u>	9:15.76	1	
10	Carter, Donarski, Junta, Moton	<u>Army</u>	9:35.82	1	
11	Thompson, Thompson, Moore, Moore	<u>Windsor</u>	9:42.29	1	
12	Searcy, Leszcyns, Wright, Muraczew	<u>Rowan</u>	9:57.30	1	




#### Mens Distance Medley College

[Back to top](#)

	Name	School	Finals	H#	Pts
1	Dickerso, Smith,  Crocker, Carey	<u>Missouri</u>	10:00.42	1	10
2	Chamberl, Taylor,  Wilson, Causey	<u>Army</u>	10:00.70	1	8
3	Marois, Lewis,  Healy, Grady	<u>Adelphi</u>	10:03.74	1	6
4	Zander, Ellis,  Barth, Smith	<u>Wisconsin</u>	10:06.01	1	5
5	Mendez, Schwanne,  Moulton, Naglieri	<u>Wagner</u>	10:08.47	1	4
6	Grace, Watson,  Biler, Tolbert	<u>Lehigh</u>	10:18.59	1	3
7	Goodson, Diederick,  Buser, Trueman	<u>Penn</u>	10:18.90	1	2
8	Ruiz, Washingt,  Boham, Ruch	<u>East Stroudsburg</u>	10:42.27	1	1
9	McCurry, Salemo,  Jackson, Nocco	<u>Rowan</u>	10:43.85	1	
10	Hudson, Boyde,  Vermilli, Carlton	<u>Tiffin</u>	11:24.23	1	
11	Ndjami, Opher,  Swanson, Mosley	<u>Bowie State</u>	NT	1	

#### Womens Distance Medley

[Back to top](#)

	Name	School	Finals	H#	Pts
1	Banks, Francis,  Buttinge, Meier	<u>Duke</u>	11:23.42	1	10
2	Hanson, Heglund-,  Reifel, Anzalone	<u>Wisconsin</u>	11:24.64	1	8
3	Hanss, McMullin,  Barowski, de La Br	<u>Princeton</u>	11:25.12	1	6

4	Williams, Nieuwend, Chamberl, Blaney	<u>Central Florida</u>	11:33.29	1	5
5	Clevinge, Fajuyigb, McGonigl, Prentice	<u>Richmond</u>	11:34.70	1	4
6	Lenehan, Wade, Hardie, Foland	<u>Columbia</u>	11:37.23	1	3
7	Neigel, Martin, Frietas, Griesche	<u>Mississippi Stat</u>	11:42.28	1	2
1	Pereira, Diawara, Pereira, Brancale	<u>Wagner</u>	12:05.41	2	1
2	Selve, Orchard, Malmborg, Steimer-	<u>CS Los Angeles</u>	12:07.18	2	
3	Simon, Fischer, Karl, Mullane	<u>Lehigh</u>	12:12.95	2	
4	Searcy, Wright, Wilson, Bettis	<u>Rowan</u>	12:14.97	2	
8	McGroart, Reid, Spadacci, Mazzo	<u>Delaware</u>	12:18.01	1	
5	Huntsman, Connelly, Doughert, McCarthy	<u>Penn</u>	12:23.01	2	
6	Ventarol, Sloezen, Borriell, Borriell	<u>St. Thomas Aquin</u>	12:26.65	2	
7	Young, Smith, Toth, Decker	<u>East Stroudsburg</u>	12:30.79	2	
8	Murawsky, Sipprell, Wiwchar, Ross	<u>Ottawa (Canada)</u>	12:32.35	2	
9	Capozzol, Mongitor, Elarde, Melendez	<u>Adelphi</u>	12:34.12	2	
10	Linton, Cloud, Price, Kern	<u>Tiffin</u>	12:39.06	2	
11	Askine, Laspesa, Maguire, Gilson	<u>Loyola (MD)</u>	12:49.66	2	
12	Gallop, Graves, Beda, Schmidt	<u>Bryn Mawr</u>	13:18.98	2	

Mens High Jump Flight #1

[Back to top](#)

	Name	Yr School	Finals	H#	Pts
1	<u>Blackham, Zachary</u>	10 <u>BYU</u>	2.12m (6'11.25)	1	10
2	<u>Aguirre, Adam</u>	10 <u>Mississippi</u>	2.12m (6'11.25)	1	8
3	<u>Pitt, Thomas</u>	11 <u>Penn</u>	2.12m (6'11.25)	1	6
10	<u>Kane, Matthew</u>	12 <u>Wagner</u>	2.08m (6'9.75)	1	
11	<u>Berry, Will</u>	11 <u>East Stroudsburg</u>	2.08m (6'9.75)	1	
12	<u>Peace, Seth</u>	9 <u>Mississippi Stat</u>	2.08m (6'9.75)	1	
4	<u>Ware, Torian</u>	12 <u>Clemson</u>	2.08m (6'9.75)	1	4.50
5	<u>Bowen Jr., Alexander</u>	12 <u>Albany</u>	2.08m (6'9.75)	1	4.50
6	<u>Monroe, Michael</u>	9 <u>Penn</u>	2.08m (6'9.75)	1	1.50
7	<u>Jeune, Matthew</u>	12 <u>New Haven</u>	2.08m (6'9.75)	1	1.50
8	<u>Hawkins, Myles</u>	9 <u>Arizona</u>	2.08m (6'9.75)	1	1.50
9	<u>Adesida, Adeolu</u>	12 <u>Lehigh</u>	2.08m (6'9.75)	1	1.50
13	<u>Williams, Ed'Ricus</u>	10 <u>Bethune-Cookman</u>	2.04m (6'8.25)	1	
14	<u>Heinz, Carl</u>	11 <u>Duke</u>	2.04m (6'8.25)	1	
15	<u>Townsend, Roderick</u>	<u>The Performance</u>	2.04m (6'8.25)	1	

16	<u>Hatten, Mitchell</u>	12	<u>Missouri</u>	2.04m (6'8.25)	1
17	<u>Bledsoe, Xavier</u>	10	<u>Princeton</u>	2.04m (6'8.25)	1
18	<u>Watkins, Carlton</u>	10	<u>Tiffin</u>	2.04m (6'8.25)	1
19	<u>Pancoast, Andrew</u>	9	<u>Duke</u>	2.04m (6'8.25)	1
20	<u>Boardman, Daniel</u>	10	<u>Lehigh</u>	2.00m (6'6.5)	1
21	<u>Greene, Branden</u>	10	<u>Mississippi</u>	2.00m (6'6.5)	1
22	<u>Tape-Jackson, Lohnnie</u>	10	<u>CS Northridge</u>	2.00m (6'6.5)	1
23	<u>Williams, Tye</u>	9	<u>South Carolina</u>	2.00m (6'6.5)	1
24	<u>Tucker, Jeffrey Jon</u>	9	<u>Rowan</u>	2.00m (6'6.5)	1
25	<u>Anderson, Erik</u>	12	<u>Monmouth (NJ)</u>	2.00m (6'6.5)	1
26	<u>Sessions, Colt</u>	9	<u>Duke</u>	2.00m (6'6.5)	1
27	<u>Kirk, Ian</u>	9	<u>Penn</u>	2.00m (6'6.5)	1
28	<u>Bloom, Alex</u>	9	<u>Cincinnati</u>	2.00m (6'6.5)	1
29	<u>Jefferson, Daniel</u>	10	<u>Monmouth (NJ)</u>	2.00m (6'6.5)	1
30	<u>Langston, Jalen</u>	11	<u>Clemson</u>	2.00m (6'6.5)	1
31	<u>Calhoun, Vincent</u>	9	<u>CS Northridge</u>	NH (--)	1
32	<u>Hardiman, Jordan</u>	10	<u>Cincinnati</u>	NH (--)	1
33	<u>Mortensen, Brandon</u>	9	<u>Wisconsin</u>	NH (--)	1
34	<u>Reilly, Colin</u>	9	<u>Princeton</u>	NH (--)	1
35	<u>Johnson, Tanner</u>	9	<u>Duke</u>	NH (--)	1
36	<u>Pinto, Robert</u>	12	<u>Stevens IT (NJ)</u>	NH (--)	1
37	<u>Marini, Joseph</u>	12	<u>Monmouth (NJ)</u>	NH (--)	1

Mens High Jump Flight #2

					<a href="#">Back to top</a>
Name	Yr	School	Finals	H#	Pts
1	<u>Lewis, Kemar</u>	11	<u>Long Island U -</u>	2.04m (6'8.25)	1
2	<u>Ivie, Harrison</u>	12	<u>Arizona</u>	2.00m (6'6.5)	1
3	<u>Xu, Hao</u>	11	<u>McGill</u>	1.95m (6'4.75)	1
4	<u>Ogieva, Isoken</u>	11	<u>Western Ontario</u>	1.95m (6'4.75)	1
5	<u>Tiller, Michael</u>	10	<u>Bethune-Cookman</u>	1.95m (6'4.75)	1
6	<u>Olson, Alex</u>	9	<u>Army</u>	1.95m (6'4.75)	1
7	<u>Henrich, Michael</u>	11	<u>Wagner</u>	1.90m (6'2.75)	1
8	<u>Ahmed, Hamza</u>	10	<u>Wagner</u>	1.90m (6'2.75)	1
9	<u>Linardic, Daniel</u>	9	<u>Ottawa (Canada)</u>	1.90m (6'2.75)	1
10	<u>Foss, Charlie</u>	11	<u>Wisconsin</u>	NH (--)	1
11	<u>Kinney, Christian</u>	11	<u>Hampton</u>	NH (--)	1
12	<u>Hardy, Donmanique</u>	10	<u>Hampton</u>	NH (--)	1
13	<u>Escoffery, Harrison</u>	9	<u>Rowan</u>	NH (--)	1
14	<u>Leemet, Markus</u>	11	<u>South Carolina</u>	NH (--)	1
15	<u>Cubbage, Nathan</u>	11	<u>Tiffin</u>	NH (--)	1
16	<u>Holmgren, Tristan</u>	10	<u>St. Thomas Aquin</u>	NH (--)	1
17	<u>Harley, Re'Quan</u>	9	<u>CS Northridge</u>	NH (--)	1
18	<u>Doublin, Tony</u>	9	<u>Bowie State</u>	NH (--)	1

Womens High Jump College Flight #1

					<a href="#">Back to top</a>
Name	Yr	School	Finals	H#	Pts
1	<u>Melville, Amber</u>	12	<u>Maryland</u>	1.83m (6'0)	1 10
2	<u>Gray, Nakita</u>	11	<u>South Carolina</u>	1.80m (5'10.75)	1 8
3	<u>LaFond, Thea</u>	12	<u>Maryland</u>	1.80m (5'10.75)	1 6
4	<u>Hagens, Lisanne</u>	10	<u>Arizona</u>	1.80m (5'10.75)	1 5
5	<u>Boss, Logan</u>	9	<u>Mississippi Stat</u>	1.77m (5'9.5)	1 4
6	<u>Laurel, Isabella</u>	9	<u>Maryland</u>	1.77m (5'9.5)	1 3
10	<u>Whitson, Morgan</u>	12	<u>Missouri</u>	1.73m (5'8)	1
11	<u>Ellenwood, Georgia</u>	9	<u>Wisconsin</u>	1.73m (5'8)	1
12	<u>O'Connor, Christina</u>	12	<u>East Stroudsburg</u>	1.73m (5'8)	1
13	<u>Wade, Peyton</u>	9	<u>Maryland</u>	1.73m (5'8)	1

14	<u>Avery, Courtney</u>	10 <u>Lehigh</u>	1.73m (5'8)	1	
7	<u>Johonnot, Karli</u>	11 <u>Duke</u>	1.73m (5'8)	1	1
8	<u>McEaddy, Shakayla</u>	12 <u>Arizona</u>	1.73m (5'8)	1	1
9	<u>Wright-Harmon, Kyaira</u>	11 <u>Long Island U -</u>	1.73m (5'8)	1	1
15	<u>Magee, Madelyn</u>	11 <u>Columbia</u>	1.69m (5'6.5)	1	
16	<u>Land, Mimi</u>	11 <u>Clemson</u>	1.69m (5'6.5)	1	
17	<u>Bougard, Erica</u>	12 <u>Mississippi Stat</u>	1.69m (5'6.5)	1	
18	<u>Graham, Sarah</u>	11 <u>South Carolina</u>	1.69m (5'6.5)	1	
19	<u>Njoku, Gladys</u>	11 <u>Stevens IT (NJ)</u>	1.69m (5'6.5)	1	
20	<u>Busack, Inka</u>	11 <u>Princeton</u>	1.69m (5'6.5)	1	
21	<u>McDonald, Fabia</u>	12 <u>Mississippi</u>	1.69m (5'6.5)	1	
22	<u>Sutherland, Emma</u>	12 <u>San Jose State</u>	1.69m (5'6.5)	1	
23	<u>Lampert, Allison</u>	11 <u>Central Florida</u>	1.69m (5'6.5)	1	
24	<u>Bikanova, Saija</u>	11 <u>Connecticut</u>	1.65m (5'4.75)	1	
25	<u>French, Lydia</u>	12 <u>CS Northridge</u>	1.65m (5'4.75)	1	
26	<u>Jordan, Deidra</u>	12 <u>Bethune-Cookman</u>	1.65m (5'4.75)	1	
27	<u>Jackson, Qizeah</u>	9 <u>North Carolina A</u>	1.65m (5'4.75)	1	
28	<u>Pickens, Ashleigh</u>	11 <u>Cincinnati</u>	1.65m (5'4.75)	1	
29	<u>Appiah, Margaret</u>	10 <u>BYU</u>	1.65m (5'4.75)	1	
30	<u>Ingram, Keianna</u>	9 <u>Tiffin</u>	1.65m (5'4.75)	1	
31	<u>Reid, Rochelle</u>	12 <u>Albany</u>	1.65m (5'4.75)	1	
32	<u>Kluz, Jessica</u>	9 <u>Wayne St.</u>	NH (--)	1	
33	<u>Dardir, Amira</u>	12 <u>Stevens IT (NJ)</u>	NH (--)	1	
34	<u>Maxson, Sarah</u>	11 <u>Clemson</u>	NH (--)	1	
35	<u>Bonds, Tiana</u>	9 <u>Arizona</u>	NH (--)	1	

Womens High Jump College Flight #2

[Back to top](#)

Name	Yr School	Finals	H#	Pts
1	<u>Morton, Breasha</u>	9 <u>ASA College</u>	1.69m (5'6.5)	1
2	<u>Hilla, Meagan</u>	9 <u>Army</u>	1.65m (5'4.75)	1
3	<u>Schwan, Julia</u>	10 <u>St John's (NY)</u>	1.65m (5'4.75)	1
4	<u>Kelly, Brittany</u>	9 <u>Mississippi</u>	1.60m (5'2.75)	1
5	<u>Pacella, Madeline</u>	10 <u>Albany</u>	1.60m (5'2.75)	1
6	<u>Jewett, Olympia</u>	12 <u>CS Northridge</u>	1.60m (5'2.75)	1
7	<u>Thompson, Alyssa</u>	9 <u>Arizona</u>	1.60m (5'2.75)	1
10	<u>Morrello, Eryka</u>	11 <u>CS Los Angeles</u>	NH (--)	1
11	<u>Coakley, McKenna</u>	10 <u>Monmouth (NJ)</u>	NH (--)	1
12	<u>Harewood, Casey</u>	9 <u>Monmouth (NJ)</u>	NH (--)	1
13	<u>Acker, Kebreyona</u>	9 <u>Central Florida</u>	NH (--)	1
14	<u>Buchanan, Radiya</u>	12 <u>St John's (NY)</u>	NH (--)	1
15	<u>Williams, Annabelle</u>	11 <u>McGill</u>	NH (--)	1
16	<u>Sper, Karsen</u>	11 <u>San Diego State</u>	NH (--)	1
8	<u>Kanyo, Emi</u>	10 <u>Connecticut</u>	NH (--)	1
9	<u>Braxton, Nailah</u>	10 <u>Albany</u>	NH (--)	1

Mens Long Jump Flight #1

[Back to top](#)

Name	Yr School	Finals	Wind	H#	Pts
1	<u>Armstrong, Amir</u>	12 <u>Long Island U -</u>	6.58m (21'7)	nwi	1
2	<u>Ivie, Harrison</u>	12 <u>Arizona</u>	6.53m (21'5)	nwi	1
3	<u>Vaucelle, Simon</u>	<u>University of Po</u>	6.43m (21'1)	nwi	1
4	<u>Knotts, Eliot</u>	12 <u>Army</u>	6.42m (21'0.75)	nwi	1
5	<u>Valalik, Tyler</u>	12 <u>New Haven</u>	6.36m (20'10.25)	nwi	1
6	<u>Beavers, Nick</u>	10 <u>Army</u>	6.33m (20'9)	nwi	1
7	<u>van Ryswyk, Riley</u>	12 <u>McGill</u>	6.29m (20'7.5)	nwi	1
8	<u>Pollitt, Justyce</u>	10 <u>Rowan</u>	6.06m (19'10.5)	nwi	1
9	<u>Johnson, Kevin</u>	11 <u>Bowie State</u>	5.91m (19'4.5)	nwi	1

10	<u>Deniz, Brandon</u>	12	<u>NYU</u>	5.65m (18'6.25)	nwi	1
11	<u>Ledesma, Alexis</u>	9	<u>NYU</u>	5.04m (16'6.25)	nwi	1
12	<u>Coats, Jairus</u>	10	<u>Bowie State</u>	ND (--)	nwi	1

Mens Long Jump Flight #2

[Back to top](#)

	Name	Yr	School	Finals	Wind	H#	Pts
1	<u>Matheson, Scott</u>	11	<u>BYU</u>	7.03m (23'0.75)	nwi	1	
2	<u>Cotnoir-Lacroix, Jean-Mi</u>	11	<u>Sherbrooke</u>	6.88m (22'6.75)	nwi	1	
3	<u>Seabury, JohnPaul</u>	9	<u>Army</u>	6.75m (22'1.75)	nwi	1	
4	<u>Whitaker, Ser</u>	11	<u>Missouri</u>	6.69m (21'11.25)	nwi	1	
5	<u>Steeves, Blake</u>	9	<u>BYU</u>	6.61m (21'8)	nwi	1	
6	<u>Golow, Dylan</u>	12	<u>McGill</u>	6.58m (21'7)	nwi	1	
7	<u>Chavis, Malcolm</u>	9	<u>Monmouth (NJ)</u>	6.53m (21'5)	nwi	1	
8	<u>Fakarode, Colonel</u>	10	<u>Albany</u>	6.48m (21'3)	nwi	1	
9	<u>Semon, Mande</u>	9	<u>Albany</u>	6.33m (20'9)	nwi	1	
10	<u>Walker, Jackson</u>	10	<u>BYU</u>	6.08m (19'11.25)	nwi	1	
11	<u>Chamalian, Peter</u>	9	<u>Rowan</u>	6.04m (19'9.75)	nwi	1	
12	<u>Cudequest, Taylor</u>	10	<u>CS Northridge</u>	5.94m (19'5.75)	nwi	1	
13	<u>Ibikunle, Semi</u>	12	<u>Penn</u>	5.92m (19'5)	nwi	1	

Mens Long Jump Flight #3

[Back to top](#)

	Name	Yr	School	Finals	Wind	H#	Pts
1	<u>Sanders, Tariq</u>	12	<u>Cincinnati</u>	7.06m (23'1.75)	nwi	1	
2	<u>Mwane, Berphy</u>		<u>University of Po</u>	7.04m (23'1)	nwi	1	
3	<u>Marini, Joseph</u>	12	<u>Monmouth (NJ)</u>	6.72m (22'0.5)	nwi	1	
4	<u>Ricou, Pierre-Louis</u>		<u>University of Po</u>	6.70m (21'11.75)	nwi	1	
5	<u>Williams, Amanze</u>	12	<u>Connecticut</u>	6.69m (21'11.25)	nwi	1	
6	<u>Hawkins, Myles</u>	9	<u>Arizona</u>	6.67m (21'10.5)	nwi	1	
7	<u>Delaitre, Maxime</u>		<u>University of Po</u>	6.62m (21'8.5)	nwi	1	
8	<u>Bloom, Alex</u>	9	<u>Cincinnati</u>	6.57m (21'6.5)	nwi	1	
9	<u>Rock, Ian</u>	12	<u>Duke</u>	6.46m (21'2.25)	nwi	1	
10	<u>Leemet, Markus</u>	11	<u>South Carolina</u>	6.45m (21'1.75)	nwi	1	
11	<u>Nelson, Sharlanjo</u>	9	<u>Hampton</u>	6.26m (20'6.25)	nwi	1	

Mens Long Jump Flight #4

[Back to top](#)

	Name	Yr	School	Finals	Wind	H#	Pts
1	<u>Maugein, Maxime</u>		<u>University of Po</u>	7.14m (23'5)	nwi	1	3
2	<u>Aguirre, Adam</u>	10	<u>Mississippi</u>	6.98m (22'10.75)	nwi	1	
3	<u>Roberts, Kevin</u>	9	<u>Tiffin</u>	6.96m (22'10)	nwi	1	
4	<u>Tumba, Tatenda</u>	9	<u>BYU</u>	6.88m (22'6.75)	nwi	1	
5	<u>Wright, Jimel</u>	12	<u>Bethune-Cookman</u>	6.88m (22'6.75)	nwi	1	
6	<u>Arriola, Issac</u>	9	<u>Hampton</u>	6.88m (22'6.75)	nwi	1	
7	<u>Smith, Sawyer</u>	9	<u>Wisconsin</u>	6.71m (22'0)	nwi	1	
8	<u>Foss, Charlie</u>	11	<u>Wisconsin</u>	6.66m (21'10)	nwi	1	
9	<u>Vogt, Liam</u>	11	<u>Monmouth (NJ)</u>	6.66m (21'10)	nwi	1	
10	<u>Johnson, Tanner</u>	9	<u>Duke</u>	6.63m (21'9)	nwi	1	
11	<u>Corbett, Marquise</u>	10	<u>Tiffin</u>	6.62m (21'8.5)	nwi	1	
12	<u>Wakefield, Lance</u>	9	<u>Rowan</u>	6.49m (21'3.5)	nwi	1	

Mens Long Jump Flight #5

[Back to top](#)

	Name	Yr	School	Finals	Wind	H#	Pts
1	<u>Silly, Elliot</u>		<u>University of Po</u>	7.33m (24'0.5)	nwi	1	6
2	<u>Williams, Nicholas</u>	11	<u>Bethune-Cookman</u>	7.31m (23'11.75)	nwi	1	5
3	<u>Gallaughner, Robbie</u>	9	<u>Western Ontario</u>	7.31m (23'11.75)	nwi	1	4
4	<u>Walker-Khan, Adam</u>	10	<u>Long Island U -</u>	7.06m (23'1.75)	nwi	1	1

5	<u>Leeper, Greg</u>	10 <u>Princeton</u>	6.97m (22'10.25)	nwi	1
6	<u>Mortensen, Brandon</u>	9 <u>Wisconsin</u>	6.96m (22'10)	nwi	1
7	<u>Price, Emmanuel</u>	11 <u>Hampton</u>	6.95m (22'9.5)	nwi	1
8	<u>Carpenter, Shai</u>	12 <u>Clemson</u>	6.87m (22'6.25)	nwi	1
9	<u>Webster, Josh</u>	10 <u>CS Northridge</u>	6.82m (22'4.5)	nwi	1
10	<u>Landis, John</u>	11 <u>Connecticut</u>	6.67m (21'10.5)	nwi	1
11	<u>Lacroix, Harley</u>	11 <u>Connecticut</u>	6.56m (21'6.25)	nwi	1
12	<u>Kamara, Ishmael</u>	11 <u>Clemson</u>	6.55m (21'5.75)	nwi	1
13	<u>Williams, Tye</u>	9 <u>South Carolina</u>	6.19m (20'3.5)	nwi	1

Mens Long Jump Flight #6

[Back to top](#)

Name	Yr	School	Finals	Wind	H#	Pts
1	<u>Quarles, Frank</u>	10 <u>North Carolina A</u>	7.66m (25'1.5)	nwi	1	10
2	<u>Fisher, Kenneth</u>	10 <u>Bethune-Cookman</u>	7.44m (24'4.75)	nwi	1	8
11	<u>Thomas, Chaz</u>	<u>Central Park Tra</u>	7.22m (23'8.25)	nwi	1	
3	<u>Eze, Emeka</u>	11 <u>Rutgers</u>	7.10m (23'3.5)	nwi	1	2
4	<u>Villanueva, Sergio</u>	9 <u>Cincinnati</u>	7.05m (23'1.5)	nwi	1	
5	<u>Pitt, Thomas</u>	11 <u>Penn</u>	6.96m (22'10)	nwi	1	
6	<u>Young, Phillip</u>	12 <u>Mississippi</u>	6.96m (22'10)	nwi	1	
7	<u>Reed, Willie</u>	9 <u>Mississippi Stat</u>	6.95m (22'9.5)	nwi	1	
8	<u>Hardy, Donmanique</u>	10 <u>Hampton</u>	6.88m (22'6.75)	nwi	1	
9	<u>Greene, Branden</u>	10 <u>Mississippi</u>	6.81m (22'4)	nwi	1	
10	<u>Moore, Isaiah</u>	9 <u>South Carolina</u>	6.73m (22'0.75)	nwi	1	

Womens Long Jump College Flight #1

[Back to top](#)

Name	Yr	School	Finals	Wind	H#	Pts
1	<u>Reinfels, Helena</u>	11 <u>McGill</u>	5.38m (17'7.75)	nwi	1	
2	<u>Becker, Ariel</u>	10 <u>Princeton</u>	5.19m (17'0.25)	nwi	1	
3	<u>Graham, Erica</u>	9 <u>St John's (NY)</u>	5.01m (16'5)	nwi	1	
4	<u>Ras, Nicole</u>	10 <u>Rowan</u>	4.94m (16'2.25)	nwi	1	
5	<u>Baker, Savannah</u>	10 <u>Army</u>	4.86m (15'11.25)	nwi	1	
6	<u>Motes, Anna</u>	9 <u>Army</u>	4.80m (15'8.75)	nwi	1	
7	<u>Atkinson, Anastasia</u>	10 <u>Monmouth (NJ)</u>	4.79m (15'8.5)	nwi	1	
8	<u>Shimonov, Rebecca</u>	11 <u>NYU</u>	4.78m (15'8)	nwi	1	
9	<u>Smith, Kalayha</u>	9 <u>Rowan</u>	4.18m (13'8.5)	nwi	1	
10	<u>Dickey, Treyniqua</u>	10 <u>Bowie State</u>	4.17m (13'8)	nwi	1	
11	<u>Settle, Attiyya</u>	9 <u>NYU</u>	4.05m (13'3.25)	nwi	1	
12	<u>Butler, Tatayana</u>	9 <u>Rowan</u>	3.98m (13'0.5)	nwi	1	
13	<u>Kelly, Brittany</u>	9 <u>Mississippi</u>	3.62m (11'10.5)	nwi	1	

Womens Long Jump College Flight #2

[Back to top](#)

Name	Yr	School	Finals	Wind	H#	Pts
1	<u>Baum, Alexandra</u>	12 <u>Albany</u>	5.46m (17'10.75)	nwi	1	
2	<u>Sonaike, Adefunke</u>	11 <u>Columbia</u>	5.40m (17'8.5)	nwi	1	
3	<u>Kucheravy, Caila</u>	11 <u>McGill</u>	5.38m (17'7.75)	nwi	1	
4	<u>Berger, Gillian</u>	11 <u>Penn</u>	5.37m (17'7.25)	nwi	1	
5	<u>Coleman, Alexandria</u>	11 <u>Tiffin</u>	5.35m (17'6.5)	nwi	1	
6	<u>Jiang, Emily</u>	9 <u>Penn</u>	5.24m (17'2.25)	nwi	1	
7	<u>Watson, Kayla</u>	12 <u>Bowie State</u>	5.05m (16'6.75)	nwi	1	
8	<u>Wright, Chelsea</u>	10 <u>Hampton</u>	5.05m (16'6.75)	nwi	1	
9	<u>Schwan, Julia</u>	10 <u>St John's (NY)</u>	5.04m (16'6.25)	nwi	1	
10	<u>Miskel, Victoria</u>	11 <u>Monmouth (NJ)</u>	4.91m (16'1.25)	nwi	1	
11	<u>Anthony, Sydnie</u>	9 <u>Tiffin</u>	4.85m (15'10.75)	nwi	1	
12	<u>Fernandes, T'Icis</u>	10 <u>CS Los Angeles</u>	4.74m (15'6.5)	nwi	1	

Womens Long Jump College Flight #3

[Back to top](#)

Name	YrSchool	Finals	Wind	H#	Pts
1 <u>Ronde, Sara</u>	11 <u>Princeton</u>	5.67m (18'7)	nwi	1	
2 <u>Jewett, Olympia</u>	12 <u>CS Northridge</u>	5.66m (18'6.75)	nwi	1	
3 <u>Johonnot, Karli</u>	11 <u>Duke</u>	5.63m (18'5.5)	nwi	1	
4 <u>Wade, Peyton</u>	9 <u>Maryland</u>	5.53m (18'1.5)	nwi	1	
5 <u>Avant, Kamara</u>	11 <u>Tiffin</u>	5.43m (17'9.75)	nwi	1	
6 <u>Thomas, Jayme</u>	9 <u>Hampton</u>	5.32m (17'5.25)	nwi	1	
7 <u>Lanzafame, Alex</u>	10 <u>Princeton</u>	5.30m (17'4.5)	nwi	1	
8 <u>Marcus, Jalilissa</u>	9 <u>Bethune-Cookman</u>	5.28m (17'3.75)	nwi	1	
9 <u>Biney, Barbara</u>	9 <u>Penn</u>	5.21m (17'1)	nwi	1	
10 <u>Spivey, Carlecia</u>	9 <u>Bethune-Cookman</u>	4.94m (16'2.25)	nwi	1	
11 <u>Sup, McKenzie</u>	9 <u>Columbia</u>	4.89m (16'0.5)	nwi	1	

Womens Long Jump College Flight #4 [Back to top](#)

Name	YrSchool	Finals	Wind	H#	Pts
1 <u>Francis, Janel</u>	11 <u>Richmond</u>	5.66m (18'6.75)	nwi	1	
2 <u>Jordan, Deidra</u>	12 <u>Bethune-Cookman</u>	5.62m (18'5.25)	nwi	1	
3 <u>Greene, Tanisha</u>	11 <u>Hampton</u>	5.55m (18'2.5)	nwi	1	
4 <u>Gregory, Karly</u>	10 <u>Duke</u>	5.54m (18'2)	nwi	1	
5 <u>Dicks, Natasha</u>	10 <u>South Carolina</u>	5.49m (18'0)	nwi	1	
6 <u>Onuoha, Anointing</u>	9 <u>St John's (NY)</u>	5.45m (17'10.5)	nwi	1	
7 <u>Bonneau, Audrey</u>	11 <u>Sherbrooke</u>	5.44m (17'10)	nwi	1	
8 <u>Cartwright, Devinn</u>	11 <u>Central Florida</u>	5.36m (17'7)	nwi	1	
9 <u>Poindexter, Niema</u>	9 <u>CS Northridge</u>	5.22m (17'1.5)	nwi	1	
10 <u>Kobolak, Amaris</u>	10 <u>Penn</u>	5.21m (17'1)	nwi	1	
11 <u>Berry, Sydney</u>	9 <u>CS Northridge</u>	5.11m (16'9)	nwi	1	

Womens Long Jump College Flight #5 [Back to top](#)

Name	YrSchool	Finals	Wind	H#	Pts
1 <u>James, Aiyanna</u>	12 <u>Albany</u>	5.83m (19'1.5)	nwi	1	
2 <u>Ehrhardt, Caroline</u>	12 <u>Western Ontario</u>	5.81m (19'0.5)	nwi	1	
3 <u>Ford-Holland, Siobhan</u>	11 <u>Hampton</u>	5.81m (19'0.5)	nwi	1	
4 <u>Mbah, Kellsa</u>	9 <u>Cincinnati</u>	5.78m (18'11.5)	nwi	1	
5 <u>Ellenwood, Georgia</u>	9 <u>Wisconsin</u>	5.76m (18'10.75)	nwi	1	
6 <u>Newsome, Lanae</u>	9 <u>Mississippi</u>	5.70m (18'8.25)	nwi	1	
7 <u>Belot, Odrine</u>	11 <u>Connecticut</u>	5.67m (18'7)	nwi	1	
8 <u>Davis, Chalese</u>	11 <u>South Carolina</u>	5.64m (18'6)	nwi	1	
9 <u>Harden, Chantiel</u>	12 <u>CS Los Angeles</u>	5.56m (18'2.75)	nwi	1	
10 <u>King, Lia</u>	10 <u>Central Florida</u>	5.50m (18'0.5)	nwi	1	
11 <u>Richardson, Kayla</u>	9 <u>Maryland</u>	5.43m (17'9.75)	nwi	1	
12 <u>Iche, Oceane</u>	<u>University of Po</u>	5.38m (17'7.75)	nwi	1	
13 <u>Moreland, Kira</u>	10 <u>San Diego State</u>	5.17m (16'11.5)	nwi	1	

Womens Long Jump College Flight #6 [Back to top](#)

Name	YrSchool	Finals	Wind	H#	Pts
1 <u>Bougard, Erica</u>	12 <u>Mississippi Stat</u>	6.40m (20'11.75)	nwi	1	10
2 <u>Farquharson, Rochelle</u>	12 <u>Mississippi Stat</u>	6.07m (19'10.75)	nwi	1	8
3 <u>Murphy, Alexis</u>	11 <u>South Carolina</u>	6.06m (19'10.5)	nwi	1	6
4 <u>Lagarde, Mathilde</u>	<u>University of Po</u>	6.05m (19'10)	nwi	1	5
5 <u>Beaudet, Laurence</u>	12 <u>Sherbrooke</u>	6.04m (19'9.75)	nwi	1	4
6 <u>Latham, Deanna</u>	12 <u>Wisconsin</u>	5.99m (19'7.75)	nwi	1	3
7 <u>Thompson, Alyssa</u>	9 <u>Arizona</u>	5.98m (19'7.25)	nwi	1	2
8 <u>Flynn, Tiffaney</u>	9 <u>Mississippi Stat</u>	5.97m (19'7)	nwi	1	1
9 <u>Amsterdam, Iana</u>	10 <u>Clemson</u>	5.88m (19'3.5)	nwi	1	
10 <u>Maslowski, Teddi</u>	11 <u>Duke</u>	5.82m (19'1)	nwi	1	
11 <u>McDonald, Fabia</u>	12 <u>Mississippi</u>	5.74m (18'9.75)	nwi	1	

12	<u>Rossi, Marissa</u>	11	<u>CS Northridge</u>	5.72m (18'9)	nwi	1
13	<u>Terrell, Anasterasia</u>	10	<u>Clemson</u>	5.65m (18'6.25)	nwi	1
14	<u>White, Kierra</u>	12	<u>Mississippi</u>	5.61m (18'4.75)	nwi	1
15	<u>Harbaugh, Cambree</u>	9	<u>San Jose State</u>	5.60m (18'4.25)	nwi	1
16	<u>Johnson-Upshaw, Kelsey</u>	9	<u>San Jose State</u>	5.19m (17'0.25)	nwi	1

Mens Triple Jump College Flight #1

[Back to top](#)

	Name	Yr	School	Finals	Wind	H#	Pts
1	<u>Jett, Jordan</u>	12	<u>Penn</u>	13.93m (45'8.25)	nwi	1	
2	<u>Walter, Vincent</u>	11	<u>Southern-Baton R</u>	13.75m (45'1.25)	nwi	1	
3	<u>Johnson, Kevin</u>	11	<u>Bowie State</u>	13.60m (44'7.25)	nwi	1	
4	<u>Vogt, Liam</u>	11	<u>Monmouth (NJ)</u>	13.00m (42'7.75)	nwi	1	
5	<u>Cotnoir-Lacroix, Jean-Mi</u>	11	<u>Sherbrooke</u>	12.98m (42'7)	nwi	1	
6	<u>Anderson, Dexter</u>	9	<u>Rowan</u>	12.88m (42'3)	nwi	1	
7	<u>Webster, Zac</u>	9	<u>Wisconsin</u>	12.58m (41'3.25)	nwi	1	
8	<u>Sosoo, Bryan</u>	9	<u>Monmouth (NJ)</u>	ND (--)	nwi	1	

Mens Triple Jump College Flight #2

[Back to top](#)

	Name	Yr	School	Finals	Wind	H#	Pts
1	<u>Palmer, Jordan</u>	9	<u>Penn</u>	14.59m (47'10.25)	nwi	1	
2	<u>Mwane, Berphy</u>		<u>University of Po</u>	14.56m (47'9)	nwi	1	
3	<u>Fakarode, Colonel</u>	10	<u>Albany</u>	14.45m (47'4.75)	nwi	1	
4	<u>Willis, Devon</u>	9	<u>Albany</u>	14.43m (47'4)	nwi	1	
5	<u>Taylor, Thomas</u>	10	<u>Missouri</u>	14.26m (46'9.25)	nwi	1	
6	<u>Jeune, Matthew</u>	12	<u>New Haven</u>	14.07m (46'1.75)	nwi	1	
7	<u>Steeves, Blake</u>	9	<u>BYU</u>	14.05m (46'1)	nwi	1	
8	<u>Jebb, Alex</u>	12	<u>Duke</u>	13.67m (44'10)	nwi	1	
9	<u>Chamalian, Peter</u>	9	<u>Rowan</u>	12.93m (42'5)	nwi	1	
10	<u>Arriola, Issac</u>	9	<u>Hampton</u>	ND (--)	nwi	1	
11	<u>Ntonga, Nathanael</u>	9	<u>Sherbrooke</u>	ND (--)	nwi	1	

Mens Triple Jump College Flight #3

[Back to top](#)

	Name	Yr	School	Finals	Wind	H#	Pts
1	<u>Warren, John</u>	9	<u>Missouri</u>	15.62m (51'2.75)	nwi	1	6
2	<u>Walker-Khan, Adam</u>	10	<u>Long Island U -</u>	14.83m (48'7.75)	nwi	1	
3	<u>Armstrong, Amir</u>	12	<u>Long Island U -</u>	14.81m (48'7)	nwi	1	
4	<u>Williams, Amanze</u>	12	<u>Connecticut</u>	14.76m (48'5)	nwi	1	
5	<u>Price, Emmanuel</u>	11	<u>Hampton</u>	14.73m (48'3.75)	nwi	1	
6	<u>Crump-King, Jordan</u>	10	<u>Albany</u>	14.57m (47'9.5)	nwi	1	
7	<u>Williams, Nicholas</u>	11	<u>Bethune-Cookman</u>	14.57m (47'9.5)	nwi	1	
8	<u>Roberts, Kevin</u>	9	<u>Tiffin</u>	14.49m (47'6.25)	nwi	1	
9	<u>Webster, Josh</u>	10	<u>CS Northridge</u>	14.47m (47'5.5)	nwi	1	
10	<u>Marini, Joseph</u>	12	<u>Monmouth (NJ)</u>	14.28m (46'10)	nwi	1	
11	<u>Greene, Chris</u>	11	<u>Cincinnati</u>	13.99m (45'10.75)	nwi	1	
12	<u>Lacroix, Harley</u>	11	<u>Connecticut</u>	ND (--)	nwi	1	

Mens Triple Jump College Flight #4

[Back to top](#)

	Name	Yr	School	Finals	Wind	H#	Pts
1	<u>Young, Phillip</u>	12	<u>Mississippi</u>	16.05m (52'7.75)	nwi	1	10
2	<u>Smith, Keenan</u>	12	<u>North Carolina A</u>	15.91m (52'2.25)	nwi	1	8
11	<u>Parker, Rex</u>	12	<u>K.Miller SOWF</u>	15.53m (50'11.25)	nwi	1	
3	<u>Carodine, Tony</u>	11	<u>Missouri</u>	15.51m (50'10.5)	nwi	1	5
4	<u>Ilori, Jonathan</u>	11	<u>Missouri</u>	15.47m (50'9)	nwi	1	4
5	<u>Wright, Jimel</u>	12	<u>Bethune-Cookman</u>	15.38m (50'5.5)	nwi	1	3
6	<u>Owusu-Nyantekyi, Nana</u>	12	<u>Princeton</u>	15.07m (49'5.25)	nwi	1	2

7	<u>Russell, Lane</u>	9	<u>Princeton</u>	14.85m (48'8.5)	nwi	1	1
8	<u>Nwankwo, Michael</u>	12	<u>Cincinnati</u>	14.82m (48'7.25)	nwi	1	
9	<u>Holland, Derek</u>	12	<u>Maryland</u>	14.72m (48'3.5)	nwi	1	
10	<u>Wamer, Michael</u>	9	<u>South Carolina</u>	14.69m (48'2.25)	nwi	1	

#### Mens Triple Jump Invitational

[Back to top](#)

	Name	Yr	School	Finals	Wind	H#	Pts
1	<u>Claye, Will</u>		<u>Nike</u>	16.93m (55'6.5)	nwi	1	
2	<u>Craddock, Omar</u>		<u>Jump Corps</u>	16.87m (55'4)	nwi	1	
3	<u>Florant, Fabian</u>		<u>Asics</u>	16.36m (53'8)	nwi	1	
4	<u>Benard, Chris</u>		<u>World Express</u>	16.19m (53'1.25)	nwi	1	
5	<u>Doris, Troy</u>		<u>Sherbrooke</u>	16.08m (52'9)	nwi	1	
6	<u>Joseph, Ayata</u>		<u>Central Park Tra</u>	15.45m (50'8.25)	nwi	1	

#### Womens Triple Jump Flight #1

[Back to top](#)

	Name	Yr	School	Finals	Wind	H#	Pts
1	<u>Redwood, Roxanne</u>	10	<u>New Haven</u>	11.21m (36'9.25)	nwi	1	
2	<u>Kerkhof, Delaney</u>	9	<u>Princeton</u>	10.88m (35'8.25)	nwi	1	
3	<u>Miskel, Victoria</u>	11	<u>Monmouth (NJ)</u>	10.41m (34'1.75)	nwi	1	
4	<u>Baker, Savannah</u>	10	<u>Army</u>	10.10m (33'1.5)	nwi	1	
5	<u>Johnson, Kim</u>	9	<u>Rowan</u>	ND (--)	nwi	1	
6	<u>Taylor, Regan</u>	10	<u>Bowie State</u>	ND (--)	nwi	1	

#### Womens Triple Jump Flight #2

[Back to top](#)

	Name	Yr	School	Finals	Wind	H#	Pts
1	<u>Miller, Devinne</u>	9	<u>Penn</u>	11.07m (36'3.75)	nwi	1	
2	<u>Cooper, Nicole</u>	12	<u>Wagner</u>	11.06m (36'3.25)	nwi	1	
3	<u>Buchanan, Radiya</u>	12	<u>St John's (NY)</u>	10.90m (35'9)	nwi	1	
4	<u>Yeboah-Kodie, Alexis</u>	11	<u>Columbia</u>	10.87m (35'7.75)	nwi	1	
5	<u>Williams, Danielle</u>	10	<u>Missouri</u>	10.84m (35'6.75)	nwi	1	
6	<u>Lanzafame, Alex</u>	10	<u>Princeton</u>	10.81m (35'5.5)	nwi	1	
7	<u>Fields, Amanda</u>	10	<u>Penn</u>	10.61m (34'9.5)	nwi	1	
8	<u>Haywood, T'Sian</u>	12	<u>Albany</u>	10.50m (34'5.25)	nwi	1	
9	<u>Cooper, Madison</u>	9	<u>Wagner</u>	10.24m (33'7)	nwi	1	
10	<u>Higgs, Shequell</u>	10	<u>St John's (NY)</u>	ND (--)	nwi	1	
11	<u>Thomas, Jayme</u>	9	<u>Hampton</u>	ND (--)	nwi	1	

#### Womens Triple Jump Flight #3

[Back to top](#)

	Name	Yr	School	Finals	Wind	H#	Pts
1	<u>Sonaike, Adefunke</u>	11	<u>Columbia</u>	11.88m (38'11.5)	nwi	1	
2	<u>Richardson, Chloe</u>	10	<u>BYU</u>	11.51m (37'9)	nwi	1	
3	<u>Brown, Summer</u>	11	<u>Bethune-Cookman</u>	11.40m (37'4.75)	nwi	1	
4	<u>Montague, Liz</u>	9	<u>Richmond</u>	11.29m (37'0.25)	nwi	1	
5	<u>Price, Kimberly</u>	12	<u>Monmouth (NJ)</u>	11.20m (36'8.75)	nwi	1	
6	<u>Thompson, Jenny</u>	12	<u>Penn</u>	11.11m (36'5.25)	nwi	1	
7	<u>Brown, Jewel</u>	10	<u>Rowan</u>	11.07m (36'3.75)	nwi	1	
8	<u>Poindexter, Niema</u>	9	<u>CS Northridge</u>	10.89m (35'8.5)	nwi	1	
9	<u>Wilson, Jewel</u>	9	<u>Wayne St.</u>	10.71m (35'1.5)	nwi	1	
10	<u>Davis, Chyna</u>	12	<u>Tiffin</u>	ND (--)	nwi	1	
11	<u>Palomino, Kelsey</u>	10	<u>New Haven</u>	ND (--)	nwi	1	

#### Womens Triple Jump Flight #4

[Back to top](#)

	Name	Yr	School	Finals	Wind	H#	Pts
1	<u>Bastien, Solene</u>	11	<u>Albany</u>	12.13m (39'9.5)	nwi	1	
2	<u>Mitchell, Tiara</u>	12	<u>New Haven</u>	12.03m (39'5.5)	nwi	1	
3	<u>Williams, Anna</u>	10	<u>Columbia</u>	11.99m (39'4)	nwi	1	

4	<u>Iloanya, Nicole</u>	9	<u>San Jose State</u>	11.96m (39'2.75)	nwi	1
5	<u>Lagarde, Mathilde</u>		<u>University of Po</u>	11.92m (39'1.25)	nwi	1
6	<u>Rossi, Marissa</u>	11	<u>CS Northridge</u>	11.74m (38'6)	nwi	1
7	<u>Ford-Holland, Siobhan</u>	11	<u>Hampton</u>	11.65m (38'2.5)	nwi	1
8	<u>Leath, Cydney</u>	11	<u>CS Northridge</u>	11.60m (38'0.5)	nwi	1
9	<u>Baum, Alexandra</u>	12	<u>Albany</u>	11.56m (37'11)	nwi	1
10	<u>Johnson-Upshaw, Kelsey</u>	9	<u>San Jose State</u>	11.17m (36'7.75)	nwi	1
11	<u>Newsome, Lanae</u>	9	<u>Mississippi</u>	ND (--)	nwi	1

Womens Triple Jump Flight #5

[Back to top](#)

	Name	Yr	School	Finals	Wind	H#	Pts
1	<u>Eke, Nadia</u>	12	<u>Columbia</u>	13.17m (43'2.5)	nwi	1	10
2	<u>Morrison, LeAnna</u>	11	<u>South Carolina</u>	12.96m (42'6)	nwi	1	8
3	<u>Ehrhardt, Caroline</u>	12	<u>Western Ontario</u>	12.91m (42'4.25)	nwi	1	6
4	<u>Brinker, Ebony</u>	12	<u>Mississippi Stat</u>	12.77m (41'10.75)	nwi	1	5
5	<u>LaFond, Thea</u>	12	<u>Maryland</u>	12.59m (41'3.5)	nwi	1	4
6	<u>Belot, Odrine</u>	11	<u>Connecticut</u>	12.52m (41'0.75)	nwi	1	3
7	<u>Flynn, Tiffaney</u>	9	<u>Mississippi Stat</u>	12.47m (40'10.75)	nwi	1	2
8	<u>Abrahamsson, Rebecka</u>	9	<u>Cincinnati</u>	12.44m (40'9.75)	nwi	1	1
9	<u>Conyers, Briana</u>	12	<u>New Haven</u>	12.29m (40'3.75)	nwi		
10	<u>Harbaugh, Cambree</u>	9	<u>San Jose State</u>	11.81m (38'8.75)	nwi		
11	<u>Dicks, Natasha</u>	10	<u>South Carolina</u>	ND (--)	nwi		

Team Scores

Men's Team Standings

1	Wisconsin	58
2	South Carolina	49
3	Clemson	47.5
4	Missouri	45
5	Princeton	39
6	Miss State	38
7	BYU	36
7	Mississippi	36
9	Columbia	32
10	Duke	31
11	Bethune-Cookman	27
11	N. Carolina A&T	27
13	Albany	25
14	Cincinnati	24
15	Arizona	22.5
16	ASA College	21
17	Penn	20.5
18	Connecticut	16
18	Toronto	16
19	Windsor	16
21	Army	14
22	Monmouth	12
23	Hampton	11
24	Lehigh	9.5
25	University of Poitiers	9
26	Adelphi	8
26	Kent State	8
27	Ottawa	8
29	Tiffin	7.5
30	Western Ontario	5
31	McGill	4
31	Sherbrooke	4
32	Wagner	4

34 Carleton University 3  
35 Rutgers 2  
35 Southern 2  
37 New Haven 1.5  
38 East Stroudsburg 1  
38 LIU Brooklyn 1

Women's Team Standings

1 Miss State 84  
2 Duke 71  
3 Clemson 56  
4 South Carolina 55  
5 Missouri 52  
6 Wisconsin 34  
7 Princeton 33  
7 Toronto 33  
9 Maryland 30  
10 Arizona 29  
11 Cincinnati 26  
12 Western Ontario 23  
13 Penn 20  
14 Columbia 17  
15 Albany 16  
15 Connecticut 16  
17 San Diego St. 15  
18 Mississippi 14  
18 Monmouth 14  
20 Hampton 13  
20 Sherbrooke 13  
22 Stevens Institute 10  
22 UCF 10  
24 British Columbia 7  
24 Ottawa 7  
26 Bethune-Cookman 6  
26 BYU 6  
28 Lehigh 5  
28 University of Poitiers 5  
30 Richmond 4  
31 Army 3  
31 Cal St. Northridge 3  
32 Carleton University 3  
34 New Haven 2  
34 Tiffin 2  
36 LIU Brooklyn 1  
36 N. Carolina A&T 1  
37 Wagner 1