

# ***TEAM & INDIVIDUAL RECORDS***

NCAA

WORLD SERIES

1971 1979

1981 1985

1990 1997

1998 2007

NCAA

WORLD SERIES

2000

2001

2007



*Senior Jeffrey Rea piled up a school-record 335 hits during his four-year MSU career, third-most hits in SEC baseball history.*



# INDIVIDUAL HITTING RECORDS

## HITTING

### GAMES PLAYED

SEASON: 71 (by 7 players, 1990)  
CAREER: 251 (Burke Masters, 1987-90)

### AT BATS

GAME: 8 (Burke Masters vs. Alabama, 5/7/89; Bill Etheridge vs. Mississippi, 1963; Steve Gendron at Georgia, 5/11/03)  
SEASON: 287 (David Mitchell, 1990)  
CAREER: 967 (Richard Lee, 1995-98)

### RUNS SCORED

GAME: 6 (Terry Murphy vs. Vanderbilt, 1956)  
SEASON: 87 (Rafael Palmeiro, 1984)  
CAREER: 232 (Dan Van Cleve, 1981-85)

### HITS

GAME: 6 (Burke Masters vs. Florida State, 5/26/90; Tracy Echols vs. Kentucky, 4/30/89; Don Bell vs. Arkansas, 4/15/66; Terry Murphy vs. Vanderbilt, 4/7/56)  
SEASON: 103 (Brian Wiese, 1998)  
CAREER: 335 (Jeffrey Rea, 2004-07)

### DOUBLES

GAME: 3 [Multiple; Last: Michael Brown vs. Mississippi (3/28/01)]  
SEASON: 27 (Pete Young, 1989)  
CAREER: 71 (Travis Chapman, 1997-2000)

### TRIPLES

INNING: 2 (Don Gardiner vs. Vanderbilt, 4/7/56)  
GAME: 2 (Brad Winkler vs. Alabama, 3/15/80-G. 1; Larry Pavlou vs. USM, 3/25/79; Spud Wieniewitz vs. Alabama, 1974; Don Gardiner vs. Vanderbilt, 4/7/56)  
SEASON: 12 (Mike Kelley, 1979)  
CAREER: 20 (Mike Kelley, 1976-79)

### HOME RUNS

GAME: 3 (Brad Jones at Southern Miss, 4-6-04; Tommy Raffo vs. Delta State, 4/11/90; Dan Parada vs. Miss. College, 4/28/86; Rafael Palmeiro vs. Jackson State, 4/16/84-G. 1; Del Bender vs. Birmingham-Southern, 4/19/78; Del Unser vs. Mississippi, 5/9/65)  
SEASON: 29 (Rafael Palmeiro, 1984; Bruce Castoria, 1981)  
CAREER: 67 (Rafael Palmeiro, 1983-85)

### GRAND SLAMS

GAME: 1 [By many; Last: Brian LaNinfa, 4/5/06]  
SEASON: 4 (Bruce Castoria, 1981)  
CAREER: 5 (Bruce Castoria, 1979-82)

### RUNS BATTED IN

GAME: 10 (Rafael Palmeiro vs. Jackson State, 4/16/84-Gm 1; Bruce Castoria vs. UNLV, 3/15/81-Gm 1)  
SEASON: 98 (Bruce Castoria, 1981)  
CAREER: 265 (Richard Lee, 1995-98)

### BATTING AVERAGE

SEASON: .459 (Nat Showalter, 1977)  
CAREER: .391 (Will Clark, 1983-85)

### TOTAL BASES

GAME: 14 (Tommy Raffo vs. Delta St. 4/11/90; Del Unser vs. Mississippi, 5/9/65)  
SEASON: 209 (Rafael Palmeiro, 1984)  
CAREER: 544 (Richard Lee, 1995-98)

### SLUGGING PERCENTAGE

SEASON: .886 (Rafael Palmeiro, 1984-209 TB/ 236 AB)  
CAREER: .811 (Will Clark, 1983-85 — 433 TB/ 534 AB)

### HITTING STREAK

SEASON: 30 games (Thomas Berkery, 2006)  
CAREER: 31 games (Rex Buckner, last 13 games in '92— first 18 games in '93)

### STRIKEOUTS

SEASON: 71 (David Hayman, 1996)  
CAREER: 224 (David Hayman, 1993-96)

### BASES ON BALLS

GAME: 5 (Brad Winkler vs. Arizona, 3/11/81)  
SEASON: 69 (Jody Hurst, 1989)  
CAREER: 164 (Brad Winkler, 1980-83)

### STOLEN BASES

GAME: 4 (Brad Winkler vs. Arizona, 3/11/81)  
SEASON: 38 (Dan Van Cleve, 1985)  
CAREER: 79 (Mike Kelley, 1976-79)

### HIT BY PITCH


GAME: 19 (Travis Chapman, 2000)  
CAREER: 44 (Travis Chapman, 1997-2000)

### SACRIFICE HITS

SEASON: 8 (Ryan McGrath, 2000)  
CAREER: 10 (Steve Hill, 1975-77)

### SACRIFICE FLIES

SEASON: 9 (Richard Lee, 1997)  
CAREER: 22 (Travis Chapman, 1997-2000)



Three Mississippi State players have reached the 100-hit milestone in a single season, and all were a part of MSU's 1997 and 1998 College World Series teams — Richard Lee (left), Tommy Raffo and Brian Wiese.

# INDIVIDUAL PITCHING & FIELDING RECORDS



## PITCHING

### APPEARANCES

Season: 39 (Jon Harden, 1992; Van Johnson, 1997)  
Career: 115 (Van Johnson, 1995-98)

### RELIEF APPEARANCES

Season: 39 (Jon Harden, 1992; Van Johnson, 1997)  
Career: 115 (Van Johnson, 1995-98)

### GAMES STARTED

Season: 22 (Bobby Reed, 1990)  
Career: 63 (Jeff Brantley, 1982-85)

### GAMES WON

Season: 18 (Jeff Brantley, 1985)  
Career: 45 (Jeff Brantley, 1982-85)

### GAMES LOST

Season: 7 (Butch Holmes, 1974; David Hooten, 1996)  
Career: 18 (Don Robinson, 1975-78)

### WINNING PERCENTAGE

Season: 1.000 — 10-0 (Frank Montgomery, 1962)  
Career: .857 — 18-3 (Jerry Thompson, 1968-71)

### EARNED RUN AVERAGE

Season: 0.63 (Dennis Hall, 1970)  
Career: 1.79 (Frank Montgomery, 1961-63)

### SAVES

Season: 13 (Scott Tanksley, 1994; Van Johnson, 1997)  
Career: 29 (Van Johnson, 1995-98)

### COMPLETE GAMES

Season: 16 (Don Mundie, 1981)  
Career: 36 (Mike Proffitt, 1969-72)

### SHUTOUTS

Season: 4 (Mike Proffitt, 1971; B.J. Wallace, 1992)  
Career: 11 (Mike Proffitt, 1969-72)

### CONSECUTIVE SCORELESS INNINGS

Season: 25.1 (Bobby Reed, 1988)

### INNINGS PITCHED

Game: 14 (James Carroll vs. Alabama, 4/2/66)  
Season: 145.2 (Jeff Brantley, 1985)  
Career: 427 (Jeff Brantley, 1982-85)

### STRIKEOUTS

Game: 26 (Willie Mitchell vs. LSU, 1909)  
Season: 174 (Eric DuBose, 1996)  
Career: 428 (Eric DuBose, 1995-97)

### WALKS

Game: 9 (Steve D'Ercole vs. Livingston (3/19/81)  
Season: 67 (Eric DuBose, 1997)  
Career: 175 (Jeff Brantley, 1982-85)

### WILD PITCHES

Game: 4 (Kyle Kennedy vs. LSU, 5/19/95; Nelson Arriete vs. Eastern Kentucky, 5/19/89; Gary Rath vs. Georgia, 3/29/92)  
Season: 20 (Eric DuBose, 1997)  
Career: 32 (Nelson Arriete, 1986-89)

### HOME RUNS ALLOWED

Season: 19 (Jeremy Jackson, 1998)  
Career: 32 (Jeremy Jackson, 1995-98)

### NO-HITTERS

Season: 1 (Gene Morgan vs. Hawaii-Hilo, 4/6/85; #-Don Robinson (6) & Gary Willoughby (1) vs. Western Illinois, 3/3/75-Gm 2; Jerry Thompson vs. Ill. Wesleyan (1971); Gene Henderson vs. Arkansas (5/5/70-Gm 2); \*-J.T. Peatross vs. Miss. College (4/6/18), R.H. Pepper vs. Miss. College (4/5/18), \*-Willie Mitchell vs. LSU (1909) # -Combined Shutout \* - Perfect Game

## FIELDING

### FIRST BASE

**SEASON**  
Putouts: 595 (Tommy Raffo, 1989)  
Assists: 53 (Will Clark, 1984)  
Chances: 653 (Tommy Raffo, 1989)  
Fielding Pct.: 1.000 (Chris Maloney, 1983)

**CAREER**  
Putouts: 1691 (Tommy Raffo, 1987-90)  
Assists: 140 (Tommy Raffo (1987-90)  
Chances: 1849 (Tommy Raffo, 1987-90)  
Fielding Pct.: .990 (Tommy Raffo, 1987-90)

### SECOND BASE

**SEASON**  
Putouts: 136 (Howie McCann, 1978)  
Assists: 181 (Scott Davidson, 1994)  
Chances: 313 (Pete White, 1983)  
Fielding Pct.: .979 (Burke Masters, 1989)

**CAREER**  
Putouts: 398 (Jeffrey Rea, 2004-07)  
Assists: 619 (Jeffrey Rea, 2004-07)  
Chances: 1,060 (Jeffrey Rea, 2004-07)  
Fielding Pct.: .976 (Howie McCann, 1977-78)

### THIRD BASE

**SEASON**  
Putouts: 67 (Lou Sottile, 1981)  
Assists: 145 (John Scott, 1985)  
Chances: 221 (John Scott, 1985)  
Fielding Pct.: .972 (Phil Still, 1971)

**CAREER**  
Putouts: 111 (Pete Young, 1987-89)  
Assists: 385 (Pete Young, 1987-89)  
Chances: 548 (Pete Young, 1987-89)  
Fielding Pct.: .935 (Chuck Daniel, 1989-92)

### SHORTSTOP

**SEASON**  
Putouts: 114 (Thomas Berkery, 2006)  
Assists: 206 (Jon Shave, 1990)  
Chances: 350 (Jon Shave, 1990)  
Fielding Pct.: .967 (Matthew Maniscalco, 2001)

**CAREER**  
Putouts: 387 (Matthew Maniscalco, 2000-03)  
Assists: 782 (Matthew Maniscalco, 2000-03)  
Chances: 1221 (Matthew Maniscalco, 2000-03)  
Fielding Pct.: .944 (Matthew Maniscalco, 2000-03)

### OUTFIELD

**SEASON**  
Putouts: 157 (Jody Hurst, 1989)  
Assists: 9 (Brooks Bryan, 1997)  
Chances: 165 (Jody Hurst, 1989)  
Fielding Pct.: 1.000 (Dave Klipstein, 1982)

**CAREER**  
Putouts: 413 (Tracy Echols, 1986-87, 1989-90)  
Assists: 21 (Mike Kelley, 1976-79)  
Chances: 446 (Tracy Echols, 1986-87, 1989-90)  
Fielding Pct.: .985 (Rafael Palmeiro, 1983-85)

### CATCHER

**SEASON**  
Putouts: 548 (Barry Patton, 1997)  
Assists: 51 (Jim Robinson, 1990)  
Chances: 603 (Barry Patton, 1997)  
Fielding Pct.: .995 (Frank Portera, 1967)

**CAREER**  
Putouts: 1127 (Barry Patton, 1995-98)  
Assists: 110 (Barry Winford, 1986-89)  
Chances: 1239 (Barry Patton, 1995-98)  
Fielding Pct.: .993 (Jim Robinson, 1988-90)

### SINGLE GAME HIGHS

Putouts: 23 — Bruce Castoria (South Alabama, 3/25/80)  
Assists: 10 — Gator Thiesen (Tennessee, 5/11/84)  
Chances: 24 — Bruce Castoria (South Alabama, 3/25/80)

Errors: 4 — Bruce Castoria (Alabama, 4/20/80), Scott Davidson (Louisiana Tech, 4/6/94-Game 1)  
Double Plays: 5 — Craig Filippi (Auburn, 3/19/83-Game 1)



# TEAM RECORDS

## AT-BATS

Game: 61 (vs. Mississippi, 1963) [15 innings]  
Season: 2510 (1990)

## RUNS

Game: 32 (vs. Jackson State, 4/29/88)  
Season: 633 (1997)

## HITS

Game: 30 (vs. Kentucky, 4/30/89)  
Season: 823 (1997)

## DOUBLES

Game: 11 (vs. Georgia, 3/12/88)  
Season: 157 (1989)

## TRIPLES

Game: 5 (vs. Southern Miss, 3/25/79)  
Season: 33 (1979)

## HOME RUNS

Game: 6 (vs. Kentucky, 4/30/89; Jackson State, 4/29/88;  
North Alabama, 4/6/88; South Carolina, 5/26/84)  
Season: 97 (1998)

## RUNS BATTED IN

Game: 31 (vs. Jackson State, 4/29/88)  
Season: 575 (1997)

## BATTING AVERAGE

Season: .335 (1999)

## TOTAL BASES

Game: 53 (vs. Kentucky, 4/30/89)  
Season: 1245 (1989)

## BASES ON BALLS

Game: 21 (vs. Nevada-Las Vegas, 3/15/81-Game 1)  
Season: 405 (1989)

## STRIKEOUTS

Season: 448 (1991)

## STOLEN BASES

Game: 9 (vs. Jackson State, 3/28/95; Southern Miss, 4/13/78)  
Season: 138 (1978)

## LOWEST EARNED RUN AVERAGE

Season: 1.61 (1957)

## INNINGS PITCHED

Game: 17 (vs. Mississippi, 2007)  
Season: 616.0 (1990)

## RUNS ALLOWED

Game: 24 (vs. Florida State, 1966)  
Season: 416 (1997)

## STRIKEOUTS

Game: 26 (vs. LSU, 1909)  
Season: 655 (1997)

## WALKS

Game: 16 (vs. New Orleans, 3/28/84)  
Season: 268 (1997)

## COMPLETE GAMES

Season: 42 (1981)

## SHUTOUTS

Season: 10 (1990)

## SAVES

Season: 21 (1998)

## PUTOUTS

Game: 45 (vs. Alabama, 5/7/89; Auburn, 3/22/87;  
Alabama, 1969; Mississippi, 1963)  
Season: 1848 (1990)

## ASSISTS

Game: 25 (vs. Arkansas State, 3/22/76-Game 1)  
Season: 779 (1989)

## CHANCES

Game: 69 (vs. Alabama, 5/7/89)  
Season: 2705 (1990)

## ERRORS

Game: 10 (vs. Memphis State, 1962)  
Season: 124 (1994)

## FIELDING PERCENTAGE

Season: .974 (2003)

## DOUBLE PLAYS

Game: 5 (vs. Auburn, 3/19/83-Game 1)  
Season: 69 (1997, 2006)

## TRIPLE PLAYS

Game: 1 (vs. Auburn-Montgomery, 3/9/91; William Carey,  
4/4/78-Game 2; Florida, 1962; Alabama, 1932)

## Miscellaneous Team Superlatives

Most Games Played: 71 (1990)

Most Wins: 54 (1989)

Most Losses: 25 (1995)

Highest Winning Pct.: .846 — 22-4 (1909)

Most Consecutive Wins: 15 (April 1-18, 1987)

Most Consecutive Losses: 9 (April 8-19, 1975)


Most SEC Wins: 20 (1989)

Most SEC Losses: 16 (1975 & 1995)

Highest SEC Winning Pct.: .906 — 14-1 (1962)

Most Consecutive SEC Wins: 14 (March 11-April 15, 1989)

Longest game: 17 innings & 4:58 (March 29, 2007 at Mississippi)



The 1989 Mississippi State University baseball team captured the Southeastern Conference championship and established a school record with 54 victories.



## Mississippi State . . .

Won 10 or more consecutive games: ..... Mar. 7 through Mar. 21, 2000 (10)  
 Won 15 or more consecutive games: ..... February 24 through March 24, 2006 (18)  
 Won 10 or more consecutive SEC games: ..... Mar. 11-Apr. 15, 1989 (14)  
 Lost five or more consecutive games: ..... Apr. 30-May 9, 2004 (6)  
 Lost five or more consecutive SEC games: ..... Apr. 25-May 9, 2004 (7)  
 Scored 20 or more runs in a game: ..... Mississippi Valley State (21) — May 2, 2006  
 Allowed 20 or more runs in a game: ..... South Carolina (20) — March 23, 2007  
 Hit consecutive home runs: ..... Auburn (Edward Easley & Mitch Moreland) — May 4, 2007  
 Hit three consecutive home runs: ..... at LSU (Matt Richardson, Michael Rutledge, Jeff Butts) — Mar. 24, 2006  
 Hit five or more home runs: ..... vs. Florida Atlantic (5) — June 3, 2005  
 Shut out an opponent: ..... at Florida State (3-0) — June 3, 2007  
 Shut out consecutive opponents: ..... at Mississippi (2-0) — Mar. 28, at Mississippi (7-0) — Mar. 29, 2003  
 Was shut out: ..... Mississippi (0-1) — April 11, 2006  
 Was shut out in consecutive games: ..... vs. LSU (DH) — April 12, 1986  
 Swept a conference doubleheader: ..... Mississippi — May 18, 2002  
 Was swept in a conference doubleheader: ..... at Georgia (7 inn. DH) — May 13, 2007  
 Swept a conference three-game series at home: ..... Auburn — May 4-6, 2007  
 Was swept in a three-game conference series at home: ..... Georgia — May 7-9, 2004  
 Swept a three-game conference series on the road: ..... at Alabama — May 21-23, 2004  
 Was swept in a three-game conference series on the road: ..... at Kentucky — May 12-14, 2006  
 Turned a triple play: ..... vs. Auburn-Montgomery — March 9, 1991  
 Committed five or more errors: ..... at Kentucky (5) — May 12, 2006

## A Mississippi State Player . . .

Hit two home runs in a game: ..... Mitch Moreland — April 3, 2006  
 Hit three home runs in a game: ..... Brad Jones at Southern Miss — April 6, 2004  
 Hit a grand slam home run: ..... Andy Rice vs. Auburn — May 6, 2007  
 Hit an inside-the-park home run: ..... Brad Corley vs. Louisiana Tech — May 12, 2004  
 Hit for the cycle: ..... Brad Freeman vs. South Alabama — February 17, 1998  
 Had six or more RBI in a game: ..... Brad Jones at Memphis (6) — April 18, 2006  
 Had five or more hits in a game: ..... Jeffrey Rea (5) — March 18, 2007  
 Had 10 or more total bases in a game: ..... Thomas Berkery vs. Mississippi (11) — May 19, 2006  
 Stole three or more bases in a game: ..... Mark Goforth (3) vs. Murray State — Feb. 23, 2007  
 Had 11 or more strikeouts in a game: ..... Justin Pigott vs. Auburn (11) — May 5, 2007  
 Had 15 or more strikeouts in a game: ..... Joey Collums vs. Jacksonville St. — March 3, 2002  
 Pitched a complete game: ..... Chad Crosswhite vs. Louisiana State (9) — April 20, 2007  
 Pitched a nine-inning, complete-game shutout: ..... Alan Johnson vs. Louisiana State (9) — May 3, 2003  
 Pitched a no-hitter: ..... Gene Morgan at Hawaii-Hilo — April 6, 1985  
 Pitched a perfect game: ..... J.T. Peatross vs. Mississippi College — April 6, 1918

NOTE: 2007 entries are shown underlined

MSU IN THE FINAL POLLS					
Year	Record	Collegiate Baseball	Baseball America	USA TODAY/ ESPN Coaches	NCBWA Writers
1962	21-5	<u>14</u>	—	—	—
1965	16-10	<u>29</u>	—	—	—
1966	20-11	<u>26</u>	—	—	—
1970	32-8	<u>10</u>	—	—	—
1971	32-12	<u>7</u>	—	—	—
1978	38-18	<u>14</u>	—	—	—
1979	48-12	<u>6</u>	—	—	—
1981	46-17	<u>6</u>	8	—	—
1983	42-15	<u>12</u>	13	—	—
1984	45-16	<u>10</u>	7	—	—
1985	50-15	<u>4</u>	3	—	—
1987	39-22	NR	<u>23</u>	—	—
1988	44-20	<u>23</u>	<u>12</u>	—	—
1989	54-14	<u>10</u>	<u>6</u>	—	—
1990	50-21	<u>5</u>	7	—	—
1991	42-21	<u>22</u>	NR	—	—
1992	40-22	<u>21</u>	NR	<u>21</u>	—
1993	41-21	<u>25</u>	NR	<u>21</u>	—
1996	38-24	<u>27</u>	NR	<u>24</u>	—
1997	47-21	<u>6</u>	7	<u>6</u>	—
1998	42-23	<u>6</u>	14	<u>6</u>	—
1999	42-21	<u>30</u>	NR	<u>24</u>	—
2000	41-20	<u>15</u>	15	<u>14</u>	—
2001	39-24	<u>14</u>	19	<u>17</u>	—
2003	42-20-1	<u>24</u>	24	<u>19</u>	21
2005	42-22	NR	22	<u>19</u>	33
2007	38-22	<u>8</u>	<u>8</u>	<u>8</u>	9

Highest final ranking by poll shown underlined

# SEC SERIES SWEEPS

## MSU AT DUDY NOBLE VS . . .

Alabama: ..... April 17-18, 1993  
 Arkansas: ..... April 25-26, 1992  
 Auburn: ..... May 4-6, 2007  
 Florida: ..... April 22-23, 1989  
 Georgia: ..... April 24-26, 1998  
 Kentucky: ..... March 15-17, 1996  
 LSU: ..... April 20-21, 1985  
 Mississippi: ..... May 18-19, 2002  
 South Carolina: ..... none on record  
 Tennessee: ..... April 28-30, 2000  
 Vanderbilt: ..... March 11-12, 2000

## MSU ON THE ROAD VS . . .

Alabama: ..... May 21-23, 2004  
 Arkansas: ..... March 21-23, 2003  
 Auburn: ..... April 17-18, 1998  
 Florida: ..... none on record  
 Georgia: ..... March 28-30, 1997  
 Kentucky: ..... April 1-3, 1994  
 LSU: ..... April 18-19, 1981  
 Mississippi: ..... March 28-30, 2003  
 South Carolina: ..... none on record  
 Tennessee: ..... none on record  
 Vanderbilt: ..... April 20-21, 1991

## SEC OPPONENTS VS. MSU AT DUDY NOBLE ...

Alabama: ..... none on record  
 Arkansas: ..... none on record  
 Auburn: ..... March 21-22, 1987  
 Florida: ..... May 3-5, 2002  
 Georgia: ..... May 7-9, 2004  
 Kentucky: ..... none on record  
 LSU: ..... April 2-3, 1971  
 Mississippi: ..... April 14-15, 1972  
 South Carolina: ..... none on record  
 Tennessee: ..... none on record  
 Vanderbilt: ..... none on record

## SEC OPPONENTS VS. MSU ON THE ROAD ...

Alabama: ..... May 10-12, 2002  
 Arkansas: ..... April 30-May 2, 1999  
 Auburn: ..... April 13-14, 1985  
 Florida: ..... April 27-29, 2001  
 Georgia: ..... April 3-4, 1993  
 Kentucky: ..... May 12-14, 2006  
 LSU: ..... May 9-10, 1992  
 Mississippi: ..... Apr. 29-May 1, 2005  
 South Carolina: ..... April 7-9, 2000  
 Tennessee: ..... April 3, 2005 (2-game)  
 Vanderbilt: ..... Apr. 30-May, 2004



# HITTING TOP 10 LISTS

## BATTING AVERAGE

SINGLE SEASON			
Player (Season)	AB	H	Avg.
1. Nat Showalter (1977)	146	67	.459
2. Will Clark (1985)	224	94	.420
3. Jackie Parker (1954)	55	23	.418
4. Rafael Palmeiro (1984)	236	98	.415
5. Brian Wiese (1998)	250	103	.412
6. Mark Gillaspie (1981)	207	85	.411
7. Rafael Palmeiro (1983)	234	95	.406
8. Travis Chapman (1999)	245	99	.404
9. Mike Kelley (1979)	235	94	.400
10. Brandon Turner (2007)	208	83	.399

### CAREER

Player (Seasons)	AB	H	Avg.
1. Will Clark (1983-85)	534	209	.391
2. Mark Gillaspie (1980-81)	362	139	.384
3. Rafael Palmeiro (1983-85)	720	268	.372
4. Jimmy Bragan (1948-50)	233	86	.369
5. Jackie Parker (1953-54)	142	52	.366
6. Tommy Raffo (1987-90)	760	278	.366
7. Braxton Nail (1952-55)	152	55	.362
8. Dan Paradoa (1986-87)	441	159	.361
9. Brian Wiese (1996-99)	674	242	.359
10. Mike Kelley (1976-79)	748	267	.357

## AT-BATS

SINGLE SEASON			
Player (Season)	G	AB	
1. David Mitchell (1990)	71	287	
2. John Cohen (1990)	71	285	
3. Burke Masters (1990)	71	283	
4. Jon Shave (1990)	71	279	
5. Matthew Maniscalco (2003)	63	278	
6. Richard Lee (1997)	68	276	
7. Tommy Raffo (1990)	70	271	
8. Rusty Thoms (1998)	65	268	
9. Tommy Raffo (1989)	68	266	
10. Steve Gendron (2004)	59	263	

### CAREER

Player (Seasons)	G	AB	
1. Jeffrey Rea (2004-07)	236	998	
2. Steve Gendron (2001-04)	242	994	
3. Matthew Maniscalco (2000-03)	246	993	
4. Richard Lee (1995-98)	248	967	
5. Burke Masters (1987-90)	251	937	
6. Travis Chapman (1997-2000)	248	919	
7. Brad Hildreth (1986-89)	237	877	
8. Brad Freeman (1995-98)	246	870	
9. Rex Buckner (1990-93)	240	837	
10. Thomas Berkery (2003-06)	230	830	

## RUNS SCORED

SINGLE SEASON			
Player (Season)	G	Runs	
1. Rafael Palmeiro (1984)	61	87	
2. Mark Gillaspie (1981)	63	81	
Brooks Bryan (1997)	68	81	
4. Dan Van Cleve (1983)	56	80	
5. Jody Hurst (1989)	66	79	
6. Will Clark (1985)	65	75	
7. Mike Kelley (1979)	60	74	
Dan Van Cleve (1985)	65	74	
Pete Young (1989)	67	74	
10. Burke Masters (1990)	71	73	
Brad Freeman (1998)	65	73	

### CAREER

Player (Seasons)	G	Runs	
1. Dan Van Cleve (1981-85)	219	232	
2. Burke Masters (1987-90)	251	227	
3. Rafael Palmeiro (1983-85)	183	224	
4. Travis Chapman (1997-2000)	248	221	
5. Richard Lee (1995-98)	248	219	
6. Jeffrey Rea (2004-07)	236	207	
7. Brad Winkler (1980-83)	212	203	
8. Matthew Maniscalco (2000-03)	246	197	
9. Brad Freeman (1995-98)	246	192	
10. Tommy Raffo (1987-90)	218	186	

## HITS

SINGLE SEASON			
Player (Season)	G	AB	Hits
1. Brian Wiese (1998)	64	250	103
2. Tommy Raffo (1989)	68	266	102
3. Richard Lee (1997)	68	276	100
4. Travis Chapman (1999)	63	245	99
5. Rafael Palmeiro (1984)	61	236	98
6. Tommy Raffo (1990)	70	271	97
7. Rafael Palmeiro (1983)	57	234	95
John Cohen (1990)	71	285	95
9. Will Clark (1985)	65	224	94
Mike Kelley (1979)	60	235	94
Matthew Maniscalco (2003)	63	278	94
Jeffrey Rea (2006)	60	253	94

### CAREER

Player (Seasons)	G	AB	Hits
1. Jeffrey Rea (2004-07)	236	998	335
2. Richard Lee (1995-98)	248	967	328
3. Travis Chapman (1997-00)	248	919	327
4. Steve Gendron (2001-04)	242	994	316
5. Burke Masters (1987-90)	251	937	295
6. Matt Maniscalco (2000-03)	246	993	279
7. Tommy Raffo (1987-90)	218	760	278
8. Brad Hildreth (1986-89)	237	877	275
9. Rafael Palmeiro (1983-85)	183	720	268
10. Mike Kelley (1976-79)	190	748	267

## DOUBLES

SINGLE SEASON			
Player (Season)	G	2B	
1. Pete Young (1989)	67	27	
2. Adam Piatt (1996)	61	26	
Mitch Moreland (2007)	60	26	
4. Rob Hauswald (1996)	61	24	
Brian Wiese (1998)	64	24	
6. Scott Tribolet (1995)	58	23	
7. Jim Robinson (1990)	71	22	
Travis Chapman (2000)	59	22	
9. Brad Winkler (1983)	57	21	
Dan Van Cleve (1985)	65	21	
Gator Thiesen (1985)	64	21	

### CAREER

Player (Seasons)	G	2B	
1. Travis Chapman (1997-2000)	248	71	
2. Richard Lee (1995-98)	247	66	
3. Pete Young (1987-89)	191	56	
4. Dan Van Cleve (1981-85)	219	55	
5. Matthew Maniscalco (2000-03)	246	54	
6. John Cohen (1988-90)	198	53	
7. Tommy Raffo (1987-90)	218	52	
Rex Buckner (1990-93)	240	52	
Adam Piatt (1995-97)	172	52	
10. Ricky Joe Redd (1992-95)	228	51	

## TRIPLES

SINGLE SEASON			
Player (Season)	G	3B	
1. Mike Kelley (1979)	60	12	
2. Gator Thiesen (1985)	64	6	
Pete Young (1987)	61	6	
4. Jim Howarth (1967)	31	5	
Ted Milton (1970)	40	5	
Brad Winkler (1981)	63	5	
Dan Van Cleve (1983)	56	5	
Tracy Echols (1986)	54	5	
Jon Shave (1990)	71	5	
Damian Scioneaux (1997)	68	5	

### CAREER

Player (Seasons)	G	3B	
1. Mike Kelley (1976-79)	190	20	
2. Ted Milton (1969-72)	151	14	
3. Brad Winkler (1980-83)	212	12	
4. Matthew Maniscalco (2000-03)	246	11	
5. Rex Buckner (1990-93)	240	10	
6. Jeff Butts (2003-06)	232	10	
7. Gator Thiesen (1984-85)	125	9	
Tracy Echols (1986-87, 89-90)	237	9	
Jeffrey Rea (2004-07)	236	9	
10. Del Unser (1964-66)	85	8	
Russ Aldrich (1977-78)	104	8	
Dan Van Cleve (1981-85)	219	8	

## HOME RUNS

SINGLE SEASON				CAREER			
Player (Season)	G	AB	HR	Player (Seasons)	G	AB	HR
1. Bruce Castoria (1981)	63	229	29	1. Rafael Palmeiro (1983-85)	183	720	67
Rafael Palmeiro (1984)	61	236	29	2. Will Clark (1983-85)	175	534	61
3. Will Clark (1984)	61	215	28	3. Bruce Castoria (1979-82)	202	685	58
4. Will Clark (1985)	65	224	25	4. Jon Knott (1998-2001)	228	822	51
5. Tommy Raffo (1989)	68	266	22	5. Tracy Echols (1986-87, 89-90)	237	750	47
6. Mark Gillaspie (1981)	63	207	20	6. Richard Lee (1995-98)	248	967	46
Rafael Palmeiro (1985)	65	250	20	7. Tommy Raffo (1987-90)	218	760	45
8. Richard Lee (1997)	68	276	19	8. David Hayman (1993-96)	221	721	44
Richard Lee (1998)	65	258	19	9. Brian Wiese (1996-99)	201	674	37
Brian Wiese (1999)	63	252	19	10. Richie Grayum (1987-89)	182	614	35
Brad Corley (2004)	59	245	19				



# HITTING TOP 10 LISTS



## TOTAL BASES

SINGLE SEASON		
Player (Season)	G	TB
1. Rafael Palmeiro (1984)	61	209
2. Will Clark (1985)	65	191
3. Tommy Raffo (1989)	68	185
4. Bruce Castoria (1981)	63	180
5. Will Clark (1984)	61	179
6. Richard Lee (1997)	68	177
7. Rafael Palmeiro (1983)	57	173
Richard Lee (1998)	65	173
Brian Wiese (1998)	64	173
10. Brad Corley (2004)	59	166

## CAREER

Player (Seasons)	G	TB
1. Richard Lee (1995-98)	248	544
2. Rafael Palmeiro (1983-85)	183	530
3. Travis Chapman (1997-2000)	248	482
4. Tommy Raffo (1987-90)	218	477
5. Matthew Maniscalco (2000-03)	246	468
6. Jon Knott (1998-2001)	228	460
7. Will Clark (1983-85)	175	433
8. Tracy Echols (1986-87,89-90)	237	420
9. Brian Wiese (1996-99)	201	417
10. Jeffrey Rea (2004-07)	236	416

## RUNS BATTED IN

SINGLE SEASON			
Player (Season)	G	AB	RBI
1. Bruce Castoria (1981)	63	229	98
2. Rafael Palmeiro (1984)	61	236	94
3. Will Clark (1984)	61	215	93
4. Richard Lee (1997)	68	276	90
5. Richard Lee (1998)	65	257	85
6. Tommy Raffo (1989)	68	266	80
7. Brad Winkler (1983)	57	218	79
8. Rafael Palmeiro (1983)	57	234	78
Mark Gillaspie (1981)	63	207	78
10. Will Clark (1985)	65	224	77

## CAREER

Player (Seasons)	G	AB	RBI
1. Richard Lee (1995-98)	248	967	265
2. Rafael Palmeiro (1983-85)	183	720	239
3. Bruce Castoria (1979-82)	202	685	213
4. Tommy Raffo (1987-90)	218	760	207
5. Jon Knott (1998-2001)	228	822	206
6. Travis Chapman (1997-00)	248	919	202
7. Will Clark (1983-85)	175	534	199
8. Tracy Echols (1986-87,89-90)	237	750	182
9. John Mitchell (1984-87)	228	710	179
10. Brad Winkler (1980-83)	212	727	172

## WALKS

SINGLE SEASON		
Player (Season)	G	BB
1. Jody Hurst (1989)	66	69
2. Mark Gillaspie (1981)	63	66
3. Jason Burkley (2001)	60	63
4. Brad Winkler (1981)	63	58
Will Clark (1985)	65	58
6. Will Clark (1984)	61	57
Tracy Echols (1990)	71	57
8. Bob Parker (1984)	61	56
9. Chuck Daniel (1991)	63	53
10. Nat Showalter (1977)	47	52
Barry Winford (1988)	62	52

## CAREER

Player (Seasons)	G	BB
1. Brad Winkler (1980-83)	212	164
2. Tracy Echols (1986-87,89-90)	237	163
3. Barry Winford (1986-89)	214	147
4. Dan Van Cleve (1981-85)	219	143
5. John Mitchell (1984-87)	228	142
6. Rex Buckner (1990-93)	240	129
7. Will Clark (1983-85)	175	126
Ricky Joe Redd (1992-95)	228	126
Jon Knott (1998-2001)	228	126
10. Jody Hurst (1987-89)	166	119

## STOLEN BASES

SINGLE SEASON		
Player (Season)	G	SB
1. Dan Van Cleve (1985)	65	38
2. Dave Klipstein (1981)	63	28
3. Mike Kelley (1979)	60	27
4. Mike Kelley (1977)	47	25
Brad Winkler (1981)	63	25
6. Jon Shave (1990)	71	24
7. Del Bender (1978)	56	21
8. Damian Scioneaux (1997)	68	20
Matthew Maniscalco (2003)	63	20
10. Randy Schlosser (1980)	50	19

## CAREER

Player (Seasons)	G	SB
1. Mike Kelley (1976-79)	190	79
2. Dan Van Cleve (1981-85)	219	70
3. Brad Winkler (1980-83)	212	60
4. Dave Klipstein (1979-82)	172	54
5. Pete White (1980-83)	196	51
6. Matthew Maniscalco (2000-03)	246	46
7. Jeffrey Rea (2004-07)	236	43
8. Barry Winford (1986-89)	214	40
Jon Shave (1987-90)	206	40
10. Brad Freeman (1995-98)	246	39

## STRIKEOUTS

SINGLE SEASON			
Player (Season)	G	AB	SO
1. David Hayman (1996)	59	227	71
2. Steve Hegan (1991)	63	245	67
Brian Wiese (1999)	63	252	67
4. David Hayman (1994)	58	206	66
5. Jon Mungle (2003)	60	204	63
6. David Hayman (1995)	58	205	62
7. Rob Norman (1991)	63	240	61
8. Richie Grayum (1988)	64	223	60
9. Scott Tribolet (1994)	58	242	59
10. John Cohen (1990)	71	285	57
Richie Grayum (1990)	59	225	57
Josh West (2001)	60	227	57

## CAREER

Player (Seasons)	G	AB	SO
1. David Hayman (1993-96)	221	721	224
2. Jon Knott (1998-2001)	228	822	179
3. Ricky Joe Redd (1992-95)	228	780	172
4. Tracy Echols (1986-87,89-90)	237	750	170
5. Steve Gendron (2001-04)	242	994	166
6. Steve Hegan (1990-93)	202	667	163
7. Barry Winford (1986-89)	214	714	160
8. Thomas Berkery (2003-06)	230	830	158
9. Richie Grayum (1987-89)	182	614	156
10. Bruce Castoria (1979-82)	202	685	154
Brad Winkler (1980-83)	212	727	154
Brian Wiese (1996-99)	201	674	154

## GAMES PLAYED


SINGLE SEASON	
Player (Season)	G
1. John Cohen (1990)	71
Tracy Echols (1990)	71
Burke Masters (1990)	71
David Mitchell (1990)	71
Scott Mitchell (1990)	71
Jim Robinson (1990)	71
Jon Shave (1990)	71
8. Tommy Raffo (1990)	70
9. Tommy Raffo (1989)	68
Brooks Bryan (1997)	68
Richard Lee (1997)	68
Damian Scioneaux (1997)	68

## CAREER

Player (Seasons)	G
1. Burke Masters (1987-90)	251
2. Richard Lee (1995-98)	248
Travis Chapman (1997-2000)	248
4. Brad Freeman (1995-98)	246
Matthew Maniscalco (2000-03)	246
6. Steve Gendron (2001-04)	242
7. Rex Buckner (1990-93)	240
8. Brad Hildreth (1986-89)	237
Tracy Echols (1986-87,89-90)	237
10. Jeff Rea (2004-07)	236




John Cohen




Jody Hurst



Mike Kelley



Richard Lee



Burke Masters



Dan Van Cleve



# PITCHING TOP 10 LISTS

## EARNED RUN AVERAGE

### SINGLE SEASON

Player (Season)	IP	ER	ERA
1. Dennis Hall (1970)	57.0	4	0.63
2. Frank Montgomery (1962)	92.0	7	0.68
3. Jim Pruett (1957)	52.1	6	1.03
4. Butch Holmes (1973)	50.1	6	1.07
5. Bobby Reed (1988)	57.2	7	1.09
6. Jamie Gant (2003)	54.2	7	1.15
7. Mike Proffitt (1970)	68.0	9	1.19
8. Mike Proffitt (1972)	70.0	11	1.41
9. Lamar Pritchard (1974)	56.1	9	1.44
10. Glenn Wallace (1969)	37.0	6	1.46

### CAREER

Player (Seasons)	IP	ER	ERA
1. Frank Montgomery (1961-63)	171.1	34	1.79
2. Dennis Hall (1967-70)	156.1	32	1.84
3. Mike Proffitt (1969-72)	300.1	62	1.86
4. Brantley Jones (1967-70)	257.0	57	2.00
5. Jon Harden (1989-92)	255.2	65	2.29
6. Claude Passeau (1964-66)	129.1	33	2.30
7. Guy Parker (1960-62)	144.1	37	2.31
8. Pete Young (1987-89)	131.2	35	2.39
9. Butch Holmes (1971-74)	163.0	44	2.43
10. Jerry Thompson (1968-71)	184.2	50	2.44

## STRIKEOUTS

### SINGLE SEASON

Player (Season)	G	IP	SO
1. Eric DuBose (1996)	17	133.1	174
2. B.J. Wallace (1992)	19	127.1	145
Eric DuBose (1997)	21	118.2	145
4. Gary Rath (1994)	16	115.2	141
5. Jeff Brantley (1985)	23	145.2	136
6. Hank Thoms (1999)	18	118.1	121
7. Jeff Brantley (1984)	20	132.2	115
8. Eric DuBose (1995)	18	112.2	109
9. Jon Harden (1992)	39	91.2	108
Matt Ginter (1999)	19	93.2	108

### CAREER

Player (Seasons)	G	IP	SO
1. Eric DuBose (1995-97)	56	364.2	428
2. Jeff Brantley (1982-85)	73	427.0	364
3. Paul Maholm (2001-03)	46	312.0	273
4. B.J. Wallace (1990-92)	51	265.0	271
5. Matt Ginter (1996-99)	55	225.2	269
6. Mike Proffitt (1969-72)	45	300.1	265
7. Don Robinson (1975-78)	56	323.1	262
8. Carlton Loewer (1992-94)	53	277.1	261
9. Gary Rath (1992-94)	44	239.1	238
10. Jon Harden (1989-92)	110	255.2	237

## WALKS

### SINGLE SEASON

Player (Season)	G	IP	BB
1. Eric DuBose (1997)	21	118.2	67
2. Chris George (1991)	20	98.0	61
3. Ken Kurtz (1979)	19	116.0	56
B.J. Wallace (1991)	22	109.2	56
5. Jeff Brantley (1983)	19	100.1	55
Eric DuBose (1996)	17	133.1	55
Matt Ginter (1999)	19	93.2	55
8. Carlton Loewer (1994)	19	103.0	53
9. Don Mundie (1981)	21	145.0	52
10. Don Robinson (1977)	15	87.0	51

### CAREER

Player (Seasons)	G	IP	BB
1. Jeff Brantley (1982-85)	73	427.0	175
2. Don Robinson (1975-78)	56	323.1	170
3. Eric DuBose (1995-97)	56	364.2	165
4. Chris George (1989-91)	58	288.1	143
5. Carlton Loewer (1992-94)	53	277.1	139
6. Don Mundie (1979-81)	56	309.0	129
7. Tracy Jobes (1987-90)	74	299.1	128
8. Matt Ginter (1997-99)	55	225.2	123
9. Nelson Arriete (1986-89)	55	213.0	120
10. Gary Rath (1992-94)	44	239.1	117

## WINNING PERCENTAGE

### SINGLE SEASON (min. — 8 decisions)

Player (Season)	W-L	Pct.
1. Frank Montgomery (1962)	10-0	1.000
2. Brantley Jones (1970)	9-0	1.000
3. Josh Reagan (1979)	8-0	1.000
Harold Myles (1983)	8-0	1.000
Bobby Reed (1988)	8-0	1.000
6. Don Mundie (1979)	10-1	.909
7. Jeff Brantley (1985)	18-2	.900
8. Ken Tatum (1965)	7-1	.875
Dennis Hall (1967)	7-1	.875
Gene Morgan (1985)	14-2	.875
Chris George (1989)	7-1	.875
Justin Pigott (2006)	7-1	.875

### CAREER (min. — 15 decisions)

Player (Seasons)	W-L	Pct.
1. Jerry Thompson (1968-71)	18-3	.857
2. Bobby Reed (1987-90)	35-5	.833
3. Phillip Brandon (1947-49)	14-3	.824
4. Jeff Brantley (1982-85)	45-12	.789
5. Brantley Jones (1967-70)	27-8	.771
6. Gene Morgan (1984-85)	20-6	.769
7. Wayne Robbins (1956-58)	13-4	.765
8. Joe Sheppard (1948-50)	16-5	.762
Frank Montgomery (1961-63)	16-5	.762
10. Jon Harden (1989-92)	19-6	.760

## WINS

### SINGLE SEASON

Player (Season)	G	Wins
1. Jeff Brantley (1985)	23	18
2. Bobby Reed (1990)	25	15
3. Don Mundie (1981)	21	14
Gene Morgan (1985)	22	14
5. Jeff Brantley (1984)	20	13
6. Ken Kurtz (1979)	19	12
Hans Herzog (1983)	20	12
Bobby Reed (1989)	21	12
9. Mike Proffitt (1971)	14	11
Steve Susce (1981)	17	11
Jeff Brantley (1983)	19	11
Mike Martin (1987)	25	11

### CAREER

Player (Seasons)	G	Wins
1. Jeff Brantley (1982-85)	73	45
2. Bobby Reed (1987-90)	58	35
3. Mike Proffitt (1969-72)	45	30
4. Don Mundie (1979-81)	52	29
5. Brantley Jones (1967-70)	36	27
Eric DuBose (1995-97)	56	27
Paul Maholm (2000-03)	46	27
8. Don Robinson (1975-78)	56	24
9. Will McRaney (1983-86)	64	23
Tracy Jobes (1987-90)	74	23
Chris George (1989-91)	58	23
Jeremy Jackson (1995-98)	44	23

## LOSSES

### SINGLE SEASON


Player (Season)	G	Losses
1. Todd Doolittle (2005)	14	8
2. Butch Holmes (1974)	10	7
David Hooten (1996)	18	7
Matt Ginter (1999)	19	7
Justin Pigott (2007)	17	7
5. Glenn Wallace (1968)	7	6
Don Robinson (1975)	11	6
Robbin Jeter (1982)	17	6
Trent Intorcchia (1986)	19	6
Jay Powell (1993)	26	6
Kyle Kennedy (1995)	20	6
Hank Thoms (1999)	18	6
Jamie Gant (2004)	18	6
Jeff Lacher (2004)	14	6
Alan Johnson (2005)	15	6

### CAREER

Player (Seasons)	G	Losses
1. Don Robinson (1975-78)	56	18
2. Kyle Kennedy (1992-95)	58	16
3. Alan Johnson (2003-05)	44	15
4. David Hooten (1994-96)	57	14
5. Carlton Loewer (1992-94)	53	13
6. Bobby Myrick (1971-74)	29	12
Jeff Brantley (1982-85)	73	12
Trent Intorcchia (1983-86)	72	12
Eric DuBose (1995-97)	56	12
Scott Polk (1995-99)	90	12




Eric DuBose




Dennis Hall




Frank Montgomery



Don Mundie



Bobby Reed



B.J. Wallace



# PITCHING TOP 10 LISTS



## PITCHING STARTS

### SINGLE SEASON

Player (Season)	G	GS
1. Bobby Reed (1990)	25	22
2. Gene Morgan (1985)	22	21
B.J. Wallace (1991)	22	21
4. Bobby Reed (1989)	21	20
Jeff Brantley (1984)	20	20
Kyle Kennedy (1995)	20	20
7. Hans Herzog (1983)	20	19
Jeff Brantley (1985)	23	19
Trent Intorcía (1986)	19	19
Tracy Jobes (1989)	23	19

### CAREER

Player (Seasons)	G	GS
1. Jeff Brantley (1982-85)	73	63
2. Bobby Reed (1987-90)	58	52
3. Eric DuBose (1995-97)	56	51
4. Don Robinson (1975-78)	56	50
5. Chris George (1989-91)	58	49
6. Kyle Kennedy (1992-95)	58	48
Tanner Brock (1999-2002)	59	48
8. Tracy Jobes (1987-90)	74	47
9. Don Mundie (1979-81)	52	46
10. Paul Maholm (2000-03)	46	44

## INNINGS PITCHED

### SINGLE SEASON

Player (Season)	IP
1. Jeff Brantley (1985)	145.2
2. Don Mundie (1981)	145.0
3. Bobby Reed (1990)	140.1
4. Gene Morgan (1985)	134.0
5. Eric DuBose (1996)	133.1
6. Jeff Brantley (1984)	132.2
7. B.J. Wallace (1992)	127.1
8. Eric DuBose (1997)	118.2
9. Hank Thoms (1999)	118.1
10. Hans Herzog (1983)	118.0

### CAREER

Player (Seasons)	IP
1. Jeff Brantley (1982-85)	427.0
2. Eric DuBose (1995-97)	364.2
3. Don Robinson (1975-78)	323.1
4. Paul Maholm (2000-03)	312.0
5. Don Mundie (1979-81)	309.0
6. Bobby Reed (1987-90)	304.0
7. Mike Proffitt (1969-72)	300.1
8. Tracy Jobes (1987-90)	299.1
9. Chris George (1989-91)	288.1
10. Carlton Loewer (1992-94)	277.1

## APPEARANCES

### SINGLE SEASON

Player (Season)	G
1. Jon Harden (1992)	39
2. Van Johnson (1997)	39
3. Van Johnson (1998)	34
4. Mike Martin (1988)	33
5. Jon Harden (1991)	32
Scott Tanksley (1994)	32
7. Scott Tanksley (1995)	30
Jon Harden (1990)	30
Tim Henderson (1989)	30
Jay Powell (1991)	30

### CAREER

Player (Seasons)	G
1. Van Johnson (1995-98)	115
2. Jon Harden (1989-92)	110
3. Scott Polk (1995-99)	90
4. Scott Tanksley (1993-95)	82
Trent Intorcía (1983-86)	82
6. Mike Martin (1986-88)	81
7. Chuck Daniel (1989-92)	75
8. Tracy Jobes (1987-90)	74
9. Jeff Brantley (1982-85)	73
10. Pete Young (1987-89)	72
Chris Young (2000-02)	72

## RELIEF APPEARANCES

### SINGLE SEASON

Player (Season)	RA
1. Jon Harden (1992)	.39
Van Johnson (1997)	.39
3. Van Johnson (1998)	.34
4. Mike Martin (1988)	.32
Jon Harden (1991)	.32
Scott Tanksley (1994)	.32
7. Tim Henderson (1989)	.30
Jon Harden (1990)	.30
Jay Powell (1991)	.30
Scott Tanksley (1995)	.30

### CAREER

Player (Seasons)	RA
1. Van Johnson (1995-98)	115
2. Jon Harden (1989-92)	110
3. Scott Tanksley (1993-95)	75
4. Pete Young (1987-89)	72
5. Scott Polk (1995-99)	71
Saunders Ramsey (2002-05)	71
7. Brett Cleveland (2003-06)	69
8. Mike Martin (1986-88)	68
Chris Young (2000-02)	68
10. Chuck Daniel (1989-92)	65


## SAVES

### SINGLE SEASON


Player (Season)	SV
1. Scott Tanksley (1994)	13
Van Johnson (1997)	13
3. Adam Larson (2000)	12
4. Jay Powell (1991)	10
Van Johnson (1998)	10
6. Pete Young (1989)	8
Pete Young (1988)	8
Jon Harden (1992)	8
9. Bryan Hardwick (1979)	7
Bobby Thigpen (1985)	7
Jay Powell (1993)	7
Scott Tanksley (1995)	7
Jonathan Papelbon (2003)	7

### CAREER


Player (Seasons)	SV
1. Van Johnson (1995-1998)	29
2. Scott Tanksley (1993-95)	24
3. Pete Young (1987-89)	19
4. Jay Powell (1991-93)	17
5. Bryan Hardwick (1979-80,82)	16
6. Adam Larson (1999-2001)	15
7. Jonathan Papelbon (2001-03)	13
8. Mike Martin (1986-88)	12
Jon Harden (1989-92)	12
10. Brett Cleveland (2003-06)	11



Van Johnson



Jay Powell



Scott Tanksley



Pete Young

Jeff Brantley (1982-85) established school career records for wins (45), strikeouts (364), innings pitched (427) and pitching starts (63) during his four-year career at Mississippi State.



# TEAM SEASON-BESTS

## LARGEST SCORING MARGINS

### vs. all opponents

30	at Jackson State	32-2	1988
29	vs. Mississippi Valley	29-0	1999
27*	vs. Kentucky	29-2	1941
26	vs. Mississippi Valley	27-1	1998
24	vs. Northwestern	27-3	1937
23	vs. Mississippi College	23-0	1991
23*	vs. LSU	26-3	1942
23	vs. UNC Charlotte	24-1	1999
23	vs. Arkansas-Little Rock	27-4	1999
23	vs. Jackson State	23-0	2000
22	vs. Delta State	24-2	1990
22	vs. Quincy College	22-0	1986
22	vs. Livingston	26-4	1985
22	vs. Mississippi College	25-3	1978
22	vs. Arkansas-Little Rock	22-0	1999

\* — Southeastern Conference game

### vs. SEC opponents

27	vs. Kentucky	29-2	1941
23	vs. LSU	26-3	1942
19	at Vanderbilt	27-8	1956
19	vs. LSU	25-6	1934
18	vs. Georgia	25-7	1988
18	vs. Tulane	22-4	1958
18	vs. Florida	20-2	2000
17	at Mississippi	17-0	1990
17	vs. Mississippi	27-10	1983
16	at South Carolina	16-0	1998
16	vs. Georgia	22-6	1990
15	at Vanderbilt	19-4	1989
15	at Alabama	15-0	1982
15	at Mississippi	21-6	1997

### All opponents vs. MSU

22	at Florida State	2-24	1966
21*	at LSU	0-21	1946
20	at Vanderbilt	0-20	1923
19*	vs. Alabama	10-29	1943
19*	at Alabama	1-20	1946
18*	vs. Tennessee	4-22	1998
18*	at LSU	1-19	1946
17*	vs. Alabama	0-17	1935
17*	South Carolina	3-20	2007
16*	at LSU	5-21	1940
15*	at Arkansas	1-16	1995
15	vs. Memphis State	8-23	1962

\* — Southeastern Conference game

### SEC opponents vs. MSU

21	at LSU	0-21	1946
19	vs. Alabama	10-29	1943
19	at Alabama	1-20	1946
18	vs. Tennessee	4-22	1998
18	at LSU	1-19	1946
17	vs. Alabama	0-17	1935
17	vs. South Carolina	3-20	2007
16	at LSU	5-21	1940
15	at Arkansas	1-16	1995
14	at Auburn	5-19	1994
14	at Alabama	2-16	1982
14	vs. LSU	2-16	1951

GAMES PLAYED	
71	1990
68	1989
68	1997
65	1998
65	1985
64	1988
64	2005
63	1991
63	1981
63	1999
63	2001
63	2003

WINS	
54	1989
50	1990
50	1985
47	1997
46	1981

LOSSES	
25	1995
24	1996
24	2001
24	2002
24	2004

WINNING PCT.	
.800	1979
.800	1970
.796	1962
.794	1989
.769	1985

WINNING STREAK	
18	2006
15	1987
14	1985
13	1981
13	1979
13	1976
13	1970
13	1999

LOSING STREAK	
9	1975
6	1995
6	1987
6	2004
5	many times

HIGH BATTING AVG.	
.335	1999
.332	1997
.328	1977
.325	1998
.324	1988

LOW BATTING AVG.	
.215	1975
.239	1974
.244	1954
.245	1964
.247	1976
.247	1968

AT-BATS	
2510	1990
2482	1997
2451	1989
2362	1998
2349	1999

HITS	
823	1997
787	1999
784	1990
778	1989
767	1998

HITS PER GAME	
12.5	1999
12.1	1997
11.8	1998
11.4	1989
11.3	1996

RUNS SCORED	
633	1997
618	1989
596	1999
560	1990
542	1998

RUNS PER GAME	
9.5	1999
9.3	1997
9.1	1989
9.0	1983
8.4	1988
8.4	2000

DOUBLES	
157	1989
156	1999
146	1998
145	1988
142	2000

TRIPLES	
33	1979
26	2000
24	1971
23	1977
21	1990
21	1978

HOME RUNS	
97	1998
96	1989
83	1984
83	1997
82	1999

RUNS BATTED IN	
575	1997
549	1989
541	1999
498	1998
491	1988

WALKS	
405	1989
362	1990
355	1981
354	1983
352	1985

STRIKEOUTS	
448	1991
440	1989
437	1990
435	1995
434	1994

STOLEN BASES	
138	1978
103	1981
100	1979
98	1990
87	1986

INNINGS PITCHED	
616.0	1990
601.1	1989
600.1	1997
570.2	1998
567.1	2001

HITS ALLOWED	
668	1997
590	1996
580	1989
572	2006
569	2005

EARNED RUN AVG.	
1.61	1957
1.67	1970
2.29	1974
2.36	1969
2.38	1962

RUNS ALLOWED	
416	1997
373	1998
350	2007
334	1994
331	2000
326	1996

WALKS ALLOWED	
268	1997
265	1999
261	1991
256	1989
254	1979

STRIKEOUTS	
655	1997
582	1999
564	1998
527	1996
504	1992

COMPLETE GAMES	
42	1981
32	1972
31	1970
30	1971
25	1979

LOW BATTING AVG.	
10	1990
9	1992
9	1970
8	6x; last: 2001

SAVES	
21	1998
18	1994
17	1988
16	1997
15	2000

HIGH FIELDING PCT.	
.974	2003
.974	1999
.972	1973
.969	1953
.966	1987
.966	1970
.966	2001

LOW FIELDING PCT.	
.916	1955
.928	1956
.942	1954
.944	1975
.946	1976

PUTOUTS	
1848	1990
1804	1989
1801	1997
1718	2003
1712	1998
1702	2001

ASSISTS	
779	1989
754	1990
713	2003
710	1983
708	1997
702	1984

ERRORS	
124	1994
111	1995
110	1985
107	1996
107	1997

DOUBLE PLAYS	
69	1997
68	1985
68	2006
63	1990
63	2003

# YEARLY TEAM STATISTICS/TEAM MVPs



## TEAM BATTING STATISTICS

YEAR	G	AB	R	H	2B	3B	HR	RBI	AVG	BB	SO	SB-SBA	PO	A	E	FLD%
1976	45	1293	182	319	42	11	13	145	.247	164	152	50	1068	424	86	.946
1977	48	1591	372	522	90	23	26	331	.328	255	157	75	1155	444	69	.959
1978	56	1849	419	537	74	21	39	348	.290	297	222	138-162	1371	572	86	.958
1979	60	1998	473	622	109	33	36	426	.311	310	242	100-129	1501	649	102	.955
1980	50	1576	278	416	62	13	19	247	.264	259	219	83-99	1240	523	85	.954
1981	63	2088	515	637	120	18	77	458	.305	355	330	103-139	1552	667	90	.961
1982	51	1660	363	494	76	8	41	315	.298	266	224	68-89	1211	564	82	.956
1983	57	1949	515	614	117	17	72	461	.315	354	290	86-115	1415	710	95	.957
1984	61	2025	505	611	106	19	83	461	.302	345	304	74-102	1502	702	94	.959
1985	65	2130	504	628	135	13	74	444	.295	352	322	84-110	1593	682	110	.954
1986	55	1768	369	513	75	17	57	337	.290	291	315	87-110	1356	602	89	.957
1987	61	2085	429	625	117	14	69	396	.300	308	410	44-60	1554	671	78	.966
1988	64	2215	537	717	145	16	73	491	.324	324	420	51-71	1617	682	95	.960
1989	68	2451	618	778	157	11	96	549	.317	405	440	49-74	1804	779	104	.961
1990	71	2510	560	784	135	21	53	490	.312	362	437	98-139	1848	754	103	.962
1991	63	2091	428	595	121	11	47	371	.285	314	448	37-68	1631	682	89	.963
1992	62	2097	349	563	97	14	39	315	.268	298	410	49-75	1653	656	91	.962
1993	62	2125	394	633	128	18	68	370	.298	280	377	24-46	1602	686	84	.965
1994	59	2034	381	560	1152	14	54	342	.275	287	434	40-68	1570	675	124	.948
1995	59	2037	398	575	130	20	51	349	.282	269	435	68-88	1532	663	111	.952
1996	62	2251	444	701	141	12	69	402	.311	267	403	56-85	1654	690	107	.956
1997	68	2482	633	823	128	20	83	575	.332	310	422	69-96	1801	708	107	.959
1998	65	2362	542	767	146	17	97	498	.325	263	395	75-89	1712	671	90	.964
1999	63	2349	596	787	156	19	82	541	.335	300	427	37-50	1676	645	62	.974
2000	61	2203	513	682	142	26	69	459	.310	301	396	49-62	1625	632	84	.964
2001	63	2172	381	594	80	16	38	338	.273	297	423	52-74	1702	680	85	.966
2002	59	2103	446	637	125	11	46	411	.303	274	411	44-64	1551	657	79	.965
2003	63	2280	416	694	131	15	49	383	.304	222	436	56-74	1718	713	64	.974
2004	59	2126	379	660	106	15	59	354	.310	209	387	39-62	1589	620	87	.962
2005	64	2226	382	662	115	16	34	346	.297	226	422	35-49	1675	689	76	.969
2006	60	2172	438	668	127	11	55	397	.308	281	410	49-58	1600	651	92	.961
2007	60	2191	419	692	126	10	51	384	.316	205	401	42-63	1618	569	81	.964

School-record totals shown in bold

## TEAM PITCHING STATISTICS

YEAR	G	W-L	PCT	ERA	SV	CG	SHO	IP	H	R-ER	BB	SO	HR	BK	HB	WP
1976	45	28-17	.622	2.88	4	21	8	356.0	313	155-114	174	249	15	—	—	13
1977	48	33-15	.688	3.65	7	20	4	385.0	335	214-156	189	275	34	—	—	19
1978	56	38-18	.679	4.18	8	24	0	457.0	460	280-212	215	268	51	—	—	14
1979	60	48-12	.800	3.40	13	25	6	500.1	437	258-189	254	327	30	—	—	26
1980	50	31-19	.620	3.33	7	19	6	413.1	389	207-153	167	237	24	—	—	18
1981	63	46-17	.730	4.21	7	42	2	517.1	563	310-242	224	341	37	—	—	34
1982	51	28-23	.549	4.48	6	17	5	403.2	418	268-201	187	218	32	—	—	28
1983	57	42-15	.737	4.60	10	13	4	471.2	520	320-241	220	271	33	—	—	32
1984	61	45-16	.738	4.17	6	24	2	500.2	503	297-232	240	369	42	—	—	40
1985	65	50-15	.769	3.34	11	20	8	531.0	491	267-197	234	410	38	—	—	34
1986	55	34-21	.618	4.28	6	10	4	452.0	485	282-215	173	370	48	—	—	30
1987	61	39-22	.639	4.86	8	13	6	517.0	538	322-279	244	399	58	6	13	48
1988	64	44-20	.688	3.91	17	2	5	539.0	545	298-234	237	440	37	6	26	32
1989	68	54-14	.794	3.73	13	3	8	601.1	580	315-249	256	414	41	8	15	40
1990	71	50-21	.704	3.78	12	12	10	616.0	567	314-259	244	454	45	5	35	27
1991	63	42-21	.667	3.77	13	5	5	543.2	515	278-228	261	450	42	3	38	37
1992	62	40-22	.645	3.22	12	10	9	551.0	509	261-197	209	504	28	2	34	47
1993	62	41-21	.661	3.74	14	9	5	534.0	533	284-222	235	455	35	3	25	59
1994	59	36-23	.610	4.16	18	8	4	523.1	529	334-242	239	479	29	3	32	36
1995	59	34-25	.576	3.58	9	9	6	510.2	521	278-203	194	454	19	2	28	65
1996	62	38-24	.613	4.00	10	14	1	551.1	590	326-245	226	527	45	6	47	47
1997	68	47-21	.691	5.07	16	5	1	600.1	668	416-338	268	655	78	6	26	70
1998	65	42-23	.646	4.97	21	1	4	570.2	627	373-315	233	564	78	7	25	60
1999	63	42-21	.666	4.08	11	5	6	558.2	534	292-252	265	582	39	4	36	58
2000	61	41-20	.683	4.79	15	3	4	541.2	554	331-288	253	502	40	6	43	5
2001	63	39-24	.619	3.73	13	1	8	567.1	534	283-235	210	539	38	9	55	42
2002	59	34-24	.586	4.30	7	1	8	517.0	534	305-247	182	406	38	8	50	42
2003	63	42-20	.677	3.58	10	4	4	572.2	528	281-228	233	493	33	16	46	36
2004	59	35-24	.593	4.47	9	2	3	529.2	548	314-263	183	428	42	6	35	34
2005	64	42-24	.656	3.51	12	5	3	558.1	569	274-218	199	431	42	8	41	39
2006	60	37-23	.617	4.22	10	5	1	533.1	572	302-250	162	409	49	8	48	32
2007	60	38-22	.633	4.86	18	3	1	539.1	637	350-291	166	496	53	12	50	32

School-record totals shown in bold

## MVP-HITTING

PLAYER, POS.	AVG.	HR	RBI
Mike Kelley, CF	.307	3	21
Nat Showalter, LF	.459	4	44
Del Bender, LF	.308	17	62
Bob Kocol, RF	.366	8	65
John McDonald, C	.294	3	39
Mark Gillaspie, RF	.410	20	78
Bruce Castoria, 1B	.335	15	59
Rafael Palmeiro, LF	.406	18	78
Rafael Palmeiro, LF	.415	29	94
Will Clark, 1B	.420	25	77
Dan Paradoa, LF	.376	9	50
Dan Paradoa, LF	.347	7	40
Pete Young, 3B	.338	12	53
Tommy Raffo, 1B	.383	22	80
Tommy Raffo, 1B	.358	13	69
Charlie Anderson, 2B	.275	7	49
Rex Buckner, RF	.297	13	50
Drew Williams, 1B	.319	8	52
Drew Williams, 3B	.300	16	69
David Hayman, OF	.298	17	55
Rob Hauswald, 2B	.354	16	63
Richard Lee, 1B	.362	19	90
Brian Wiese, OF	.412	14	57
Cliff Wren, 1B	.367	13	60
Travis Chapman, 3B	.350	7	63
Jon Knott, OF	.359	8	41
Steve Gendron, OF	.351	2	48
Matthew Maniscalco, SS	.338	7	42
Brad Corley, OF	.380	13	55
Brad Corley, OF	.316	5	40
Thomas Berkery, SS	.383	7	44
Edward Easley, C	.358	12	63

## MVP-PITCHING

Pitcher	W-L	ERA	SO
Don Robinson	8-4	2.50	78
Jack Lazorko	10-3	2.74	55
Jack Lazorko	8-2	2.92	32
Ken Kurtz	12-2	2.09	100
Perry Cibur	5-3	1.79	40
Don Mundie	14-5	3.60	91
Hans Herzog	8-4	3.87	34
Hans Herzog	12-3	4.96	61
Jeff Brantley	13-3	2.65	115
Jeff Brantley	18-2	2.29	136
Will McRaney	7-5	2.95	62
Mike Martin	11-5	4.11	80
Terry Ellis	10-4	4.70	61
Bobby Reed	12-3	3.72	54
Bobby Reed	15-4	3.01	98
B.J. Wallace	10-5	3.78	104
B.J. Wallace	9-3	2.69	145
Carlton Loewer	9-3	3.07	101
Gary Rath	10-3	1.71	141
Eric DuBose	8-4	3.28	109
Eric DuBose	10-4	3.11	174
Van Johnson	5-4, 13-Sv	4.21	90
Jeremy Jackson	10-3	4.61	91
Hank Thoms	7-6	2.66	121
Kevin Donovan	7-5	4.20	98
Tanner Brock	7-2	4.44	72
Paul Maholm	10-3	3.43	77
Paul Maholm	9-2	2.76	101
Jeff Lacher	5-6	4.08	56
Alan Johnson	5-6	4.15	70
Justin Pigott	7-1, 2-Sv	1.66	41
Justin Pigott	7-7	4.51	76



# YEARLY STATISTICAL LEADERS

## AT-BATS

Year Player	AB
1949 Jimmy Bragan	111
1950 Dan Murphy	72
1951 Frank Bragan	87
1952 Bill Hinton	77
1953 Bill Hinton	91
1954 Doug Litton	61
1955 Terry Murphy	78
1956 Charles Dickinson	75
1957 James McNally	60
Molly Halbert	60
Larry Gore	87
1958 Gary Dempsey	91
1960 Larry Adams	108
1961 Gary Dempsey	78
1962 Bill Etheridge	100
1963 Bill Etheridge	119
1964 Aubrey Nichols	107
1965 Mike Burns	99
Del Unser	99
1966 Mike Burns	122
1967 Jim Howarth	124
1968 Jim Howarth	114
1969 Bobby Crosswell	116
1970 Dave Phares	151
1971 Bobby Crosswell	175
1972 Ted Milton	123
Rick Counts	123
1973 Joe Bob Cole	104
1974 Wayne Pinkerton	98
1975 Larry Buckley	124
Bill Montgomery	124
1976 Mike Kelley	163
1977 Mike Kelley	193
1978 Del Bender	214
1979 Mike Kelley	235
1980 Randy Schlosser	188
1981 Dave Klipstein	251
1982 Dave Klipstein	200
1983 Rafael Palmeiro	234
1984 Dan Van Cleve	240
1985 Rafael Palmeiro	250
1986 Brad Hildreth	210
1987 Dan Paradoa	236
1988 John Cohen	253
1989 Tommy Raffo	266
1990 David Mitchell	287
1991 Steve Hegan	245
1992 Steve Hegan	238
1993 Paul Petruilis	247
1994 Scott Tribolet	242
1995 Scott Tribolet	217
1996 Rob Hauswald	254
1997 Richard Lee	276
1998 Rusty Thoms	268
1999 Brian Wiese	252
2000 Shane Kelly	269
2001 Matthew Maniscalco	244
2002 Matthew Maniscalco	254
2003 Matthew Maniscalco	278
2004 Steve Gendron	263
2005 Brad Corley	263
2006 Jeffrey Rea	250
2007 Jeffrey Rea	245

## RUNS

Year Player	R
1949 Jimmy Bragan	26
1950 Jimmy Bragan	22
Dan Murphy	22
1951 Dan Murphy	21
1952 Bill Hinton	23
1953 Frank Bragan	26
1954 Charles Dickinson	16
1955 Braxton Nail	20
1956 Charles Dickinson	18
1957 Don Gardiner	19
1958 Charles Turner	24
1959 Larry Gore	14
1960 Larry Adams	30
1961 Larry Brannon	16
1962 Bill Etheridge	23
1963 Wayne Meadows	22
1964 Aubrey Nichols	20
1965 Del Unser	24
1966 Del Unser	31
1967 Jim Howarth	21
1968 Jocko Potts	23
1969 Ted Milton	26
1970 Dave Phares	23
1971 Phil Still	42
1972 Rick Spica	22
Wayne Pinkerton	22
1973 Wayne Pinkerton	19
1974 Wayne Pinkerton	19
1975 Steve Hill	16
1976 Ken Lee	24
1977 Mike Kelley	53
Howie McCann	53
1978 Del Bender	54
1979 Mike Kelley	74
1980 Mark Gillaspie	34
1981 Mark Gillaspie	81
1982 Mike Bradford	49
1983 Dan Van Cleve	80
1984 Rafael Palmeiro	87
1985 Will Clark	75
1986 Brad Hildreth	48
1987 Burke Masters	53
1988 Pete Young	66
1989 Jody Hurst	79
1990 Burke Masters	73
1991 Steve Hegan	61
1992 Paul Petruilis	53
1993 Rex Buckner	52
1994 Scott Tribolet	61
1995 Scott Tribolet	56
1996 Rob Hauswald	63
1997 Brooks Bryan	81
1998 Brad Freeman	73
1999 Brian Wiese	74
2000 Shane Kelly	75
2001 Michael Brown	47
2002 Matthew Brinson	61
2003 Matthew Maniscalco	57
2004 Brad Corley	60
2005 Brad Jones	48
2006 Edward Easley	60
2007 Edward Easley	59

## HITS

Year Player	H
1949 Jimmy Bragan	41
1950 Jimmy Bragan	26
1951 Frank Bragan	28
1952 Dan Murphy	28
1953 Frank Bragan	32
1954 Jackie Parker	23
1955 Braxton Nail	27
1956 Charles Dickinson	26
1957 James McNally	20
1958 Charles Turner	32
Larry Gore	32
1959 Larry Gore	28
1960 Gary Dempsey	36
1961 Gary Dempsey	24
1962 Bill Etheridge	37
1963 Wayne Meadows	42
1964 Wayne Meadows	30
1965 Mike Burns	33
1966 Del Unser	39
1967 Jim Howarth	36
1968 Jim Howarth	40
1969 Ted Milton	32
1970 Dave Phares	49
1971 Phil Still	53
1972 Rick Spica	39
Joe Bob Cole	30
1974 Wayne Pinkerton	30
1975 Steve Hill	39
1976 Mike Kelley	50
1977 Mike Kelley	74
1978 Russ Aldrich	73
1979 Mike Kelley	94
1980 Mark Gillaspie	54
1981 Mark Gillaspie	85
1982 Dave Klipstein	77
1983 Rafael Palmeiro	95
1984 Rafael Palmeiro	98
1985 Will Clark	94
1986 Dan Paradoa	77
1987 Dan Paradoa	82
1988 John Cohen	84
1989 Tommy Raffo	102
1990 Tommy Raffo	97
1991 Steve Hegan	76
1992 Paul Petruilis	79
1993 Rex Buckner	84
1994 Scott Tribolet	74
1995 Scott Tribolet	63
1996 Rob Hauswald	63
1997 Richard Lee	100
1998 Brian Wiese	103
1999 Travis Chapman	99
2000 Shane Kelly	87
2001 Jon Knott	70
2002 Steve Gendron	84
2003 Matthew Maniscalco	94
2004 Brad Corley	93
2005 Brad Corley	83
2006 Jeffrey Rea	94
2007 Edward Easley	87

## BATTING AVG

Year Player	BA
1949 Jimmy Bragan	.369
1950 Jimmy Bragan	.371
1951 Gerald Walker	.329
1952 Dan Murphy	.389
1953 Frank Bragan	.360
1954 Jackie Parker	.418
1955 Braxton Nail	.380
1956 Don Gardiner	.348
1957 James McNally	.333
1958 Charles Turner	.395
1959 Don McNair	.325
1960 Gary Dempsey	.371
1961 Hal Green	.339
1962 Bill Etheridge	.370
1963 Wayne Meadows	.368
1964 Russ Gatlin	.348
1965 Mike Burns	.333
1966 Del Unser	.333
1967 Gary Washington	.330
1968 Sammy Fletcher	.364
1969 Tom Miller	.349
1970 Ted Milton	.328
1971 Donnie Davis	.368
1972 Rick Spica	.328
1973 Rick Counts	.311
1974 Rick Davidson	.321
1975 Steve Hill	.317
1976 Mike Kelley	.307
1977 Nat Showalter	.459
1978 Russ Aldrich	.343
1979 Mike Kelley	.400
1980 Mark Gillaspie	.348
1981 Mark Gillaspie	.410
1982 Dave Klipstein	.385
1983 Rafael Palmeiro	.406
1984 Rafael Palmeiro	.415
1985 Will Clark	.420
1986 Dan Paradoa	.376
1987 Dan Paradoa	.347
1988 Jody Hurst	.371
1989 Tommy Raffo	.383
1990 Tommy Raffo	.358
1991 Jimmy Gammill	.374
1992 Paul Petruilis	.338
1993 Rex Buckner	.349
1994 Ricky Joe Redd	.324
1995 Brian Clark	.314
1996 Adam Platt	.370
1997 Richard Lee	.362
1998 Brian Wiese	.412
1999 Travis Chapman	.403
2000 Ty Martin	.352
2001 Jon Knott	.359
2002 Steve Gendron	.351
2003 Robby Goodson	.358
2004 Brad Corley	.380
2005 Joseph McCaskill	.377
2006 Thomas Berkery	.383
2007 Brandon Turner	.399

## HOME RUNS

Year Player	HR
1949 Alex Grammas	2
1950 Jimmy Bragan	3
Don Robinson	3
1951 Bill Hinton	2
1952 Dan Murphy	4
1953 Bill Hinton	3
1954 Jackie Parker	1
Braxton Nail	1
1955 Braxton Nail	3
1956 Charles Dickinson	2
1957 Molly Halbert	4
1958 Jim Boring	5
1959 Bobby Craig	2
Jim Goodwin	2
Charles Turner	2
1960 Gary Dempsey	5
1961 Larry Brannon	5
1962 H.K. Etheridge	6
1963 H.K. Etheridge	7
1964 Mike Burns	4
1965 Del Unser	7
1966 Del Unser	7
1967 Gary Washington	4
1968 Jim Howarth	3
1969 Ted Milton	8
1970 Fred Yilling	8
1971 Phil Still	11
1972 Rick Counts	7
1973 Rick Counts	5
1974 Wayne Pinkerton	3
1975 Steve Hill	2
Larry Buckley	2
1976 Fred Dunlap	6
1977 Del Bender	17
1978 Del Bender	9
1979 Rick Dixon	8
Bob Kocol	8
1980 Bruce Castoria	8
1981 Bruce Castoria	29
1982 Bruce Castoria	15
1983 Rafael Palmeiro	18
1984 Rafael Palmeiro	29
1985 Will Clark	25
1986 John Mitchell	13
1987 Tracy Echols	12
1988 Richie Grayum	13
1989 Tommy Raffo	22
1990 Tracy Echols	14
1991 Rob Norman	8
1992 Rex Buckner	13
1993 Ricky Joe Redd	13
1994 Drew Williams	16
1995 David Hayman	17
1996 Rob Hauswald	16
1997 Richard Lee	19
1998 Richard Lee	19
1999 Brian Wiese	19
2000 Jon Knott	16
2001 Jon Knott	8
2002 Matthew Brinson	14
2003 Matthew Brinson	8
2004 Brad Corley	19
2005 Thomas Berkery	7
2006 Brian LaNinfa	11
2007 Edward Easley	12

## RBI

Year Player	RBI
1949 Alex Grammas	22
1950 Jimmy Bragan	20
1951 Joe Roy Adams	15
1952 Lewis Gilardoni	17
1953 Lewis Gilardoni	21
1954 Braxton Nail	22
1955 Braxton Nail	19
1956 Terry Murphy	15
1957 Molly Halbert	16
1958 Charles Turner	23
Larry Gore	23
1959 Jim Goodwin	14
1960 Gary Dempsey	21
1961 Larry Brannon	16
1962 H.K. Etheridge	23
Bill Etheridge	23
1963 H.K. Etheridge	30
1964 Russ Gatlin	20
1965 Del Unser	23
1966 Del Unser	22
1967 Gary Washington	25
1968 Sammy Fletcher	19
1969 Ted Milton	21
1970 Ted Milton	28
1971 Phil Still	37
1972 Rick Counts	28
1973 Rick Counts	24
1974 Joe Bob Cole	15
1975 Steve Hill	17
1976 Fred Dunlap	21
Mike Kelley	21
1977 Nat Showalter	44
1978 Del Bender	62
1979 Bob Kocol	65
1980 John McDonald	39
1981 Bruce Castoria	98
1982 Bruce Castoria	59
1983 Brad Winkler	79
1984 Rafael Palmeiro	94
1985 Will Clark	77
1986 Mike McCraney	57
John Mitchell	57
1987 John Mitchell	55
1988 Richie Grayum	68
1989 Tommy Raffo	80
1990 John Cohen	41
1991 Charlie Anderson	79
1992 Rex Buckner	50
1993 Drew Williams	52
1994 Drew Williams	69
1995 David Hayman	55
1996 Rob Hauswald	63
1997 Richard Lee	90
1998 Richard Lee	85
1999 Brian Wiese	66
2000 Jon Knott	66
2001 Josh West	49
2002 Matthew Brinson	71
2003 Matthew Brinson	49
2004 Craig Tatum	60
2005 Thomas Berkery	55
2006 Brian LaNinfa	50
2007 Edward Easley	63

Southeastern Conference leaders shown in BOLD



Don Gardiner



Tommy Raffo




Nat Showalter



Phill Still



Del Unser



Brian Wiese

# YEARLY STATISTICAL LEADERS



## STOLEN BASES

Year	Player	SB
1949	Jimmy Bragan	3
1950	Jimmy Bragan	7
1951	Frank Bragan	7
	Dan Murphy	7
1952	Bill Hinton	8
1953	Frank Bragan	6
1954	Jackie Parker	11
	Charles Dickinson	11
1955	Charles Dickinson	8
1956	Charles Dickinson	2
	Terry Murphy	2
1957	Don McNair	3
	Frank Power	3
1958	Jim Boring	5
1959	Don McNair	8
1960	Gary Dempsey	6
1961	Hal Green	3
	Gary Dempsey	3
1962	Bill Etheridge	9
1963	Bill Etheridge	7
1964	Aubrey Nichols	13
1965	Del Unser	5
1966	Del Unser	6
1967	Jim Howarth	7
1968	Phil Still	9
1969	Manny Washington	6
	Bobby Crosswell	6
	Jocko Potts	6
1970	Bobby Crosswell	12
1971	Bobby Crosswell	10
1972	Wayne Pinkerton	6
1973	Del Holland	10
1974	Wayne Pinkerton	4
1975	Fred Dunlap	8
1976	Bill Montgomery	14
1977	Mike Kelley	25
1978	Del Bender	21
1979	Mike Kelley	27
1980	Randy Schlosser	19
1981	Dave Klipstein	28
1982	Dave Klipstein	18
1983	Dan Van Cleve	16
1984	Dan Van Cleve	15
1985	Dan Van Cleve	38
1986	Barry Winford	18
1987	Burke Masters	9
1988	Barry Winford	11
1989	Burke Masters	9
1990	Jon Shave	24
1991	Steve Hegan	7
1992	Chuck Daniel	11
1993	Paul Petruis	4
1994	Scott Tribolet	16
1995	Scott Tribolet	15
1996	Damian Scioneaux	15
1997	Damian Scioneaux	20
1998	Brad Freeman	16
	Rusty Thoms	16
1999	Brian Wiese	8
2000	Shane Kelly	17
2001	Phillip Willingham	11
2002	Matthew Maniscalco	12
2003	Matthew Maniscalco	20
2004	Jeffrey Rea	11
2005	Joseph Hunter	8
2006	Jeffrey Rea	14
2007	Jeffrey Rea	13

## WINS

Year	Player	W-L
1949	Phil Brandon	8-2
1950	Joe Sheppard	7-1
1951	Floyd Johnson	4-0
	Beverly Gross	4-2
1952	Curt Monroe	4-2
1953	Curt Monroe	6-3
1954	Bobo Matthews	3-2
	Charlie Williams	3-3
1955	Joe Wilson	3-3
	Leon Beasley	3-2
1956	Joe Wilson	4-3
1957	Jim Pruett	6-1
1958	Wayne Robbins	6-1
1959	Jim Pruett	4-0
	Ronnie Davis	4-1
1960	Neal Sheffield	5-1
1961	F. Montgomery	3-0
	Neal Sheffield	3-2
1962	F. Montgomery	10-0
1963	Doug Hutton	5-0
	Lloyd Langston	5-2
1964	Ken Tatum	4-4
1965	Ken Tatum	7-1
1966	Ken Tatum	10-2
1967	Dennis Hall	7-1
1968	Brantley Jones	7-3
1969	Mike Proffitt	6-2
	Brantley Jones	9-0
1970	Mike Proffitt	11-2
1971	Mike Proffitt	7-3
1972	Butch Holmes	5-2
1973	Steve Griffith	5-2
1974	Lamar Pritchard	5-2
	Bobby Myrick	5-3
1975	Don Robinson	4-6
1976	Don Robinson	8-4
1977	Jack Lazorko	10-3
1978	Jack Lazorko	8-2
	Bobby Maher	8-4
1979	Ken Kurtz	12-2
1980	Perry Cliburn	5-3
	Steve Susce	5-3
	Bryan Hardwick	5-3
	Don Mundie	5-4
1981	Don Mundie	14-5
1982	Hans Herzog	8-4
1983	Hans Herzog	12-3
1984	Jeff Brantley	13-3
1985	Jeff Brantley	18-2
1986	Trent Intorcica	8-6
1987	Mike Martin	11-5
1988	Terry Ellis	10-4
1989	Bobby Reed	12-3
1990	Bobby Reed	15-4
1991	B.J. Wallace	10-5
1992	B.J. Wallace	9-3
1993	Carlton Loewer	9-3
1994	Gary Rath	10-3
1995	Kyle Kennedy	9-6
1996	Eric DuBose	10-4
1997	Eric DuBose	9-4
	Jeremy Jackson	9-4
1998	Jeremy Jackson	10-3
1999	Matt Ginter	8-7
2000	Mark Freed	9-2
2001	Paul Maholm	8-5
2002	Paul Maholm	10-3
2003	Paul Maholm	9-2
2004	Saunders Ramsey	7-2
2005	Brooks Dunn	6-3
	Mike Valentine	6-0
2006	Brooks Dunn	8-6
2007	Chad Crosswhite	8-5

## ERA

Year	Player	IP
1949	Phil Brandon	2.29
1950	Joe Sheppard	1.87
1951	Floyd Johnson	2.33
1952	Curt Monroe	2.84
1953	Curt Monroe	3.20
1954	Charlie Williams	2.41
1955	Joe Wilson	4.22
1956	Wayne Robbins	4.18
1957	Jim Pruett	1.03
1958	Bill Shoemaker	2.23
1959	Jim Pruett	1.50
1960	Guy Parker	2.84
1961	Neal Sheffield	1.99
1962	F. Montgomery	0.68
1963	Claude Reader	2.08
1964	Frank Chambers	1.50
1965	F. Montgomery	1.51
1966	Bo Gregory	2.43
1967	Brantley Jones	2.29
1968	Glenn Wallace	2.22
1969	Glenn Wallace	1.46
1970	Dennis Hall	0.63
1971	Mike Proffitt	2.02
1972	Mike Proffitt	1.41
1973	Butch Holmes	1.07
1974	Lamar Pritchard	1.44
1975	Harvey Luby	1.88
1976	Don Robinson	2.50
1977	Gary Willoughby	2.30
1978	Jack Lazorko	2.92
1979	Ken Kurtz	2.09
1980	Perry Cliburn	1.79
1981	John Shrewsbury	1.69
1982	Bill Bond	3.33
1983	Will McCraney	2.35
1984	Jeff Brantley	2.65
1985	Gene Morgan	2.28
1986	Will McCraney	2.95
1987	Mike Martin	4.11
1988	Bobby Reed	1.09
1989	Pete Young	1.22
1990	Jon Harden	2.21
1991	Jay Powell	1.28
1992	Jon Harden	1.96
1993	Gary Rath	2.97
1994	Gary Rath	1.71
1995	Scott Tanksley	2.91
1996	Van Johnson	3.09
1997	Hank Thoms	2.81
1998	Brian Compton	2.24
1999	Hank Thoms	2.66
2000	Jeff Hunter	3.16
2001	Jeff Lacher	1.12
2002	Robby Goodson	2.08
2003	Jamie Gant	1.15
2004	Saunders Ramsey	3.50
2005	Brett Cleveland	1.96
2006	Justin Pigott	1.66
2007	Ricky Bowen	3.00

## STRIKEOUTS

Year	Player	SO
1949	Phil Brandon	52
1950	Joe Sheppard	45
1951	Beverly Gross	45
1952	Curt Monroe	23
1953	Charlie Williams	42
1954	Charlie Williams	32
1955	Charlie Williams	37
1956	Monroe Mitchell	56
1957	Jim Pruett	42
1958	Wayne Robbins	43
1959	Jim Pruett	27
1960	Jerry Merriman	56
1961	Sammy Ellis	73
1962	F. Montgomery	102
1963	F. Montgomery	88
1964	Frank Chambers	51
1965	Ken Tatum	62
1966	Ken Tatum	84
1967	Brantley Jones	55
1968	Brantley Jones	78
1969	Mike Proffitt	57
1970	Mike Proffitt	55
	Brantley Jones	55
1971	Jerry Thompson	89
1972	Mike Proffitt	73
1973	Steve Griffith	51
1974	Bobby Myrick	61
1975	Don Robinson	59
1976	Don Robinson	78
1977	Don Robinson	77
1978	Buddy Maher	55
1979	Ken Kurtz	100
1980	Don Mundie	49
1981	Don Mundie	91
1982	Allen Morlock	39
1983	Jeff Brantley	81
1984	Jeff Brantley	115
1985	Jeff Brantley	136
1986	Steve King	71
1987	Mike Martin	80
1988	Rob Norman	71
1989	Tracy Jobs	76
1990	Bobby Reed	98
1991	B.J. Wallace	104
1992	B.J. Wallace	145
1993	Carlton Loewer	101
1994	Gary Rath	141
1995	Eric DuBose	109
1996	Eric DuBose	174
1997	Eric DuBose	145
1998	Matt Ginter	100
1999	Hank Thoms	121
2000	Kevin Donovan	98
2001	Paul Maholm	95
2002	Paul Maholm	77
2003	Paul Maholm	101
2004	Todd Doolittle	62
2005	Alan Johnson	70
2006	Brooks Dunn	71
2007	Justin Pigott	76

## INN. PITCHED

Year	Player	IP
1949	Phil Brandon	82.2
1950	Joe Sheppard	65.0
1951	Beverly Gross	47.0
1952	Curt Monroe	57.0
1953	Curt Monroe	78.2
1954	Charlie Williams	56.0
1955	Charlie Williams	40.1
1956	Wayne Robbins	47.1
1957	Jim Pruett	52.1
1958	Wayne Robbins	66.2
1959	Not Available	27
1960	Jerry Merriman	56.2
1961	Sammy Ellis	57.2
1962	F. Montgomery	92.0
1963	F. Montgomery	66.2
1964	Ken Tatum	50.1
1965	Ken Tatum	73.2
1966	Ken Tatum	95.1
1967	Brantley Jones	55.0
1968	Brantley Jones	76.1
1969	Mike Proffitt	68.2
1970	Brantley Jones	77.0
1971	Jerry Thompson	109.0
1972	Mike Proffitt	70.0
1973	Steve Griffith	61.2
1974	Bobby Myrick	57.2
1975	Don Robinson	67.2
1976	Gary Willoughby	98.0
1977	Jack Lazorko	102.0
1978	Buddy Maher	88.0
1979	Ken Kurtz	116.0
1980	Perry Cliburn	80.2
1981	Don Mundie	145.0
1982	Hans Herzog	83.2
1983	Hans Herzog	118.0
1984	Jeff Brantley	132.2
1985	Jeff Brantley	145.2
1986	Trent Intorcica	96.1
1987	Mike Martin	116.0
1988	Terry Ellis	105.1
1989	Tracy Jobs	110.1
1990	Bobby Reed	140.1
1991	B.J. Wallace	109.2
1992	B.J. Wallace	127.1
1993	Carlton Loewer	99.2
1994	Gary Rath	115.2
1995	Eric DuBose	112.2
1996	Eric DuBose	133.1
1997	Eric DuBose	118.2
1998	Jeremy Jackson	99.2
1999	Hank Thoms	118.1
2000	Kevin Donovan	98.2
2001	Paul Maholm	102.0
2002	Paul Maholm	102.1
2003	Paul Maholm	107.2
2004	Jeff Lacher	88.1
2005	Alan Johnson	91.0
2006	Brooks Dunn	94.0
2007	Justin Pigott	113.2

## SAVES

Year	Player	SV
1975	Six Pitchers	1
1976	Steve Carlson	2
1977	Mike Darby	3
1978	Josh Reagan	5
1979	Bryan Hardwick	7
1980	Bryan Hardwick	5
1981	Steve D'Ercole	2
1982	Bryan Hardwick	4
1983	Trent Intorcica	4
1984	Will McRaney	3
1985	Bobby Thigpen	7
1986	Mike Martin	5
1987	Pete Young	3
1988	Pete Young	8
1989	Pete Young	8
1990	Chuck Daniel	6
1991	Jay Powell	10
1992	Jon Harden	8
1993	Jay Powell	13
1994	Scott Tanksley	7
1995	Scott Tanksley	7
1996	Van Johnson	5
1997	Van Johnson	10
1998	Van Johnson	10
1999	Adam Larson	3
2000	Adam Larson	12
2001	Brandon Medders	6
2002	Jonathan Papelbon	5
2003	Jonathan Papelbon	7
2004	Saunders Ramsey	4
2005	Brett Cleveland	5
2006	Brett Cleveland	5
2007	Ricky Bowen	5
	Aaron Weatherford	5



Phil "Lefty" Brandon

Southeastern Conference leaders shown in BOLD



Brantley Jones



Jack Lazorko



Gary Rath



Ken Tatum



# YEARLY/ALL-TIME COACHING RECORDS

Year	Coach	All Games			Pct.	Conference			
		W	L	T		W	L	T	Pct.
1885	None	3	0	0	1.000				
1886	None	2	0	0	1.000				
1887	None	2	0	0	1.000				
1888	None	5	1	0	.833				
1889	G.C. Creelman	3	0	0	1.000				
1890	G.C. Creelman	4	0	0	1.000				
1891	G.C. Creelman	3	0	0	1.000				
1892	G.C. Creelman	2	0	0	1.000				
1893	G.C. Creelman	2	0	2	.750				
1894	no team								
1895	G.C. Creelman	1	0	1	.750				
1896	G.C. Creelman	0	2	0	.000				
1897	None	2	1	0	.667				
1898	no team								
1899	None	1	1	0	.500				
1900	no team								
1901	no team								
1902	S.W. Scales	5	1	0	.833				
1903	None	9	3	0	.750				
1904	None	6	5	0	.545	4	5	0	.444
1905	S.A. Jehl	11	5	0	.688	4	2	0	.667
1906	Bert Noblett	9	8	1	.528	3	2	1	.583
1907	F.P. Plass	8	6	0	.571	1	5	0	.167
1908	F.P. Plass	19	13	2	.588	4	7	0	.364
1909	Dolly Stark	22	4	0	.846	*10	2	0	.833
1910	W.D. Chadwick	16	11	0	.593	2	5	0	.286
1911	W.D. Chadwick	16	7	0	.696	*10	6	0	.625
1912	W.D. Chadwick	14	8	1	.630	7	7	0	.500
1913	W.D. Chadwick	16	10	2	.625	8	6	1	.567
1914	W.D. Chadwick	11	9	2	.545	5	6	1	.458
1915	W.D. Chadwick	12	9	2	.565	8	6	2	.563
1916	W.D. Chadwick	11	7	0	.611	6	6	0	.500
1917	W.D. Chadwick	14	3	2	.789	9	1	2	.833
1918	W.D. Chadwick	10	8	0	.556	*4	7	0	.364
1919	S.L. Robinson	11	7	0	.611	6	4	0	.600
1920	C.R. (Dudy) Noble	8	8	0	.500	6	6	0	.500
1921	C.R. (Dudy) Noble	13	8	0	.619	*6	6	0	.500
1922	C.R. (Dudy) Noble	16	6	3	.700	*7	1	1	.833
1923	C.R. (Dudy) Noble	14	9	0	.609	11	7	0	.611
1924	C.R. (Dudy) Noble	17	7	0	.708	*12	3	0	.800
1925	C.R. (Dudy) Noble	19	7	0	.731	9	5	0	.643
1926	C.R. (Dudy) Noble	18	12	0	.600	10	8	0	.556
1927	C.R. (Dudy) Noble	13	8	1	.614	9	7	0	.563
1928	C.R. (Dudy) Noble	12	8	0	.600	7	6	0	.538
1929	C.R. (Dudy) Noble	9	6	3	.583	3	5	0	.375
1930	C.R. (Dudy) Noble	12	12	0	.500	6	7	0	.462
1931	C.R. (Dudy) Noble	12	9	0	.571	8	5	0	.615
1932	C.R. (Dudy) Noble	8	10	0	.444	6	8	0	.429

Year	Coach	All Games			Pct.	Conference			
		W	L	T		W	L	T	Pct.
1933	C.R. (Dudy) Noble	10	5	0	.667	5	3	0	.625
1934	C.R. (Dudy) Noble	11	5	0	.688	8	4	0	.667
1935	C.R. (Dudy) Noble	8	3	0	.727	8	3	0	.727
1936	C.R. (Dudy) Noble	8	5	1	.607	6	4	0	.600
1937	C.R. (Dudy) Noble	12	3	0	.800	8	3	0	.727
1938	C.R. (Dudy) Noble	5	7	0	.417	3	7	0	.300
1939	C.R. (Dudy) Noble	7	10	0	.412	3	10	0	.231
1940	C.R. (Dudy) Noble	5	9	0	.357	4	7	0	.364
1941	C.R. (Dudy) Noble	8	9	0	.471	7	8	0	.467
1942	C.R. (Dudy) Noble	8	6	1	.567	6	7	0	.462
1943	C.R. (Dudy) Noble	3	9	0	.250	3	9	0	.250
1944	no team								
1945	no team								
1946	C.R. (Dudy) Noble	3	12	0	.200	2	9	0	.182
1947	C.R. (Dudy) Noble	8	8	0	.500	7	8	0	.467
1948	R.P. Patty	17	8	0	.680	*12	5	0	.706
1949	R.P. Patty	#19	6	0	.760	*13	3	0	.813
1950	R.P. Patty	13	6	0	.684	9	5	0	.643
1951	R.P. Patty	11	9	0	.550	6	9	0	.400
1952	R.P. Patty	12	11	0	.522	6	9	0	.400
1953	R.P. Patty	#15	7	0	.682	12	3	0	.800
1954	R.P. Patty	9	7	0	.563	7	7	0	.500
1955	R.P. Patty	9	10	0	.474	7	9	0	.438
1956	R.P. Patty	11	9	0	.550	6	9	0	.400
1957	Paul E. Gregory	13	5	0	.722	10	5	0	.667
1958	Paul E. Gregory	14	10	0	.583	8	6	0	.571
1959	Paul E. Gregory	12	13	0	.480	5	10	0	.333
1960	Paul E. Gregory	16	11	0	.593	8	8	0	.500
1961	Paul E. Gregory	12	7	0	.632	7	6	0	.538
1962	Paul E. Gregory	21	5	1	.796	14	1	1	.906
1963	Paul E. Gregory	17	11	0	.607	9	7	0	.563
1964	Paul E. Gregory	17	12	0	.586	7	7	0	.500
1965	Paul E. Gregory	#16	10	0	.615	*11	4	0	.733
1966	Paul E. Gregory	#20	11	0	.645	*11	4	0	.733
1967	Paul E. Gregory	17	14	0	.548	9	9	0	.500
1968	Paul E. Gregory	16	17	0	.485	7	10	0	.412
1969	Paul E. Gregory	20	10	0	.667	11	7	0	.611
1970	Paul E. Gregory	#32	8	0	.800	*11	4	0	.733
1971	Paul E. Gregory	\$#32	12	0	.727	*13	5	0	.722
1972	Paul E. Gregory	24	16	0	.600	7	11	0	.389
1973	Paul E. Gregory	16	14	1	.532	5	9	0	.357
1974	Paul E. Gregory	13	14	0	.481	8	9	0	.471
1975	Jimmy Bragan	16	24	0	.400	6	16	0	.273
1976	Ron Polk	28	17	0	.622	11	12	0	.478
1977	Ron Polk	33	15	0	.688	11	9	0	.550
1978	Ron Polk	#38	18	0	.679	13	8	0	.619
1979	Ron Polk	\$#48	12	0	.800	*17	2	0	.895
1980	Ron Polk	31	19	0	.620	10	11	0	.476
1981	Ron Polk	\$#46	17	0	.730	17	6	0	.739
1982	Ron Polk	28	23	0	.549	11	13	0	.458
1983	Ron Polk	#42	15	0	.737	17	5	0	.773
1984	Ron Polk	#45	16	0	.738	18	5	0	.783
1985	Ron Polk	\$#50	15	0	.769	*16	8	0	.667
1986	Ron Polk	34	21	0	.618	12	15	0	.444
1987	Ron Polk	#39	22	0	.639	*13	13	0	.500
1988	Ron Polk	#44	20	0	.688	17	10	0	.630
1989	Ron Polk	#54	14	0	.794	*20	5	0	.800
1990	Ron Polk	\$#50	21	0	.704	+17	9	0	.654
1991	Ron Polk	#42	21	0	.667	12	9	0	.571
1992	Ron Polk	#40	22	0	.645	15	9	0	.625
1993	Ron Polk	#41	21	0	.661	17	12	0	.586
1994	Ron Polk	36	23	0	.610	15	12	0	.556
1995	Ron Polk	34	25	0	.576	11	16	0	.407
1996	Ron Polk	#38	24	0	.613	17	13	0	.567
1997	Ron Polk	\$#47	21	0	.691	19	11	0	.633
1998	Pat McMahon	\$#42	23	0	.646	14	15	0	.483
1999	Pat McMahon	#42	21	0	.666	15	14	0	.517
2000	Pat McMahon	#41	20	0	.672	17	10	0	.630
2001	Pat McMahon	#39	24	0	.619	+17	13	0	.567
2002	Ron Polk	34	24	1	.585	14	15	0	.483
2003	Ron Polk	#42	20	1	.645	17	12	0	.586
2004	Ron Polk	#35	24	0	.593	13	17	0	.433
2005	Ron Polk	#42	22	0	.656	+13	16	0	.448
2006	Ron Polk	37	23	0	.617	12	17	0	.414
2007	Ron Polk	\$#38	22	0	.633	15	13	0	.536

## ALL-TIME MSU COACHING RECORDS

Coach	Tenure	Overall		Conference		
		Years	W-L-T	Pct.	W-L	Pct.
—	1885-88	4	12-1	.923	—	—
G.C. Creelman	1889-96	7	15-2-3	.825	—	—
—	1897,1899	2	3-2	.600	—	—
S.W. Scales	1902	1	5-1	.833	—	—
—	1903-04	2	15-8	.652	—	—
S.A. Jehl	1905	1	11-5	.688	—	—
Bert Noblett	1906	1	9-8-1	.528	—	—
F.P. Plass	1907-08	2	27-19-2	.583	—	—
Dolly Stark	1909	1	22-4	.846	—	—
W.D. Chadwick	1910-18	9	120-71-10	.622	—	—
S.L. Robinson	1919	1	11-7	.611	—	—
C.R. "Dudy" Noble	1920-47	26	267-201-9	.569	70-82	.461
R.P. "Doc" Patty	1948-56	9	116-73	.614	78-59	.569
Paul E. Gregory	1957-74	18	328-200-1	.621	161-122-1	.569
Jimmy Bragan	1975	1	16-24	.400	6-16	.273
Ron Polk	1976-97	22	888-422	.678	326-213	.605
Pat McMahon	1998-2001	4	164-88	.651	63-52	.548
Ron Polk	2002 —	6	228-133-2	.631	84-90	.483
15 Coaches		*117	2257-1271-28	.639	788-634-1	.554

\* — includes eight seasons with no head coach (1885-88, 1897, 1899, 1903-04)

\* — Southeastern Conference Champion  
\$ — NCAA College World Series

# — NCAA Regional Tournament  
+ — SEC Tournament Champion

NOTE: SEC baseball competition began in 1933; the first SEC baseball tournament was held in 1977