

# TABLE OF CONTENTS

## MEDIA/TEAM INFORMATION

Media Information .....	2-3
MSU Baseball Radio Network .....	4
Team Schedule .....	5
Season Preview .....	6-7
Team Road Headquarters .....	7
Team Rosters / Pronunciation Guide .....	8-9
The Diamond Girls .....	10

## BASEBALL STAFF

Head Coach John Cohen .....	12-15
Assistant Coach Lane Burroughs .....	16
Assistant Coach Butch Thompson .....	17
Coordinator of Camps Nick Mingione .....	18
Coordinator of Baseball Operations Tyler Bratton .....	19
Behind the Scenes .....	19
Support Staff .....	20

## THE PLAYERS

Cody Abraham - Brett Bozeman .....	22
C.C. Watson .....	54

## THE OPPONENTS

SEC Opponents .....	56-58
Non-conference Opponents .....	59-61
Series Scores .....	62-66
SEC Tournament .....	66

## 2010 SEASON IN REVIEW

2010 Season Recap .....	68
Season Results .....	69
Overall, Conference Statistics .....	70-71
Starting Lineups .....	72
Home Runs Hit/Allowed .....	73
Pitching starts .....	74
SEC Standings/Honors .....	75
Final Career Statistics .....	76

## MSU BASEBALL RECORDS

Individual Records .....	78-79
Team Records .....	80
The Last Time... / MSU in the Polls .....	81
Top 10 Hitting Lists .....	82-83
Top 10 Pitching Lists .....	84-85
Team Season Bests .....	86
Yearly Team Statistics / MVPs .....	87
Yearly Statistical Leaders .....	88-89
Yearly Records/Coaching Records .....	90

## HONORS & HISTORY

National / Regional / SEC Honors .....	92-93
Academic Honors .....	94
Coaching Honors/Hall of Famers .....	87
Lettermen .....	96-99
MSU in the Majors/Draft .....	100-102
Television Appearances .....	103
CWS / Regional Appearances .....	94-106
SEC Tournament Appearances .....	107
Historical Dates .....	108-110
Game-By-Game Results .....	111-123
Series Records .....	124

## THE UNIVERSITY

Mississippi State University .....	126
MSU President Keenum / Athletics Director Stricklin .....	127
Athletics Department Directory .....	128
The Southeastern Conference .....	129
Dudy Noble Field .....	130-132

# MSU BASEBALL QUICK FACTS

## ABOUT MISSISSIPPI STATE

**LOCATION:** Starkville, Miss. (est. population 25,000)

**FOUNDED:** 1878

**ENROLLMENT:** 19,644 (statewide fall 2010 enrollment)

**UNIVERSITY PRESIDENT:** Dr. Mark E Keenum (Mississippi State, 1983)

**FACULTY REPRESENTATIVE:** Dr. Steve Turner (Mercer, 1975)

**ATHLETICS DIRECTOR:** Scott Stricklin (Mississippi State, 1992)

**SCHOOL MASCOT:** Bulldog

**SCHOOL COLORS:** Maroon & White

**NCAA/CONFERENCE AFFILIATION:** Div. 1/Southeastern Conference (SEC West)

**BASEBALL STADIUM:** Dudy Noble Field, Polk-DeMent Stadium

**CAPACITY:** 15,000 (grandstand/bleacher seating: approx. 7,200)

**FIELD DIMENSIONS:** LF-330, LC-376, CF-390, RC-374, RF-326

**FIRST GAME:** April 3, 1967 (at present field location)

## BASEBALL STAFF

**HEAD COACH:** John Cohen (Mississippi State University, 1990)

**OVERALL RECORD:** 369-258-1 (.587/11 seasons)

**MSU OVERALL/SEC RECORD:** 48-62 (.436/two seasons) / 15-44 SEC

**NCAA TOURNAMENT APPEARANCES/RECORD:** 2/4-4

**ASSISTANT COACH:** Butch Thompson, 3rd year (Birmingham-Southern, 1992)

**ASSISTANT COACH:** Lane Burroughs, 3rd year (Mississippi College, 1995)

**BASEBALL CAMPS COORD:** Nick Mingione, 3rd year (Embry-Riddle University, 2000)

**DIRECTOR/BASEBALL OPERATIONS:** Tyler Bratton, 3rd year (Mississippi State, 2007)

**STRENGTH COACH:** TBA

**ASSISTANT STRENGTH COACH:** Greg Drye (Southern Miss, 1996)

**ATHLETIC TRAINER:** Jason Wire (St. Cloud State University, 2006)

**STUDENT TRAINERS:** Kristina Berard, Cody Pounders

**STUDENT MANAGERS:** Will Coggin, Baron Jones, G.T. McCullough, Michelle Norcross, Ronald Sims

**BASEBALL OFFICE TELEPHONE:** 662-325-3597

**BASEBALL OFFICE FAX:** 662-325-3600

**BASEBALL MAILING ADDRESS:** Box 5327, Mississippi State, MS 39762

**BASEBALL SHIPPING ADDRESS:** 110 Coliseum Circle, Mississippi State, MS 39762

## TEAM INFORMATION

**2010 OVERALL RECORD:** 23-33 (Home: 19-14, Away: 4-15, Neutral: 0-4)

**2010 SEC RECORD:** 6-24 (Home: 4-11, Away: 2-13)

**2010 SEC FINISH:** 11th overall (6th in SEC Western Division)

**2010 POSTSEASON PLAY/FINAL NATIONAL RANKING:** NA

**2010 LETTERMEN RETURNING:** 15 (RHP-Ben Bracewell, OF-Ryan Collins, C-Cody Freeman, INF-Sam Frost, LHP-Chad Girodo, RHP-Kendall Graveman, OF-Trey Johnson, RHP-Devin Jones, INF-Jonathan Ogden, RHP-Caleb Reed, OF-Jaron Shepherd, RHP-Chris Stratton, C-Wes Thigpen, INF-Nick Vickerson, LHP-C.C. Watson)

**2010 LETTERMEN NOT RETURNING:** 7 (OF-Luke Adkins, INF-Jet Butler, OF-Ryan Duffy, RHP-Greg Houston, 1B-Connor Powers, INF-Russ Sneed, LHP-Tyler Whitney)

**2010 POSITION STARTERS RETURNING:** 5 (2B-Sam Frost, 3B-Nick Vickerson, SS-Jonathan Ogden, CF-Jaron Shepherd, C-Wes Thigpen)

**2010 POSITION STARTERS/DH NOT RETURNING:** 3+DH (1B-Connor Powers, 3B-Russ Sneed, OF-Luke Adkins, DH-Ryan Duffy)

**2010 PITCHERS RETURNING:** 9 (RHP-Ben Bracewell, LHP-Chad Girodo, RHP-Kendall Graveman, LHP-Trey Johnson, RHP-Devin Jones, RHP-Caleb Reed, RHP-Chris Stratton, LHP-Nick Routt, LHP-C.C. Watson)

**2010 PITCHERS NOT RETURNING:** 5 (LHP-Luke Bole, RHP-Corey Collins, RHP-Greg Houston, RHP-Matt Lane, LHP-Tyler Whitney)

**2010 NON-LETTERMEN RETURNING:** 4 (OF-Brent Brownlee, RHP-Michael Dixon, INF-Jarrold Parks, LHP-Nick Routt)

**2010 NON-LETTERMEN NOT RETURNING:** 9 (C-Kolby Byrd, RHP-Justin Bussey, LHP-Luke Bole, RHP-Corey Collins, C-Dallas Hannah, LHP-Matt Lane, RHP-Jared Miller, RHP-Paxton Pace, INF-Frank Rowdow)

**2011 NEWCOMERS:** 18 (OF/LHP-Cody Abraham, C/1B-Brett Bozeman, OF/LHP-C.T. Bradford, RHP-Andrew Busby, RHP-Victor Diaz, RHP-Jordan Faulkner, INF-Adam Frazier, RHP-Tanner Gaines, INF-Demarcus Henderson, INF-Brayden Jones, RHP-Evan Mitchell, LHP-Ross Mitchell, INF/RHP-Daryl Norris, LHP/OF-Luis Pollorena, 1B/RHP-Wes Rea, C/OF/RHP-Hunter Renfro, INF/RHP-Taylor Stark, LHP-Tim Statz)

**BREAKDOWN BY CLASS:** 37 (SENIORS-8, JUNIORS-8, SOPHOMORES-8, FRESHMEN-13)

# MEDIA INFORMATION

The 2011 Mississippi State University Baseball Media Guide has been prepared to assist the media with its coverage of State baseball. It should provide answers to most MSU baseball-related questions. Should you need additional information, please contact MSU Assistant Media Relations Director **Joe Dier** (662-325-8040/FAX 325-3600 • [jbdier@athletics.msstate.edu](mailto:jbdier@athletics.msstate.edu)). **THE JOE PHILLIPS PRESS BOX:** The press box at Dudy Noble Field is named in honor of **Joe Phillips**, a pioneer in radio broadcasting in Mississippi and a driving force behind the formation of Mississippi State University's radio networks for sports broadcasts. The facility features media seating in three compartments as well as two radio booths.

**CREDENTIALS:** Media credentials for Mississippi State home baseball games are required for media covering games at Dudy Noble Field and are issued through the MSU Athletic Media Relations Office for working press only. Written requests by accredited media members on company letterhead should be submitted well in advance of the requested game(s) and directed to Assistant Director of Athletic Media Relations Joe Dier (P.O. Box 5308, Mississippi State, MS 39762 — [jbdier@athletics.msstate.edu](mailto:jbdier@athletics.msstate.edu)). If needed, credentials can be left at the "Will Call" window at the stadium ticket office under the main grandstand, which opens two hours prior to SEC and weekend games and 90 minutes prior to all other games.

Mississippi State is scheduled to make two appearances this season in Pearl, Miss., at **Trustmark Park**, the home of the Mississippi Braves, the Atlanta Braves' affiliate in the Class AA Southern League. MSU is the designated visiting team for both an April 5 game against **Southern Miss** and the fifth annual **Governor's Cup** game April 19 against **Ole Miss**. Requests for media credentials for the games at Trustmark Park should be directed to the **Mississippi Braves** ticket office (888-272-8374).

Credentials are also required for photographers and videographers at MSU home games, and on-field photographers must operate from and stow equipment in the photo boxes located on the outfield end of each dugout. Photographers are restricted from entering the field of play and team dugouts, and flash photography is not permitted at Dudy Noble Field.

**INTERVIEWS:** Following a 10-minute cooling off period, head coach John Cohen, Mississippi State players and MSU assistant coaches will be available for interviews following most games on the field near the MSU dugout. To facilitate the process, a member of the MSU Media Relations staff will solicit interview requests from media members in the final two innings of the game, and will be available to assist with those interviews on the field. The Mississippi State locker room and stadium dugouts at Dudy



*The Joe Phillips Press Box at Dudy Noble Field*

should contact the MSU Athletic Media Relations Office for practice times and to make known requests for player interviews. In most cases, players will be available for a brief time before and for a lengthier time following practices.

To arrange pregame interviews with players, please make advance contact with Joe Dier. Players are generally available for brief pregame interviews approximately two hours prior to each game near the dugout. Telephone interviews can also be scheduled with players on a call-back basis during the week, also with advance arrangement through the MSU Athletic Media Relations Office.

**PARKING:** Limited media parking at Dudy Noble Field, Polk-DeMent Stadium is available in a designated media/handicap parking area on the east side of Humphrey Coliseum. A media parking pass issued in advance by MSU Athletic Media Relations is required. MSU baseball media credentials will be honored at all public entrances to Dudy Noble Field.

**PRESS BOX SERVICES:** The MSU Media Relations Office provides pregame notes, statistics and scorecards in the Joe Phillips Press Box prior to each game at Dudy Noble Field. A complete box score along with a play-by-play is available approximately 15 minutes after each game. Wired and wireless internet connections are available for media use in the press box.

**RADIO:** MSU provides a radio booth for the broadcast entity designated by the visiting SEC team. Two telephone lines and an ISDN line are available for use in the visiting radio booth in the **Joe Phillips Press Box**. Telephone lines will also be made available for use by radio networks of non-conference opponents on a reciprocating basis. Please contact **Don Williams** (662-325-8950) in advance to confirm arrangements for the use of telephone lines.

**SATELLITE FEEDS:** The **MSU Television Center** has expanded its satellite-fed video highlight service to television outlets this spring. Game highlights will be available following each of Mississippi State's 15 SEC home games. Contact **Bennie Ashford** (662-325-1332) of the MSU Television Center for specific uplink schedules and satellite coordinates to access this video service.



*Postgame interview with head coach John Cohen and the Bulldogs are conducted on the field.*

## PRIMARY MEDIA OUTLETS

### PRINT MEDIA

#### STARKVILLE DAILY NEWS

Danny P. Smith ([sdnsports@bellsouth.net](mailto:sdnsports@bellsouth.net))  
Mobile phone: 662-418-5011  
662-323-1642 • FAX 323-6586

#### COLUMBUS COMMERCIAL DISPATCH

Adam Minichino ([sports@cdsdispatch.com](mailto:sports@cdsdispatch.com))  
Mobile phone: 662-352-552-5281  
662-327-1297 • FAX 329-8937

#### NORTHEAST MISSISSIPPI DAILY JOURNAL

Brad Locke ([brad.locke@djournal.com](mailto:brad.locke@djournal.com))  
Mobile phone: 662-397-7813  
662-842-2611 • FAX 842-2233

#### JACKSON CLARION-LEDGER

Brandon Marcello ([quickwire@clarionledger.net](mailto:quickwire@clarionledger.net))  
Mobile phone: 662-617-4362  
601-961-7294 • FAX 961-7224

### GRENADA STAR

Chuck Hathcock ([sports@grenadastar.com](mailto:sports@grenadastar.com))  
662-226-4321 • FAX 226-8310

### BROADCAST MEDIA

#### WFCA-FM (French Camp)

Jason Crowder ([jason@wfcafm108.com](mailto:jason@wfcafm108.com))  
662-547-6414 • FAX 547-9451

#### WCBI-TV (CBS-Columbus)

Derek Cody ([sports@wcbi.com](mailto:sports@wcbi.com))  
662-245-0133 • FAX 328-5222

#### WTVAWLOV (NBC, FOX-Tupelo)

Jim Holder ([sports@wtva.com](mailto:sports@wtva.com))  
662-842-7620 ext. 3 • FAX 620-1128

### WIRE SERVICE

#### ASSOCIATED PRESS

David Brandt ([jkme@ap.org](mailto:jkme@ap.org))  
601-948-5897 • FAX 601-948-7975

### CAMPUS MEDIA

#### THE REFLECTOR

Bob Carsgadon ([sports@reflector.msstate.edu](mailto:sports@reflector.msstate.edu))  
Mobile phone: 662-769-0362  
662-325-8819 • FAX 325-8985

#### MSU TELEVISION CENTER

Bennie Ashford ([bashford@utic.msstate.edu](mailto:bashford@utic.msstate.edu))  
662-325-1332 • FAX 325-8324

#### WMSV-FM

Steve Ellis ([sellis@wmsv.msstate.edu](mailto:sellis@wmsv.msstate.edu))  
662-325-8034 • FAX 325-8037

### SPECIALTY MEDIA

#### DAWGS' BITE

David Murray ([dawgbite@ebicom.net](mailto:dawgbite@ebicom.net))  
662-320-3982

#### SCOUT.COM

Gene Swindoll ([swindoll@genespage.com](mailto:swindoll@genespage.com))  
662-320-8466

#### BULLDOGBLITZ.COM

Logan Lowery ([rivalslogan@yahoo.com](mailto:rivalslogan@yahoo.com))  
662-251-2467

#### BULLDAWGJUNCTION.COM

Michael Wardlaw ([michael@bulldawjunction.com](mailto:michael@bulldawjunction.com))  
662-418-7514

# ATHLETIC MEDIA RELATIONS STAFF

## Mississippi State University Athletic Media Relations Staff Directory

**Bryan Athletic Administration Bldg.:** (662) 325-2703 • FAX: 325-2563  
**Humphrey Coliseum:** (662) 325-0540 • FAX: 325-3654  
**Baseball Coaches Office Building:** (662) 325-8040 • FAX: 325-3600

**NAME TITLE (OFFICE LOCATION)**  
**(PRIMARY SPORT) OFFICE TELEPHONE • EMAIL ADDRESS**

**MIKE NEMETH** Senior Associate AD/Media Relations/Corp. Dev. (B)  
 (football) 325-2723 • nemeth@athletics.msstate.edu

**JOHN R. CADE** Assistant AD/Media & Public Relations (B)  
 (webmaster) 325-0971 • jrcade@athletics.msstate.edu

**JOE DIER** Assistant Director (BCOB)  
 (baseball/volleyball) 325-8040 • jbdier@athletics.msstate.edu

**GREGG ELLIS** Assistant Director (C)  
 (men's basketball) 325-3595 • gellis@athletics.msstate.edu

**JAY MIDDLETON** Assistant Director (B)  
 (women's basketball) 325-0972 • jmiddleton@athletics.msstate.edu

**JOE GALBRAITH** Assistant Director (B)  
 (football) 325-0967 • jgalbraith@athletics.msstate.edu

**BROCK TURNIPSEED** Assistant Director (C)  
 (soccer, softball) 325-7556 • bturnipseed@athletics.msstate.edu

**BETH VENNERSTROM-NILSSON** Assistant Director (B)  
 (new media) 325-5865 • bnilsson@athletics.msstate.edu

**DIANE KEITH** Office Associate (C)  
 325-0540 • dkeith@athletics.msstate.edu

### MSU Athletic Media Relations office locations

(B) **Bryan Administration Building** (football, women's basketball, men's & women's tennis, women's cross country, indoor & outdoor track)

(C) **Humphrey Coliseum** (men's basketball, soccer, softball)

(BCOB) **Baseball Coaches Office Building** (baseball, volleyball)

### Athletic Media Relations Office mailing address:

Box 5308 • Mississippi State, MS 39762

### Baseball Media Relations shipping address:

Humphrey Coliseum Rm 202 • Coliseum Circle • MSU, MS 39762



### CREDITS

The 2011 Mississippi State University Baseball Media Guide is a publication of the MSU Athletic Media Relations Office and was compiled by Joe Dier. Photography by Joe Dier, Russ Houston and the late Fred Faulk (MSU University Relations), Mansel Guerry, Craig Jackson (LeftFieldLounge.com), David Lann (Birmingham, Ala.), Clint Parish, Bill Simmonds, Bob Smith, Melford Smith, and Gene Swindoll. Special thanks for editorial and technical assistance to Jonathan Barden,

Tyson Gair and Reed Dier. Baseball trading cards by Donrus, Fleer, Upper Deck and Topps. Cover design by John Schaffhauser of Schaffhauser Design, Inc. of Canton, Miss. Printing by Weatherall Printing of Tupelo, Miss.

## THE BOB HARTLEY MEMORIAL FELLOWSHIP



Bob Hartley

### Providing training opportunities for young SIDs

For more than half a century Robert M. "Bob" Hartley dedicated his life's work to promoting Mississippi State University athletics. From his hiring as the school's first sports publicity director in August 1946 to his initial "retirement" as assistant athletic director for communications in June 1985, through his later years as an invaluable consultant for the Mississippi State University Department of Athletics, the man we called "Hart" gave special meaning to the words "loyalty" and "devotion to duty."

Mr. Bob's labors of love with MSU have not gone unrecognized. He has taken his place among college athletics' greats as a member of both the university's and the state's sports halls of fame and the College Sports Information Directors of America (CoSIDA) Hall of Fame.

His willingness to generously give of his talent, his time and his friendship serves as an inspiration to the countless lives he touched and to those that aspire to follow in his footsteps.

In that respect, the Bob Hartley Memorial Fellowship was created by the MSU Department of Athletics to provide hands-on training opportunities for young media relations practitioners.

Jan Blaine is the ninth recipient of the Bob Hartley Memorial Fellowship for the 2010-2011 academic year. He is a native of Starkville, Miss., and has served as the primary media relations contact for men's golf and men's tennis.

Blaine double-majored in sports communications and general business administration and has completed graduate degree work in Mississippi State's MBA program.



Jan Blaine

Previous recipients of Mississippi State's Bob Hartley Memorial Fellowship include Janelle Finley, Scott Kuykendall, Larry Little, Brock Turnipseed, Rene Oakes Garner, Tony Schmidt, Jay Middleton and Stephen Foshee.

Mississippi State University formally reiterates and reaffirms its commitment to the principles of equal opportunity, affirmative action and diversity. Discrimination based upon race, color, religion, sex, national origin, age, disability, or veteran's status is a violation of federal and state law and MSU policy and will not be tolerated. Discrimination based upon sexual orientation or group affiliation is a violation of MSU policy and will not be tolerated. This nondiscrimination policy applies to all programs administered by the University. However, this policy should not be construed to infringe upon the free exchange of ideas essential to the academic environment.

Dr. Tommy Stevenson, Jr., Interim Director of Diversity and Equity Programs, 106 McArthur Hall, P.O. Box 6199, Mississippi State, MS 39762, office telephone number (662) 325-2493, campus mailstop 9609, has been designated as the responsible employee to coordinate efforts to carry out responsibilities and make investigation of complaints relating to discrimination in conforming with Title IX of the Education Amendments of 1972, Sections 503 and 504 of the Rehabilitation Act of 1974, and the Americans with Disabilities Act of 1990.



# MSU BASEBALL RADIO NETWORK

Mississippi State University is home to one of the nation's largest and oldest collegiate baseball radio networks, affording fans throughout the Magnolia State and beyond an opportunity to regularly follow the exploits of the Baseball Bulldogs throughout the season.

Network programming for the MSU baseball broadcasts is distributed and coordinated through the facilities of Learfield Sports, Inc., headquartered in Jefferson City, Mo.

The 2011 **Mississippi State University Baseball Radio Network**, a team of more than a dozen radio outlets, carries the broadcasts of a 40-game network schedule (all 30 SEC weekend contests and 10 selected non-conference games) plus all postseason competition. In addition to the 40-game network schedule, the broadcasts of most non-network games are carried in the Golden Triangle area by **WFCA-FM (107.9)** in French Camp, Miss., a 100,000-watt affiliate which has served as the flagship station of the MSU Baseball Radio Network over the past 10 seasons.

Additionally, most MSU baseball network radio broadcasts are also available on a subscription basis via the internet through the official web site of Mississippi State University Athletics ([www.MStateAthletics.com](http://www.MStateAthletics.com)).

The broadcasts feature a pregame interview with head baseball coach **John Cohen**, the play-by-play and game analysis of the "voice" of the Diamond Dogs, **Jim Ellis**, and conclude with a postgame show that includes an interview with a Bulldog player.

Radio broadcasts of Bulldog Baseball got their start in the 1960s on Starkville radio station WSSO thanks to the work of the late **Joe Phillips**, a pioneer in radio broadcasting in Mississippi. The MSU baseball stadium press box is named in honor of Phillips.

But credit for turning the single-station broadcast into an impressive collection of radio outlets blanketing Mississippi goes to veteran MSU sports broadcaster, **Jim Ellis**, who in 2011 enters his 33rd season of describing the exploits of the Baseball Bulldogs. A native of West Point, Miss., and a 1969 MSU grad, Ellis coordinates the operation of State's baseball radio network. His voice is also a familiar one with State basketball and football fans, having teamed with MSU play-by-play legend **Jack Cristil** for more than three decades on MSU's football and basketball radio network broadcasts.

The MSU baseball broadcast lineup in 2011 also includes a baseball version of the popular weekly MSU coaches' call-in radio show "Dawg-talk". The show begins an eight-week run April 4 and airs each Monday from 7-8 p.m. on affiliated radio stations in Mississippi.

Listeners can call **866-998-4893** to participate in the show.

MSU's weekly baseball television coach's show returns for its 24th season in 2011. "**Mississippi State Baseball with John Cohen**" is a joint production of the Mississippi State University Television Center and Bulldog Sports Properties, a property of Learfield Sports. The 30-minute television program runs for eight weeks in April and May and is hosted by the Bulldogs' skipper and Jim Ellis. The show includes game highlights and interviews with Bulldog coaches and players along with other insightful looks into the unique world of MSU baseball. It is produced at the Mississippi State University Television Center by **Bennie Ashford**, Coordinator of Electronic Media for Mississippi State University athletics. Ashford also coordinates the video board production at Dudy Noble Field and the video highlights package made available to TV stations following select Mississippi State home games.

## M2M: MAXIMUM VIDEO AND AUDIO COVERAGE OF BULLDOG BASEBALL

Bulldog fans around the world can watch most of State's 35 home games in 2011 live on the internet ([www.MStateAthletics.com](http://www.MStateAthletics.com)). "Maroon to the Max", the premium extension of MSU's official athletics department web site, begins its fifth season of providing live multi-camera video streaming of most MSU home games backed with the audio simulcast from the MSU Baseball Radio Network broadcasts. Home games not shown live will be offered on a delayed same-day broadcast basis.

M2M subscribers can also listen to the radio network broadcasts of all games played by the Baseball Bulldogs (some limited exceptions).



Jim Ellis

## MSU Baseball Radio Network

Aberdeen ▲ WWZQ (AM 1240)  
 Amory ▲ WAMY (AM 1580)  
 Bude ▲ WMJU-FM (104.3)  
 Ferriday (La.) ▲ KWTC-FM (104.7)  
 French Camp ▲ WFCA-FM (107.9)  
 Greenville ▲ WDMS-FM (100.7)  
 Indianola WTCD-FM (96.9)  
 Hattiesburg ▲ WMXI-FM (98.1)  
 Jackson ▲ WZNO-FM (105.9)  
 McComb ▲ WAKK-FM (104.9)  
 Memphis ▲ KQPN (AM-730)  
 Meridian WMOX (AM 1010)  
 Monticello ▲ WRQO-FM (102.1)  
 Philadelphia ▲ WWSL-FM (102.3)  
 Tupelo ▲ WXWX-FM (96.3)  
 Vicksburg ▲ WVBG-FM (105.5)  
 West Point ▲ WKBB-FM (100.9)  
 Winona ▲ WONA-FM (95.1)

### Network broadcast schedule

Date	Opponent (game time)
Mar. 9	at UAB (6:30 p.m.)
Mar. 12	SACRED HEART (2:00 p.m.)
Mar. 13	SACRED HEART (2:00 p.m.)
Mar. 15	EASTERN ILLINOIS (6:30 p.m.)
Mar. 16	at Lipscomb (6:00 p.m.)
Mar. 18	at Vanderbilt (2:00 p.m.)
Mar. 19	at Vanderbilt (6:00 p.m.)
Mar. 20	at Vanderbilt (1:00 p.m.)
Mar. 25	AUBURN (6:30 p.m.)
Mar. 26	AUBURN (2:00 p.m.)
Mar. 27	AUBURN (1:30 p.m.)
Mar. 29	ALABAMA A&M (6:30 p.m.)
Apr. 1	at Georgia (5:30 p.m.)
Apr. 2	at Georgia (1:00 p.m.)
Apr. 3	at Georgia (1:00 p.m.)
Apr. 5	% vs. Southern Miss (6:30 p.m.)
Apr. 8	FLORIDA (6:30 p.m.)
Apr. 9	FLORIDA (12:00 p.m.)
Apr. 10	FLORIDA (12:00 p.m.)
Apr. 15	at Arkansas (7:00 p.m.)
Apr. 16	at Arkansas (2:05 p.m.)
Apr. 17	at Arkansas (1:05 p.m.)
Apr. 19	% vs. Ole Miss (6:30 p.m.)
Apr. 22	SOUTH CAROLINA (7:00 p.m.)
Apr. 23	SOUTH CAROLINA (6:00 p.m.)
Apr. 24	SOUTH CAROLINA (1:30 p.m.)
Apr. 30	ALABAMA-DH (2:00 p.m.)
May 1	ALABAMA (1:30 p.m.)
May 4	at South Alabama (6:00 p.m.)
May 6	at Tennessee (5:00 p.m.)
May 7	at Tennessee (3:00 p.m.)
May 8	at Tennessee (1 p.m.)
May 10	MISS. VALLEY (6:30 p.m.)
May 12	at Ole Miss (6:30 p.m.)
May 13	at Ole Miss (7:00 p.m.)
May 14	at Ole Miss (7:00 p.m.)
May 17	at Memphis <i>AutoZone Park</i> (6:30 p.m.)
May 19	LSU (6:00 p.m.)
May 20	LSU (6:30 p.m.)
May 21	LSU (2:30 p.m.)
May 25-29	SEC Tournament (times TBA)

Any NCAA postseason games also included  
 % - Trustmark Park (Pearl, Miss.)  
 All game times CT

Most non-network games will be carried in the Golden Triangle area by WFCA-FM (107.9).  
 Some non-network games may be internet broadcasts only on [www.MStateAthletics.com](http://www.MStateAthletics.com).

# 2011 BASEBALL SCHEDULE

DAY	DATE	OPPONENT	SITE	TIME (CT)
Fri.	Feb. 18	Akron	Dudy Noble Field	4:00 p.m.
Sat.	Feb. 19	Lamar	Dudy Noble Field	11:30 a.m.
Sat.	Feb. 19	Akron	Dudy Noble Field	3:30 p.m.
Sun.	Feb. 20	Lamar	Dudy Noble Field	2:30 p.m.
Tue.	Feb. 22	Northwestern State	Dudy Noble Field	4:00 p.m.
Fri.	Feb. 25	Belmont	Dudy Noble Field	4:00 p.m.
Sat.	Feb. 26	Belmont	Dudy Noble Field	2:00 p.m.
Sun.	Feb. 27	Belmont	Dudy Noble Field	1:30 p.m.
Tue.	Mar. 1	Alcorn State	Dudy Noble Field	5:00 p.m.
Fri.	Mar. 4	Iowa	Dudy Noble Field	4:00 p.m.
Sat.	Mar. 5	Georgia State	Dudy Noble Field	12:00 p.m.
Sat.	Mar. 5	Iowa	Dudy Noble Field	4:00 p.m.
Sun.	Mar. 6	Georgia State	Dudy Noble Field	2:30 p.m.
Tue.	Mar. 8	Mississippi Valley State	Dudy Noble Field	6:30 p.m.
Wed.	Mar. 9	at UAB	Birmingham, Ala.	6:30 p.m.
Fri.	Mar. 11	Sacred Heart University	Dudy Noble Field	6:30 p.m.
Sat.	Mar. 12	Sacred Heart University	Dudy Noble Field	2:00 p.m.
Sun.	Mar. 13	Sacred Heart University	Dudy Noble Field	1:30 p.m.
Tue.	Mar. 15	Eastern Illinois	Dudy Noble Field	6:30 p.m.
Wed.	Mar. 16	at Lipscomb	Nashville, Tenn.	6:00 p.m.
Fri.	Mar. 18	at Vanderbilt	Nashville, Tenn.	6:00 p.m.
Sat.	Mar. 19	at Vanderbilt	Nashville, Tenn.	2:00 p.m.
Sun.	Mar. 20	at Vanderbilt	Nashville, Tenn.	1:00 p.m.
Fri.	Mar. 25	Auburn	Dudy Noble Field	6:30 p.m.
Sat.	Mar. 26	Auburn	Dudy Noble Field	2:00 p.m.
Sun.	Mar. 27	Auburn	Dudy Noble Field	1:30 p.m.
Tue.	Mar. 29	Alabama A&M	Dudy Noble Field	6:30 p.m.
Fri.	Apr. 1	at Georgia	Athens, Ga.	5:30 p.m.
Sat.	Apr. 2	at Georgia	Athens, Ga.	1:00 p.m.
Sun.	Apr. 3	at Georgia	Athens, Ga.	1:00 p.m.
Tue.	Apr. 5	vs. Southern Miss	Pearl, Miss. (Trustmark Park)	6:30 p.m.
Fri.	Apr. 8	Florida	Dudy Noble Field	6:30 p.m.
Sat.	Apr. 9	Florida (Comcast-TV)	Dudy Noble Field	12:00 p.m.
Sun.	Apr. 10	Florida	Dudy Noble Field	12:00 p.m.
Fri.	Apr. 15	at Arkansas (SportSouth-TV)	Fayetteville, Ark.	7:00 p.m.
Sat.	Apr. 16	at Arkansas	Fayetteville, Ark.	2:05 p.m.
Sun.	Apr. 17	at Arkansas	Fayetteville, Ark.	1:05 p.m.
Tue.	Apr. 19	vs. Ole Miss (Comcast-TV)	Pearl, Miss. (Trustmark Park)	6:30 p.m.
Fri.	Apr. 22	South Carolina (ESPNU-TV)	Dudy Noble Field	7:00 p.m.
Sat.	Apr. 23	South Carolina (FOX Sports Net-TV)	Dudy Noble Field	6:00 p.m.
Sun.	Apr. 24	South Carolina	Dudy Noble Field	1:30 p.m.
Sat.	Apr. 30	Alabama-DH (Gm. 1: SportSouth-TV)	Dudy Noble Field	2:00 p.m.
Sun.	May 1	Alabama	Dudy Noble Field	1:30 p.m.
Tue.	May 3	at South Alabama	Mobile, Ala.	6:00 p.m.
Fri.	May 6	at Tennessee	Knoxville, Tenn.	5:00 p.m.
Sat.	May 7	at Tennessee	Knoxville, Tenn.	3:00 p.m.
Sun.	May 8	at Tennessee	Knoxville, Tenn.	1:00 p.m.
Tue.	May 10	Mississippi Valley State	Dudy Noble Field	6:30 p.m.
Thu.	May 12	at Ole Miss (ESPNU-TV)	Oxford, Miss.	6:30 p.m.
Fri.	May 13	at Ole Miss (SportSouth-TV)	Oxford, Miss.	7:00 p.m.
Sat.	May 14	at Ole Miss (SportSouth-TV)	Oxford, Miss.	7:00 p.m.
Tue.	May 17	at Memphis	Memphis, Tenn. (AutoZone Park)	6:30 p.m.
Thu.	May 19	LSU (Comcast-TV)	Dudy Noble Field	6:30 p.m.
Fri.	May 20	LSU	Dudy Noble Field	6:30 p.m.
Sat.	May 21	LSU	Dudy Noble Field	2:00 p.m.

May 25-29 SEC Tournament (Regions Park, Hoover, Ala.)  
 June 3-6 NCAA Regionals (campus sites, to be announced)  
 June 10-13 NCAA Super Regionals (campus sites, to be announced)  
 June 18-28/29 NCAA College World Series (TD Ameritrade Park, Omaha, Neb.)

Game times shown are CDT or CST and subject to change

## 2011 BASEBALL PREVIEW

Will history repeat itself for Mississippi State head coach John Cohen in 2011?

In 2006, his third season as a head baseball coach in the Southeastern Conference, Cohen skipped the University of Kentucky baseball team to a breakout season on the diamond. The Wildcats established a school record for wins and recorded a dramatic worst-to-first turnaround in the rugged Southeastern Conference, completing the year in NCAA postseason competition while posting a school-best 44-17 worksheet.

As Cohen enters his third season as the head baseball coach at Mississippi State in 2011, the Bulldogs are poised and eager to end a run of three consecutive sub-.500 campaigns and challenge for their first postseason competition since State's run to the NCAA College World Series in 2007.

Mississippi State's 121st baseball edition again figures to be an intriguing amalgamation of game-tested veterans and highly-skilled newcomers eager to prove their worth competing in the highest level of college baseball.

MSU's 37-player pre-season roster features 15 players back from last year's 23-33 edition. Included among the returnees are nine of the 14 position players that drew starts and nine of the 14 pitchers that took the hill for the Diamond Dogs last spring. The roster is bolstered by a hefty collection of 18 newcomers, 13 from the high school ranks and five athletes who fine-tuned their baseball talents on the junior college level. Many of those newcomers are part of a recruiting class that garnered top 25 national ranking for MSU for the second consecutive year.

"All of the kids have made big adjustments and have gotten tremen-

dously better," said Cohen. "We compete in the best league in America, and that doesn't leave you much margin for error. But I like our group, I like the way they work and I feel like they can do some great things."

Cohen remembers well that 2006 season in Lexington. "Everyone picked us to finish dead last in the SEC. They said we had the same folks back from the 2005 team that finished last. We won 44 games that year and won the 2006 SEC championship."

Mississippi State numbers five returning starters among position players and returns its infield virtually intact. The lone regular not returning from last year's infielding corps is first baseman Connor Powers, who was drafted by and signed San Diego after completing his MSU career in May.

Around the horn, sophomore **Sam Frost** (Hoover, Ala.) returns after opening 32 games at second base in 2010, the lone freshman among MSU's starting position players. Senior **Jonathan Ogden** (Cypress, Texas) was State's opening day starter at shortstop in 2010 and finished the campaign as one of two players to start all 56 games for State. Senior **Nick Vickerson** (Tuscaloosa, Ala.) settled into starting status at third base while putting together some impressive numbers

on offense. His .328 batting average, backed with eight home runs and 20 extra-base hits, ranked fourth on the 2010 club and rates as the best among MSU's returnees.

State can count on two quality receivers, with senior **Cody Freeman** (Collinsville, Miss.) and **Wes Thigpen** (Luling, La.) back after splitting State's 56 starts behind the dish.

In the outfield, Mississippi State returns senior center fielder **Jaron**



After a season in the MSU program, former junior college standouts **Nick Vickerson (21)**, **Jonathan Ogden (3)** and **Jaron Shepherd (15)** are poised to play key roles for Mississippi State's Bulldogs in 2011.

## 2011 SQUAD BREAKDOWN BY CLASS

**SENIORS (8):** Ryan Collins, Cody Freeman, Trey Johnson, Jarrod Parks (RS), ***Jonathan Ogden***, Jaron Shepherd, ***Wes Thigpen***, ***Nick Vickerson***

**JUNIORS (8):** Brett Bozeman, Brent Brownlee (RS), Michael Dixon (RS), Jordan Faulkner, Devin Jones, Caleb Reed, ***Nick Routt***, Tim Statz

**SOPHOMORE (8):** Ben Bracewell, Andrew Busby, ***Sam Frost***, Chad Girodo, Kendall Graveman, Luis Pollorena, ***Chris Stratton***, C.C. Watson

**FRESHMEN (13):** Cody Abraham, C.T. Bradford, Victor Diaz, Adam Frazier, Tanner Gaines, Demarcus Henderson, Brayden Jones, Evan Mitchell, Ross Mitchell, Daryl Norris, Wes Rea, Hunter Renfro, Taylor Stark

RS — includes redshirt season  
Returning starters shown in bold italics and underlined

## 2011 MSU PERSONNEL CHART

**OUTFIELDERS (6)**

Cody Abraham (*lhp*) • Brent Brownlee • Trey Johnson (*lhp*)  
C.T. Bradford (*lhp*) • Ryan Collins (*1b*) • Jaron Shepherd

**INFIELDERS (10)**

Adam Frazier • Wes Rea (*rhp*)  
• Sam Frost • Daryl Norris (*rhp*) • Taylor Stark (*rhp*)  
Demarcus Henderson • Jonathan Ogden • Nick Vickerson  
Jarrod Parks

**PITCHERS (17)**

• Ben Bracewell • Chad Girodo-LH • Ross Mitchell  
Andrew Busby • Kendall Graveman • Caleb Reed  
Victor Diaz • Devin Jones • Nick Routt-LH  
Michael Dixon • Luis Pollorena-LH • Tim Statz  
Jordan Faulkner • Evan Mitchell • Chris Stratton  
Tanner Gaines • Hunter Renfro (*of/rhp*)  
• C.C. Watson-LH

**CATCHERS (4)**

Brett Bozeman • Hunter Renfro (*of/rhp*)  
• Cody Freeman • Wes Thigpen

Players listed alphabetically and grouped by primary position  
Secondary positions shown in parenthesis • indicates returning letterman

## 2011 BASEBALL PREVIEW

**Shepherd** (Kilgore, Texas), who made 35 of his 36 junior season starts in center field. At the plate Shepherd drove in 34 runs as a junior, tops among MSU's returnees. Though not technically a returning starter, another senior, **Ryan Collins** (Panama City, Fla.), rates as the most experienced member of State's outfielding corps after drawing 17 starts in center, 14 in right and three in center last year.

But there are plenty of other players in the thick of battles for starting status in the Diamond Dog defense.

Senior corner infielder **Jarrold Parks** (Madison, Miss.), penciled in as a starter at third base last season before being sidelined by a pre-season injury, has returned to health and could factor prominently in the Bulldogs' plans at third base.

Leading contenders to challenge for possible starting or prime backup roles in the middle infield include freshmen **Adam Frazier** (Bishop, Ga.), **Demarcus Henderson** (Waynesboro, Miss.) and **Taylor Stark** (Flowood, Miss.), while senior third baseman **Nick Vickerson** (Tuscaloosa, Ala.) has experience as a middle infielder.

One of the more compelling developments on the Bulldog infield is senior outfielder Ryan Collins' move to first base. An opening day starter in the outfield in each of his first three seasons, Collins has successfully transitioned to the right side of the infield. He has emerged as a prime candidate to replace departed two-year starting first baseman Connor Powers. Freshman **Daryl Norris** (Fairhope, Ala.) and veteran corner infielder **Jarrold Parks** (Madison, Miss.) are expected to provide depth and possibly challenge for starting status at first base.

In the outfield, freshman **C.T. Bradford** (Pace, Fla.), the 2010 Florida Player of the Year has impressed the MSU staff with his advanced overall skills in fall and preseason drills and is penciled in as a likely starter in the outfield. Also poised for a possible move into MSU's starting lineup in the outfield is junior **Brent Brownlee** (Oxford, Miss.), who has worked diligently to overcome a rash of career-limiting shoulder injuries.

A year ago, thanks in part to a series of arm injuries, the Mississippi State coaching staff went to battle with one of its youngest pitching staffs in recent years. Seven true freshmen and two other staff newcomers handled the bulk of Mississippi State's pitching chores in 2010, with the seven rookies taking on 35 starts while shouldering better than 53 percent of the staff's innings pitched.

Now sophomores, that group of hurlers is positioned to become a team strength in 2011.

Sophomore right-hander **Chris Stratton** (Tupelo, Miss.) paced the Bulldogs in starts (14), innings pitched (78.1) and strikeouts (76) en route to 2010 SEC All-Freshman Team honors. Lefty **Chad Girodo** (Hartselle, Ala.), right-handers **Ben Bracewell** (Chelsea, Ala.) and **Kendall Graveman** (Alexander City, Ala.) and lefty **C.C. Watson** (Heflin, Ala.) are also expected to factor prominently in State's pitching plans.

A pair of junior right-handers, **Devin Jones** (Eupora, Miss.) and **Nick Routh** (Silver Spring, Md.), have positioned themselves for possible weekend rotation status. Routh, who became the first MSU pitcher to earn SEC

All-Freshman Team status in 2009, returns after missing the bulk of the 2010 with an arm ailment.

Freshmen **C.T. Bradford** (Pace, Fla.), and **Hunter Renfroe** (Crystal Springs, Miss.) and sophomore transfer **Luis Pollorena** (Laredo, Texas) head up an impressive collection of newcomers on the pitching staff who could challenge for mound duty early in their Mississippi State careers.

**2011 SCHEDULE:** A hefty 35-game home schedule featuring a pair of 2010 NCAA College World Series participants and a handful of first-time opponents highlight the Diamond Dogs' 56-game baseball schedule in 2011.

State hosts 2010 national champion **South Carolina** (Apr. 22-24) and CWS entrant **Florida** (Apr. 8-10) as part of its 15-game, five-weekend SEC home schedule. The series with Florida will be a central part of **Super Bulldog Weekend**, State's annual spring homecoming celebration, on the MSU campus. MSU also entertains a third team that reached NCAA Super Regional competition, **Alabama** (Apr. 29-May 1) and SEC West rival **Auburn** (Mar. 25-27) and **LSU** (May 19-21), among 10 MSU opponents that advanced to last year's NCAA Baseball Tournament.

The Bulldogs' 2011 Dudy Noble Field slate matches the 2003 schedule for the most home games in school history. MSU plays its first 14 games and 18 of its first 19 at Dudy Noble Field, beginning with contests against first-time foes **Akron** and **Lamar**. State hosts three other first-time opponents, **Alabama A&M**, **Belmont** and **Sacred Heart University**.

State also makes a pair of 2011 appearances at **Trustmark Park** in Pearl, Miss., the home of the Atlanta Braves' Class AA Southern League franchise, the Mississippi Braves. The Diamond Dogs are the designated visiting team for both an April 5 meeting with **Southern Miss** and the fifth-annual **Governor's Cup** meeting with **Ole Miss** April 19.

MSU plays 21 games away from Dudy Noble Field and makes four four-game road runs.

Thanks to schedule adjustments necessitated by MSU's 2011 graduation ceremonies, State's home series against divisional rival **Alabama** will begin Apr. 30 with a 2 p.m. Saturday twinbill. It will be the first scheduled doubleheader in league play at Dudy Noble Field since the SEC adopted its current three-day weekend format in 1994.

The Bulldogs close out their regular season slate with back-to-back Thursday-through-Saturday series. The **MSU-Ole Miss** series in Oxford will begin on Thursday (May 12) to accommodate a national television broadcast by **ESPNU**, while the Bulldogs wrap up the regular season slate with home series against **LSU** that begins on Thursday (May 19).

**WHAT'S NEW AT DUDY NOBLE**

All-new chairback grandstand seating complete with cupholders awaits Bulldog fans at Dudy Noble Field in 2011.

Some 4,660 maroon chairback seats were installed in the grandstand in the months prior to the 2011 season, part of an extensive \$500,000 project that saw a complete resurfacing and repainting of the seating and walkway areas in the concrete structure.

## MSU BASEBALL ROAD HEADQUARTERS

Lipscomb/Vanderbilt • March 16-20

*Marriott Nashville at Vanderbilt*

2555 West End Avenue • Nashville, Tenn. 37203

Phone: (615) 321-1300 • FAX: (615) 321-1400

Georgia • March 31-April 3

*Hilton Garden Inn Athens Downtown*

390 East Washington Street • Athens, Ga. 30601

Phone: (706) 353-6800 • FAX: (706) 353-6807

Arkansas • April 14-17

*Courtyard by Marriott-Fayetteville*

600 East Van Asche Dr. • Fayetteville, Ark. 72703

Phone: (479) 571-4900 • FAX: (479) 571-4901

Tennessee • May 5-8

*Marriott Knoxville*

500 Hill Avenue Southeast • Knoxville, Tenn. 37915

Phone: (865) 637-1234 • FAX: (865) 634-1193

Ole Miss • May 12-14

*Hampton Inn New Albany*

320 Coulter Cove • New Albany, Miss. 38652

Phone: (662) 534-7722 • FAX: (662) 534-4010



# 2011 MISSISSIPPI STATE ROSTER

## NUMERICAL BASEBALL ROSTER

No.	Name	Pos.	Ht.	Wt.	B-T	Cl.	Exp.	Hometown (High school/junior college)
2	Demarcus Henderson	inf	5-9	168	R-R	Fr.	HS	Waynesboro, Miss. (Wayne County High School)
3	Jonathan Ogden	inf	5-9	168	R-R	Sr.	1L	Cypress, Texas (Cy-Fair HS/Blinn [Texas] CC)
4	Ben Bracewell	rhp	6-0	194	R-R	So.	1L	Chelsea, Ala. (Briarwood Christian School)
5	Daryl Norris	inf/rhp	6-1	220	R-R	Fr.	HS	Fairhope, Ala. (Fairhope High School)
6	C.C. Watson	lhp	5-11	197	L-L	So.	1L	Heflin, Ala. (Clebune High School)
7	Taylor Stark	inf/rhp	5-11	182	R-R	Fr.	HS	Flowood, Miss. (Northwest Rankin High School)
8	Sam Frost	inf	5-9	165	L-R	So.	1L	Hoover, Ala. (Hoover High School)
9	Jarrold Parks	inf	6-2	192	R-R	RSr.	1L	Madison, Miss. (Madison Central HS/Meridian [Miss.] CC)
10	C.T. Bradford	of/lhp	5-8	159	L-L	Fr.	HS	Pace, Fla. (Pace High School)
12	Adam Frazier	inf	5-10	168	L-R	Fr.	HS	Bishop, Ga. (Oconee County High School)
13	Brayden Jones	inf	5-11	186	R-R	Fr.	HS	Madison, Miss. (Madison Central High School)
14	Brett Bozeman	c/1b	6-1	201	L-R	Jr.	JC	Gainesville, Fla. (Buchholz HS/Sante Fe [Fla.] CC)
15	Jaron Shepherd	of	6-2	180	L-R	Sr.	1L	Kilgore, Texas (Kilgore HS/Navarro [Texas] College)
17	Luis Pollorena	lhp	5-6	165	L-L	So.	JC	Laredo, Texas (United High School/Marion [Ala.] Military Institute)
18	Chad Girodo	lhp	6-1	188	L-L	So.	1L	Hartselle, Ala. (Hartselle High School)
19	Cody Abraham	of/lhp	5-11	161	L-L	Fr.	HS	Houston, Texas (Lamar Consolidated High School)
21	Nick Vickerson	inf	5-11	208	R-R	Sr.	1L	Tuscaloosa, Ala. (Hillcrest HS/FSU/Shelton State [Ala.] CC)
22	Michael Dixon	rhp	6-1	224	R-R	RJr.	RS	Austin, Texas (Westlake HS/San Diego State/Blinn [Texas] CC)
24	Trey Johnson	of/lhp	5-11	196	L-L	Sr.	1L	Tyler, Texas (Robert E. Lee HS/Blinn [Texas] CC)
28	Chris Stratton	rhp	6-2	194	R-R	So.	1L	Tupelo, Miss. (Tupelo High School)
29	Cody Freeman	c	6-0	192	R-R	Sr.	3L	Collinsville, Miss. (West Lauderdale High School)
31	Wes Thigpen	c	5-11	204	R-R	Sr.	1L	Luling, La. (Hahnville HS/Meridian [Miss.] CC)
32	Devin Jones	rhp	6-3	180	L-R	Jr.	2L	Eupora, Miss. (Eupora High School)
34	Hunter Renfroe	c/of/rhp	6-1	202	R-R	Fr.	HS	Crystal Springs, Miss. (Copiah Academy)
35	Wes Rea	1b/rhp	6-5	268	R-R	Fr.	HS	Gulfport, Miss. (Harrison Central High School)
36	Nick Routt	lhp	6-4	194	L-L	Jr.	1L	Silver Spring, Md. (St. Johns College High School)
37	Caleb Reed	rhp	5-9	190	R-R	Jr.	2L	Cleveland, Miss. (Bayou Academy)
38	Ryan Collins	of/1b	6-1	195	L-L	Sr.	3L	Panama City, Fla. (Rutherford High School)
39	Tanner Gaines	rhp	6-1	179	R-R	Fr.	HS	Baldwyn, Miss. (Baldwyn High School)
42	Brent Brownlee	of	6-1	187	R-R	RJr.	1L	Oxford, Miss. (Oxford High School)
43	Jordan Faulkner	rhp	6-3	191	R-R	Jr.	JC	Madison, Miss. (Madison Central HS/Meridian [Miss.] CC)
44	Andrew Busby	rhp	6-4	203	R-R	So.	JC	Gardendale, Ala. (Gardendale HSI/Wallace State-Hanceville [Ala.] CC)
46	Tim Statz	lhp	5-11	164	L-L	Jr.	JC	St. Louis, Mo. (Marquette HS/Hutchinson [Kans.] CC)
47	Victor Diaz	rhp	5-11	210	R-R	Fr.	HS	Perth Amboy, N.J. (St. Joseph High School)
48	Ross Mitchell	lhp	6-0	172	L-L	Fr.	HS	Smyrna, Tenn. (Blackman High School)
49	Kendall Graveman	rhp	6-1	189	R-R	So.	1L	Alexander City, Ala. (Benjamin Russell High School)
51	Evan Mitchell	rhp	6-2	174	R-R	Fr.	HS	Marietta, Ga. (Wheeler High School)

### PRONUNCIATION GUIDE

- 15-JARON Shepherd (juh-RON)
- 17-LUIS POLLORENA (lew-EECE poy-yo-RAIN-uh)
- 18-Chad GIRODO (juh-ROD-oh)
- 35-Wes REA (RAY)
- 36-Nick ROUTT (rhymes with bout)
- 47-Victor DIAZ (DEE-az)
- 27-Nick MINGIONE (men-GEE-own)

### COACHING STAFF

- 11 - John Cohen, *head coach*
- 23 - Lane Burroughs, *assistant coach*
- 30 - Butch Thompson, *assistant coach*
- 27 - Nick Mingione, *coord./baseball camps*
- 16 - Tyler Bratton, *dir./baseball operations*

### STRENGTH STAFF

- Greg Drye, *baseball asst. strength coach*

### ATHLETIC TRAINER

- Jason Wire

### STUDENT TRAINERS

- Kristina Berard
- Cody Pounders

### STUDENT MANAGERS

- Will Coggin
- Baron Jones
- G.T. McCullough
- Michelle Norcross
- Ronald Sims

### 2011 Mississippi State squad breakdown

By classification... Seniors: 8 • Juniors: 8 • Sophomores: 8 • Freshmen: 13 • Newcomers: 18 (high school-13/junior college-5)

By primary position played... Pitchers: 17 (RHP-11, LHP 6) • Catchers: 4 • Infielders: 10 • Outfielders: 6

Bats right: 22 Bats left: 15 • Throws right: 26 Throws left: 11

# 2011 MISSISSIPPI STATE ROSTER

## ALPHABETICAL BASEBALL ROSTER

No.	Name	Pos.	Ht.	Wt.	B-T	Cl.	Exp.	Hometown (High school/junior college)
19	Cody Abraham	of/lhp	5-11	161	L-L	Fr.	HS	Houston, Texas ( <i>Lamar Consolidated High School</i> )
14	Brett Bozeman	c/1b	6-1	201	L-R	Jr.	JC	Gainesville, Fla. ( <i>Buchholz HS/Sante Fe [Fla.] CC</i> )
4	Ben Bracewell	rhp	6-0	194	R-R	Sr.	1L	Chelsea, Ala. ( <i>Briarwood Christian School</i> )
10	C.T. Bradford	of/lhp	5-8	159	L-L	Fr.	HS	Pace, Fla. ( <i>Pace High School</i> )
42	Brent Brownlee	of	6-1	187	R-R	RJr.	1L	Oxford, Miss. ( <i>Oxford High School</i> )
44	Andrew Busby	rhp	6-4	203	R-R	So.	JC	Gardendale, Ala. ( <i>Gardendale HS/Wallace St.-Hanceville [Ala.] CC</i> )
38	Ryan Collins	of/1b	6-1	195	L-L	Sr.	3L	Panama City, Fla. ( <i>Rutherford High School</i> )
47	Victor Diaz	rhp	5-11	210	R-R	Fr.	HS	Perth Amboy, N.J. ( <i>St. Joseph High School</i> )
22	Michael Dixon	rhp	6-1	224	R-R	RJr.	RS	Austin, Texas ( <i>Westlake HS/San Diego State/Blinn [Texas] CC</i> )
43	Jordan Faulkner	rhp	6-3	191	R-R	Jr.	JC	Canton, Miss. ( <i>Madison Central HS/Meridian [Miss.] CC</i> )
12	Adam Frazier	inf	5-10	168	L-R	Fr.	HS	Bishop, Ga. ( <i>Oconee County High School</i> )
29	Cody Freeman	c	6-0	192	R-R	Sr.	3L	Collinsville, Miss. ( <i>West Lauderdale High School</i> )
8	Sam Frost	inf	5-9	165	L-R	So.	1L	Hoover, Ala. ( <i>Hoover High School</i> )
39	Tanner Gaines	rhp	6-1	179	R-R	Fr.	HS	Baldwyn, Miss. ( <i>Baldwyn High School</i> )
18	Chad Girodo	lhp	6-1	188	L-L	So.	1L	Hartselle, Ala. ( <i>Hartselle High School</i> )
49	Kendall Graveman	rhp	6-1	189	R-R	So.	1L	Alexander City, Ala. ( <i>Benjamin Russell High School</i> )
2	Demarcus Henderson	inf	5-9	168	R-R	Fr.	HS	Waynesboro, Miss. ( <i>Wayne County High School</i> )
24	Trey Johnson	of/lhp	5-11	196	L-L	Sr.	1L	Tyler, Texas ( <i>Robert E. Lee HS/Blinn [Texas] CC</i> )
13	Brayden Jones	inf	5-11	186	R-R	Fr.	HS	Madison, Miss. ( <i>Madison Central High School</i> )
32	Devin Jones	rhp	6-3	180	L-R	Jr.	2L	Eupora, Miss. ( <i>Eupora High School</i> )
51	Evan Mitchell	rhp	6-2	174	R-R	Fr.	HS	Marietta, Ga. ( <i>Wheeler High School</i> )
48	Ross Mitchell	lhp	6-0	172	L-L	Fr.	HS	Smyrna, Tenn. ( <i>Blackman High School</i> )
5	Daryl Norris	inf/rhp	6-1	220	R-R	Fr.	HS	Fairhope, Ala. ( <i>Fairhope High School</i> )
3	Jonathan Ogden	inf	5-9	168	R-R	Sr.	1L	Cypress, Texas ( <i>Cy-Fair HS/Blinn [Texas] CC</i> )
9	Jarrod Parks	inf	6-2	192	R-R	RSr.	1L	Madison, Miss. ( <i>Madison Central HS/Meridian [Miss.] CC</i> )
17	Luis Pollorena	lhp	5-6	165	L-L	So.	JC	Laredo, Texas ( <i>United HS/Marion [Ala.] Military Institute</i> )
35	Wes Rea	1b/rhp	6-5	268	R-R	Fr.	HS	Gulfport, Miss. ( <i>Harrison Central High School</i> )
37	Caleb Reed	rhp	5-9	190	R-R	Jr.	2L	Cleveland, Miss. ( <i>Bayou Academy</i> )
34	Hunter Renfroe	c/of/rhp	6-1	202	R-R	Fr.	HS	Crystal Springs, Miss. ( <i>Copiah Academy</i> )
36	Nick Routt	lhp	6-4	194	L-L	Jr.	1L	Silver Spring, Md. ( <i>St. Johns College High School</i> )
15	Jaron Shepherd	of	6-2	180	L-R	Sr.	1L	Kilgore, Texas ( <i>Kilgore HS/Navarro [Texas] College</i> )
7	Taylor Stark	inf/rhp	5-11	182	R-R	Fr.	HS	Flowood, Miss. ( <i>Northwest Rankin High School</i> )
46	Tim Statz	lhp	5-11	164	L-L	Jr.	JC	St. Louis, Mo. ( <i>Marquette HS/Hutchinson [Kans.] CC</i> )
28	Chris Stratton	rhp	6-2	194	R-R	So.	1L	Tupelo, Miss. ( <i>Tupelo High School</i> )
31	Wes Thigpen	c	5-11	204	R-R	Sr.	1L	Luling, La. ( <i>Hahnville HS/Meridian [Miss.] CC</i> )
21	Nick Vickerson	inf	5-11	208	R-R	Sr.	1L	Tuscaloosa, Ala. ( <i>Hillcrest HS/FSU/Shelton [Ala.] State CC</i> )
6	C.C. Watson	lhp	5-11	197	L-L	So.	1L	Heflin, Ala. ( <i>Cleburne High School</i> )

## TEAM DEMOGRAPHICS

### BY HOME STATE...

ALABAMA (8): Alexander City — Kendall Graveman • Chelsea — Ben Bracewell • Fairhope — Daryl Norris • Gardendale — Andrew Busby • Hartselle — Chad Girodo • Heflin — C.C. Watson • Hoover — Sam Frost • Tuscaloosa — Nick Vickerson  
 FLORIDA (3): Gainesville — Brett Bozeman • Pace — C.T. Bradford • Panama City — Ryan Collins  
 GEORGIA (2): Bishop — Adam Frazier • Marietta — Evan Mitchell  
 LOUISIANA (1): Luling — Wes Thigpen  
 MARYLAND (1): Silver Spring — Nick Routt  
 MISSISSIPPI (13): Baldwyn — Tanner Gaines • Cleveland — Caleb Reed • Collinsville — Cody Freeman • Crystal Springs — Hunter Renfroe • Eupora — Devin Jones • Flowood — Taylor Stark • Gulfport — Wes Rea • Madison — Brayden Jones, Jordan Faulkner, Jarrod Parks • Oxford — Brent Brownlee • Tupelo — Chris Stratton • Waynesboro — Demarcus Henderson  
 MISSOURI (1): St. Louis — Tim Statz  
 NEW JERSEY (1): Perth Amboy — Victor Diaz  
 TENNESSEE (1): Smyrna — Ross Mitchell  
 TEXAS (6): Austin — Michael Dixon • Cypress — Jonathan Ogden • Houston — Cody Abraham • Kilgore — Jaron Shepherd • Laredo — Luis Pollorena • Tyler — Trey Johnson

### BY BIRTHDATE...

JANUARY (3) 3rd-Victor Diaz • 14th-Luis Pollorena • 28th-Hunter Renfroe  
 FEBRUARY (1) 6th-Chad Girodo  
 MARCH (2): 16th-Trey Johnson • 18th-Evan Mitchell  
 APRIL (5): 10th-Tanner Gaines • 12th-C.T. Bradford • 18th-Cody Freeman • 24th-Caleb Reed • 27th-Ross Mitchell  
 MAY (4): 4th-Tim Statz • 11th-Sam Frost • 12th-Daryl Norris • 24th-Jarrod Parks  
 JUNE (1): 20th-Wes Thigpen  
 JULY (3): 4th-Devin Jones • 8th-Nick Vickerson • 15th-Jonathan Ogden  
 AUGUST (4) 15th-Cody Abraham • 22nd-Chris Stratton • 28th-Nick Routt • 30th-Ryan Collins  
 SEPTEMBER (4): 3rd-Jordan Faulkner, Brayden Jones • 18th-C.C. Watson • 19th-Ben Bracewell  
 OCTOBER (7): 3rd-Wes Rea • 7th-Taylor Stark • 13th-Brett Bozeman • 20th-Michael Dixon • 26th-Andrew Busby • 24th-Cory Collins • 30-Jaron Shepherd  
 NOVEMBER (1): 10th-Brent Brownlee  
 DECEMBER (3): 14th-Adam Frazier • 21st-Kendall Graveman, 23rd-Demarcus Henderson  
*Players with birthdates on scheduled game days shown underlined*

### BY BIRTHPLACE...

ALABAMA (6): Anniston - C.C. Watson • Birmingham - Ben Bracewell, Andrew Busby • Decatur - Chad Girodo • Mobile - Daryl Norris • Tallapoosa Co. - Kendall Graveman  
 CALIFORNIA (2): Lancaster - Tim Statz • Riverside - Ryan Collins  
 FLORIDA (2): Gainesville - Brett Bozeman • Pensacola - C.T. Bradford  
 GEORGIA (2): Athens - Adam Frazier • Marietta - Evan Mitchell  
 INDIANA (1): Indianapolis - Jaron Shepherd  
 LOUISIANA (2): Baton Rouge - Cody Abraham • Kenner - Wes Thigpen  
 MAINE (1): Limestone - Nick Vickerson  
 MARYLAND (1): Olney - Nick Routt  
 MISSISSIPPI (13): Eupora - Devin Jones • Greenville - Caleb Reed • Gulfport - Wes Rea • Jackson - Jordan Faulkner, Sam Frost, Brayden Jones, Jarrod Parks, Hunter Renfroe, Taylor Stark • Meridian - Brent Brownlee, Cody Freeman • Laurel - Demarcus Henderson • Tupelo - Tanner Gaines, Chris Stratton  
 NEW JERSEY (1): Amboy Perth - Victor Diaz  
 TENNESSEE (1): Nashville - Ross Mitchell  
 TEXAS (4): Houston - Michael Dixon, Jonathan Ogden Laredo - Luis Pollorena • Tyler - Trey Johnson

## THE DIAMOND GIRLS



### Mississippi State University Diamond Girls

The 2011 season marks the Diamond Girls' 37th season as one of the primary support organizations for Mississippi State University baseball. First organized in 1976, the Diamond Girls handle a wide array of tasks in support of the Mississippi State baseball operation throughout the school year. They are most visible on game days at Dudy Noble Field, serving as hosts and distributing programs to fans as they enter the stadium, operating the stadium's souvenir and gift stand, and serving on the field during games as bat handlers. There are eight newcomers among this year's 25-member squad, which is led by tri-captains **Stevie McKinnis**, a junior from Watertown, Tenn., **Jessica Reed**, a senior from Brandon, Miss., **Avery Robinson**, a senior from Ridgeland, Miss.

### The 2011 Diamond Girls

Name	Classification	Major	DG Exp.	Hometown
Betsey Acklen	Junior	Public Relations	3rd year	Brandon, Miss.
Kelsey Adams	Junior	Kinesiology	2nd year	Clinton, Miss.
Kelly Bartlett	Freshman	Sport Studies	1st year	Starkville, Miss.
Martha Kate Buskirk	Freshman	Elementary Education	1st year	Tupelo, Miss.
Jessy Davis	Sophomore	Kinesiology	2nd year	Crystal Springs, Miss.
Shelby Farmer	Sophomore	Kinesiology	2nd year	Brookhaven, Miss.
Edey Germann	Junior	Elementary Education	2nd year	Germantown, Tenn.
Adrienne Glover	Junior	Interior Design	3rd year	Memphis, Tenn.
Ashley Grove	Junior	Pre-Nursing	2nd year	Clinton, Miss.
Mallory Madison	Freshman	Biological Sciences	1st year	Philadelphia, Miss.
Carmen McCool	Senior	Educational Psychology	3rd year	Brandon, Miss.
Bailey McCreary	Senior	Human Sciences	3rd year	Kosciusko, Miss.
Stevie McKinnis	Junior	Sport Studies/Accounting	3rd year	Watertown, Tenn.
Hannah Moore	Senior	Elementary Education	3rd year	Millbrook, Ala.
Mary Lowery Nemeth	Freshman	Biological Sciences	1st year	Starkville, Miss.
Anne Elise Parks	Senior	Broadcast Meteorology	4th year	New Albany, Miss.
Danielle Parsons	Sophomore	Biological Sciences	1st year	Biloxi, Miss.
Jordyn Potter	Freshman	Kinesiology	1st year	Flowood, Miss.
Jessica Reed	Senior	Marketing	4th year	Brandon, Miss.
Avery Robinson	Senior	Kinesiology	4th year	Ridgeland, Miss.
Rebecca Ross	Freshman	Biological Sciences	1st year	Madison, Miss.
Caroline Sanders	Junior	Psychology of Marketing	3rd year	Greenwood, Miss.
Katherine Scott	Sophomore	Elementary Education	2nd year	Starkville, Miss.
Sarah Webb	Junior	Kinesiology	2nd year	Starkville, Miss.
Whitley Winstead	Sophomore	Marketing	1st year	Madison, Miss.



Stevie McKinnis  
Junior Tri-Captain




Jessica Reed  
Senior Tri-Captain



Avery Robinson  
Senior Tri-Captain

# *THE BASEBALL STAFF*




*Head coach John Cohen and the Mississippi State baseball coaching staff*

## COACHING STAFF

## John Cohen

*Head coach (Mississippi State University, 1990)*



John Cohen, regarded by many as one of the most innovative coaches in the collegiate baseball ranks, is in his third decade as a collegiate coach and his third season as head baseball coach at Mississippi State University in 2011. He was introduced as MSU's 16th head baseball June 7, 2008, exactly 18 years to the day after leaving Omaha, Neb., and the 1990 NCAA College World Series following his final game as a Mississippi State player.

Cohen's return to Starkville, Miss., and Dudy Noble Field in 2009 completed a success-filled and fast-paced circle that began when the Tuscaloosa, Ala., native first joined the Baseball Bulldog family as a player in 1987. He returned to Mississippi State seasoned with 17 years

of collegiate coaching experience, nine years as a collegiate head coach. Immediately prior to his return to Starkville Cohen enjoyed a successful five-year run as head coach at Southeastern Conference Eastern Division rival Kentucky.

The MSU skipper, an All-Southeastern

Conference outfielder during his playing career at Mississippi State, enters his 12th season as a collegiate head coach in 2011 with a 369-258-1 career coaching mark (.588), 48-62 in two seasons at Mississippi State.

In prior coaching assignments at **Missouri** (1992-97), **Northwestern (La.) State** (1998-2001), **Florida** (2002-03) and **Kentucky** (2004-08), Cohen was associated with teams that piled up 555 wins while producing more than 1090 draft selections and 15 All-Americans.

His prowess as one of the nation's top young hitting instructors has mounted with each step along the way in his coaching career. That coaching expertise gained nationwide attention in 2006 when, in his third season at Kentucky, he guided the Wildcats to a remarkable worst-to-first finish in the rugged Southeastern Conference.

Under Cohen's direction, Kentucky posted a school-best 44-win season, the school's first Southeastern Conference baseball championship and brought the first NCAA regional baseball tournament to a Lexington campus noted more for its hoops prominence. That team, featuring the likes of All-American standout and SEC Player of the Year Ryan Strieby and All-SEC performers John Shelby and Sean Coughlin, virtually rewrote the Kentucky record book. During a three-year span at Kentucky Cohen produced 13 top 10 round draft picks, ranking among the most in the SEC over than span.

Cohen's coaching efforts did not go unnoticed. He was accorded national coach of the



# COACHING STAFF



## The COHEN file

### PERSONAL BACKGROUND

Birth date: September 21, 1966  
 Birth place: Tuscaloosa, Ala.  
 Wife: Nelle (*Bashinsky*) of Tuscaloosa, Ala.  
 Family: Daughters Jordan Baker (15) and Avery Lawson (13)

### EDUCATIONAL BACKGROUND

High School: Tuscaloosa (Ala.) Academy, 1985  
 Undergraduate: Mississippi State University, 1990 (*English*)  
 Graduate: Missouri, 1994 (*sports management*)

### ATHLETIC CAREER

1982-85: Tuscaloosa (Ala.) Academy  
 1986: Birmingham-Southern College  
 1987-90: Mississippi State University  
 1990-91: Minnesota Twins organization

### ATHLETIC HONORS

1990: All-Southeastern Conference baseball team  
 1990: MLB draft - 22nd round (*Minnesota Twins*)

### COACHING BACKGROUND

1992-94: University of Missouri (*graduate assistant coach*)  
 1995-97: University of Missouri (*assistant coach*)  
 1998-2001: Northwestern State (*head coach*)  
 2002-03: University of Florida (*assistant coach*)  
 2004-08: University of Kentucky (*head coach*)  
 2009 — : Mississippi State University (*head coach*)

### COACHING HONORS

1998: Southland Conference Coach of the Year  
 2001: Southland Conference Coach of the Year  
 2005: USA Baseball National Team coaching staff  
 2006: SEC/ABCA South Regional Coach of the Year  
 2006: National Coach of the Year



COHEN COACHING YEAR-BY-YEAR				
Year	School	Position	Record	Honors
1992	Missouri	grad. asst.	34-22	
1993	Missouri	grad. asst.	30-19	
1994	Missouri	grad. asst.	32-26	
1995	Missouri	asst. coach	19-34	
1996	Missouri	asst. coach	39-19	NCAA Regional
1997	Missouri	asst. coach	31-27	
1998	Northwestern St.	head coach	40-20	Southland Conference champions
1999	Northwestern St.	head coach	38-21	
2000	Northwestern St.	head coach	30-26	
2001	Northwestern St.	head coach	38-17	Southland Conference champions
2002	Florida	asst. coach	37-21-1	NCAA Regional
2003	Florida	asst. coach	46-19	NCAA Regional
2004	Kentucky	head coach	24-30	
2005	Kentucky	head coach	29-27	
2006	Kentucky	head coach	44-17	SEC champions/NCAA Regional
2007	Kentucky	head coach	34-19-1	
2008	Kentucky	head coach	44-19	NCAA Regional
2009	Mississippi State	head coach	25-29	
2010	Mississippi State	head coach	23-33	
Overall coaching record (19 seasons)			637-445-2	
Head coaching record (11 seasons)			369-258-1	

year honors by both the College Baseball Foundation and CollegeBaseballInsider.com. And, for the third time in his career, he was tabbed by his peers for **conference coach of the year** accolades.

Shortly after becoming MSU's 16th head baseball coach Cohen moved quickly to assemble a well-respected and highly-skilled coaching staff. That group features coaches well-versed in Mississippi State's colorful baseball tradition, the Magnolia State's high school and junior college programs, and the highly-competitive Southeastern Conference.

All the while Cohen has continued to move the MSU baseball program forward.

Mississippi State, annually one of the nation's leaders in college baseball attendance, registered two of its top three all-time sales marks in baseball season tickets, including a school-record 5,632 in 2010. In a program initiated at State by Cohen, many of those tickets are hand-delivered to Starkville patrons by MSU players.

During the Cohen era Mississippi State has notched two its three SEC All-Freshman Team selections while MSU players have had their names called seven times during the past two Major League Baseball First-Year Player Drafts.

In the all-important recruiting realm, Cohen's first two recruiting classes have garnered top 18 status nationally. His 2009 recruiting class was ranked as the nation's eighth-best by Baseball America, the highest ranking for a State baseball recruiting class since 2000. His second recruiting class, featuring five drafted players, four prep All-Americans, and three players honored as the player of the year in their respective states, was ranked 18th.

On the facilities front, Mississippi State's

already-impressive baseball plant has seen upgrades totaling nearly \$2 million in recent years.

State added an auxiliary outdoor practice infield adjacent to the spacious Palmeiro Center, and the playing surface at Dudy Noble Field received a dramatic complete makeover that included all-new drainage and irrigation systems and a complete re-sodding prior to the start of the 2010 campaign. The dugouts were also expanded and the locker rooms and team areas renovated during that project.

Most recently, the concrete stadium grandstand completed in 1987 that triggered a parade of baseball facility upgrades throughout the SEC, has in the off-season been resurfaced and fashioned with all-new chairback seating.

Cohen's commitment to excellence in the classroom resulted in a 3.31 team grade point average during the 2008 fall semester, MSU Baseball's best semester GPA in school history and the semester's second-highest among men's sports team at State. Mississippi State's SEC lead in all-time academic all-conference awards has grown during Cohen's term at State, with 33 selections to the SEC Academic Honor Roll in 2009 and 2010. In addition, 10 MSU freshmen received SEC Freshman Academic Honor Roll status the past two seasons, and following the 2010 season veteran Bulldogs Greg Houston and Russ Sneed became the 15th and 16th Diamond Dogs to receive Academic All-America team selection.

Continuing a trademark that has grown during his coaching career, Cohen is a highly sought-after featured speaker and clinician. He has traversed the nation sharing his expertise at numerous baseball clinics in 30 states, including a speaking engagement at

The Cohens --- John, Avery, Nelle and Jordan

# COACHING STAFF

the 2010 American Baseball Coaches Association Convention, his third appearance before that body since 2002.

Cohen has also shared his baseball expertise through his recently-released instructional video "All Access With John Cohen", a top-selling video featuring three full days of Mississippi State baseball practice.

And since arriving at Mississippi State, Cohen has maintained a full schedule of speaking engagements at alumni gatherings, civic organization meetings and at baseball banquets on a variety of levels throughout the Magnolia State and beyond.

He rates as one of 22 active college head coaches to have played in the NCAA College World Series. Cohen, the fifth Mississippi State grad to serve as head baseball coach at State, is also one of three current Southeastern Conference head baseball coaches coaching at his alma mater.

Cohen, 44, is married to the former **Nelle Bashinsky**, also from Tuscaloosa, Ala., and they have two daughters - **Jordan Baker** and **Avery Lawson**.

## COHEN THE DIAMOND DOG

Mississippi State skipper John Cohen wears a No. 11 baseball jersey. It's the same number he wore during his successful collegiate career as a player at State.

Cohen was an accomplished two-sport prep athlete at Tuscaloosa Academy, earning all-state honors in both baseball and basketball. His TA hoops teams won three straight state titles and a school-record 100 consecutive games. But it was on the baseball diamond as a four-year regular playing for coach Don McNabb that Cohen excelled.

He capped his prep career with a stellar senior season in 1985, the same year that, 90 miles away, the likes of Jeff Brantley, Will Clark, Rafael

Palmeiro and Bobby Thigpen were leading MSU's Baseball Bulldogs to a school-best third-place finish in the NCAA College World Series.

He inked with Birmingham-Southern following his prep career, and as a rookie was the Panthers' starting center fielder, hitting at a crisp .333 clip and earning team defensive MVP honors. On April 24 that season Cohen made his Dudy Noble Field debut in a Birmingham-Southern uniform, delivering a double, a triple and driving in three runs in a split of a Mississippi State-Birmingham-Southern doubleheader in Starkville.

Cohen transferred to State that fall, sitting out the 1987 campaign as a redshirt before beginning his Diamond Dog career playing under legendary MSU head coach Ron Polk.

He was a key contributor during the most successful three-year span in MSU's storied baseball history. The Bulldogs advanced to an NCAA regional tournament berth in each of Cohen's three seasons as a player, capped by a run to Omaha and the 1990 NCAA College World Series. In 1989, he helped lead the Bulldogs to the SEC championship and a school-record 54 wins. During that span the Bulldogs compiled a 148-46 record (.763) that included two of the program's three 50-win campaigns.

Cohen concluded his career ranked in the top



10 in several statistical categories at Mississippi State and earned first-team All-Southeastern Conference distinction as a senior. He was selected by the Minnesota Twins in the 22nd round of the 1990 Major League Baseball Draft and played two years in the Twins' minor league system.

## COHEN THE COACH

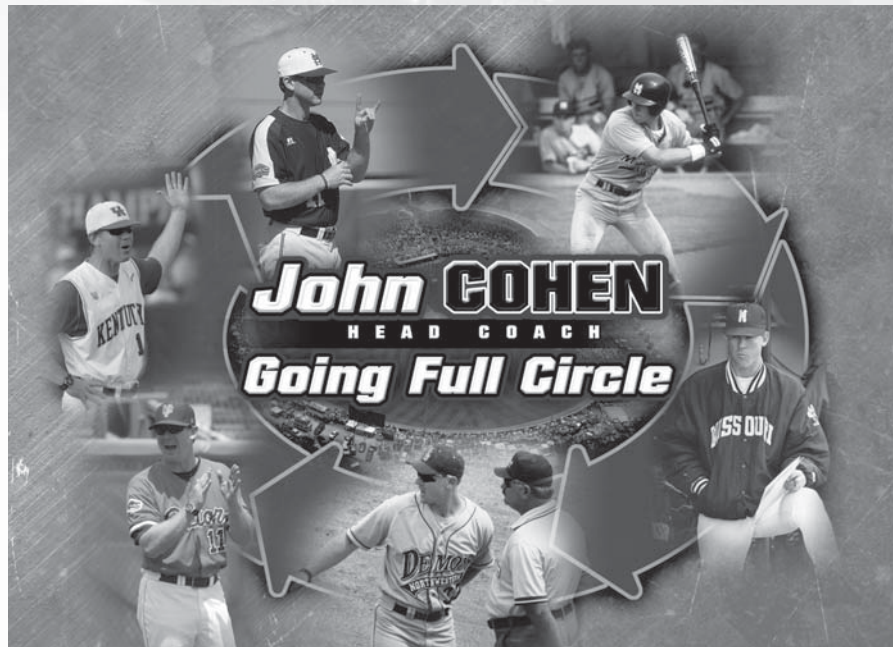
In the fall of 1991 Cohen launched his coaching career in Columbia, Mo., where he joined coach **Gene McArtor's University of Missouri** baseball coaching staff as a graduate assistant. When Tim Jamieson followed McArtor as the Tigers' head coach after the 1995 campaign, he tabbed Cohen as his chief assistant, hitting coach and recruiting coordinator.

That season, Missouri won the Big Eight championship and advanced to an NCAA regional berth for the first time in 16 years. The Tigers broke nine offensive school records that season, part of 17 total records set by Cohen's offenses over his six years in Columbia.

Following the 1997 season, Cohen headed to Natchitoches, La., for his first head coaching assignment, a four-year term at **Northwestern State**. His two predecessors at Northwestern State served as head coaches in the Southeastern Conference --- Arkansas' **Dave Van Horn** and Alabama's recently-retired skipper **Jim Wells**.

Under Cohen, the Demons compiled a 146-84 (.635) mark and claimed a pair of Southland Conference titles (1998 and 2001). He was named the Southland Conference Coach of the Year during both championship seasons.

His well-rounded clubs set 18 individual and team offensive records during his tenure, while his pitching staff set 10 school marks. The 1998 team posted the nation's fifth-best team earned run average (3.82) while the 1999 edition fashioned college baseball's seventh-best fielding percent-age (.967). NSU's baseball team also excelled in the class



## COACHING STAFF



*John Cohen played in the Minnesota Twins organization (1990-91) and later served as an assistant coach on the 2005 USA National baseball team.*


room, averaging 18 players with grade-point averages of 3.0 or better each semester while notching 3.0 team GPA's in both 1998 and 1999.

Cohen also spearheaded a highly-successful fund-raising campaign for Northwestern State's baseball facility, Brown-Stroud Field. The ball park's grandstand seating increased from 298 to 1,000. All of those seats and then some were needed on April 18, 2001 when a school-record 4,214 fans watched Cohen's Demons knock off defending-national champion LSU.

Cohen established himself as one of the nation's best hitting coaches during a successful two-year stint at the University of Florida as an assistant coach on the staff of Gator head coach Pat McMahon. In Gainesville, his UF hitters pulverized opposing pitching and led the SEC in nearly every offensive statistical category.



*Dozens of Starkville area youth have joined the Diamond Dogs on the field for the national anthem in a program initiated at Mississippi State by head coach John Cohen. Cohen is also a widely-respected and much in demand guest speaker on the baseball clinic and convention circuit nationally.*



In 2002, Cohen's Gator offense led the nation in hits while ranking second in batting average, runs scored and home runs. That year, Florida paced the Southeastern Conference in nine team categories and set or tied a total of 41 offensive school records (20 team, 21 individual) en route to its most successful season since 1998 (46-19) and a berth in the NCAA Tournament.

At Florida, Cohen coached a pair of consensus All-Americans, Mark Kiger and SEC batting champ Pat Osborn, each of whom batted over .400 and scored more than 100 runs. Cohen's balanced UF offense also included five players hitting 10 or more home runs.

In the 2003 season, Florida's high-octane offense paced the SEC in five offensive categories. For the second straight year two Gators finished in the top five in the league in batting average and Brian Rose became the third Gator to earn All-America honors under Cohen's tutelage. Bolstered by its tremendous offense, Florida earned its second consecutive NCAA regional tournament berth.

### BACK IN THE SEC

Cohen's time away from the head coaching circle was brief. After two record-setting seasons at Florida and following the 2003 campaign, Cohen was hired as head coach at the University of Kentucky.

In five seasons as the Wildcats' taskmaster, Cohen guided Kentucky to unprecedented success on the diamond, elevating UK to national prominence.

His teams posted a 175-113-1 (.607) mark over the span, claiming much attention as Cohen developed Kentucky into a major player on the national scene.

After a 24-30 finish in his first season at UK (2004), Cohen directed the '05 Wildcats to a 29-27 finish, the second winning campaign in nine seasons for Kentucky. But that paled in comparison to what followed the next three seasons.

Cohen's 2006 Wildcat edition, sparked by SEC Player of the Year Ryan Strieby, turned many heads when it rolled to a 44-17 mark, the school's first Southeastern Conference baseball championship, and registered the initial worst-to-first one-season turnaround in SEC baseball history. That season and the two that followed saw Cohen's 'Cats virtually rewrite the school record book. He earned national coach of the year plaudits (College Baseball Foundation and CollegeBaseballinsider.com) in 2006, a season which also saw Kentucky host its initial NCAA regional tournament.

Honored as the 2006 SEC Coach of the Year, Cohen directed the Southeastern Conference's best offensive club that season, piling up a school-record 500 runs. His 2007 club hit for a stellar .320 average, just one point shy of the UK school record. That team led the SEC in eight offensive categories and ranked third nationally in home runs, slugging percentage.

The record-breaking parade continued in 2008. UK raced to a 19-0 start, a top five national ranking, and matched its school-best win total with a 44-19 finish. UK advanced to an NCAA regional tournament berth, the second under Cohen and the school's fourth overall. Along the way in 2008 UK racked up school records for highest fielding percentage, putouts, at bats, runs scored, doubles, RBI, sacrifice bunts, sacrifice flies and innings pitched.



## COACHING STAFF

## Lane Burroughs

• Assistant coach (Mississippi College, 1995)

Mississippi native Lane Burroughs is in his third year on John Cohen's Mississippi State University baseball staff.

The Meridian, Miss., native joined the MSU staff in June 2008 after having served as an assistant coach in the Big 12 Conference for the Kansas State Wildcats in 2008.

Burroughs is in his 16th season as a baseball coach and is well-schooled in Magnolia State baseball. He played the sport on the high school, junior college and senior college level in Mississippi, and all but three of his first 14 years in the coaching profession have come in the state of Mississippi, including a highly-successful nine-year stint as an assistant coach at Southern Miss.

This is Burroughs's second coaching assignment under John Cohen. He was a member of Cohen's coaching team at Northwestern (La.) State in 1997 and 1998.

At USM Burroughs served as recruiting coordinator, infield coach, and handled in-game duties as USM's coach in the third base coaching box. He excelled in each, but gained much acclaim in his role as hitting coach and in the development of Southern Miss' hitters. He coached seven all-Americans, nine freshman all-Americans, 10 position players that went on to sign professional baseball contracts, five of those as top 10 round selections in the Major League baseball draft.

During his nine-year coaching term in Hattiesburg, Southern Miss made its first six NCAA postseason regional tournament appearances. Among the Burroughs-coached Golden Eagles that earned all-American status was Jarrett Hoffpauir, who in 2004 reigned as the nation's toughest player to strike out. During Burroughs's stay USM claimed the program's initial C-USA title, set the school mark with 47 wins in 2003 and establish standards for hits, runs scored and RBI in 2004.

Burroughs launched his coaching career as a graduate assistant coach at his alma mater, Mississippi College, serving there one season before assuming a post as an assistant coach under Bill Baldner at East Mississippi Community College in Scooba, Miss., in 1997.

He began his coaching association with John Cohen a year later as an assistant coach at Northwestern (La.) State, helping direct the Demons to a 40-20 mark and the 1998 Southland Conference Championship.

Following the 2007 campaign at USM, Burroughs moved from Conference USA to the Big 12 Conference, accepting an assistant coaching position on the staff of Brad Hill at Kansas State University. That season the Wildcats advanced to the championship game of the Big 12 Conference Tournament.

Burroughs played high school baseball at West Lauderdale High School in Collinsville, Miss., where he was coached by Jerry Boatner, one of the all-time winningest coaches in Mississippi high school baseball history, and was a teammate of Mississippi State All-American and Major League pitching standout Jay Powell.

He continued his baseball career at Meridian Community College playing for coach Corky Palmer, where MCC claimed NJCAA Region 23 titles in both 1992 and 1993. Burroughs continued his baseball career at Mississippi College, where he played for coach Tom Gladney the next two seasons and was honored as an All-Gulf South Conference outfielder and the team MVP in 1995, his final campaign with the Choctaws.

Burroughs is married to the former Susan Parker of Meridian, Miss., and they are the parents of three children, daughters Parker Grace, 9, and Camryn Laine, 7, and son Thomas Jackson, 3.

Burroughs is married to the former Susan Parker of Meridian, Miss., and they are the parents of three children, daughters Parker Grace, 9, and Camryn Laine, 7, and son Thomas Jackson, 3.

**The Burroughs ---  
Susan, Camryn Laine (standing),  
Jackson, Parker Grace and Lane**



### The BURROUGHS file

#### PERSONAL BACKGROUND

Birth date: December 23, 1972

Birth place: Meridian, Miss

Wife: Susan (Parker) of Meridian, Miss.

Family: daughters Parker Grace (9) and Camryn Laine (7) and son Thomas Jackson (3)

#### EDUCATIONAL BACKGROUND

High School: West Lauderdale (Miss.) High School, 1991

Junior College: Meridian (Miss.) Community College, 1993

Undergraduate: Mississippi College, 1995 (history)

Graduate: Mississippi College, 1996 (social science)

#### ATHLETIC CAREER

High School: West Lauderdale High School, 1988-91

Junior College: Meridian Community College, 1992-93

College: Mississippi College, 1994-95

#### ATHLETIC HONORS

Larry Scott Memorial Award (Meridian CC, 1993)

NJCAA World Series participant (Meridian CC, 1993)

All-Gulf South Conference (Mississippi College, 1995)

Team Most Valuable Player (Mississippi College, 1995)

#### COACHING CAREER

1996: Mississippi College (graduate assistant coach)

1997: East Mississippi Community College (assistant coach)

1997-98: Northwestern State (assistant coach)

1999-2007: Southern Miss (assistant coach)

2008: Kansas State (assistant coach)

2009 —: Mississippi State (assistant coach)



## COACHING STAFF



## The THOMPSON file

## PERSONAL BACKGROUND

Birth date: December 15, 1970

Birth place: Aberdeen, Miss.

Wife: Robin (Ashe) of Birmingham, Ala.

Family: Anna (12), Olivia (10) and Madelyn Gail (6)

## EDUCATIONAL BACKGROUND

High School: Amory (Miss.) High School, 1988

Junior College: Itawamba (Miss.) Comm. College, 1990

Undergraduate: Birmingham-Southern, 1992 (*history*)

Graduate: UAB, 1996 (*sports administration*)

## ATHLETIC CAREER

1985-87: Amory (Miss.) High School

1989-90: Itawamba (Miss.) Community College

1991-92: Birmingham-Southern College

## COACHING BACKGROUND

1993: Huntingdon (Ala.) College (*assistant coach*)

1994-96: Birmingham-Southern (*assistant coach*)

1997: Jefferson (Ala.) State (*head coach*)

1998-2001: Birmingham-Southern (*assistant coach*)

2002-05: Georgia (*assistant coach*)

2006-08: Auburn (*assistant coach*)

2009 — : Mississippi State University (*assistant coach*)

## COACHING HONORS

1997: ABCA Alabama JC Coach of the Year

1997: Southeast Regional JC Coach of the Year

2006: Fellowship of Christian Athletes SEC Coach of the Year



## Butch Thompson

• Assistant coach (Birmingham-Southern, 1992)

Butch Thompson, a native of Amory, Miss., is in his third year on coach John Cohen's Mississippi State baseball coaching staff.

Thompson, in his 10th season of coaching in the Southeastern Conference, coaches Mississippi State pitchers and works closely with recruiting. He joined the MSU coaching staff in June 2008 after having coached the previous three seasons at Auburn.

One of his first pitching pupils at Mississippi State, rookie left-hander **Nick Routt**, earned freshman All-American and SEC All-Freshman honors. And in 2010 another Bulldog, right-hander **Chris Stratton**, became the second consecutive MSU hurler to receive SEC All-Freshman distinction.

The 19-year coaching veteran is regarded as one of the nation's top pitching instructors and has a strong familiarity with baseball in the state of Mississippi.

Thompson prepped at Amory (Miss.) High School and later starred as a pitcher at ICC for coach **Roy Cresap** in 1989 and 1990.

He continued his baseball career the next two seasons at NAIA power Birmingham-Southern, where he helped lead the Panthers, coached by former Mississippi State assistant **Brian Shoop**, to back-to-back Southern States Conference championships. **Daron Schoenrock**, who would later serve as an assistant coach at State, coached the pitchers on Shoop's BSC staff.

It would be the first of Thompson's three career affiliations with Shoop and the Panthers baseball program in Birmingham. He launched his coaching career as pitching coach and top assistant to **Scot Patterson** at Huntingdon College in Montgomery, Ala., then returned to his alma mater, where as an assistant coach he was reunited on the BSC staff with Shoop and Schoenrock from 1994 to 1996. During that span the Panthers won a pair of conference crowns and in 1995 advanced to its first NAIA World Series berth.

Thompson left BSC briefly to serve as head baseball coach at Jefferson State Community College in Birmingham in 1997. While at JSCC he was honored as the Regional

**The Thompsons ---  
Butch, Olivia, Ana,  
Robin and Madelyn Gail**

Tournament Coach of the Year, the ABCA Alabama Junior College Coach of the Year and the Southeast Region Coach of the Year after guiding JSCC to a 39-21 mark, the AJCAA Region 22 State Championship and a third-place finish in the NJCAA Division II World Series.

He returned to Birmingham-Southern as Shoop's top assistant the following season, beginning a four-year run during the most successful span in BSC baseball history. The Panthers won 196 games and four TranSouth Conference championships and made three consecutive appearances in the NAIA World Series. BSC's 2001 team posted a school-best 55-11 mark and captured the NAIA National Championship.

In 2002 Thompson joined the Southeastern Conference baseball coaching family, beginning a four-year term as pitching coach and recruiting coordinator at the University of Georgia under head coach **David Perno**. Georgia's 2003 recruiting class was ranked 10th nationally and UGA captured the 2004 SEC title and advanced to the NCAA College World Series.

He continued his SEC affiliation at Auburn following the 2005 season, serving as pitching coach and recruiting coordinator on the staff of **Tom Slater**. Each of his three recruiting classes at Auburn was ranked among the nation's top 18, including a No. 5 national ranking in 2007.

In nine seasons as a pitching coach in the SEC (since 2001), Thompson has coached 23 pitchers that have been selected in the Major League Baseball draft.

Thompson, honored as the 2006 Fellowship of Christian Athletes SEC Coach of the Year, has shared his expertise as a featured speaker at numerous baseball coaching clinics throughout the Southeast.

He earned a bachelor's degree in history at BSC in 1992 and completed a master's degree in sports administration at UAB in 1996. He is married to the former **Robin Ashe** of Birmingham, Ala., and they are the parents of three daughters --- **Anna**, 12, **Olivia**, 10, and **Madelyn Gail**, 6



# Nick Mingione

• *Coordinator of Camps (Embry-Riddle, 2000)*

Nick Mingione, who joined the Mississippi State baseball family in June 2008, is in his third year as the Bulldogs' coordinator of baseball camps. In addition to his duties directing Mississippi State's popular summer and winter baseball camps, Mingione also serves as a volunteer assistant coach. He works with MSU's outfielders, first basemen and hitters and in-game he serves as MSU's first base coach.

This is Mingione's second coaching affiliation with MSU skipper John Cohen. Mingione, who worked as an assistant coach in 2008 at Western Carolina University in Cullowhee, N.C., served on Cohen's 2006 and 2007 baseball staffs at the University of Kentucky, where he worked extensively with the UK outfielding corps and with the Wildcat hitters. During that span, Kentucky won 78 games, set or reestablished 12



team marks, and posted a school-best 44 wins en route to winning the school's first SEC championship in 2006.

On coach Bobby Moranda's staff at Western Carolina, Mingione was recruiting coordinator and hitting coach, helping direct a Catamount team that in 2008 earned top 40 national ranking among 286 NCAA Division I programs in 11 different offensive categories.

A native of Tarrytown, N.Y., Mingione grew up in Florida and played high school

baseball for coach Scott Jones at Mariner High School in Cape Coral, Fla. He continued his baseball career and was a standout outfielder for four years at Embry-Riddle University in Daytona Beach, Fla., where he played for coaches Greg and Todd Guilliams. He earned a bachelor's degree in aerospace studies with a triple minor in business, psychology and humanities in

2000. Upon graduation, Mingione served two years as assistant dean of students and as an assistant coach on Steve Larsen's baseball staff at Mariner High School.

Mingione then moved on to coach on the collegiate level, first as a volunteer assistant baseball coach under Dave Tollet at Florida Gulf Coast University in Fort Myers, Fla., in 2002, and later at his alma mater, Embry-Riddle. The Eagles captured Florida Sun Conference crowns and advanced to the

NAIA World Series in Lewiston, Idaho, all three seasons, earning national runner-up honors in 2005.

During eight seasons as an assistant coach, Mingione, 32, has helped direct teams to four conference titles, three advancements to the NAIA World Series and one NCAA regional tournament berth and has been associated with nationally-ranked recruiting baseball classes in four of the last five seasons.



## The MINGIONE file

### PERSONAL BACKGROUND

Birth date: September 10, 1978

Birth place: Tarrytown, N.Y.

### EDUCATIONAL BACKGROUND

High School: Cape Coral (Fla.) Mariner High School, 1996

Undergraduate: Embry-Riddle, 2000 (*aerospace studies*)

### ATHLETIC CAREER

High School: Cape Coral Mariner High School, 1993-96

College: Embry-Riddle College, 1997-2000

### ATHLETIC HONORS

Initial Kenneth J. Siwa Memorial Scholarship (*Embry-Riddle, 1997*)

### COACHING CAREER

2001: Mariner High School (*assistant coach*)

2002: Florida Gulf Coast University (*volunteer assistant*)

2003-05: Embry-Riddle University (*assistant coach*)

2006-07: University of Kentucky (*volunteer assistant coach*)

2008: Western Carolina University (*asst. coach/recruiting coordinator*)

2009: Mississippi State University (*coordinator of camps*)

# COACHING STAFF

## Tyler Bratton

• *Baseball operations director (Mississippi State, 2007)*



### The BRATTON file

#### PERSONAL BACKGROUND

Birth date: August 3, 1983  
 Birth place: Columbus, Miss.  
 Wife: Bree (Munger) of Hartselle, Ala.

#### EDUCATIONAL BACKGROUND

High School: West Point (Miss.) Oak Hill Academy, 2002  
 Junior College: East Mississippi Community College, 2004  
 Undergraduate: Mississippi State, 2007 (*secondary education*)  
 Graduate: Mississippi State, 2009 (*sports administration*)

#### ATHLETIC CAREER

High School: West Point (Miss.) Oak Hill Academy, 2002  
 Junior College: East Mississippi Community College, 2003-04  
 College: Mississippi State University, 2006

#### COACHING CAREER

2008: Mississippi State University (*student assistant coach*)  
 2009--- Mississippi State University (*baseball operations director*)

In his third season on John Cohen's Mississippi State University baseball coaching staff and serving as the director of baseball operations is **Tyler Bratton**, a native of West Point, Miss.

Bratton, 27, is a 2007 graduate of Mississippi State University. He coordinates team travel arrangements, directs the team's video operations and oversees a wide range of tasks associated with the day-to-day operation of the Mississippi State baseball program.

Bratton was a three-year, two-sport standout (baseball and football) and played outfield for coach **Bill Miley** at **Oak Hill Academy** in nearby West Point, Miss.

He continued his baseball career in 2003 and 2004 at **East Mississippi Community College**, where he was coached by **Bill Baldner**.


He then matriculated to **Mississippi State University**, earning a berth on the Ron Polk-coached Mississippi State baseball team as an outfielder in 2006. That MSU squad ascended to a No. 1 inseason national ranking and advanced to the finals of the 2006 NCAA Clemson Regional.

Bratton earned an undergraduate degree in secondary education at Mississippi State in 2007 and in 2009 completed graduate degree studies in sports administration at

Mississippi State University.

He served as an assistant baseball coach at **Heritage Academy** in Columbus, Miss., in 2005 and at **Oak Hill Academy** in 2007 before returning to MSU as a student assistant coach for the Baseball Bulldogs in 2008.

Bratton is married to the former **Bree Munger** of Hartselle, Ala.



Tyler and Bree Bratton



**Will Coggin**  
*Student manager*

• Second-year sports administration graduate student from Booneville, Miss.  
 • Born Nov. 28, 1985 in Booneville, Miss.  
 • Son of Betty Ann and Rick Coggin  
 • Graduate of Booneville HS, Northeast Miss. C.C. and Mississippi State (2009)



**G.T. McCullough**  
*Student Manager*

• First-year manager from Tupelo, Miss.  
 • Born Oct. 19, 1988 in Tupelo, Miss.  
 • Son of Laura and Glenn McCullough  
 • Graduate of Tupelo High School  
 • Senior teaching and coaching major



**Baron Jones**  
*Student Manager*

• Third-year manager from Meadville, Miss.  
 • Born March 28, 1987 in McComb, Miss.  
 • Son of Bobette and Bart Jones  
 • Graduate of Franklin HS and Copiah Lincoln C.C.  
 • Senior physical education major



**Michelle Norcross**  
*Student Manager*

• First-year manager from Germantown, Tenn.  
 • Born July 5, 1991 in Memphis, Tenn.  
 • Daughter of Toni and Ernie Norcross  
 • Graduate of Houston High School  
 • Freshman biological sciences major



**Ronald Sims**  
*Student Manager*

• Second-year manager from Pearl, Miss.  
 • Born January 26, 1989 in Hazlehurst, Miss.  
 • Son of Sonia and Ronald Sims  
 • Graduate of Hazlehurst High School  
 • Senior sports management major



**Julie Wood**  
*Graduate Assistant Athletic Trainer*

• First-year graduate assistant trainer from Louisville, Ky.  
 • Born September 27, 1988 in Houston, Texas  
 • Daughter of Brenda and Gary Wood  
 • Graduate of Eastern HS and Murray State (2010)



**Kristina Berard**  
*Student Trainer*

• Second year trainer from Memphis, Tenn.  
 • Born July 5, 1991 in Memphis, Tenn.  
 • Daughter of Kathryn and Shane Berard  
 • Graduate of Collierville High School  
 • Sophomore clinical exercise physiology major



**Cody Pounders**  
*Student Trainer*

• First-year baseball trainer from Columbus, Miss.  
 • Born July 29, 1990 in Amory, Miss.  
 • Son of Cheryl & Andrew Cotton and Debbie & Harold Pounders  
 • Graduate of New Hope High School  
 • Junior kinesiology major

## SUPPORT STAFF

## Ray Berryhill

*Assistant AD/Academic Advising*  
(Mississippi State, 1980)

Administering the day-to-day academic needs of the Baseball Bulldogs is **Ray Berryhill**, in his 22nd year overall with the Mississippi State University Athletic Department.

A native of Gloster, Miss., Berryhill is in his second tour of duty in the department. A 1980 graduate of **Mississippi State University**, he served first as a graduate assistant coach with the MSU track program. In 1984 he was named supervisor of athletic academics at the **University of Alabama**, overseeing the academic progress of all Crimson Tide student-athletes.

He returned to State in a similar position as director of athletic academics in January 1989, and in August 2000 was promoted to assistant athletic director for academic advising.

Under his supervision, MSU's student-athletes have enjoyed unprecedented success in the classroom, frequently establishing school records for combined grade point average. Berryhill also serves State's student-athletes as M-Club advisor and through MSU's student housing office supervises on-campus housing for all student-athletes.

An avid turkey hunter, Berryhill, 52, is a member of the National Wild Turkey Federation. He and his wife, the former **Amy Huff** of Ferriday, La., are the parents of a son, **Cody**, and a daughter, **Caroline**.

## Joe Dier

*Assistant Media Relations Director*  
(Mississippi State, 1975)

Coordinating the publicity needs of the Baseball Bulldogs is **Joe Dier**, in his 25th year on the Mississippi State staff and his 13th season as the primary media relations contact for MSU baseball and volleyball.

Dier, 57, has been affiliated with Mississippi State athletics and MSU baseball since 1978 — eight years as editor of the sports publication *Dawgs' Bite* and since 1986 as a member of the MSU Athletics Department staff. He also previously served as the sports editor at the *Yazoo City (Miss.) Daily Herald* and the *Starkville (Miss.) Daily News*.

A 1975 graduate of **Mississippi State University**, Dier followed the late **Bob Hartley** and **Bo Carter** as MSU's third full-time sports information director in November 1986, initially serving as the primary media contact for all 15 Mississippi State sports. He served as media coordinator for MSU-hosted NCAA regional baseball tournaments in 1987, 1988,



Ray Berryhill



Joe Dier



Greg Drye



Jason Wire

1989, 1990 and 1992 and for MSU's 1991 Liberty Bowl football team. He was named to the board of directors of the National Collegiate Baseball Writers Association (NCBWA) in 2005 and in 2008-09 served as the organization's president. He is also a charter member of the MSU Chapter of the National Football Foundation & College Football Hall of Fame.

In 1992 he began a four-year term as editor of the weekly athletic department publication *Dawgs' Bite*, returning to sports information work in July 1996.

Dier is a native of Baton Rouge, La.. The son of a career Air Force chaplain, he traveled extensively in his youth, following family military assignments in Washington, British Columbia, Oregon, Alabama, Florida, Okinawa, Mississippi and Alaska.

He is married to the former **Kim Monroe** of Starkville, a teacher in the Starkville public schools, and they are the parents of a son, **Reed Burton**, a sophomore at Mississippi State University.

## Greg Drye

*Assistant Strength Coach*  
(Southern Miss, 1998)

Greg Drye is in his seventh season with the Bulldog Baseball program, assisting with the implementation of State's comprehensive in-season and off-season strength and conditioning program.

Prior to his arrival at MSU, Drye served as a graduate assistant at **Delta State University** on the baseball staff of coach **Mike Kinnison**. Drye coached the outfielders on the DSU teams that captured the Gulf South Conference titles and advanced to the NCAA Division II South Regional in both 1999 and 2000.

Drye then returned to his roots, serving for three years as an assistant baseball coach at **Long Beach High School**.

The Gulfport, Miss., native is an instructor in the physical education department at **Mississippi State**. He has also served as an administrative assistant on the MSU baseball staff over the past four seasons, handling a wide array of duties and assisting with the

team's advancement to the championship of the 2005 SEC Tournament and to the 2007 NCAA College World Series.

A graduate of Long Beach (Miss.) High School, Drye continued his baseball career at **Mississippi Gulf Coast Community College**, where he earned MJCAA all-state honors as an infielder playing for coach **Cooper Farris**. He later played baseball under coach **Steve Smith** at Baylor University.

Drye, 36, earned his undergraduate degree in coaching and sports administration from **Southern Miss** in 1998 and a graduate degree in physical education, health and recreation at **Delta State** in 2000. He has a daughter, **Dylan**.

## Jason Wire

*Assistant Athletic Trainer*  
(St. Cloud State, 2006)

Beginning his initial season as the athletic trainer for the Baseball Bulldogs is **Jason Wire**, who joined the Mississippi State University Athletic Department in September 2010.

Wire, 27, is a native of St. Cloud, Minn., and a graduate of **St. Cloud State University**, where in 2006 he earned his bachelor's degree in kinesiology. He began his career in athletic training while attending SCSU, serving as a student athletic trainer working with the Husky baseball, football and hockey programs.

He continued his educational career at San Jose State, earning a graduate degree in athletic training in May 2009. During his two years at **San Jose State** Wire handled the athletic training needs of the Spartan baseball, the men's and women's soccer and women's tennis teams.

Upon graduation from San Jose State, Wire, a member of the **National Athletic Trainers' Association**, worked for a year in professional baseball in Salisbury, Md. He was an assistant athletic trainer and the head strength and conditioning coach for the **Delmarva Shorebirds**, the Baltimore Orioles' affiliate in the Class A South Atlantic League.



April Edwards  
*Office associate*  
*MSU Baseball*



Diane Keith  
*Office associate*  
*Bulldog Sports Properties/*  
*Athletic Media Relations*



Brent Frey  
*Coordinator*  
*Event Management. &*  
*Facilities*



Everett Kennard  
*Manager*  
*Transportation Services*




Bart Prather  
*Superintendent*  
*Sports Turf*



Brandon Hardin  
*Sports Turf Specialist*

# THE PLAYERS



## THE PLAYERS



# CODY ABRAHAM #19


OF/LHP • 5-11 • 161 • L-L • Fr. • HS

Houston, Texas

Lamar Consolidated High School

**HIGH SCHOOL:** Three-time all-state honoree as an outfielder at Lamar Consolidated High School in Sugar Land, Texas • Coached by Greg Kobza • Paced the Mustangs as a senior with a .524 batting average and 49 RBI en route to first-team all-state, all-district and All-Greater Houston honors in 2010 • Legged out 18 doubles, seven triples and six home runs, all team-bests, while recording five stolen bases • Also starred on the mound as a southpaw relief ace, notching a win and staff-high nine saves • Registered 64 strikeouts, allowing one run in 25 innings of relief • Earned honorable mention all-state plaudits in 2008 and 2009 • Hit .420 with 35 hits, 35 RBI and 13 extra-base hits as a junior • Also pilfered 20 bases • Earned first-team all-district and all-area honors and was selected to play in the Houston Area Baseball Coaches Association All-Star Game • Hit .410 with 17 extra-base hits and a team-best 23 stolen bases as a sophomore and tabbed as his district's top freshman after hitting .456 with 24 stolen bases in 2007 • Four-year member of LCHS's A-B Honor Roll • Played summer league baseball in Houston for the Columbia Angels, coached by Clay Hill.

**PERSONAL:** Born Cody Michael Abraham on August 15, 1991 in Baton Rouge, La. • Son of JoAnn and Tommy Abraham of Houston, Texas • Cousins Jim and Josh Abraham played baseball at Mississippi State • Majoring in business administration.



MISSISSIPPI STATE  
Cody Abraham  
Diamond Dogs 2011 4/19/11



# BRETT BOZEMAN #14

C/1B • 6-1 • 201 • L-R • Jr. • JC


Gainesville, Florida

Buchholz HS/Santa Fe (Fla.) Community College

**JUNIOR COLLEGE:** Two-year starter and two-time All Mid-Florida Conference selection as a catcher at Santa Fe (Fla.) Community College in Gainesville, Fla. • Coached by Johnny Wiggs • Compiled a .322 batting average with 20 RBI, 10 doubles, a triple and three home runs in 28 starts for the SFC Saints • Elected team captain • Finished the year with a .496 slugging percentage and a .988 fielding percentage • Starred as a freshman on SFC's 2009 club that captured the Florida State Junior College Championship and advanced to a runner-up finish in the NJCAA World Series • Hit .353 with 49 hits, 14 doubles and 32 RBI • Honored as the conference defensive player of the year.

**HIGH SCHOOL:** Four-year letterman and three-year starter at Gainesville's Buchholz High School • Coached during his prep career by Bob Smith and David Barnes • Capped a stellar prep career with the Bobcats hitting .494 with 32 RBI and five home runs in 2008 • A 2008 first-team Florida Class 6A All-State selection as a catcher • Also tabbed as BHS's outstanding player and the Gainesville Sun Player of the Year • Hit .378 as a junior, earning defensive MVP/Golden Glove honors at Buchholz HS • Recipient of his team's Steve Lombardozzi Hardest Worker Award as a sophomore • Honor roll student his final two years at BHS.

**PERSONAL:** Born Brett Everett Bozeman on October 13, 1989 in Gainesville, Fla. • Son of Melissa and Louie Bozeman of Gainesville, Fla. • Majoring in educational psychology.



MISSISSIPPI STATE  
Brett Bozeman  
Diamond Dogs 2011 4/19/11

# THE PLAYERS



## BEN BRACEWELL #4

RHP • 6-0 • 194 • R-R • So. • 1L


Chelsea, Alabama  
Briarwood Christian School

**CAREER:** One of seven pitchers and three rookie right-handers that saw mound duty as true freshmen in 2010 • Bullpen ace with a staff-leading four saves • Among eight Bulldog players from neighboring Alabama.

**2010:** Appeared in 17 games (all in relief) as a freshman, posting an 0-2 record and a 5.50 earned run average while leading the Bulldogs with four of the staff's seven saves • Made his Mississippi State debut on opening weekend with an inning of relief work in State's 12-6 win over **Rhode Island** (Feb. 21) • Blanked opponents in 13 of his 17 appearances • Fanned three of the first six batters faced vs. URI and UAB and finished the season with 23 punchouts in 18 innings pitched • Recorded season-best three-strikeout performances against **Michigan State** (Mar. 6), at **Texas A&M-Corpus Christi** (Mar. 14) and at **Auburn** (May 8) • Took the loss in a season-longest two-inning stint against **Southeastern Louisiana** (Feb. 28) • Rebounded to register saves against **Michigan State** (Mar. 6), **Memphis** (Mar. 24), **Georgia** (Mar. 26), and at **South Carolina** (Apr. 3) • Made nine appearances (8.2 innings pitched) in SEC competition, compiling an 0-1 record with a 9.35 ERA, two saves and 11 strikeouts • Among five Bulldog rookies named to the **2010 SEC Freshman Honor Roll**.

**HIGH SCHOOL:** Four-year starting pitcher at Briarwood Christian School • Coached by Lee Hall • **2009 Collegiate Baseball/Louisville Slugger All-American** and **ASWA Super All-State** team selection • Tabbed as the **2009 Birmingham News Player of the Year** and **Metro Player of the Year** • Fashioned a 15-0 pitching mark with an 0.47 earned run average while holding opposing hitters to a .108 batting average • Piled up 156 strikeouts in 90 innings, helping lead the BCS Lions to a 31-9 mark and a runner-up finish behind Hartselle HS in the state 5A playoffs • Allowed only four extra-base hits • Earned the win in six of Briarwood's nine playoff games, posting a remarkable .019 ERA in postseason play • Also hit .411 with 42 RBI and 10 home runs, four in the playoffs • Set 20 school pitching records and six hitting records • Posted a 5-3 mark with two saves and an 0.86 ERA en route to honorable mention **Alabama Sportswriters Association All-State** and first-team **Birmingham News All-Metro** team honors as a junior in 2008 • Registered 96 strikeouts in 65-1/3 innings • Starred at the plate with a .421 batting average and a team-best 48 hits and 21 stolen bases • Honorable mention **Collegiate Baseball/Louisville Slugger All-American** • **2008 Shelby County Reporter Player of the Year** and **Birmingham News Shelby County Pitcher of the Year** • Named to the **AHSAA North/South All-Star** and the **Alabama East/West All-Star** teams • Finished his career with a 27-9 record, a 1.16 ERA and 336 strikeouts in 241 career innings pitched.

**PERSONAL:** Born **Benjamin Albert Bracewell** on September 19, 1990 in Birmingham, Ala. • Son of **Christine** and **Al Bracewell** of Chelsea, Ala. • Majoring in management.



### BEN BRACEWELL'S CAREER STATISTICS

YEAR	ERA	W-L	GP	GS-CG	SH	SV	IP	H	R-ER	BB	SO	2B	3B	HR	WP	HB
2010	5.50	0-2	17	0-0	0	4	18.0	12	11-11	11	23	1	0	2	2	4
Career	5.50	0-2	17	0-0	0	4	18.0	12	11-11	11	23	1	0	2	2	4

### SOUTHEASTERN CONFERENCE STATISTICS

YEAR	ERA	W-L	GP	GS-CG	SH	SV	IP	H	R-ER	BB	SO	2B	3B	HR	WP	HB
2010	9.35	0-1	9	0-0	0	2	8.2	9	9-9	6	11	1	0	2	1	3
Career	9.35	0-1	9	0-0	0	2	8.2	9	9-9	6	11	1	0	2	1	3

## THE PLAYERS

## BRACEWELL'S GAME-BY-GAME APPEARANCES

Date	Opponent	IP	H	R-ER	BB	SO	2B	3B	HR	WP	HBP	SCORE	DEC/REC
2-21-10	Rhode Island	1.0	0	0-0	0	1	0	0	0	0	0	12-6	ND
2-23-10	UAB	1.0	0	0-0	0	2	0	0	0	0	0	6-5	ND
2-28-10	Southeastern Louisiana	2.0	3	2-2	1	1	0	0	0	0	1	5-6	L (0-1)
3-6-10	Michigan State	1.0	0	0-0	0	3	0	0	0	0	0	7-4	SV-1
3-10-10	Western Kentucky	1.0	0	0-0	1	0	0	0	0	0	0	9-3	ND
3-14-10	at TAMU-Corpus Christi	2.0	0	0-0	3	3	0	0	0	1	0	4-2	ND
3-21-10	at No. 6 Florida	0.2	2	2-2	0	1	0	0	1	0	0	1-4	ND
3-24-10	Memphis	1.1	0	0-0	0	2	0	0	0	0	0	7-6	SV-2
3-26-10	Georgia	1.0	1	0-0	2	1	0	0	0	0	0	9-8	SV-3
3-30-10	vs. No. 11 Ole Miss	0.0	0	0-0	0	0	0	0	0	0	0	3-5	ND
4-3-10	at No. 12 South Carolina	1.0	0	0-0	0	2	0	0	0	0	0	8-7	SV-4
4-11-10	No. 9 Arkansas	1.0	4	6-6	1	2	0	0	1	0	1	3-13	ND
4-18-10	Tennessee	1.0	0	0-0	0	2	0	0	0	0	0	14-6	ND
4-25-10	at Alabama	1.1	1	1-1	1	0	1	0	0	0	0	8-9	L (0-2)
5-1-10	No. 14 Ole Miss	0.2	0	0-0	1	0	0	0	0	0	0	10-12	ND
5-8-10	at No. 19 Auburn	1.1	1	0-0	0	3	0	0	0	0	0	14-16	ND
5-15-10	No. 17 Vanderbilt	0.2	0	0-0	1	0	0	0	0	1	2	7-13	ND
2010 SEASON TOTALS		18/0	12	11-11	11	23	1	0	2	2	4	127-125	0-2 (5.50)



# C.T. BRADFORD #10

OF/LHP • 5-8 • 159 • L-L • Fr. • HS

Pace, Florida  
Pace High School



**HIGH SCHOOL:** Three-year starting outfielder at Pace (Fla.) High School • Coached by Charlie Waner • Hit .474 with 46 hits and 21 extra-base hits • Helped lead the Patriots to a 29-2 record, the 2010 Florida 5A State Championship and the top spot in the ESPN Rise Fab 50 national ranking • Earned first-team **Louisville Slugger** and **Max Preps High School All-American Team** honors • All-state selection and tabbed as the **2010 Mr. Baseball** for the state of Florida • Also honored as the **Florida 5A Player of the Year** • Also starred on the mound, posting a 13-0 record with a 1.12 earned run average while registering 90 strikeouts in 84 innings • Established a state record as the winning pitcher in five consecutive regional and state playoff games • Selected to play in the Florida High School All-Star Game • Honored as the **Pensacola News Journal Male Athlete of the Year** and **Pitcher of the Year** • 2009 **Class 5A Northwest Florida Player of the Year** and Pensacola News Journal All-Area selection after hitting .423 with 25 RBI, a .600 on-base percentage and 18 stolen bases in 19 attempts • Carved a 7-1 pitching record with a 1.20 ERA, 113 strikeouts and 13 walks in 66 innings of mound work • Earned first-team all-area and second-team all-state honors as a sophomore, hitting .453 and carding a 6-3 record with a 1.28 ERA in 2008 • Played summer league baseball with the **Florida Bombers**, coached by **Emilio Fernandez** • Selected as that club's first team captain • Honor grad, member of the Athletic Council and recipient of the 2010 Pace High School Citizenship Award.

**DRAFT HISTORY:** Chosen by the **Cleveland Indians** in the 48th round of Major League Baseball's 2010 First-Year Player Draft.

**PERSONAL:** Born **Christopher Taylor Bradford** on April 12, 1991 in Pensacola, Fla. • Son of **Mike** and **Theresa Bradford** of Pace, Fla. • Father, **Mike Bradford**, was MSU's starting third baseman in 1982 and 1983 • Majoring in kinesiology.

# THE PLAYERS



## BRENT BROWNLEE #42

OF • 6-1 • 187 • R-R • Jr. • 1L

Oxford, Mississippi  
Oxford High School

**CAREER:** Fourth-year junior outfielder eager to overcome career-limiting shoulder injuries • Sports a .257 career batting average with 20 starts in 46 errorless career games played • Solid defender with starts in all three outfielding positions • Two-time SEC Academic Honor Roll selection.


**2010:** Played in six non-conference games and drew three early-season starts in center field before being sidelined by a shoulder injury • Saw game-opening playing time against **UAB** (Feb. 23) and **Southeastern Louisiana** (Feb. 26-27) • Hit by a pitch and scored a run in MSU's 6-5 win over **UAB** (Feb. 23) • Worked the count for two walks and was struck by a pitch during his 11 plate appearances as a third-year sophomore • Joined 13 other Diamond Dogs on the **2010 SEC Academic Honor Roll**.

**2009:** Played in 40 games as a redshirt freshman, drawing 17 starts and starting all three positions in the outfield • Hit .290 with 18 hits and 11 RBI • Made his collegiate debut as a defensive replacement against **Northern Illinois** (Feb. 20) • Made his debut as a starter in left field and singled for his first career hit against **North Florida** (Feb. 22) • Registered his first extra-base hit and his first career RBI with a game-winning run-scoring double against **Mississippi Valley State** (Feb. 25) • Hit .359 in 22 SEC games (nine starts), the team's third-highest league batting average • Lashed his first career home run in a 2-for-4 plate performance in a 12-4 win at **Arkansas** (Mar. 29) • Also registered two-hit games against **Kentucky** (Apr. 18), at **Vanderbilt** (Apr. 24), and in back-to-back games at **Ole Miss** (May 8-9) • Singled in two runs against **South Carolina** (Mar. 14) and notched his second multi-RBI game at **Vanderbilt** (Apr. 24) • Among SEC-leading 19 Bulldogs named to the **2009 SEC Academic Honor Roll** • Hit .259 and teamed with MSU infielder **Nick Vickerson** on the **2009 Cotton States League** champion **North Delta** summer league baseball team.

**2008:** One of five Bulldog freshmen to redshirt • Worked diligently to recover from a pair of shoulder surgeries in 2007-08.

**HIGH SCHOOL:** Four-year varsity letter-winner as an outfielder at **Oxford High School** • Coached by **Bradley Roberson** • Hit .333 with seven extra-base hits and eight stolen bases in an injury-curtailed senior season • Earned offensive MVP honors at the NEMCABB All-Star Game • Saw limited playing time as a junior in 2006 while recovering from a fall shoulder injury sustained playing football for OHS • Hit .301 with late-season duty as a designated hitter • Earned all-district, all-area and all-state honors as a sophomore, hitting .382, driving in 28 runs and leading the Chargers with 23 stolen bases • Helped OHS post a 36-4 record and capture the 2005 Class 4A state championship • Lettered in four sports at Oxford High School: football, soccer, baseball, track • Earned Class 4A all-state honors as a wide receiver and member of OHS's 2006 Class 4A state championship track team • Member of the National Honor Society, the National Technical Honor Society and Mu Alpha Theta.

**PERSONAL:** Born **Brent Wesley Brownlee** on November 10, 1988 in Meridian, Miss. • Son of **Jo** and **Sonny Brownlee** of Oxford, Miss. • Majoring in kinesiology.



### BRENT BROWNLEE'S CAREER STATISTICS

YEAR	AVG	GP-GS	AB	R	H	2B	3B	HR	RBI	BB	HB	SO	SF	S	SB-SA	PO	A	E	FLD
2009	.290	40-17	62	14	18	2	1	1	11	8	4	14	0	2	6-7	42	2	0	1.000
2010	.000	6-3	8	1	0	0	0	0	0	2	1	3	0	0	0-0	3	0	0	1.000
Career	.257	46-20	70	15	18	2	1	1	11	10	5	17	0	2	6-7	45	2	0	1.000

### SOUTHEASTERN CONFERENCE STATISTICS

YEAR	AVG	GP-GS	AB	R	H	2B	3B	HR	RBI	BB	HB	SO	SF	S	SB-SA	PO	A	E	FLD
2009	.359	22-9	39	10	14	0	1	1	8	6	3	7	0	0	3-3	26	1	0	1.000
2010	.000	0-0	0	0	0	0	0	0	0	0	0	0	0	0	0-0	0	0	0	.000
Career	.359	22-9	39	10	14	0	1	1	8	6	3	7	0	0	3-3	26	1	0	1.000

### HOME RUN

No.	Date	Game No.	Opponent (pitcher)	Site	RBI	Inning	Outs	Score
1.	3-29-09	27	at Arkansas (Richards)	A	1	5th	2	W, 12-4-

## THE PLAYERS



# ANDREWBUSBY #44

RHP • 6-4 • 203 • R-R • SO. • JC

Gardendale, Alabama

*Gardendale HS/Wallace State-Hanceville (Ala.) C.C.*



**JUNIOR COLLEGE:** Starred on the mound during his lone season of competition at **Wallace State Community College** in Hanceville, Ala. • Coached by **Randy Putman** • Compiled a 6-3 record with a 5.28 earned run average and two saves as a freshman • Drew 10 starts and made seven relief appearances, registering a pair of complete-game pitching performances • As a rookie ranked second on the Wallace State staff with 75.0 innings pitched and 67 strikeouts.

**HIGH SCHOOL:** Three-year starter from 2007 to 2009 as a pitcher and catcher at **Gardendale High School** • Coached in high school by **Pat Keedy** • Earned **Birmingham News All-Metro** honors during his prep career • Played summer league baseball with **Birmingham Baseball**, coached by **R.L. Langston** and **John Renfroe** • Member of the GHS chapter of the Fellowship of Christian Athletes.

**PERSONAL:** Born **Andrew Phillip Busby** on October 26, 1990 in Birmingham, Ala. • Son of **Liz** and **Phillip Busby** of Gardendale, Ala. • Majoring in kinesiology.



# RYANCOLLINS #38

OF/1B • 6-1 • 195 • L-L • Sr. • 3L

Panama City, Florida

*Rutherford High School*

**CAREER:** Fleet-footed and most experienced member of State's outfielding corps • Sports a .290 career batting average with 124 hits and 68 RBI in 145 career games played (111 starts --- 68 in right, 26 in left and 17 in center) • Enters his senior campaign with team-best 23 career stolen bases and eight triples, tying for 10th-most in a career at State.

**2010:** Saw playing time in 53 of MSU's 56 games, drawing 34 starts spread over all three outfield positions (17 in center field, 14 in right field and 3 in left field) • Compiled a .271 batting average • Ranked second on the team with nine stolen bases in 10 attempts • Opened the year against **Rhode Island** (Feb. 19) with the first of his 10 multiple-hit games • Also drove in three runs against Rhode Island, a mark later matched against **Mississippi Valley** (Mar. 17) and at **South Carolina** (Apr. 3) • Legged out his eighth career triple and second of the year in a series-clinching win over **Georgia** (Mar. 28), tying for 10th among MSU's career leaders in three-baggers • Doubled in what proved to be the winning run in an 8-7 road win over eventual national champion **South Carolina** (Apr. 3) • Collected three hits and drove in two runs over four games to earn all-tournament team selection in the **Whataburger College Classic** in Corpus Christi, Texas (Mar 12-14) • Delivered 10th-inning single for an insurance run in MSU's tourney-ending win over host **Texas A&M-Corpus Christi** • Hit .300 in 27 Southeastern Conference games played (16 starts) • Played error-free defense over his final 50 games.

# THE PLAYERS

**2009:** Drew 43 starts in 49 games played as a sophomore, starting all 43 games in right field • Hit .268 with 44 hits, 31 runs scored and 23 RBI • Led the Bulldogs and tied for third in the SEC with four triples • Also tied for third on the club with 10 doubles • Ranked second on the team with 11 stolen bases in 12 attempts • Fielded at a .941 clip with six errors in 101 defensive chances • Registered nine multiple-hit games, seven of those coming in the final third of the season • Compiled a 10-game hitting streak (Apr. 19-May 9), going 21-for-47 (.447) with 10 RBI, nine extra-base hits (including all three of his 2009 home runs) and five of his 11 stolen bases • Launched roundtrippers against **Kentucky** (Apr. 19), **Middle Tennessee** (Apr. 22) and **Alabama** (May 1) • Went 10-for-15 with seven RBI during a three-game span that included a career-best and team season-high 5-for-5 showing against **MTSU** (Apr. 22) • Came within a triple of hitting for the cycle and delivered his second game-winning RBI of the season with a two-run eighth-inning blast against the Blue Raiders • Hit .278 in 27 SEC games played (23 games started) with nine extra-base hits and 11 RBI against league opponents.

**2008:** One of four true freshmen to play for the Diamond Dogs in 2008, drawing 34 starts in 43 games played • Compiled a .345 batting average, second-best on the team, with a team-leading .469 on-base percentage • Started 23 games in left and 11 in right • Made his MSU debut as the starting left fielder in MSU's season-opener at **North Florida** (Feb. 22) • Drew three walks, singled and collected his first career RBI against **UNF** (Feb. 24) • Totaled eight multi-hit games, including three-hit showings against **UAB** (Mar. 18) and **Georgia** (Mar. 29) and a season-best 4-for-4 performance against **Austin Peay** (Apr. 2) • Also drove in three runs against **APSU** matched that season-best with three RBI at **Auburn** (May 2), the last of his six multiple-RBI games • Belted three home runs, all in SEC competition --- a solo shot at **Kentucky** (Apr. 6), a two-run blast against **Vanderbilt** (Apr. 13) and a three-run dinger at **Auburn** (May 2) • Delivered the game-winning RBI against **Arkansas-Little Rock** (Mar. 5) and at **Auburn** (May 3) • Sidelined the final 10 games of the season by a shoulder injury • Registered a pair of mid-season eight-game hitting streaks (Mar. 23-Apr. 2 and Apr. 5-19).



**HIGH SCHOOL:** Four-year starter as an outfielder and pitcher at **Rutherford High School** in Panama City, Fla. • Coached by **John Hudson** • Paced the Rams with a .441 batting average, 34 RBI, 16 extra-base hits and 15 stolen bases as a senior in 2007 • Also posted an 8-3 record with a save, a 2.17 earned run average and 45 strikeouts in 51 innings pitched • Helped lead RHS to a No. 2 ranking in Class 5A and the team's first playoff advancement in nine years • Earned third-team Class 5A all-state honors and first-team all-district honors • Earned Team MVP honors for the third consecutive year and selected to compete in the **FACA State All-Star Game** • As a junior in 2006 batted .412 with a team-high 42 hits • Also drove in 18 runs, pilfered 17 bases in 19 attempts and on the mound compiled a 7-3 record with a 3.20 ERA • Led the Rams at the plate as a sophomore with a .400 batting average and 32 hits with 14 stolen bases • Named to the **2006 NABF World Series** all-tournament team and represented North Florida in the **Florida Diamond Club Elite 100 Showcase** • Also a three-year starter and all-county performer in football • Voted into the **Rutherford High School Hall of Fame** • Established 11 single season and career baseball records at RHS.

**PERSONAL:** Born **Ryan Eugene Collins** on August 30, 1988 in Riverside, Calif. • Son of **Debbie** and **Carl Collins** of Callaway, Fla. • Majoring in management.

## RYAN COLLINS'S CAREER STATISTICS

YEAR	AVG	GP-GS	AB	R	H	2B	3B	HR	RBI	BB	HB	SO	SF	S	SB-SA	PO	A	E	FLD
2008	.345	43-34	119	26	41	6	2	3	23	26	2	21	0	3	3-5	55	2	1	.983
2009	.268	49-43	164	31	44	10	4	3	23	31	1	38	2	5	11-12	91	4	6	.941
2010	.271	53-34	144	19	39	4	2	0	22	19	6	29	2	2	9-10	80	3	4	.954
Career	.290	145-111	427	76	124	20	8	6	68	76	9	88	4	10	23-27	226	9	11	.955

## SOUTHEASTERN CONFERENCE STATISTICS

YEAR	AVG	GP-GS	AB	R	H	2B	3B	HR	RBI	BB	HB	SO	SF	S	SB-SA	PO	A	E	FLD
2008	.290	21-17	62	9	18	1	1	3	12	11	1	13	0	2	2-3	29	2	1	.969
2009	.278	27-23	90	17	25	6	1	2	11	22	0	19	0	2	5-5	54	2	2	.966
2010	.300	27-16	70	7	21	2	1	0	7	10	2	13	1	1	5-6	36	2	0	1.000
Career	.283	75-56	222	33	64	9	3	5	30	43	3	45	0	5	12-14	119	6	3	.977

## HOME RUNS

No.	Date	Game No.	Opponent (pitcher)	Site	RBI	Inning	Outs	Score
1.	4-6-08	31	at Kentucky (Dombrowski)	A	1	5th	1	L, 8-9
2.	4-13-08	35	Vanderbilt (Christiani)	H	2	3rd	2	L, 3-4
3.	5-2-08	45	at Auburn (Dayton)	A	3	7th	2	L, 4-11
4.	4-19-09	40	Kentucky (Kapteyn)	H	3	9th	1	L, 17-22
5.	4-22-09	42	Middle Tennessee (Mears)	H	2	8th	2	W, 9-8
6.	5-2-09	47	Alabama (Scott)	H	2	9th	2	L, 16-17

## THE PLAYERS



# VICTORDIAZ #47

RHP • 5-11 • 210 • R-R • Fr. • HS

Perth Amboy, New Jersey  
St. Joseph High School



**HIGH SCHOOL:** Three-year pitching regular at **St. Joseph High School** in Perth Amboy, N.J. • Coached by **Paul Esposito** • Earned all-state, all-conference and all-division honors as a senior, compiling a 7-3 pitching mark with a 1.77 earned run average • Registered 58 strikeouts in 59 innings • Team MVP and 2010 county player of the year • Also played shortstop and compiled a .340 batting average with 35 RBI, 10 doubles, two triples and five home runs • Collected all-division, second-team all-conference and third-team all-county honors as a junior in 2009 after compiling a 5-1 record with a 3.38 earned run average • Tallied 38 strikeouts in 39.1 innings • Played summer league baseball in 2008 and 2009 with **New Jersey Super 17**, coached by **Justin Jensen**, **Bobby Barth** and former Bulldog pitcher **Keith Dilgard** • Honor roll student, a peer mentor and a member of his school's campus ministry • Also played one season of basketball in high school.

**PERSONAL:** Born **Victor Alejandro Diaz** on January 3, 1992 in Perth Amboy, N.J. • Son of **Santia** and **Victor Diaz** of Perth Amboy, N.J. • Majoring in kinesiology.



# MICHAELDIXON #22

RHP • 6-1 • 224 • R-R • Jr. • RS

Austin, Texas  
Westlake HS/San Diego State/Blinn (Texas) College



**2010:** Sat out his initial season at State and missed fall practice in both 2009 and 2010 with arm ailments.

**JUNIOR COLLEGE:** Registered a 7-1 pitching record with three saves and a 4.83 earned run average at **Blinn College** in Brenham, Texas • Coached by **Harvey McIntyre** • Helped lead the Buccaneers to a 42-18 finish and an advancement to the semifinals of the Region 14 Baseball Tournament in May • Right-hander who appeared in 19 games, registering 77 strikeouts in 68 innings • One of three Buccaneers to ink with MSU • Spring 2009 MSU signee.

**SAN DIEGO STATE:** Signed with **San Diego State** following his prep career • Posted a 2-0 record with an 8.31 earned run average in 14 relief appearances with coach **Tony Gwynn's** Aztecs in 2008.

**HIGH SCHOOL:** Three-time all-district and two-time All-Central Texas performer under coach **Jim Darleik** at Austin's **Westlake High School** • Compiled a 23-7 career pitching record with a 2.36 earned run average and 207 strikeouts in three seasons • Capped his prep career with a 9-1 regular season record and a 2.18 ERA • Helped lead the WHS Chaparrals to the region semifinals, posting a 2-2 pitching mark in postseason play • Earned first-team all-state and Austin Area Coaches Association all-star team honors as a senior in 2007 • Also played first base, hitting at a .461 clip with 11 doubles, seven home runs, 27 RBI and an .820 slugging percentage in 20 games played in 2007 • Posted a 7-4 record with a 1.56 ERA and a .395 batting average en route to second-team all-state honors his junior campaign in 2006 • Also an academic all-district honoree in 2007.

**PERSONAL:** Born **Michael Keith Dixon** on October 20, 1988 in Houston, Texas • Son of **Donna** and **Mike Dixon** of Austin, Texas • Majoring in real estate and finance.

## THE PLAYERS



# JORDAN FAULKNER #43

RHP • 6-3 • 191 • R-R • Jr. • JC


Madison, Miss.

Madison Central High School/Meridian (Miss.) CC

**JUNIOR COLLEGE:** Two-year member of the pitching staff at Meridian (Miss.) Community College • Coached by Chris Rose • Capped his career with the Eagles in 2009 posting a 4-1 record with a 3.10 earned run average, holding opponents to a .222 batting average • Helped lead MCC to the 2009 Region 23 Championship • Earned NJCAA Academic All-America Team honors as a sophomore • Posted a 2-1 mark with a 3.89 ERA and 28 strikeouts as a freshman on MCC's 2008 MACJC State Championship team • Junior college teammate of current Bulldogs Jarrod Parks and Wes Thigpen • Member of Phi Theta Kappa honor society.

**HIGH SCHOOL:** Three-year regular on the pitching staff at Madison Central High School • Coached by Gregg Perry • Capped his prep career with a 6-2 pitching record and a 2.60 earned run average in 2007 • Registered 70 strikeouts in 59.1 innings • Earned all-district, all-county and second-team All-Metro Jackson honors as a senior • Helped MCHS claim north state titles in 2006 and 2007 • Hails from the same prep program that produced current Bulldogs Brayden Jones and Jarrod Parks • On the A-B Honor Roll and a member of the Fellowship of Christian Athletes • Played on the 2006 NABF World Series championship Jackson 96ers summer league baseball team coached by Derek Topik.

**PERSONAL:** Born Jordan Ray Faulkner on September 3, 1988 in Jackson, Miss. • Son of Stephanie and David Faulkner of Madison, Miss. • Majoring in kinesiology.



MISSISSIPPI STATE  
Jordan Faulkner  
Diamond Dogs 2011



# ADAM FRAZIER #12


INF • 5-10 • 168 • L-R • Fr. • HS

Bishop, Georgia

Oconee County High School

**HIGH SCHOOL:** Four-year starting middle infielder and honorable mention Louisville Slugger High School All-American at Oconee County High School in Watkinsville, Ga. • Coached by Stan Fricks • First-team all-state and all-region selection after leading the OCHS Warriors to a 29-5 finish with a .524 batting average • Played shortstop primarily but also saw duty at second base • Paced the team with a school-record 66 hits, 39 RBI, 24 doubles and seven home runs • Team captain who recorded 11 stolen bases in 12 attempts and was named team MVP • Northeast Georgia and Region 8AAA Player of the Year • Set Georgia record with 53 career doubles • Earned all-state and all-region honors as a junior after hitting at a .510 clip with 51 hits, including a then-record 17 doubles and 20 stolen bases • Paced OCHS at the plate as a sophomore with a .447 batting average, 51 hits and 18 extra-base hits • Honorable mention all-stater as a sophomore in 2008 and honored as the team's best hitter and Gold Glove Award winner • Three-time letter-winner in basketball, setting the school scoring record for freshmen with a 29-point game • A-B Honor Roll student and a member of the OCHS chapter the Fellowship of Christian Athletes and the DECA Club • Played summer league baseball in 2010 with the Florida Bombers.

**PERSONAL:** Born Adam Timothy Frazier on December 14, 1991 in Athens, Ga. • Son of Danielle and Tim Frazier of Bishop, Ga. • Majoring in kinesiology.



MISSISSIPPI STATE  
Adam Frazier  
Diamond Dogs 2011

## THE PLAYERS




# CODY FREEMAN #29

C/1B • 6-0 • 192 • R-R • Sr. • 3L

Collinsville, Mississippi  
West Lauderdale High School

**CAREER:** The most experienced of four primary catchers vying for playing time with a staff-high 56 game-opening assignments behind the dish • Sports a .299 career batting average with 99 hits, 11 home runs and 66 RBI in 116 career games played (88 starts) • Among eight seniors and 13 players from Mississippi on the 2011 club.

**2010:** Hit the field for playing time in 41 games as a junior, sharing starting duties behind the plate with fellow Bulldog junior **Wes Thigpen** • Made 26 of his 31 game-opening appearances as the catcher with five additional starts as the designated hitter • Hit .301, one of six Bulldogs to hit .300 or better, with career-bests in both hits (37), runs batted in (26) and stolen bases (5) • Opened the year with a four-game hitting streak (8-for-17, .471, 4 RBI) • Topped that in the mid-season (Mar. 28-Apr. 9) with a five-game streak (7-for-18, .389) • Ranked fifth on the club with 13 multiple-hit games • Delivered three-hit games in wins over **Southeast Missouri** (Mar. 5) and at **Texas A&M-Corpus Christi** (Mar. 14) • Went 5-for-10 with four RBI in two games against **TAMU-CC** (Mar. 14) • Tied for fourth on the club with eight multi-RBI games, matching a career-best with a four-RBI, two-hit (double and home run) performance against **Alcorn State** (Apr. 20) • Registered the game-winning RBI in three consecutive games • Lashed a walk-off, two-out RBI single in MSU's series-clinching 11-10 win over **Georgia** • Drilled three roundtrippers, two-run blasts against **Southeast Missouri** (Mar. 5) and **Alcorn State** (Apr. 20) and a solo shot against **Michigan State** (Mar. 7) • Played in 22 of 30 conference games (14 starts), hitting .259 with 10 RBI • Went 4-for-9 in two starts against **Ole Miss** (Apr. 30-May 2) and 4-for-7 against **Vanderbilt** (May 15-16) • Collected 10 of his 15 SEC hits over his final eight games and went 9-for-22 (.409) in his last six league starts • Teammate of fellow Bulldogs **Ryan Collins**, **Jarrod Parks** and **Nick Vickerson** on the **Cal Ripken Sr. Collegiate Baseball League** champion Bethesda (Md.) **Big Train** • Named to the **2010 SEC Academic Honor Roll**.



**2009:** Saw playing time in 37 games as a sophomore, drawing 13 starts behind the plate and 12 more as the designated hitter • Compiled a .283 batting average with 26 hits, 20 RBI and a career-best six home runs • Lashed a pair of singles against **South Carolina** (Mar. 14) for the first of his six multiple-hit games • Matched a career-best for hits in a game with a 3-for-5 plate performance at **Arkansas** (Mar. 27) • Belted his fifth and sixth home runs of the season at **Memphis** (May 12) in MSU's 6-5 win over the Tigers, driving in a season-high three runs • One of two Bulldogs to hit two home runs in a game in 2009 • Also delivered solo home runs against **Nicholls** (Feb. 28), at **Tennessee** (Apr. 11), against **Middle Tennessee State** (Apr. 21) at **Vanderbilt** (Apr. 25) • Fielded at a .966 clip with three errors in 88 defensive chances • Compiled a season-best five-game hitting streak May 2 to May 12 • Legged out a run-scoring double at **Ole Miss** (May 8) for his first game-winning RBI of the season • Added a walk-off RBI single against second-ranked **LSU** in State's 8-7 win over the eventual national champions • Played in 22 SEC games drawing 14 starts (nine as DH, 5 as catcher) • Led the team with a .365 batting average against SEC competition • Played summer league baseball in Bethesda, Md., teaming with Bulldogs **Luke Adkins** and **Jarrod Parks** on the **Cal Ripken Sr. Collegiate Baseball League** champion **Big Train** • Paced Bethesda with a .326 batting average and a .489 slugging percentage.

# THE PLAYERS

**2008:** Played in 38 games and earned his first varsity letter as a true freshman, starting 17 games as a catcher and 15 as the designated hitter • Hit .310 with 36 hits and 20 RBI in 32 games • Played error-free defense in 143 chances behind the dish • Opening day starting catcher against **North Florida** (Feb. 22) • Registered his first career hit in his seasonal debut against **UNF** • Registered nine multi-hit games, including a season-best 3-for-4 plate performance against **UAB** (Feb. 26) • Opened the year with a five-game hitting streak and fashioned a six-game streak in mid-March that included four consecutive two-hit games • Went 4-for-8 with a single, a double, a triple, a home run and seven RBI in two-game set against **Mississippi Valley State** (Mar. 11-12) • Followed that with a 5-for-10 three-game series against **Ole Miss** (Mar. 14-16) • Plated a season-high four runs with his first career home run, a grand slam, against **MVSU** (Mar. 11) • Also launched a solo blast against **Ole Miss** (Mar. 15) • Sustained a knee injury in the **Georgia** series (Mar. 28-30) • Missed nine games, then returned to the lineup as a DH • Sidelined for final five games of season with shoulder injury • Hit .266 in 19 games (18 starts) against SEC foes • Team-best .406 hitter in games at Dudy Noble Field • One of four true freshmen to play for the Bulldogs in 2008.

**HIGH SCHOOL:** Four-year standout as a catcher and outfielder at **West Lauderdale High School** • Coached by **Jerry Boatner** • Hit .450 with 14 home runs and 57 RBI en route to all-state honors as a senior • Helped power the Knights to a 38-2 record and the 2007 Class 4A state championship • Played on West Lauderdale teams that compiled a 129-21 record over four seasons • Joined WLHS battery mate and fellow MSU signee **Paxton Pace** on the roster for the **2007 Crossroads Diamond Club 4A/5A All-Star** game in Pearl, Miss. • A preseason **Louisville Slugger All-American** selection • Compiled a .465 batting average with 47 hits and 26 extra-base hits as a junior • Established the WLHS school record with 16 home runs and 60 RBI in 2006 • All-district and all-state honoree and team MVP as a junior • Hit .362 and earned all-district honors as a sophomore in 2005 after drawing 10 starts and hitting .450 as a freshman.

**PERSONAL:** Born **Cody Dewayne Freeman** on April 18, 1989 in Meridian, Miss. • Son of **Amanda** and **Bruce Freeman** of Collinsville, Miss. • Majoring in kinesiology.

## CODY FREEMAN'S CAREER STATISTICS

YEAR	AVG	GP-GS	AB	R	H	2B	3B	HR	RBI	BB	HB	SO	SF	S	SB-SA	PO	A	E	FLD
2008	.310	38-32	116	18	36	9	1	2	20	15	1	27	2	3	1-1	134	9	0	1.000
2009	.283	37-25	92	18	26	3	1	6	20	16	2	35	2	3	0-1	73	12	3	.966
2010	.301	41-31	123	16	37	8	0	3	26	14	2	24	3	1	5-5	154	19	6	.966
Career	.299	116-88	331	52	99	20	2	11	66	45	5	86	7	7	6-7	361	40	9	.978

## SOUTHEASTERN CONFERENCE STATISTICS

YEAR	AVG	GP-GS	AB	R	H	2B	3B	HR	RBI	BB	HB	SO	SF	S	SB-SA	PO	A	E	FLD
2008	.266	19-18	64	5	17	3	0	1	10	6	0	13	1	1	1-1	38	2	0	1.000
2009	.365	22-14	52	11	19	3	1	2	12	12	0	19	0	1	0-1	30	8	2	.950
2010	.259	22-14	58	5	15	3	0	0	10	6	1	9	2	0	3-3	84	9	2	.979
Career	.293	63-46	174	21	51	9	1	3	32	24	1	41	3	2	4-5	152	19	4	.977

## HOME RUNS

No.	Date	Game No.	Opponent (pitcher)	Site	RBI	Inning	Outs	Score
1.	3-11-08	13	Mississippi Valley State (Reid)	A	4	5th	1	W, 15-0
2.	3-15-08	16	Mississippi (Satterwhite)	H	1	3rd	2	L, 6-11
3.	2-28-09	8	Nicholls (Dunnam)	H	1	2nd	1	W, 6-3
4.	4-11-09	35	at Tennessee (Hernandez)	A	1	4th	1	L, 2-4
5.	4-21-09	41	Middle Tennessee (Stoltz)	H	1	8th	1	L, 6-10
6.	4-25-09	44	at Vanderbilt (Bierman)	A	1	9th	0	L, 4-10
7.	5-12-09	51	at Memphis (Holland)	A	2	2nd	2	W, 6-5
8.	5-12-09	51	at Memphis (Fraser)	A	1	6th	2	W, 6-5
9.	3-5-10	8	Southeast Missouri (Mahon)	H	2	4th	2	W, 10-7
10.	3-7-10	11	Michigan State (Holm)	H	3	7th	0	W, 14-6
11.	4-20-10	37	Alcorn State (Williams)	H	1	5th	2	W, 27-4

## THE PLAYERS



# SAM FROST #8

INF • 5-9 • 165 • L-R • So. • 1L

Hoover, Alabama  
Hoover High School



**CAREER:** Returning starter at second base after making 32 game-opening appearances as a true freshman • Among eight Alabama products on the 2011 club and one of five Bulldogs named to the **SEC Freshman Academic Honor Roll**.

**2010:** Saw playing time in 45 games as a true freshman, drawing 32 starts at second base • Compiled a .248 batting average, with 13 RBI and nine of his 28 hits going for extra bases (eight doubles and one triple) • Came off the bench against **Rhode Island** (Feb. 20) to make his collegiate debut • Drew a walk and registered his first career hit (single) against **Southeastern Louisiana** (Feb. 28) • Made his first collegiate start the following weekend against **Southeast Missouri** (Mar. 5) • Delivered six multiple-hit plate performances, including season-best four-hit showings against **Mississippi Valley State** (Mar. 17) and **Ole Miss** (May 2) • Lashed the first of his eight doubles and registered his first career RBI in a 14-6 win against **Michigan State** (Mar. 7) • Laced a pair of doubles and a triple and drove in a season-high five runs in a 4-for-5 plate performance in State's 16-2 win over **MVSU** (Mar. 17) • Went 4-for-4 with a double and two RBI against **Ole Miss** (May 2) • Posted a .934 fielding percentage and had a hand in 25 of MSU's 55 double plays • Hit .224 in 25 SEC games played (16 games started) • Recorded eight of his 13 SEC hits, seven of 10 runs scored and all three of his SEC RBI in his final eight league games • Named to the **2010 SEC Freshman Academic Honor Roll**.

**HIGH SCHOOL:** Two-year starter as a middle infielder at **Hoover (Ala.) High School** • Coached by **Rick Davis** • Buccaneer shortstop who helped lead HHS to a 32-13 record and a berth in the AHSAA Class 6A playoffs • A starter in all 45 games, hitting .389 with 42 runs scored, 31 RBI, 17 doubles, eight home runs and a team-leading .714 slugging percentage • Voted team MVP and named to the **All-Birmingham Metro**, **All-Over The Mountain** and **All-Birmingham Metro Academic** teams • Named to the 2009 **BaseballClearinghouse.net All-National Team** • Helped lead Hoover HS to a 29-18 mark and the **2008 AHSAA Class 6A state championship** • Hit .358 as a junior with 49 hits, 30 RBI and a perfect 12-for-12 on stolen base attempts • Named MVP of the 6A state championship series, hitting .548 • Played summer league baseball with **Excel Blue Wave**, coached by former Bulldog players **Steve Gendron** and **Matthew Maniscalco** • Member of the National Honor Society, Mu Alpha Theta and the Spanish Honor Society • Also played basketball two seasons at Hoover HS • Hails from the same high school as 2010 MSU senior pitcher **Greg Houston**.

**PERSONAL:** Born **Samuel Timothy Frost** on May 11, 1991 in Jackson, Miss. • Son of **Donna** and **Steve Frost** of Hoover, Ala. • Majoring in mathematics.

## SAM FROST'S CAREER STATISTICS

YEAR	AVG	GP-GS	AB	R	H	2B	3B	HR	RBI	BB	HB	SO	SF	S	SB-SA	PO	A	E	FLD
2010	.248	45-32	113	24	28	8	1	0	13	13	4	35	2	2	4-5	57	98	11	.934
Career	.248	45-32	113	24	28	8	1	0	13	13	4	35	2	2	4-5	57	98	11	.934

## SOUTHEASTERN CONFERENCE STATISTICS

YEAR	AVG	GP-GS	AB	R	H	2B	3B	HR	RBI	BB	HB	SO	SF	S	SB-SA	PO	A	E	FLD
2010	.224	25-16	58	10	13	4	0	0	3	6	2	18	1	1	1-2	39	49	6	.936
Career	.224	25-16	58	10	13	4	0	0	3	6	2	18	1	1	1-2	39	49	6	.936

## THE PLAYERS




# TANNER GAINES #39

RHP • 6-1 • 179 • R-R • Fr. • HS

Baldwyn, Mississippi  
Baldwyn High School

**HIGH SCHOOL:** Four-year starter and five-time letter-winner at **Baldwyn High School** • Coached by **Gregg Tucker** • Paced the Bearcats with a .387 batting average in 2010, earning all-area honors and the team's batting award • Collected 34 hits with 30 RBI, nine doubles and four home runs, all team-highs • Compiled a 3-4 pitching record with a team-best 2.92 earned run average • Recorded 84 strikeouts in 48 innings of mound duty, registering four complete-games while holding opposing hitters to a .157 composite batting average • Honored as both a **NEMCABB** and a **Crossroads Diamond Club All-Star** • Hit .406 and compiled a 7-3 pitching mark with a 1.20 earned run average and 100 strikeouts as a junior en route to all-state, all-division, all-area and **Jackson Clarion-Ledger Dandy Dozen** honors in 2009 • Also lettered three years in basketball and two years in football • Passed for 1,492 yards and 16 touchdowns in 2010 • Initially signed with Northeast Mississippi Community College.

**PERSONAL:** Born **John Tanner Gaines** on April 10, 1992 in Tupelo, Miss. • Son of **Mitzi** and **Craig Gaines** of Baldwyn, Miss. • Majoring in secondary education.



# CHAD GIRODO #18

LHP • 6-1 • 188 • L-L • So. • 1L

Hartselle, Alabama  
Hartselle High School

**CAREER:** Among seven Bulldogs that pitched for State as freshmen in 2010 • Fourth-most innings pitched (48.2) among the nine returning pitchers that took the hill last spring • One of Alabama Diamond Dogs who hail from neighboring Alabama.

**2010:** Took the hill for 19 pitching appearances as a freshman, including four starts • Posted a 2-3 record with a 7.40 earned run average and 28 strikeouts in 48.2 innings of mound duty • Made his collegiate debut with 4.0 innings of two-hit relief work and three strikeouts in a 6-5 win over **UAB** (Feb. 23) • Registered a season-longest relief appearance (5.1 innings) against **Southeastern Louisiana** (Feb. 27) • Made his first career start two appearances later against **Michigan State** (Mar. 6) • Also drew game-opening mound duty against **Georgia** (Mar. 28), **Northwestern State** (May 12) and at **Southern Miss** (May 18) • Notched his first career win with a two-inning, one-hit relief stint in State's 7-6 win over **Memphis** (Mar. 24) • Closed out his rookie campaign with an impressive complete-game win at **Southern Miss** (May 18) • Tallied a season-high six strikeouts in the win over the Golden Eagles • All three losses came against SEC foes --- at **Florida** (Mar. 20), vs. **Arkansas** (Apr. 10) and vs. **Ole Miss** (May 2) • Carded an 0-3 worksheet with an 11.88 ERA in 10 SEC appearances (one start -- vs. **Georgia**, Mar. 28) • Ranked third in innings pitched among MSU's seven freshman pitchers and fifth-most overall.

**HIGH SCHOOL:** Four-year letter-winner and three-year starting pitcher at **Hartselle High School** • Coached by **William Booth** • Compiled a team-leading 17-1 record with an 0.47 and helped lead the Tigers to a nation-leading 50-9 record, the state 5A championship and a No. 22 national ranking • Named to the **Collegiate Baseball/Louisville Slugger High School All-American Team** • Southpaw who piled up 136 strikeouts and just 11 walks in 105.1 innings pitched • First-team selection on the Birmingham News All-State team and both the **Alabama Sports Writers Association Class 5A All-State** and the ASWA's 10-player **Super All-State** teams • Tossed a staff-best nine complete games in 18 starts while limiting opponents to .168 hit-



## THE PLAYERS

ting • Carved an 8-5 record with two saves, 115 strikeouts and a 1.90 ERA as a junior in 2008 • Concluded his four-year prep career with 25-11 record, five saves, a 1.60 earned run average and 333 strikeouts and 59 walks over 275 innings pitched • Played summer league baseball with the **Excel Blue Wave**, coached by former MSU standouts **Steve Gendron** and **Matthew Maniscalco** • A member of Hartselle's A-B Honor Roll.

**PERSONAL:** Born **Chad Alan Girodo** on February 6, 1991 in Decatur, Ala. • Son of **Joyce Turrentine** and **Danny Girodo** of Hartselle, Ala. • Majoring in kinesiology.

## CHAD GIRODO'S CAREER STATISTICS

YEAR	ERA	W-L	GP	GS-CG	SH	SV	IP	H	R-ER	BB	SO	2B	3B	HR	WP	HB
2010	7.40	2-3	19	4-1	1	0	48.2	68	48-40	16	28	16	4	12	2	3
Career	7.40	2-3	19	4-1	1	0	48.2	68	48-40	16	28	16	4	12	2	3

## SOUTHEASTERN CONFERENCE STATISTICS

YEAR	ERA	W-L	GP	GS-CG	SH	SV	IP	H	R-ER	BB	SO	2B	3B	HR	WP	HB
2010	11.88	0-3	10	1-0	0	0	16.2	29	29-22	6	10	5	2	6	1	2
Career	11.88	0-3	10	1-0	0	0	16.2	29	29-22	6	10	5	2	6	1	2

## GAME-BY-GAME APPEARANCES

Date	Opponent	IP	H	R-ER	BB	SO	2B	3B	HR	WP	HBP	SCORE	DEC/REC
2-23-10	UAB	4.0	2	1-1	0	3	0	0	1	0	0	6-5	ND
2-27-10	Southeastern Louisiana	5.1	5	2-1	2	3	1	0	0	0	0	5-8	ND
3-6-10	Michigan State	*2.1	5	3-3	1	1	1	1	1	0	0	5-8	ND
3-14-10	at TAMU-Corpus Christi	2.2	5	2-2	2	0	1	1	0	0	0	6-8	ND
3-17-10	Mississippi Valley State	0.2	1	0-0	0	1	1	0	0	0	0	16-2	ND
3-20-10	at No. 6 Florida	0.2	3	3-3	0	0	0	0	0	0	1	4-5	L (0-1)
3-24-10	Memphis	2.0	1	0-0	0	1	0	0	0	0	0	7-6	W (1-1)
3-28-10	Georgia	*3.0	6	5-4	1	3	2	0	1	0	0	11-10	ND
4-3-10	at No. 12 South Carolina	2.0	4	4-4	1	0	1	0	0	0	0	8-7	ND
4-10-10	No. 9 Arkansas	0.1	1	2-2	0	0	0	0	0	0	0	5-8	L (1-2)
4-11-10	No. 9 Arkansas	2.1	3	3-2	0	1	1	0	0	1	1	3-13	ND
4-16-10	Tennessee	1.0	4	4-4	0	0	1	0	2	0	0	13-15	ND
4-20-10	Alcorn State	1.0	1	1-1	0	2	0	0	1	0	0	27-4	ND
4-25-10	at Alabama	2.2	0	0-0	0	3	0	0	0	0	0	8-9	ND
4-30-10	No. 14 Ole Miss	2.0	2	0-0	0	2	0	0	0	0	0	2-4	ND
5-2-10	No. 14 Ole Miss	2.2	3	4-0	3	1	0	2	0	0	0	11-19	L (1-3)
5-8-10	at No. 19 Auburn	0.0	3	4-3	0	0	0	0	3	0	0	14-16	ND
5-12-10	Northwestern State	*5.0	7	1-1	1	1	2	0	0	0	1	8-5	ND
5-18-10	at No. 29 Southern Miss	*9.0	12	9-9	5	6	5	0	3	1	0	16-9	W (2-3)
2010 SEASON TOTALS		48.2	68	48-40	16	28	16	4	12	2	3	177-157	2-3 (7.40)



# KENDALL GRAVEMAN #49

RHP • 6-1 • 189 • R-R • So. • 1L

Alexander City, Alabama  
Benjamin Russell High School

**CAREER:** Sophomore righty and one of seven true freshmen to take the hill for the Bulldogs in 2010 • One of eight Bulldogs hailing from neighboring Alabama.


**2010:** Pitched in 19 games as a freshman, compiling a 2-4 record with a save and a 7.02 earned run average • Used primarily in relief but also took the hill as a starter in four contests • Registered 21 strikeouts in 50.0 innings • Had a hand in the MSU pitching staff's lone shutout of the year in his collegiate debut, tossing two scoreless innings in a 9-0 blanking of **Rhode Island** (Feb. 20) • Fanned four batters over 3.1 innings against **Southeastern Louisiana** (Feb. 28), and matched that

# THE PLAYERS

total later in a 4.0-inning relief appearance against **South Alabama** (Apr. 14) • Notched his first career decision and win in a season-longest relief appearance (5.2 innings) in State's 7-4 win over **Michigan State** (Mar. 6) • Also earned the win over **South Alabama** • Made his SEC debut and first start at **Florida** (Mar. 19), taking the loss against the Gators • Also absorbed losses in road starts against eventual national champ **South Carolina** (Apr. 2) and against **Jackson State** (May 4) and at home against **Vanderbilt** (May 14) • Worked a season-longest eight innings and earned his first career quality start in the 3-1 loss to **JSU** in Pearl, Miss. • Finished with an 0-3 record and a 13.03 earned run average with a save in 11 SEC appearances, three as a starter • Closed out his freshman year impressively, earning his first career save with two innings of game-closing work in a 2-1 road win over defending NCAA champ **LSU** (May 22) • Among five Bulldog rookies named to the **2010 SEC Freshman Academic Honor Roll**

**HIGH SCHOOL:** Four-year starter as a right-handed pitcher and shortstop at Alexander City's **Benjamin Russell High School** • Coached by **Richy Brooks** • Registered a 6-3 record with three saves, 90 strikeouts and a 1.19 earned run average in 63 innings of pitching as a senior in 2009 • Started all 36 games for the Wildcats and hit .390 • Completed his junior season with a 5-2 record, three saves and a 1.83 earned run average and 42 strikeouts in 54 innings pitched • Also hit .385 with a team-best 10 doubles and seven stolen bases • Member of BRHS's 2008 5A Area 5 championship team • Hit .373 with 20 RBI his sophomore campaign in 2007 • Two-time participant in the **Alabama High School Coaches' Association All-Star Weekend**, earning MVP honors in 2008 • Played summer league baseball with the **East Alabama A's**, coached by **Scott Sullivan** and **Mark Fuller** • Varsity letterman in football in both 2007 and 2008 • Voted Most Athletic and Mr. BRHS in 2008-09 • Member of the National Honor Society and the Fellowship of Christian Athletes.

**PERSONAL:** Born **Kendall Chase Graveman** on December 21, 1990 in Tallapoosa County, Ala. • Son of **Sharon** and **Gary Graveman** of Alexander City, Ala. • Majoring in mechanical engineering.



## KENDALL GRAVEMAN'S CAREER STATISTICS

YEAR	ERA	W-L	GP	GS-CG	SH	SV	IP	H	R-ER	BB	SO	2B	3B	HR	WP	HB
2010	7.02	2-4	19	4-1	1	1	50.0	58	43-39	32	21	9	1	3	7	6
Career	7.02	2-4	19	4-1	1	1	50.0	58	43-39	32	21	9	1	3	7	6

## SOUTHEASTERN CONFERENCE STATISTICS

YEAR	ERA	W-L	GP	GS-CG	SH	SV	IP	H	R-ER	BB	SO	2B	3B	HR	WP	HB
2010	13.03	0-3	11	3	0	1	19.1	28	31-28	21	4	6	1	3	0	3
Career	13.03	0-3	11	3	0	1	19.1	28	31-28	21	4	6	1	3	0	3

## GAME-BY-GAME APPEARANCES

Date	Opponent	IP	H	R-ER	BB	SO	2B	3B	HR	WP	HBP	SCORE	DEC/REC
2-20-10	Rhode Island	2.0	1	0-0	1	1	0	0	0	1	0	9-0	ND
2-23-10	UAB	1.0	0	0-0	0	1	0	0	0	0	0	6-5	ND
2-28-10	Southeastern Louisiana	3.1	5	1-1	2	4	0	0	0	0	0	5-6	ND
3-6-10	Michigan State	5.2	5	1-1	2	1	1	0	0	0	0	7-4	W (1-0)
3-12-10	vs. No. 15 Oklahoma	4.2	9	5-5	3	1	1	0	0	3	1	5-16	ND
3-19-10	at No. 6 Florida	* 5.0	6	5-5	4	0	1	0	2	0	1	2-7	L (1-1)
3-26-10	Georgia	* 3.0	5	5-5	2	1	0	0	0	0	0	9-8	ND
4-2-10	at No. 12 South Carolina	* 0.0	2	4-3	3	0	0	0	0	0	0	2-10	L (1-2)
4-6-10	Jackson State	2.0	1	0-0	0	2	0	0	0	1	0	18-2	ND
4-10-10	No. 9 Arkansas	0.0	1	1-1	2	0	0	0	0	0	0	5-8	ND
4-14-10	South Alabama	4.0	3	2-1	3	4	1	0	0	0	0	9-5	W (2-2)
4-18-10	Tennessee	2.0	2	2-2	1	0	2	0	0	0	0	14-6	ND
4-25-10	at Alabama	0.0	0	1-1	1	0	0	0	0	0	0	4-6	ND
5-2-10	Ole Miss	0.1	2	3-1	0	0	0	0	0	0	0	11-19	ND
5-4-10	at Jackson State	* 8.0	6	3-3	0	3	0	0	0	2	2	1-3	L (2-3)
5-9-10	at No. 19 Auburn	3.2	3	4-4	3	3	1	1	0	0	2	8-11	ND
5-14-10	No. 17 Vanderbilt	3.0	5	5-5	3	0	1	0	1	0	0	8-13	L (2-4)
5-20-10	at No. 27 LSU	0.1	0	0-0	0	0	0	0	0	0	0	13-14	ND
5-22-10	at No. 27 LSU	2.0	2	1-1	2	0	1	0	0	0	0	2-1	SV-1
2010 SEASON TOTALS		50.0	58	43-39	32	21	9	1	3	7	6	138-144	2-4 (7.02)


## THE PLAYERS



# DEMARCUS HENDERSON #2

INF • 5-9 • 168 • R-R • Fr. • HS

Waynesboro, Mississippi  
Wayne County High School



**HIGH SCHOOL:** Four-time all-district and 2010 all-state infielder at **Wayne County High School** • Coached during his prep career by **Chad Davis** and **Chris McCardle** • Anchored the War Eagles' infield at shortstop • Starred at the plate, hitting .492 with five home runs and 27 RBI en route to all-state and team MVP honors as a senior • Hit .455 with 10 home runs and 42 RBI as a junior in 2009 • Also registered 16 stolen bases and earned team MVP honors • Also starred on the mound with a 6-2 record and a 1.80 earned run average his junior season • One of his two losses was a complete-game no-hitter • Participated in the 2009 East Coast Showcase held in Lakeland, Fla., and played in the **2010 Crossroads Diamond Club Mississippi High School All-Star Game** • Starting quarterback on the WCHS football • Member of the Beta Club, the Wayne County High School Student Council and the National Honor Society

**DRAFT HISTORY:** Selected by the **Houston Astros** in the 43rd round of the 2010 Major League Baseball First-Year Player Draft.

**PERSONAL:** Born **Demarcus LaDouglas Henderson** on December 23, 1991 in Laurel, Miss. • Son of **Coretta** and **Shelton Henderson** of Waynesboro, Miss. • Majoring in kinesiology.



# TREY JOHNSON #24

OF/LHP • 5-11 • 196 • L-L • Sr. • 1L

Tyler, Texas  
Robert E. Lee High School/Blinn (Texas) College

**CAREER:** Senior Diamond Dog positioned to see playing time in the outfield and on the mound after pitching in 10 games and taking the field in the outfield in 22 others • Among six Texas products on the team and one of 12 players seasoned with playing time in the junior college ranks • Junior college teammate of Bulldogs **Jonathan Ogden** and **Michael Dixon** at Blinn (Texas) College.

**2010:** Dual-position performer with playing time in 31 games, 22 games as an outfielder, designated hitter or pinch hitter and 10 appearances as a pitcher • Compiled a .279 batting average and an 0-2 record with a save and a 13.85 earned run average in 13.0 innings of pitching • Made his MSU debut as a pinch runner against **Rhode Island** (Feb. 19), scoring the tying run in the ninth inning in State's season-opening 9-8 win • Singled in his first two at-bats a day later in his debut as a starter (left fielder) against **Rhode Island** (Feb. 20) • Set a season-high with two singles and a double in a 3-for-5 showing as the DH against **Alcorn State** (Apr. 20) • Also lashed two-baggers against **Southeastern Louisiana** (Feb. 28) and **Western Kentucky** (Mar. 10) • Made seven starts in left field but also started a game each in center and right and twice was the starting designated hitter • Saw playing time in seven SEC games, posting a .167 batting average with six at-bats • Made his MSU mound debut with a scoreless inning of relief against **Mississippi Valley State** (Mar. 17) • Drew his first career start in his next outing, a no-decision stint against **Memphis** (Mar. 24) • Tagged with the loss in his other start against **Arkansas** (Apr. 11) • Finished with a season-best four strikeouts in 2.2 innings of hitless shutout relief work on the road against eventual NCAA champ **South Caro-**


# THE PLAYERS

**lina** (Apr. 4) • Earned his first career save with 1.1 innings of scoreless relief in State's 8-5 win over **Northwestern State** (May 12) • Appeared in six league games, finishing with an 0-1 record and a 13.50 ERA • Lone SEC start came against **Arkansas** (Apr. 11) • Among 14 Diamond Dogs earning berths on the **2010 SEC Academic Honor Roll**.

**JUNIOR COLLEGE:** Standout outfielder and pitcher and two-time all-conference selection at **Blinn College** in Brenham, Texas • Coached by **Harvey McIntyre** • One of three players to sign with Mississippi State following the 2009 campaign • Batted .379 with 61 hits, a team-best 61 runs scored, 14 doubles and 19 home runs and 51 RBI in 2009 • Ranked second on the team with an .801 slugging percentage • Drew a school-best 55 walks, reached 20 times as a hit batsman and led the Bucs with a .578 on-base percentage • Drew starts in all 54 of his games played as a sophomore • Also made seven mound appearances (four starts) and posted a 4-1 record with a 3.24 earned run average in 25.0 innings pitched • Sported a .977 fielding percentage with two errors in 88 defensive chances • Named to the **All-Region XIV** first team and earned honorable mention **NJCAA All-America** team honors • Also named to the **2008-09 NJCAA Academic All-American** team • Accorded **first-team Region XIV All-Region** honors as a freshman • Hit .361 with a team-leading 15 doubles and 10 home runs in 2008 • Also took the hill for Blinn and compiled a 6-5 pitching mark • Spring 2009 MSU signee.

**HIGH SCHOOL:** All-state dual position performer at Tyler's **Robert E. Lee High School** • Coached by **Mike Pirtle** • Led the Red Raiders with a .407 batting average, 32 RBI, five home runs and 16 stolen bases in as many attempts as a senior in 2007 • Also registered a sterling 12-1 pitching record with an 0.98 earned run average and 93 strikeouts as a senior • Honored as the District 12-5A MVP and **All-East Texas Player of the Year** • Second-team Texas High School Baseball Coaches' Association All-State selection as a pitcher and an all-star pick as an outfielder • Tabbed by the Texas Sportswriters Association as a second-team all-state outfielder and third-team all-state pitcher • **2007 Tyler Morning Telegraph Player of the Year** • Also earned academic all-state honors • Member of the National Honor Society, the Fellowship of Christian Athletes and the RELHS student senate • Played summer league baseball with the **Dallas Tigers**, coached by **Linty Ingram** and **Tommy Hernandez** • First-team all-tournament outfielder at the **2007 AABC Connie Mack World Series** in Farmington, N.M.

**PERSONAL:** Born **Walter Lloyd Johnson III** on March 16, 1989 in Tyler, Texas. • Son of Terri and Chip Johnson of Tyler, Texas • Majoring in biological sciences.



### TREY JOHNSON'S CAREER STATISTICS

YEAR	AVG	GP-GS	AB	R	H	2B	3B	HR	RBI	BB	HB	SO	SF	S	SB-SA	PO	A	E	FLD
2010	.279	22-11	43	13	12	3	0	0	3	8	4	19	0	1	2-3	13	5	1	.947
Career	.279	22-11	43	13	12	3	0	0	3	8	4	19	0	1	2-3	13	5	1	.947

### SOUTHEASTERN CONFERENCE STATISTICS

YEAR	AVG	GP-GS	AB	R	H	2B	3B	HR	RBI	BB	HB	SO	SF	S	SB-SA	PO	A	E	FLD
2010	.167	7-0	6	0	1	0	0	0	0	0	0	3	0	0	0-0	0	3	0	1.000
Career	.167	7-0	6	0	1	0	0	0	0	0	0	3	0	0	0-0	0	3	0	1.000

### PITCHING STATISTICS

YEAR	ERA	W-L	GP	GS-CG	SH	SV	IP	H	R-ER	BB	SO	2B	3B	HR	WP	HB
2010	13.85	0-2	10	2-0	0	1	13.0	26	23-20	9	9	4	0	3	1	4
Career	13.85	0-2	10	2-0	0	1	13.0	26	23-20	9	9	4	0	3	1	4

### SOUTHEASTERN CONFERENCE PITCHING STATISTICS

YEAR	ERA	W-L	GP	GS-CG	SH	SV	IP	H	R-ER	BB	SO	2B	3B	HR	WP	HB
2010	13.50	0-1	6	1-0	0	0	9.1	19	17-14	5	5	3	0	3	1	1
Career	13.50	0-1	6	1-0	0	0	9.1	19	17-14	5	5	3	0	3	1	1

### GAME-BY-GAME APPEARANCES

Date	Opponent	IP	H	R-ER	BB	SO	2B	3B	HR	WP	HBP	SCORE	DEC/REC
3-17-10	Mississippi Valley	1.0	1	0-0	0	1	0	0	0	0	1	16-2	ND
3-24-10	Memphis	*0.2	3	3-3	0	1	1	0	0	0	1	7-6	ND
4-4-10	at No. 12 South Carolina	2.2	0	0-0	0	4	0	0	0	0	0	2-14	ND
4-11-10	No. 9 Arkansas	*2.2	8	4-3	0	0	1	0	0	0	0	3-13	L (0-1)
4-25-10	at Alabama	0.1	2	0-0	0	1	0	0	0	0	0	4-6	ND
5-1-10	No. 14 Ole Miss	0.1	1	1-0	0	0	0	0	0	0	0	10-12	ND
5-5-10	vs. Southern Miss	0.2	2	3-3	3	0	0	0	0	0	1	3-14	L (0-2)
5-12-10	Northwestern State	1.1	1	0-0	1	2	0	0	0	0	0	8-15	SV-1
5-16-10	No. 17 Vanderbilt	1.2	4	7-6	3	0	2	0	1	1	1	4-14	ND
5-21-10	at No. 27 LSU	1.2	4	5-5	2	0	0	0	2	0	0	3-17	ND
<b>2010 SEASON TOTALS</b>		<b>13.0</b>	<b>26</b>	<b>23-20</b>	<b>9</b>	<b>9</b>	<b>4</b>	<b>0</b>	<b>3</b>	<b>1</b>	<b>4</b>	<b>60-103</b>	<b>0-2 (13.85)</b>

## THE PLAYERS



# BRAYDEN JONES #13

INF • 5-11 • 186 • R-R • Fr. • HS

Madison, Mississippi  
Madison Central High School



**HIGH SCHOOL:** Three-year starting infielder at **Madison Central High School** • Coached by **Greg Perry** • Honored as the **Mississippi Gatorade Player of the Year** • Hit .376 with 29 RBI, a .614 slugging percentage and a .981 fielding percentage en route to all-state and **Jackson Clarion-Ledger Dandy Dozen** honors as a senior • Third baseman who legged out 10 doubles and a triple and belted four home runs • Also starred on the mound for the **Jaguars**, posting a 10-1 record with a 1.59 earned run average, 83 strikeouts and two complete games in 57.1 innings pitched • Played summer league baseball for the **Jackson 96ers**, coached by **Derek Topik** • All-state and **Metro Player of the Year** selection as a junior • Hit .413 with eight home runs while logging a 9-2 pitching worksheet with a 1.56 earned run average • A-B Honor Roll student and recipient of the school's Biology Award.

**PERSONAL:** Born **Charles Brayden Jones** on September 3, 1991 in Jackson, Miss. • Son of **Denise** and **Mitch Jones** of Madison, Miss. • Majoring in kinesiology.



# DEVIN JONES #32

RHP • 6-3 • 180 • L-R • Jr. • 2L

Eupora, Mississippi  
Eupora High School

**CAREER:** Hard-throwing junior righty from nearby Eupora, Miss., seasoned with 52 career innings pitched, fourth-most on the staff • Has registered 44 strikeouts in 32 career appearances, seven as a starter, with two wins, a save and an 8.65 earned run average • One of 14 current Bulldogs who have earned **SEC Academic Honor Roll** status during their career.

**2010:** Took the hill in 22 games, 20 in a relief role • Posted a 2-4 record with a save and an 8.16 earned run average • Registered 29 strikeouts in 28.2 innings pitched • Earned the win with an inning of scoreless relief in a 6-5 decision over **UAB** (Feb. 23) • Also picked up a mid-season win with 1.1 scoreless innings of relief against **Georgia** (Mar. 26) • Fanned a season-high four batters in that 9-8 State win • Drew a pair of sophomore season starts, working a season-most 4.1 innings at **Texas A&M-Corpus Christi** (Mar. 14) and 2.2 innings on the road against defending NCAA champ **LSU** (May 21) • Appeared in 11 SEC games, making one start (at LSU) and finishing with a 1-3 record with a 10.57 ERA in 14.1 innings of pitching • Posted a 2-2 mark pitching for the **Bourne Braves** last summer in the **Cape Cod Collegiate Baseball League**.

**2009:** Made 10 mound appearances, five of those outings in a starting role • One of five true freshmen (four pitchers) to compete for the Bulldogs in 2009 • Compiled an 0-4 record with a 9.26 earned run average and 15 strikeouts in 23.1 innings pitched • Made his collegiate debut with a start against **Northern Illinois** (Feb. 21), working 4.0 innings against the Huskies • Also drew starts against SEC foes **South Carolina** (Mar. 15), at **Arkansas** (Mar. 27), at **Ole Miss** (May 10) and **LSU** (May 16) • Worked a career-longest 5.2 innings and fanned a season-high six batters in the start against **Ole Miss** • Missed a month of the season after sustaining a midseason hand injury • Drew starts in four of the six SEC games (13.0 IP) in which he appeared • Among five Bulldog rookies named to the **2009 SEC Freshman Academic Honor Roll** • Played summer league baseball with **Danbury** (Conn.) **Westerners** in the **New England Collegiate Baseball League**, posting a 3-1 record with a save, a 2.79 ERA and 35 strikeouts in 29.0 innings • Baseball America's pick as the top prospect in the NECL.

**HIGH SCHOOL:** A five-year regular in the lineup as a pitcher and outfielder at **Eupora High School** • Coached by **Lee Berryhill** • Led the Eagles with a .490 batting average and posted a 2-7 mark with two saves, a 1.57 earned run average

# THE PLAYERS

and registered a staff-best 86 strikeouts in 49 innings of mound duty • Earned first-team all-state and Jackson Clarion-Ledger “Dandy Dozen” honors in 2008 • Also named to the Rawlings All-Region team • Honored as the MVP of the NEMCABB All-Star Game and the best defensive player in the 2008 Crossroads Diamond Club All-Star Game • Special honor graduate, merit student and recipient of President’s Education Award at EHS • All-district performer as a junior with an 8-2 pitching record, a 3.10 earned run average and 82 strikeouts in 50 innings • Among club leaders with a .358 batting average • Earned second-team Class 2A all-state honors as a sophomore in 2005, hitting .481 and posting a 5-2 pitching mark with a 2.50 ERA • Prep teammate of former MSU pitcher Lee Swindle • Played summer league baseball in 2007 with the Cincy Flames in Cincinnati, Ohio • Coached by Jay Basil and Mo Samford • Member of the Fellowship of Christian Athletes and an officer in the Beta Club at Eupora High School.

**DRAFT HISTORY:** Selected by the Cleveland Indians in the 49th round of MLB’s 2008 First-Year Player Draft.

**PERSONAL:** Born Devin Blake Jones on July 4, 1990 in Eupora, Miss. • Son of Teresa Blakely of Eupora, Miss. • Majoring in business administration.



## DEVIN JONES’ CAREER STATISTICS

YEAR	ERA	W-L	GP	GS-CG	SH	SV	IP	H	R-ER	BB	SO	2B	3B	HR	WP	HB
2009	9.26	0-4	10	5-0	0	0	23.1	37	27-24	15	15	4	0	7	3	0
2010	8.16	2-4	22	2-0	0	1	28.2	38	30-26	20	29	7	0	5	2	3
Career	8.65	2-8	32	7-0	0	1	52.0	75	57-50	35	44	11	0	12	5	3

## SOUTHEASTERN CONFERENCE STATISTICS

YEAR	ERA	W-L	GP	GS-CG	SH	SV	IP	H	R-ER	BB	SO	2B	3B	HR	WP	HB
2009	13.85	0-3	6	4-0	0	1	13.0	28	22-20	10	10	3	0	7	1	0
2010	10.67	1-3	11	1-0	0	0	14.1	16	18-17	14	12	2	0	4	2	1
Career	12.33	1-6	17	5-0	0	1	27.0	44	40-37	24	22	5	0	11	3	1

## GAME-BY-GAME APPEARANCES

Date	Opponent	IP	H	R-ER	BB	SO	2B	3B	HR	WP	HBP	SCORE	DEC/REC
2-21-09	Northern Illinois	* 4.0	2	1-1	2	3	0	0	0	1	0	10-11	ND
3-7-09	at Hawaii	3.1	1	0-0	1	1	0	0	0	0	0	5-10	ND
3-15-09	No. 17 South Carolina	* 2.1	5	1-1	0	2	1	0	1	0	0	4-5	ND
3-18-09	UAB	2.2	2	0-0	1	1	0	0	0	0	0	8-4	ND
3-24-09	at South Alabama	0.1	4	4-3	1	0	1	0	0	1	0	12-17	L (0-1)
3-27-09	at No. 9 Arkansas	* 2.1	7	10-8	3	1	0	0	3	0	0	9-20	L (0-2)
4-26-09	at Vanderbilt	0.1	0	0-0	0	0	0	0	0	0	0	3-11	ND
5-1-09	No. 22 Alabama	0.1	3	2-2	1	0	0	0	0	0	0	8-10	ND
5-10-09	at No. 7 Ole Miss	* 5.2	6	3-3	4	6	1	0	1	0	0	1-8	L (0-3)
5-16-09	No. 2 LSU	* 2.0	7	6-6	2	1	1	0	2	1	0	4-15	L (0-4)
<b>2009 SEASON TOTALS</b>		<b>23.1</b>	<b>31</b>	<b>27-24</b>	<b>15</b>	<b>15</b>	<b>4</b>	<b>0</b>	<b>7</b>	<b>3</b>	<b>0</b>	<b>64-111</b>	<b>0-4 (9.26)</b>


Date	Opponent	IP	H	R-ER	BB	SO	2B	3B	HR	WP	HBP	SCORE	DEC/REC
2-21-10	Rhode Island	1.0	2	1-1	1	1	0	0	0	0	0	12-6	ND
2-23-10	UAB	1.0	0	0-0	0	1	0	0	0	0	0	6-5	W (1-0)
2-26-10	Southeastern Louisiana	0.2	2	2-2	1	1	0	0	0	0	1	1-4	ND
2-28-10	Southeastern Louisiana	1.0	1	0-0	0	1	0	0	0	0	0	5-6	ND
3-6-10	Southeast Missouri	1.2	3	0-0	0	2	2	0	0	0	0	3-2	SV-1
3-10-10	Western Kentucky	1.0	2	0-0	0	3	0	0	0	0	1	9-3	ND
3-14-10	at TAMU-Corpus Christi	* 4.1	7	6-4	2	2	3	0	1	0	0	6-8	L (1-1)
3-17-10	Mississippi Valley State	1.0	2	1-1	1	2	0	0	0	0	0	16-2	ND
3-20-10	at No. 6 Florida	0.1	0	0-0	0	1	0	0	0	0	0	4-5	ND
3-24-10	Memphis	0.2	2	1-1	1	1	0	0	0	0	0	7-6	ND
3-26-10	Georgia	1.1	1	0-0	0	4	1	0	0	1	0	9-8	W (2-1)
3-27-10	Georgia	1.2	0	0-0	1	1	0	0	0	0	0	4-7	ND
4-3-10	at No. 12 South Carolina	1.0	0	0-0	1	0	0	0	0	0	0	8-7	ND
4-6-10	Jackson State	1.0	1	1-0	0	2	0	0	0	0	0	18-2	ND
4-9-10	No. 9 Arkansas	2.0	3	2-2	4	1	0	0	1	1	0	3-8	ND
4-16-10	Tennessee	0.2	2	2-2	2	0	0	0	1	0	0	13-15	L (2-2)
4-20-10	Alcorn State	1.0	0	0-0	0	1	0	0	0	0	0	27-4	ND
4-25-10	at Alabama-1	0.0	1	0-0	0	0	0	0	0	0	0	8-9	ND
5-1-10	No. 14 Ole Miss	2.2	2	1-0	1	2	1	0	0	0	0	10-12	ND
5-8-10	at No. 19 Auburn	1.2	3	4-4	1	2	0	0	2	0	0	14-16	L (2-3)
5-15-10	No. 17 Vanderbilt	0.1	1	1-1	0	0	0	0	0	0	0	7-13	ND
5-21-10	at No. 27 LSU	* 2.2	3	8-8	4	1	0	0	0	0	1	3-17	L (2-4)
<b>2010 SEASON TOTALS</b>		<b>28.2</b>	<b>38</b>	<b>30-26</b>	<b>20</b>	<b>29</b>	<b>7</b>	<b>0</b>	<b>5</b>	<b>2</b>	<b>3</b>	<b>193-165</b>	<b>2-4 (8.16)</b>

## THE PLAYERS



## EVAN MITCHELL #51

RHP • 6-2 • 174 • R-R • Fr. • HS

Marietta, Georgia  
Wheeler High School


**HIGH SCHOOL:** Three-year starter and four-year baseball letterman at **Wheeler High School** in Marietta, Ga. • Coached by **David McDonald** • Earned all-region honors following an injury-curtailed senior season • Right-hander who compiled a 2-1 record with a 4.67 earned run average over 18 innings of mound duty for the Wildcats in 2010 • Also hit .310 with five RBI • Compiled a 1-2 pitching record with a 4.02 ERA as a junior • Hit .306 with 26 hits and 11 RBI en route to second-team All-Region 6 honors in 2009 • Shared team MVP honors and was recognized as his club's top defensive player as a junior • Registered a school-record 10 putouts in one game • Earned coaches award as a sophomore in 2008 • Also played basketball two seasons at Wheeler HS • Member of the Leadership Club, the Future Business Leaders of America and Wheeler High School's chapter of the Fellowship of Christian Athletes • Played summer league baseball for the **Georgia Knights**, coached by **Bob McDaniel**.

**PERSONAL:** Born **Evan Renick Mitchell** on March 18, 1992 in Marietta, Ga. • Son of **Sally** and **Lynn Mitchell** of Marietta, Ga. • Majoring in business administration.



## ROSS MITCHELL #48

LHP • 6-0 • 172 • L-L • Fr. • HS

Smyrna, Tennessee  
Blackman High School

**HIGH SCHOOL:** Two-year southpaw pitching standout at **Blackman High School** in Smyrna, Tenn. • Coached by **Chris Parker** • Registered a 9-1 record in 2009 to better the single-season school mark for pitching wins set by current Major Leaguer **David Price** • Also recorded two saves and a 2.48 earned run average with 87 strikeouts in 77.1 innings • Second-team 2009 All Mid-State selection as a utility player and tabbed as the **Daily News Journal Pitcher of the Year** and MVP as a junior • Also saw playing time at first base and center field • Hit .386 with 34 hits, 10 doubles and 19 RBI en route to Sunbelt Team honors • Honor student • Played summer league baseball in 2009 with the **Middle Tennessee Mudcats**, coached by his high school coach, **Chris Parker**.

**PERSONAL:** Born **Ross Carter Mitchell** on April 27, 1992 in Nashville, Tenn. • Son of **Gina** and **Charlie Mitchell** of Smyrna, Tenn. • Father, **Charlie Mitchell**, pitched for the **Boston Red Sox** (1984-85) while his uncle, **John Mitchell**, pitched for the **New York Mets** (1986-89) and the **Baltimore Orioles** (1990) • Majoring in business administration.

## THE PLAYERS



# DARYL NORRIS #5


INF/RHP • 6-1 • 220 • R-R • Fr. • HS

Fairhope, Alabama  
Fairhope High School

**HIGH SCHOOL:** Versatile dual position, multi-sport standout as an infielder and pitcher at Fairhope (Ala.) High School • Coached by Stu Fuller • Highly-decorated prep star, honored as the **Louisville Slugger Player of the Year** for Alabama, the **Gatorade Alabama Player of the Year** and as the **Alabama Sports Writers Association Mr. Baseball** for 2010 • Compiled an 11-2 record with a 2.31 ERA and 108 strikeouts as a senior • Helped lead the Pirates to a 35-9 record and a berth in the 2010 AHSAA Class 6A state semifinals • Played four different infield positions, batting .444 with 67 runs scored, 65 RBI, 13 doubles and 11 home runs • Registered an 8-3 record with a save and a 1.25 earned run average en route to **Louisville Slugger All-American** and **Alabama Class 6A All-State/Player of the Year** honors as a junior • Hit a team-leading .487 with 57 hits, 50 RBI and 13 home runs • **2009 Alabama Sports Writers** and **Birmingham News All-State** selection and Mobile Press Register **Deadly Diamond All-Metro team/Player of the Year** selection • Second-team all-state pick as a sophomore, hitting .410 while posting a 3-3 worksheet with two saves, an 0.94 ERA and 57 strikeouts in 37 innings • Four-time All-Baldwin County selection and a four-year regular in football • Quarterbacked the Pirates and was invited to play in the **Alabama-Mississippi High School All-Star Football Game** • Member of the National Honor Society and the Future Business Leaders of America.

**DRAFT HISTORY:** Selected by the **Texas Rangers** in the 46th round of Major League Baseball's 2010 First-Year Player Draft.

**PERSONAL:** Born **Daryl Gordon Norris** on June 12, 1991 in Mobile, Ala. • Son of **Charlotte** and **Ronnie Norris** of Fairhope, Ala. • Majoring in kinesiology.



# JONATHAN OGDEN #3

INF • 5-9 • 168 • R-R • Sr. • 1L


Cypress, Texas  
Cy-Fair HS/Blinn (Texas) College

**CAREER:** Returning senior starter and solid defender at shortstop • One of MSU's three spring 2009 signees from Blinn (Texas) College • Joined senior first baseman **Connor Powers** as the team's only 56-game starters in 2010.

**2010:** Drew starts in all 56 games (55 at shortstop and one at second base), one of MSU's two 56-game starters in 2010 • Hit .207 with 14 extra-base hits and 28 RBI • Hit safely in 29 games, with eight multiple-hit games and seven multi-RBI contests • Ranked fourth on the club with seven stolen bases in 11 attempts and second with six sacrifice bunts • Doubled and drove in a run against **Rhode Island** (Feb. 19) in his Mississippi State debut • Opened the season with hits in six of his first seven games, including four multi-hit games • Fashioned 3-for-4 games against **Rhode Island** (Feb. 21) and **Southeastern Louisiana** (Feb. 26) during an early-season five-game hitting streak (Feb. 21 to Feb. 28) • Doubled and hit the first of his six home runs in the series finale against **Rhode Island** (Feb. 21) • Also belted home runs against **Memphis** (Mar. 24), against **Georgia** (Mar. 28), at **Jackson State** (May 4), at **Auburn** (May 9) and against **Vanderbilt** (May 15) • Set a season-high for RBI with a three-run blast during an eight-run, eighth-inning MSU rally leading to an 11-10 win over **Georgia** (Mar. 28) • Fielded at a .959 clip and had a hand in 42 of MSU's 55 double plays • Hit .150 with three home runs and 12 RBI as a starter in all 30 SEC games.

**JUNIOR COLLEGE:** Two-year regular middle infielder for **Blinn College** in 2008 and 2009 • Coached by **Harvey McIntyre** • Blinn teammate of fellow MSU signees **Michael Dixon** and **Trey Johnson** • Smooth-fielding shortstop who started 56 of Blinn's 60 games • Hit .265 and finished the 2009 campaign with 15 doubles, 10 home runs and 37 RBI • Fielded at a .953 clip • Registered nine stolen bases in 10 attempts • Batted .215 with five doubles and two home runs in 32 games played as a freshman in 2008 • Spring 2009 MSU signee.

## THE PLAYERS



**HIGH SCHOOL:** Two-year starting infielder at **Cy-Fair High School** in Cypress, Texas • Hit .351 as a senior, helping lead coach **Woody Champagne's** Bobcat baseball team to a 32-win season and a state championship in 2007 • Totaled 36 hits, including 19 doubles, two triples and 11 home runs, and registered 16 stolen bases in 19 attempts as a senior • Earned all-tournament team honors as a shortstop at the state championship tournament • Played summer league baseball for the **Houston Sting**, coached by **Charlie Hayes**.

**PERSONAL:** Born **Jonathan Thomas Ogden** on July 15, 1988 in Houston, Texas. • Son of **Joanne** and **Steve Ogden** of Houston, Texas. • Majoring in business administration.

## JONATHAN OGDEN'S CAREER STATISTICS

YEAR	AVG	GP-GS	AB	R	H	2B	3B	HR	RBI	BB	HB	SO	SF	S	SB-SA	PO	A	E	FLD
2010	.207	56-56	188	29	39	7	1	6	28	19	12	50	1	6	6-8	99	182	12	.959
Career	.207	56-56	188	29	39	7	1	6	28	19	12	50	1	6	6-8	99	182	12	.959

## SOUTHEASTERN CONFERENCE STATISTICS

YEAR	AVG	GP-GS	AB	R	H	2B	3B	HR	RBI	BB	HB	SO	SF	S	SB-SA	PO	A	E	FLD
2010	.150	30-30	100	13	15	2	0	3	12	8	6	29	0	3	1-2	49	94	9	.941
Career	.150	30-30	100	13	15	2	0	3	12	8	6	29	0	3	1-2	49	94	9	.941

## HOME RUNS

No.	Date	Game No.	Opponent (pitcher)	Site	RBI	Inning	Outs	Score
1.	3-21-10	3	Rhode Island (Leaver)	H	2	4th	0	W, 4-3
2.	3-24-10	21	Memphis (Barnes)	H	1	7th	0	W, 7-6
3.	3-28-10	24	Georgia (Herman)	H	3	8th	1	W, 11-10
4.	5-5-10	45	vs. Southern Miss (Mingo)	N	1	3rd	1	L, 3-14
5.	5-9-10	48	at Auburn (Dayton)	A	1	6th	1	L, 8-11
6.	5-15-10	51	Vanderbilt (Brewer)	H	2	10th	1	L, 7-13



## JARRODPARKS #9

INF • 6-2 • 192 • R-R • Sr. • 1L


Madison, Mississippi

Madison Central High School/Meridian (Miss.) CC

**CAREER:** Senior corner infielder poised to return to action after sitting out the 2010 campaign following back surgery • Former **Meridian Community College** teammate of MSU junior catcher **Wes Thigpen** • Enjoyed another productive summer of baseball playing for **Cal Ripken Sr. Collegiate Baseball League** champ Bethesda (Md.) **Big Train**.

**2010:** Sat out the campaign as a redshirt after undergoing back surgery during the 2009-10 semester break • Returned to Bethesda, Md., for summer league baseball, teaming with **Ryan Collins**, **Cody Freeman** and **Nick Vickerson** for the **Cal Ripken Sr. Collegiate Baseball League** champion **Big Train** • Hit .304 with a team-best .494 on-base percentage.

**2009:** Corner infielder who saw playing time in 20 games • Summer signee out of **Meridian Community College** who drew seven starts, six at third base and one at first base • Opening day starter at third base against **Northern Illinois** (Feb. 20) • Doubled in a run in his first MSU at-bat • Also hit safely against **North Florida** (Feb. 21), **Mississippi Valley State** (Feb. 25), at **Hawaii** (Mar. 8) and in MSU's 8-7 win over second-ranked **LSU** (May 15) • Registered his first multiple-hit game with two singles at **Hawaii** (Mar. 8) • Hit .182 in his MSU debut season, .125 in league competition • Played in seven SEC games and made his lone league start at **Georgia** (Mar. 21) • Teamed with Bulldogs **Luke Adkins** and **Cody Freeman** on the **Cal Ripken Sr. Collegiate Baseball League** champion Bethesda (Md.) **Big Train** team, hitting .366 with a CRSL-best six home runs • Tabbed by **Baseball America** as that league's No. 8 pro prospect.



# THE PLAYERS

**JUNIOR COLLEGE:** Two-year infielding standout at **Meridian Community College** • Coached by **Chris Rose** • Earned all-district and All-Region 23 honors as a shortstop after helping lead the Eagles to the 2008 MACJC state championship • Hit .375, Meridian CC's third-best batting average • Also ranked second with 14 home runs • Set school record for times hit by a pitch in a season (41) and career (60) • Hit .407 with 40 RBI, 19 extra-base hits and a .492 on-base percentage en route to second-team all-state honors as a freshman in 2007 • Member of Phi Theta Kappa International Honor Society.

**HIGH SCHOOL:** Three-year starting shortstop and four-year letter-winner at **Madison Central High School** • A two-time all-state honoree, all-district and Jackson area all-Metro pick • Coached by **Gregg Perry** • Hit .435 and drove in 51 runs as a senior, helping lead the Jaguars to a 28-10 record, a team's fourth consecutive district crown and the North State Championship • A 2006 Clarion-Ledger "**Dandy Dozen**" selection • Played summer league baseball with the Jackson 96ers, helping lead his team to the NABF World Series title in 2006 • Earned **All-NABF World Series** and **World Series MVP** honors that season • High school teammate of 2009 Bulldogs **Scott DeLoach** and **Nick Hardy**.

**PERSONAL:** Born **Jarroed Emerson Parks** on May 24, 1988 in Jackson, Miss. • Son of **Vicki** and **Marty Parks** of Madison, Miss. • Majoring in business administration.

## JARROD PARKS' CAREER STATISTICS

YEAR	AVG	GP-GS	AB	R	H	2B	3B	HR	RBI	BB	HB	SO	SF	S	SB-SA	PO	A	E	FLD
2009	.182	20-7	33	6	6	1	0	0	1	1	6	8	0	0	2-2	18	13	2	.939
2010	Did not play																		
Career	.182	20-7	33	6	6	1	0	0	1	1	6	8	0	0	2-2	18	13	2	.939

## SOUTHEASTERN CONFERENCE STATISTICS

YEAR	AVG	GP-GS	AB	R	H	2B	3B	HR	RBI	BB	HB	SO	SF	S	SB-SA	PO	A	E	FLD
2009	.125	7-1	8	1	1	0	0	0	0	0	0	4	0	0	1-1	1	3	0	1.000
2010	Did not play																		
Career	.125	7-1	8	1	1	0	0	0	0	0	0	4	0	0	1-1	1	3	0	1.000



## LUI SPOLLORENA #17

LHP/OF • 5-6 • 165 • L-L • So. • JC


Laredo, Texas

United HS/Marion [Ala.] Military Institute

**JUNIOR COLLEGE:** Enjoyed a stellar freshman season in 2010 at **Marion (Ala.) Military Institute** • Coached by **Brett Davis** • Honored as the **2010 Alabama Community College Conference Player of the Year** • Compiled an 11-2 pitching mark with a 1.77 earned run average • Registered 92 strikeouts while issuing 20 walks in 91.2 innings • Also started in the outfield, compiling a .396 batting average with two home runs, 27 RBI and 17 rookie season strikeouts in 154 plate appearances.

**HIGH SCHOOL:** Four-year dual position standout at Laredo's **United High School** • Coached by **J.J. Gomez** • Two-time Texas Class 5A All-State performer • Left-handed hurler who starred on the mound as a senior, posting a 10-3 record with three saves and a 1.27 earned run average • Limited opposing hitters to a .199 batting average • Tossed 11 complete games in 16 mound appearances, helping lead the Longhorns to their fourth consecutive district championship • Also played outfield, starring at the plate with a .442 batting average nine doubles, four triples, two home runs and 36 runs scored in 30 games • Pilfered 26 bases in 30 attempts • Two-time team MVP.

**PERSONAL:** Born **Luis Alberto Pollorena** on January 14, 1991 in Laredo, Texas • Son of **Maria** and **Oscar Pollorena** of Laredo, Texas • Majoring in kinesiology.




## THE PLAYERS



# WESREA #35

1B/RHP • 6-5 • 268 • R-R • Fr. • HS

Gulfport, Mississippi  
Harrison Central High School



**HIGH SCHOOL:** Two-sport all-state standout at Harrison Central High School in Gulfport, Miss. • Coached by Pat Olmi • First-team all-state, all-coast and Jackson Clarion-Ledger Dandy Dozen selection after hitting .478 with 39 RBI, 18 doubles, two triples and a team-best 14 home runs • Started all 34 games at first base • Represented the Rebels in the 2010 Crossroads Diamond Club Mississippi High School All-Star Game at Trustmark Park • Collected MVP honors for the winning South team, going 2-for-2 with four RBI, including a 3-run home run • Led the Rebels at the plate his junior season with a career-best .512 batting average • Drove in 36 runs and hit six home runs en route to second-team all-state honors in 2009 • Compiled a 6-2 pitching mark with two saves and a 1.30 earned run average • Tabbed as his team's MVP and earned a berth on the all-coast and all-district teams • Hit a team-best .410 with 42 RBI and nine home runs as a sophomore while notching a 5-1 pitching record • Also a two-time all-state honoree and rated as one of the nation's top offensive line prospects in football • Offensive guard who was selected to play in the Mississippi/Alabama High School All-Star football game in Mobile • National Honor Society member and recipient of the HCHS football academic award • Finished with a 3.9 grade point average and graduated 11th in his senior class.

**PERSONAL:** Born Wesley John Rea on October 3, 1991 in Gulfport, Miss • Son of Theresa and John Rea of Gulfport, Miss. • Majoring in business administration.



# CALEBREED #37

RHP • 5-9 • 190 • R-R • Jr. • 2L

Cleveland, Mississippi  
Bayou Academy

**CAREER:** Veteran right-hander seasoned with a staff-leading 36 career appearances and the second-most innings pitched (84.2) among MSU's 2011 hurlers • Sports a 3-8 career record with a 7.44 earned run average • Registered an 0.82 ERA last summer with California Collegiate League runner-up San Luis Obispo • Baseball representative on MSU's Student-Athlete Advisory Council • Among 14 current Diamond Dogs who have earned SEC Academic Honor Roll status at State.

**2010:** Made 25 mound appearances, all but three in relief • Finished with a 1-7 record and a 6.99 earned run average • Ranked second on the staff with 67.0 innings pitched and 51 strikeouts, both career-bests • After 23 straight career relief appearances made his debut as a starter with a trio of midseason Friday night starts --- vs. Arkansas (Apr. 9), vs. Tennessee (Apr. 16) and at Alabama (Apr. 23) • Pitched five innings with a season-high seven strikeouts in his sophomore season debut against Rhode Island (Feb. 19) • Set a career high with eight innings of relief in the series-opener against eventual national champion South Carolina (Apr. 3) in Columbia, S.C. • Also registered 5.1-inning relief stints at Texas A&M-Corpus Christi (Mar. 14) and at Florida (Mar. 21) • In 22 relief appearances compiled a 1-5 mark and a 5.99 ERA • Earned a win with 2.2 innings of relief against Northwestern State (May 12) • Carded an 0-6 worksheet with a 9.00 ERA in 16 appearances (three starts) facing SEC competition • Second-most innings pitched (43.0) on staff vs. SEC foes • Registered 26 strikeouts in 22 innings of relief pitching last summer with the San Luis Obispo Blues of the California Collegiate League

**2009:** Took the hill for 11 relief appearances in 2009 • Made 11 relief appearances (17.2 innings), posting a 2-1 record with a 9.17 earned run average and earning his first varsity letter • Made his Mississippi State debut with 1.2 innings of relief work against Northern Illinois (Feb. 21) • Worked a season-longest 4.0 innings and earned his first career win in a 6-3 decision over Memphis (Mar. 25) • Also picked up a victory with 1.2 innings in relief against Middle Tennessee State (Apr. 22) • Registered two of his eight strikeouts in 2009 at Hawaii (Mar. 8) • Took the hill in five SEC games, registering three strikeouts in 6.2 innings • Joined four other MSU freshmen on the 2009 SEC Freshman Academic Honor Roll.

# THE PLAYERS

**HIGH SCHOOL:** All-state performer as a pitcher and infielder at **Bayou Academy** • Coached by **Rodney Martin** • Compiled an 11-0 record with a save, an 0.57 earned run average and 151 strikeouts in 67-1/3 innings as a senior • Issued only eight walks and allowed five earned runs • Also notched a .538 batting average with 50 hits, 57 RBI, 14 doubles and 11 home runs as a senior • Helped guide the BA Colts to a 29-2 record and a second consecutive MPSA Class A state title • Earned Clarion-Ledger all-state and “**Dandy Dozen**” honors and Mississippi Private School Association all-state selection • Chosen MVP of the 2008 MPSA North A All-Star Game • MPSA all-state and second-team all-state selection as a junior • Helped lead Bayou Academy to a 24-6 mark and MPSA state championship in 2007 with a career-high .577 batting average, 46 RBI and eight home runs • Also posted a 13-1 record with one save, an 0.98 ERA and 182 strikeouts in 85 innings pitched • Compiled a 39-6 record with 544 strikeouts over his final four seasons at BA and earned Bolivar Commercial Player of the Year honors in 2005, 2007 and 2008 • Four-time all-county, all-conference and team MVP honoree • Played summer league baseball in 2006 and 2007 with the **Jackson 96ers**, coached by **Derek Topik** • Also starred for Bayou Academy in football, basketball and track • Two-time conference MVP in football • Honors graduate at Bayou Academy and recipient of BA's Colt Award in 2008 • Member of Mu Alpha Theta and the Community Service Club at Bayou Academy.

**PERSONAL:** Born **Caleb Martin Reed** on April 24, 1990 in Greenville, Miss. • Son of **Teresa** and **Bob Reed** of Cleveland, Miss. • Brother of former Mississippi College outfielder **Will Reed** and nephew of former MSU pole vaulter **Tommy Shook** • Majoring in business administration.



## CALEB REED'S CAREER STATISTICS

YEAR	ERA	W-L	GP	GS-CG	SH	SV	IP	H	R-ER	BB	SO	2B	3B	HR	WP	HB
2009	9.17	2-1	11	0-0	0	0	17.2	28	19-18	15	8	4	0	3	1	0
2010	6.99	1-7	25	3-0	0	0	67.0	82	55-52	24	51	19	4	8	4	12
<b>Total</b>	<b>7.44</b>	<b>3-8</b>	<b>36</b>	<b>3-0</b>	<b>0</b>	<b>0</b>	<b>84.2</b>	<b>110</b>	<b>74-70</b>	<b>39</b>	<b>59</b>	<b>23</b>	<b>4</b>	<b>11</b>	<b>5</b>	<b>12</b>

## SOUTHEASTERN CONFERENCE STATISTICS

YEAR	ERA	W-L	GP	GS-CG	SH	SV	IP	H	R-ER	BB	SO	2B	3B	HR	WP	HB
2009	9.45	0-0	5	0-0	0	0	6.2	12	8-7	9	3	1	0	0	1	0
2010	9.00	0-6	16	3-0	0	0	43.0	62	45-43	19	28	15	2	8	2	5
<b>Total</b>	<b>9.06</b>	<b>0-6</b>	<b>21</b>	<b>3-0</b>	<b>0</b>	<b>0</b>	<b>49.2</b>	<b>74</b>	<b>53-50</b>	<b>28</b>	<b>31</b>	<b>16</b>	<b>2</b>	<b>8</b>	<b>3</b>	<b>5</b>

## GAME-BY-GAME APPEARANCES

Date	Opponent	IP	H	R-ER	BB	SO	2B	3B	HR	WP	HBP	SCORE	DEC/REC
2-21-09	Northern Illinois	1.2	6	6-6	2	1	1	0	0	0	0	10-11	L (0-1)
2-28-09	Nicholls	0.0	2	1-1	0	0	1	0	0	0	0	10-9	ND
3-8-09	at Hawaii	2.2	3	2-2	1	2	1	0	1	0	0	5-11	ND
3-17-09	vs. Southern Miss	1.0	0	0-0	0	1	0	0	0	0	0	6-3	ND
3-25-09	Memphis	4.0	3	1-1	3	1	0	0	1	0	0	6-3	W (1-1)
4-5-09	Auburn	0.0	0	0-0	2	0	0	0	0	0	0	10-12	ND
3-19-09	Kentucky	1.0	2	4-3	3	1	0	0	0	0	0	17-22	ND
3-22-09	Middle Tennessee	1.2	2	1-1	0	0	0	0	1	0	0	9-8	W (2-1)
5-1-09	No. 22 Alabama	3.1	4	3-3	2	1	0	0	0	1	0	8-10	ND
5-10-09	at No. 7 Ole Miss	1.1	3	1-1	2	0	1	0	0	0	0	1-8	ND
5-16-09	No. 2 LSU	1.0	3	0-0	0	1	0	0	0	0	0	4-15	ND
<b>2009 SEASON TOTALS</b>		<b>17.2</b>	<b>28</b>	<b>19-18</b>	<b>15</b>	<b>8</b>	<b>4</b>	<b>0</b>	<b>3</b>	<b>1</b>	<b>0</b>	<b>87-118</b>	<b>2-1 (9.17)</b>

Date	Opponent	IP	H	R-ER	BB	SO	2B	3B	HR	WP	HBP	SCORE	DEC/REC
2-19-10	Rhode Island	5.0	6	2-1	1	7	1	0	0	0	2	9-8	ND
2-26-10	Southeastern Louisiana	0.1	0	1-1	0	0	0	0	0	0	1	1-4	L (0-1)
3-5-10	Southeast Missouri	4.2	4	3-3	2	3	1	1	0	1	1	10-7	ND
3-10-10	Western Kentucky	1.1	0	0-0	0	2	0	0	0	0	1	9-3	ND
3-13-10	vs. No. 15 UCLA	2.2	1	0-0	1	3	0	0	0	1	1	2-5	ND
3-14-10	at TAMU-Corpus Christi	5.1	3	0-0	0	5	0	1	0	0	0	4-2	ND
3-19-10	at No. 6 Florida	1.2	1	2-2	2	2	0	0	0	0	2	2-7	ND
3-21-10	at No. 6 Florida	5.1	1	1-1	3	2	1	0	0	0	1	1-4	L (0-2)
3-26-10	Georgia	1.0	4	2-2	1	3	1	0	0	0	0	9-8	ND
3-28-10	Georgia	4.1	7	4-3	0	3	3	0	0	0	0	11-10	ND
4-2-10	at No. 12 South Carolina	8.0	9	6-6	0	4	0	1	2	0	1	2-10	ND
4-6-10	Jackson State	1.0	1	0-0	0	1	0	0	0	0	0	18-2	ND
4-9-10	No. 9 Arkansas	* 6.1	9	6-6	1	5	3	1	0	0	0	2-10	L (0-3)
4-16-10	Tennessee	* 2.1	9	5-5	0	1	2	0	0	0	0	13-15	ND
4-23-10	at Alabama	* 4.0	4	5-5	4	4	1	0	1	0	1	5-8	L (04)
4-30-10	No. 14 Ole Miss	0.0	0	0-0	1	0	0	0	0	0	0	2-4	ND
5-1-10	No. 14 Ole Miss	0.0	0	1-0	1	0	0	0	0	0	0	10-12	ND
5-2-10	No. 14 Ole Miss	1.0	2	3-3	1	0	0	0	1	0	0	11-19	ND
5-5-10	vs. Southern Miss	1.0	1	0-0	1	0	1	0	0	1	0	3-14	ND
5-8-10	at No. 19 Auburn	0.2	1	0-0	0	0	1	0	0	0	0	14-16	ND
5-9-10	at No. 19 Auburn	2.2	4	4-4	2	1	0	0	3	0	0	8-11	L (0-5)
5-12-10	Northwestern State	2.2	4	4-4	0	2	1	0	0	0	1	8-5	W (1-5)
5-15-10	No. 17 Vanderbilt	0.2	1	2-2	1	0	1	0	0	0	0	7-13	L (1-6)
5-16-10	No. 17 Vanderbilt	4.1	7	2-2	1	2	2	0	0	1	0	4-14	ND
5-20-10	No. 27 LSU	0.2	3	2-2	1	1	0	0	1	0	0	13-14	L (1-7)
<b>2010 SEASON TOTALS</b>		<b>67.0</b>	<b>82</b>	<b>55-52</b>	<b>24</b>	<b>51</b>	<b>19</b>	<b>4</b>	<b>8</b>	<b>4</b>	<b>12</b>	<b>179-223</b>	<b>1-7 (6.99)</b>


## THE PLAYERS



# HUNTER RENFROE #34

C/O/F/RHP • 6-1 • 202 • R-R • Fr. • HS

Crystal Springs, Mississippi  
Copiah Academy



**HIGH SCHOOL:** Multi-sport standout at **Copiah Academy** in Gallman, Miss. • Coached by **Scooter Prince** • First-team all-state and all-district selection and honored as the 2010 Mississippi Association of Independent Schools Player of the Year • Hit .583 with 49 hits, 70 RBI, five doubles, five triples and an MAIS-record 20 home runs • Helped lead the Colonels to a 27-9 finish and the Academy State 3A championship • Walked 62 times and scored 58 runs as a senior • Pilfered 16 bases in 18 attempts • Used primarily as a catcher but also saw playing time as a pitcher and in the outfield • Compiled a 4-0 record with a save, a 3.91 earned run average and 28 strikeouts in 14.1 innings of mound duty • Earned MVP honors in the **2010 Academy 3A-2A All-Star Game** in Jackson • Team and MAIS MVP • Hit .400 or better in each of his four seasons at Copiah Academy • Posted a .425 batting average with 15 home runs as a junior in 2009, earning the second of his three all-district honors • Also starred for the Copiah Academy Colonels in football, track and basketball • Played USSA summer league baseball with the **Mississippi Worth Bandits**, coached by **George Hartzog**.

**DRAFT HISTORY:** Selected by the **Boston Red Sox** in the 31st round of Major League Baseball's 2010 First-Year Player Draft.

**PERSONAL:** Born **Dustin Hunter Renfroe** on January 28, 1992 in Jackson, Miss. • Son of **Tammy** and **Todd Renfroe** of Crystal Springs, Miss. • Majoring in kinesiology.



# NICK ROUTT #36

LHP • 6-4 • 194 • L-L • Jr. • 1L

Silver Spring, Maryland  
St. Johns College High School

**CAREER:** Skilled left-hander and former (2009) **Freshman All-SEC** hurler expected to return to the Bulldog weekend rotation after an arm injury curtailed his sophomore season in 2010 • Leads the MSU staff with 106 career innings pitched, 108 strikeouts, 19 pitching starts and four complete games • One of 14 current Bulldogs with **SEC Academic Honor Roll** status.

**2010:** Appeared in six games before his sophomore season was ended early with an arm injury • Compiled a 1-1 record with a 6.52 earned run average and 21 strikeouts in 19.1 innings of mound duty • Took the hill on opening day with a three-inning, no-decision start against **Rhode Island** (Feb. 19) • Worked a season-longest and staff third-longest 8.0 innings in his second outing, allowing one run with six hits and a season-high six strikeouts in a no-decision start against **Southeastern Louisiana** (Feb. 26) • Took the loss against No. 15 **Oklahoma** (Mar. 12) in the opening game of the **Whataburger College Classic** in Corpus Christi, Texas • Registered his lone win of the campaign leading a split pitching crew against **Mississippi Valley State** (Mar. 17) • Allowed but one unearned run over two innings in a no-decision start at No. 6 **Florida** (Mar. 21), his lone SEC competition and final appearance of the season • Earned a berth on the **2010 SEC Academic Honor Roll**.


**2009:** A starter in all 13 mound appearances as a true freshman • Compiled a 5-3 record with a 4.15 earned run average • First MSU pitcher and second Bulldog overall named to the **SEC All Freshman team** in 2009 • Also tabbed for the **PingBaseball.com Freshman All-American team** • Led the Bulldog pitching staff in wins, ERA, and starts as well as innings pitched (86.2) and strikeouts (87) • Moved into MSU's starting weekend rotation early in his rookie season • Made his collegiate debut and registered his first win with a solid eight-inning start against **North Florida** (Feb. 21) • Allowed a run on seven hits with

# THE PLAYERS

four strikeouts • Also earned wins in starts against **Nicholls** (Feb. 28), at **Arkansas** (Mar. 29), **Auburn** (Apr. 4), and at **Ole Miss** (May 9) • Shared the SEC lead in complete games with four registered in successive SEC starts at **Georgia** (Mar. 21), at **Arkansas** (Mar. 29), **Auburn** (Apr. 4) and at **Tennessee** (Apr. 11) • Retired the first 13 batters faced (six on Saturday and seven after game resumed Sunday) in no-decision start and SEC debut against **South Carolina** (Mar. 13) • Registered a staff season-high 12 strikeouts in a nine-inning complete-game 8-3 win over **Auburn** (Apr. 4) • Led MSU with five quality starts and averaged nearly 6-2/3 innings and 6.7 strikeouts in his 13 games • Faced SEC co-champs **Ole Miss** (May 9) and **LSU** (May 15) in his final two starts, picking up his fifth rookie season win against the Rebels and working eight solid innings in a no-decision start and 8-7 MSU win over eventual national champion **LSU** • Drew starts on all 10 SEC weekends, posting a 3-3 record with a 4.92 ERA, four complete games and 70 strikeouts in 67.2 innings.

**HIGH SCHOOL:** Three-year letter-winner on the diamond at **St. John's College High School** in Washington, D.C. • Played for coach **Mark Gibbs** on Cadet baseball teams that posted a three-year 67-18 record • Capped his prep career earning all-conference honors in 2008 • Compiled a 4-1 mark with a 3.80 earned run average and a staff-leading 40 strikeouts in 23-2/3 innings • Honored as a **2008 Under Armour Preseason All-American** following a successful 2007 summer league campaign with the **Mid-Atlantic League Rookies** • Posted a 4-1 mark with a 1.25 ERA pitching for coach **Mike Chroniger** • Fanned 56 and allowed six earned runs in 43 innings of mound duty • Played in the **Cal Ripken Senior Collegiate League** in 2008 for the **Rockville (Md.) Express**, coached by **James Periera** • Posted a 2-3 record with a 2.93 ERA, a staff-best 55 strikeouts and limited opponents to a .188 batting average • Finished second in the league in strikeouts and joined past MSU teammate **Luke Adkins** on the **CRSCL all-star team** • Member of the National Honor Society and a four-year academic honor roll student at St. John's College HS.

**PERSONAL:** Born **Nick Wayne Rountt** of August 28, 1990 in Olney, Md. • Son of **Kathy** and **John Rountt** of Silver Spring, Md. • Majoring in real estate and finance.



## NICK ROUNTT'S CAREER STATISTICS

YEAR	ERA	W-L	GP	GS-CG	SH	SV	IP	H	R-ER	BB	SO	2B	3B	HR	WP	HB
2009	4.15	5-3	13	13-4	0	0	86.2	87	51-40	28	87	12	0	9	5	6
2010	6.52	1-1	6	6-0	0	0	19.1	28	20-14	6	21	4	0	1	0	2
<b>Total</b>	<b>4.58</b>	<b>6-4</b>	<b>19</b>	<b>19-4</b>	<b>0</b>	<b>0</b>	<b>106.0</b>	<b>115</b>	<b>71-54</b>	<b>34</b>	<b>108</b>	<b>16</b>	<b>0</b>	<b>10</b>	<b>5</b>	<b>8</b>

## SOUTHEASTERN CONFERENCE STATISTICS

YEAR	ERA	W-L	GP	GS-CG	SH	SV	IP	H	R-ER	BB	SO	2B	3B	HR	WP	HB
2009	4.92	3-3	10	10-4	0	0	67.2	71	43-37	23	70	12	0	9	4	4
2010	0.00	0-0	1	1-0	0	0	2.0	3	1-0	0	2	0	0	0	0	0
<b>Total</b>	<b>4.78</b>	<b>3-3</b>	<b>11</b>	<b>11-4</b>	<b>0</b>	<b>0</b>	<b>69.2</b>	<b>74</b>	<b>44-37</b>	<b>23</b>	<b>72</b>	<b>12</b>	<b>0</b>	<b>9</b>	<b>4</b>	<b>4</b>

## GAME-BY-GAME APPEARANCES

Date	Opponent	IP	H	R-ER	BB	SO	2B	3B	HR	WP	HBP	SCORE	DEC/REC
2-21-09	North Florida-1	* 8.0	7	1-1	1	4	0	0	0	0	1	7-1	W (1-0)
2-28-09	Nicholls-2	* 6.0	7	3-0	0	6	0	0	0	1	1	6-3	W (2-0)
3-6-09	at Hawaii	* 5.0	2	4-2	4	7	0	0	0	0	0	4-7	ND
3-14-09	No. 17 South Carolina-2	* 4.2	3	2-2	1	6	1	0	0	0	0	10-3	ND
3-21-09	at No. 3 Georgia	* 8.0	5	4-4	2	8	2	0	2	0	0	0-4	L (2-1)
3-29-09	at No. 9 Arkansas-2	* 7.0	9	4-3	3	7	1	0	1	1	0	12-4	W (3-1)
4-4-09	Auburn	* 9.0	8	3-3	1	12	3	0	0	0	0	8-3	W (4-1)
4-11-09	at Tennessee	* 8.0	8	4-4	5	7	1	0	1	1	1	2-4	L (4-2)
4-18-09	Kentucky	* 6.0	7	3-2	1	8	0	0	0	1	2	3-4	ND
4-25-09	at Vanderbilt	* 7.0	10	9-5	3	7	1	0	3	0	0	4-10	L (4-3)
5-2-09	No. 22 Alabama	* 5.0	7	3-3	1	6	2	0	0	1	0	16-17	ND
5-9-09	at No. 7 Ole Miss	* 5.0	8	5-5	1	4	1	0	1	0	0	11-8	W (5-3)
5-15-09	No. 2 LSU	* 8.0	6	6-6	5	5	0	0	1	0	1	8-7	ND
<b>2009 SEASON TOTALS</b>		<b>86.2</b>	<b>87</b>	<b>51-40</b>	<b>28</b>	<b>87</b>	<b>12</b>	<b>0</b>	<b>9</b>	<b>5</b>	<b>6</b>	<b>92-74</b>	<b>5-3 (4.15)</b>

Date	Opponent	IP	H	R-ER	BB	SO	2B	3B	HR	WP	HBP	SCORE	DEC/REC
2-19-10	Rhode Island	* 3.0	7	6-4	1	4	1	0	0	0	0	9-8	ND
2-26-10	Southeastern Louisiana	* 8.0	6	1-1	3	6	0	0	1	0	0	1-4	ND
3-5-10	Southeast Missouri	* 3.0	5	4-1	0	3	1	0	0	0	1	10-7	ND
3-12-10	vs. No. 15 Oklahoma	* 1.1	7	8-8	2	2	2	0	0	0	1	5-16	L (0-1)
3-17-10	Mississippi Valley State	* 2.0	0	0-0	0	4	0	0	0	0	0	16-2	W (1-1)
3-21-10	at No. 6 Florida	* 2.0	3	1-0	0	2	0	0	0	0	0	1-4	ND
<b>2010 SEASON TOTALS</b>		<b>19.1</b>	<b>28</b>	<b>20-14</b>	<b>6</b>	<b>21</b>	<b>4</b>	<b>0</b>	<b>1</b>	<b>0</b>	<b>2</b>	<b>42-41</b>	<b>1-1 (6.52)</b>

## THE PLAYERS



# JARONSHEPHERD #15

OF • 6-2 • 180 • L-R • Sr. • 1L

Kilgore, Texas

Kilgore High School/Navarro (Texas) College

**CAREER:** Fleet-footed left-handed hitter and one of two returning starters in the outfield • Bulldog regular in center field with the versatility and speed to also defend the field in left or right • Third-most stolen bases (seven) in his MSU debut season • Two-time **MLB draft** selection • Among 14 Diamond Dogs with **Academic All-SEC** honors during their career.

**2010:** Played in 50 of MSU's 56 games in his first season at State, drawing 36 starts (35 in center field and one in right field) • Hit .250 with 34 hits, 11 for extra-bases, and 34 RBI, fourth-most on the team • Opening day starter against **Rhode Island** (Feb. 19) in center field, lacing a single in his first career at-bat • Reached base in four of his five plate appearances and drove in his first career run with a groundout in that game against **URI** • Credited with the game-winning RBI in consecutive games in the **BankFirst Baseball Challenge** against **Southeast Missouri** (Mar. 6) and **Michigan State** (Mar. 7) • Ranked third on the club with seven stolen bases in 11 attempts • As a ninth-inning pinch-runner pilfered a pair of bases and scored the winning run in the series-clinching 11-10 win against **Georgia** (Mar. 28) • Compiled a season-best seven-game hitting streak (Apr. 17-30), registering four of his eight two-hit games during the span (11-for-25, 7 runs, 10 RBI) • Laced a double and legged out a career-first triple against **Jackson State** (Apr. 6) • Registered his first game with two doubles in the series-opener at **Auburn** (May 7) and launched his first career home run in the finale at **Auburn** (May 9) • Had hits in 25 of his 50 games played • Second on the team with 13 multi-RBI games, with six of those coming in the final 11 games • Drove in three runs against both **Western Kentucky** (Mar. 10) and at **Auburn** (May 7) and collected a season-high four RBI in a 2-for-3 plate performance at **Alabama** (Apr. 25) • Hit .263 with 19 RBI in 27 SEC games played (21 starts) • Joined 13 other Diamond Dogs on the **2010 SEC Academic Honor Roll**.

**JUNIOR COLLEGE:** Played in the outfield two years at **Navarro College** in Corsicana, Texas • Coached by **Whoa Dill** • Speedy center fielder who saw limited playing time in an injury-shortened sophomore season in 2009 • Hit .442 with 19 hits and 12 RBI • A 44th round pick of the **Cincinnati Reds** in the 2009 draft • Earned **Texas Eastern Athletic Conference** honors as a freshman in 2008, hitting .343 with 12 doubles, three triples and four home runs with 15 stolen bases • Helped lead the Bulldogs to a school-best 48-9 record and a conference title • Rated as the No. 2 junior college baseball player in Texas • A 17th-round draft pick of the **Pittsburgh Pirates** in 2008 • Played summer league baseball in 2008 with the **Coppell Copperheads** of the Texas Collegiate League, leading his team with 11 extra-base hits.

**HIGH SCHOOL:** A three-sport standout at **Kilgore High School** • Two-time team offensive MVP playing for coaches **Jeff Blackstone** and **Tim Harkrider** • Compiled a .500 batting average and a .985 on-base percentage in district competition as a senior in 2007 • Hit .524 in district play as a junior, earning **All-East Texas** and all-region honors as an outfielder • Also a three-year standout for the Kilgore High School football Bulldogs, twice earning first-team all-district and All-East Texas honors • Named defensive newcomer of the year on Kilgore's 2004 state championship team.

**DRAFT HISTORY:** Selected by the **Pittsburgh Pirates** in the 17th round of Major League Baseball's 2008 first-year player draft and by the **Cincinnati Reds** in the 44th round of MLB's 2009 draft.

**PERSONAL:** Born **Jaron Jordan Shepherd** on October 30, 1988 in Indianapolis, Ind. • Son of **Janda** and **Ronald Shepherd** of Kilgore, Texas • Father was a second-round draft pick of the **Toronto Blue Jays** and played for the Blue Jays from 1984 to 1986 • Majoring in sociology.

### JARON SHEPHERD'S CAREER STATISTICS

YEAR	AVG	GP-GS	AB	R	H	2B	3B	HR	RBI	BB	HB	SO	SF	S	SB-SA	PO	A	E	FLD
2010	.250	50-36	132	38	33	7	3	1	34	22	8	33	3	3	7-11	89	0	1	.989
Career	.250	50-36	132	38	33	7	3	1	34	22	8	33	3	3	7-11	89	0	1	.989

### SOUTHEASTERN CONFERENCE STATISTICS

YEAR	AVG	GP-GS	AB	R	H	2B	3B	HR	RBI	BB	HB	SO	SF	S	SB-SA	PO	A	E	FLD
2010	.263	27-21	76	18	20	5	0	1	19	12	4	15	0	0	4-7	53	0	1	.981
Career	.263	27-21	76	18	20	5	0	1	19	12	4	15	0	0	4-7	53	0	1	.981

### HOME RUN

No.	Date	Game No.	Opponent (pitcher)	Site	RBI	Inning	Outs	Score
1.	5-9-10	54	at Auburn (Dayton)	A	2	3rd	1	L, 8-11

## THE PLAYERS



## TAYLOR STARK #7


INF/RHP • 5-11 • 182 • R-R • Fr. • HS

Flowood, Mississippi  
Northwest Rankin High School

**HIGH SCHOOL:** Three-year standout performer and Clarion-Ledger "Dandy Dozen" pick as a middle infielder and right-handed pitcher at **Northwest Rankin High School** in Flowood, Miss. • Coached by **Jeff McClaskey** • Registered a .392 batting average with 33 RBI and 17 extra-base hits as a senior in 2010 • Led the Cougars on the basepaths with 12 stolen bases in 14 attempts • On the mound logged a 5-3 worksheet with four saves, a team-best 1.87 earned run average and a staff-best 59 strikeouts in 48 innings pitched • Named to Baseball American's preseason Top 100 list in 2010 • All-District 6 selection and tabbed the district's top pitcher and MVP • Hit .348 with 23 RBI and 11 extra-base hits as a junior, netting all-district and district **2009 MVP honors** • Also went 6-2 on the mound with a 2.71 ERA and 57 strikeouts • Voted the most improved player after hitting .385 as a sophomore in 2008 • Elected team captain in 2007 and hit a career-best .480 with a 4-0 pitching record and three saves • Member of the Fellowship of Christian Athletes and the Future Business Leaders of America • MVP in the **2009 Junior Olympic Baseball Tournament** in Millington, Tenn., where he tossed a one-hitter in the championship game.

**DRAFT HISTORY:** Chosen by the **Washington Nationals** in the 42nd round of the Major League Baseball's 2010 First-Year Player Draft.

**PERSONAL:** Born **Taylor Blythe Stark** on October 7, 1991 in Jackson, Miss. • Son of **Michele** and **Paul Stark** of Jackson, Miss. • Majoring in kinesiology.

MISSISSIPPI STATE  
Taylor Stark  
Diamond Dogs 2011 inf/rhp

## TIM STATZ #46


LHP • 5-11 • 164 • L-L • Jr. • JC

St. Louis, Missouri  
Marquette High School/Hutchinson (Kans.) CC

**JUNIOR COLLEGE:** Left-handed hurler from **Hutchinson (Kans.) Community College** • Coached by **Kyle Crookes** • Initially inked with Mississippi State in November 2008 following his freshman season at HCC • Compiled a 3-2 record with a 3.26 earned run average in seven appearances (six starts) in 2009 • Tallied 32 strikeouts while holding opponents to .186 hitting over 30.1 innings • Earned honorable mention **All-Jayhawk Western Conference** honors despite sustained a season-ending arm injury that required Tommy John surgery • Remained enrolled at Hutchinson CC in 2009-10 while rehabbing the injured arm • As a freshman compiled a 5-3 record with a 3.54 earned run average pitching for the Blue Dragons in 2008 • Drew 11 starts in 12 appearances with three complete games and 65 strikeouts in 56 innings pitched.

**HIGH SCHOOL:** Starred on the mound and in the outfield at **Marquette High School** in Chesterfield, Mo. • Coached by **John Meyer** • Compiled an 8-2 record with a 2.05 earned run average as a senior in helping lead the Mustangs to the district and sectional championships and a season-ending No. 10 state ranking • Named to the **2007 Missouri High School Baseball Coaches All-State** second team in the 4A classification after garnering honorable mention all-state honors in 2006 • Also a second-team All-Metro St. Louis selection • Registered 60 strikeouts in 54-2/3 inning while holding opposing hits to a .188 batting average • Compiled 13 wins, a 1.74 ERA and 129 strikeouts over his two varsity seasons with the MHS Mustangs • Earned first-team honors as a pitcher and second-team honors as an outfielder on the **Suburban West All-Conference** teams in both 2006 and 2007 • Also lettered in soccer, earning team MVP honors.

**PERSONAL:** Born **Tim Ryan Statz** on May 4, 1989 in Lancaster, Calif. • Son of **Jackie** and **Peter Statz** of St. Louis, Mo. • Majoring in criminology.

MISSISSIPPI STATE  
Tim Statz  
Diamond Dogs 2011 lhp

## THE PLAYERS



## CHRIS STRATTON #28

RHP • 6-2 • 194 • R-R • So. • 1L

Tupelo, Mississippi  
Tupelo High School

**CAREER:** Skilled sophomore right-hander eager to build on a stellar rookie campaign that netted him **SEC All-Freshman Team** selection • Returning starting weekend rotation pitcher who paced State's hurlers with 14 starts, 78.1 innings pitched and 76 strikeouts as a rookie • Among five Bulldog rookies named to the **2010 SEC Freshman Academic Honor Roll**.

**2010:** • Appeared in 14 games, all as a starter • Posted a 5-3 record with a 5.29 earned run average, pacing the MSU staff with starts (14), innings pitched (78.1) and strikeouts (76) and tying **Greg Houston** for most pitching wins (5) • Became the third Bulldog and second MSU pitcher to receive **SEC All-Freshman** team honors • Led SEC freshman hurlers with 55 strikeouts in league competition and rated as one of only two SEC freshman pitcher to start all 10 conference weekends • Earned a win and contributed to MSU's lone shutout of the campaign in his collegiate debut with six scoreless innings against **Rhode Island** (Feb. 20) • Tallied a personal-best and staff season-high nine strikeouts in a 7.1 inning start and win against **Southeast Missouri** (Mar. 6) • Notched the first of his three SEC wins with a 5.0 inning start at eventual NCAA champion **South Carolina** (Apr. 3) • Recorded a career-first nine-inning complete game win over **Tennessee** (Apr. 17) before 11,089 fans at Dudy Noble Field on Super Bulldog Weekend • Recorded eight strikeouts and the staff's third-longest outing (8.0 innings) in a no-decision start against **Vanderbilt** (May 15) • Earned **SEC Freshman of the Week** honors on the final weekend, blanking defending NCAA champ **LSU** (May 21) and allowing three hits over seven innings in a 2-1 win in Baton Rouge • Worked five innings or better in nine of his 14 starts and paced the staff with five quality starts (six or more innings pitched with three or fewer earned runs allowed) • Joined four other Bulldog rookies on the **2010 SEC Freshman Academic Honor Roll**.

**HIGH SCHOOL:** Three-year starter as a right-handed pitcher and infielder at **Tupelo High School** • Coached at THS by **Gary Enis** • Compiled a 7-2 record with a save and a 1.09 earned run average as a senior • Recorded 113 strikeouts and allowed only 12 earned runs in 70.1 innings of mound duty • All-state selection named to the Clarion-Ledger's 2009 Mississippi "Dandy Dozen" team • Tabbed the **2009 Northeast Mississippi Daily Journal Player of the Year** • Recipient of Tupelo HS's Cy Young Award • Earned all-state, all-district and all-north state honors as a junior, helping lead the Golden Wave to a 32-7 mark and state runner-up honors in 2008 • Fashioned a 10-1 record with a 1.95 ERA and 98 strikeouts in 71.1 innings of pitching • Also compiled a .367 batting average • Finished with a 6-0 record on Tupelo's 34-5 team in 2007 Member of the Fellowship of Christian Athletes and the Key Club • Played summer league baseball with the **Tupelo 49ers**, coached by former MSU baseball signee **Kirk Presley**.

**PERSONAL:** Born **Christopher Lee Stratton** on August 22, 1990 in Tupelo, Miss. • Son of **Janet** and **Lee Stratton** of Tupelo, Miss. • Majoring in kinesiology.



## CHRIS STRATTON'S CAREER STATISTICS

YEAR	ERA	W-L	GP	GS-CG	SH	SV	IP	H	R-ER	BB	SO	2B	3B	HR	WP	HB
2010	5.29	5-3	14	14-1	1	0	78.1	84	54-46	42	76	9	2	9	8	7
Total	5.29	5-3	14	14-1	1	0	78.1	84	54-46	42	76	9	2	9	8	7

## SOUTHEASTERN CONFERENCE STATISTICS

YEAR	ERA	W-L	GP	GS-CG	SH	SV	IP	H	R-ER	BB	SO	2B	3B	HR	WP	HB
2010	6.16	3-1	10	10-1	0	0	57.0	65	42-39	34	55	6	2	9	4	6
Total	6.16	3-1	10	10-1	0	0	57.0	65	42-39	34	55	6	2	9	4	6

## THE PLAYERS

## GAME-BY-GAME APPEARANCES

Date	Opponent	IP	H	R-ER	BB	SO	2B	3B	HR	WP	HBP	SCORE	DEC/REC
2-20-10	Rhode Island	* 6.0	4	0-0	2	6	0	0	0	1	0	9-0	W (1-0)
2-27-10	Southeastern Louisiana	* 2.2	5	5-2	2	0	2	0	0	1	0	5-8	L (1-1)
3-6-10	Southeast Missouri	* 7.1	5	2-2	1	9	1	0	0	0	0	3-2	W (2-1)
3-13-10	vs. No. 10 UCLA	* 5.1	5	5-3	3	6	0	0	0	2	1	2-5	L (2-2)
3-20-10	at No. 6 Florida	* 6.0	4	1-1	3	7	0	0	1	0	0	4-5	ND
3-27-10	Georgia	* 3.2	3	4-4	3	8	0	0	0	0	1	4-7	L (2-3)
4-3-10	at No. 12 South Carolina	* 5.0	8	3-3	5	2	0	0	1	0	1	8-7	W (3-3)
4-10-10	No. 9 Arkansas	* 6.0	7	2-1	2	5	1	0	0	2	2	5-8	ND
4-17-10	Tennessee	* 9.0	8	7-6	4	7	0	2	2	1	0	11-7	W (4-3)
4-25-10	at Alabama	* 3.1	9	8-8	2	1	2	0	2	0	0	8-9	ND
5-1-10	No. 14 Ole Miss	* 4.2	7	7-7	3	5	0	0	0	0	0	10-12	ND
5-8-10	at No. 19 Auburn	* 4.1	7	6-5	1	5	1	0	2	0	0	14-16	ND
5-15-10	No. 17 Vanderbilt	* 8.0	9	4-4	5	8	2	0	1	1	2	7-13	ND
5-22-10	at No. 27 LSU	* 7.0	3	0-0	6	7	0	0	0	0	0	2-1	W (5-3)
2010 SEASON TOTALS		78.1	84	54-46	42	76	9	2	9	8	7	92-100	5-3 (5.29)



# WESTHIGPEN #31

C • 5-11 • 204 • R-R • Sr. • 1L

Luling, Louisiana

Hahnville HS/Meridian (Miss.) CC


**CAREER:** Co-starred behind the plate as a junior, splitting starts with another junior catcher, **Cody Freeman** • Lone Bulldog from Louisiana and one of three State players that advanced their baseball careers at **Meridian Community College** • Hit .307 as the starting catcher last summer for the 2010 Alaska Baseball League champion **Mat-Su Miners**.

**2010:** Appeared in 40 games, making 30 starts behind the dish • Hit .225 with a double, four home runs and 17 runs batted in • Shared starting duty with **Cody Freeman** • Made his Mississippi State debut as the opening day starter against **Rhode Island** (Feb. 19) • Collected a pair of singles, drew a walk and scored three runs in a 3-for-4 showing • Registered five multiple-hit games, including season-best three-hit plate performances at **Alabama** (Apr. 25) and at **LSU** (May 20) • Delivered his fourth two-RBI game on the final weekend in a series-opening game against defending NCAA champion **LSU** (May 20) • Strung together season-best five-game hitting and RBI streaks (March 17-28) • Launched four home runs, all against SEC competition and two during a 3-for-7 series at **Florida** • Charged with one error and compiled a .996 fielding percentage to rank among the SEC's top fielding receivers • Threw out 10 opponent baserunners attempting stolen bases • Team's third-best batting average (.455) in 10 games as a non-starter • Hit .263 and played error-free defense in 17 SEC starts (20 SEC games played).

**JUNIOR COLLEGE:** Two-year catching standout at **Meridian (Miss.) Community College** • Coached by **Chris Rose** • Hit .371 with 66 hits, including 15 doubles, two triples and 11 home runs • Drove in 50 runs en route to All-Region 23 honors as a sophomore • Started 54 of 58 games for the Eagles in 2009 • Served as team captain for 2008-09 • Helped the MCC Eagles claim the 2009 Region 23 championship • Caught all 55 games as a freshman in 2008 • Hit .370 with 17 extra-base hits, including six home runs • Earned **All-MACJC** honors as a freshman on Meridian's state championship team • MCC teammate of current Bulldog infielder **Jarrod Parks** • Phi Theta Kappa honor society member at MCC.

**HIGH SCHOOL:** Three-year starter as a catcher and first baseman at **Hahnville High School** in Boutte, La. • Hit .417 and drove in 47 runs with 23 extra-base hits as a senior in 2007 • Also pilfered eight bases in nine attempts • Earned all-district, all-parish and coaches all-state honors as a senior • Hit .380 with 38 RBI en route to earning all-state, all-district and all-parish honors as a junior in 2006 • Member of the National Honor Society and the Beta Club • Played summer league baseball in 2007 and 2008 with **Bill Hood Baseball**, coached by **Chris Wescott**.

**PERSONAL:** Born **Wesley Joseph Thigpen** on June 20, 1989 in Kenner, La. • Son of **Sarah** and **Billy Thigpen** of Luling, La. • Majoring in kinesiology.



## THE PLAYERS

## WES THIGPEN'S CAREER STATISTICS

YEAR	AVG	GP-GS	AB	R	H	2B	3B	HR	RBI	BB	HB	SO	SF	S	SB-SA	PO	A	E	FLD
2010	.225	40-30	111	20	25	1	0	4	17	17	3	35	2	3	2-3	222	26	1	.996
Career	.225	40-30	111	20	25	1	0	4	17	17	3	35	2	3	2-3	222	26	1	.996

## SOUTHEASTERN CONFERENCE STATISTICS

YEAR	AVG	GP-GS	AB	R	H	2B	3B	HR	RBI	BB	HB	SO	SF	S	SB-SA	PO	A	E	FLD
2010	.263	20-17	57	11	15	0	0	4	10	8	2	16	2	1	1-1	106	11	0	1.000
Career	.263	20-17	57	11	15	0	0	4	10	8	2	16	2	1	1-1	106	11	0	1.000

## HOME RUNS

No.	Date	Game No.	Opponent (pitcher)	Site	RBI	Inning	Outs	Score
1.	3-19	18	at Florida (Panteliodis)	A	1	8th	0	L, 2-7
2.	3-21	20	at Florida (Randall)	A	1	2nd	1	L, 1-4
3.	4-25	40	at Alabama (Smart)	A	1	4th	0	L, 4-6
4.	5-14	50	Vanderbilt (Hayes)	H	1	9th	0	L, 8-13



# NICK VICKERSON #21

INF/OF • 5-11 • 208 • R-R • Sr. • 1L

Tuscaloosa, Alabama

Hillcrest HS/Florida State/Shelton State (Ala.) CC


**CAREER:** Starting infielder who ranks among State's top offensive threats at the plate • Owns the top batting average (.328) among MSU's returning hitters • Also paced MSU on the basepaths with 10 stolen bases and a team-best 58 runs scored • Teamed last summer with Bulldogs Cody Freeman, Jarrod Parks and Nick Vickerson on the Cal Ripken Sr. Collegiate Baseball League champion Bethesda (Md.) Big Train team.

**2010:** Saw playing time in 54 of MSU's 56 games as a junior, drawing 48 starts in the infield • Ranked fourth on the team with a .328 batting average, leading the team with 58 runs scored and ranking third with 60 hits, 20 for extra-bases • Opened the year with seven starts at second base before taking over at third base (40 starts) • Also made one start at shortstop • Ripped a double in his first career plate appearance and registered the first of 17 multiple-hit games in the opener against Rhode Island (Feb. 19) • Notched his first RBI with a bases-loaded walk in his next trip to the plate • Went 4-for-7 and drove in five runs against Rhode Island on opening weekend • Launched the first of his eight home runs at Texas A&M-Corpus Christi (Mar. 14) • Tied for fourth on the team with eight home runs, six against SEC pitching and three blasts in his last four games • Hit safely in 40 games and scored at least one run in 38 games • Delivered three-hit games against Ole Miss (May 5), at Auburn (May 9) and at LSU (May 20) • Set a career-high with three RBI against Tennessee (Apr. 17) and matched that at Auburn (May 8) • Registered first career game-winning RBI with a three-run blast against Tennessee (Apr. 17) • MSU's leadoff hitter in 40 games • Hit .333 with a team-leading 39 hits and 19 RBI in 29 SEC games played (27 games started) and hit safely in 24 league games.

**JUNIOR COLLEGE:** Sure-gloved starting shortstop at Shelton (Ala.) State Community College in 2009 • Coached by Bobby Sprowl • Hit .359 with 60 hits, 12 doubles, three home runs and 27 RBI • Leadoff hitter with 63 runs scored and eight sacrifice hits • Helped lead the Buccaneers to a 44-19 record, their third-straight Alabama Community College Conference title and a berth in the 2009 Junior College World Series in Grand Junction, Colo. • Missed 12 mid-season games after sustaining a broken nose • Hit .383 and teamed with MSU outfielder Brent Brownlee on the 2009 Cotton States League champion North Delta summer league baseball team • Played in the same program that produced current MSU pitcher Justin Bussey and former MSU hurler Brandon Medders.

**FLORIDA STATE:** Initially signed with Meridian (Miss.) Community College following high school before transferring mid-year to Florida State University • Hit .400 with three RBI in 13 games played with coach Mike Martin's FSU Seminoles.

**HIGH SCHOOL:** Three-year starting shortstop and all-state performer at Tuscaloosa's Hillcrest High School • Coached by Todd Agee • Hit .407 with 20 doubles, four triples and nine home runs • Set an Alabama High School Athletic As-



# THE PLAYERS

sociation record with 85 runs scored • Also registered 19 stolen bases in 2007 • Named team defensive MVP in both 2006 and 2007 • Participated in the **East Coast Showcase** in Wilmington, N.C. • Also played one season of varsity basketball • Four-year high school honor roll member and member of the HHS Beta Club • Hails from the same high school program as former Bulldog and major league pitcher **Brandon Medders**.

**PERSONAL:** Born **Nickolaus James Vickerson** on July 8, 1989 in Limestone, Maine • Son of **Rebecca Hicks** and **Richard Vickerson** of Tuscaloosa, Ala. • Majoring in business administration.

## NICK VICKERSON'S CAREER STATISTICS


YEAR	AVG	GP-GS	AB	R	H	2B	3B	HR	RBI	BB	HB	SO	SF	S	SB-SA	PO	A	E	FLD
2010	.328	54-48	183	58	60	12	0	8	27	31	11	40	3	4	10-11	38	86	19	.867
Career	.328	54-48	183	58	60	12	0	8	27	31	11	40	3	4	10-11	38	86	19	.867

## SOUTHEASTERN CONFERENCE STATISTICS

YEAR	AVG	GP-GS	AB	R	H	2B	3B	HR	RBI	BB	HB	SO	SF	S	SB-SA	PO	A	E	FLD
2010	.333	29-27	117	32	39	8	0	6	19	13	6	28	1	1	6-6	20	39	11	.843
Career	.333	29-27	117	32	39	8	0	6	19	13	6	28	1	1	6-6	20	39	11	.843

## HOME RUNS

No.	Date	Game No.	Opponent (pitcher)	Site	RBI	Inning	Outs	Score
1.	3-14-10	15	at TAMU-Corpus Christi (Orr)	A	1	5th	1	L, 6-8
2.	3-19-10	18	at Florida (Panteliodis)	A	1	3rd	1	L, 2-7
3.	4-9-10	30	Arkansas (Smyly)	H	1	4th	0	L, 3-8
4.	4-10-10	31	Arkansas (Baxendale)	H	2	9th	1	L, 5-8
5.	4-17-10	35	Tennessee (Blount)	H	3	7th	1	W, 11-7
6.	5-18-10	53	at Southern Miss (Stanley)	A	1	1st	0	W, 16-9
7.	5-20-10	54	at LSU (Bourgeois)	A	1	1st	0	L, 13-14
8.	5-21-10	55	at LSU (Ross)	A	1	4th	0	L, 3-17



# C.C. WATSON #6

LHP • 5-11 • 197 • L-L • So. • 1L


Heflin, Alabama  
Cleburne High School

**CAREER:** Talented southpaw hurler eager to add to his 2010 rookie season resume • Saw mound duty along with six other freshmen last spring • Hails from Alabama, also the homestate of seven other current Diamond Dogs.

**2010:** Made 13 mound appearances and a pair of starts as a freshman • Posted a 2-1 record with a 7.62 earned run average and 11 strikeouts in 13 innings • Struck out two of the three batters he faced in his collegiate debut against **Rhode Island** (Feb. 20) • Also fanned two batters against **Jackson State** (Apr. 6) and **Ole Miss** (May 2) • Did not allow an earned run in seven of his 13 appearances • Earned wins in back-to-back 2.1-inning relief stints against **Western Kentucky** (Mar. 10) and at **Texas A&M-Corpus Christi** (Mar. 14) • In two appearances at No. 6 **Florida** (Mar. 19-20) tossed 2.1 innings of scoreless baseball • Drew his first career start and took the loss in a 2.1-inning mound stint against **Ole Miss** (Mar. 30) in the 2010 Governor's Cup • Also worked an inning in a no-decision start against **Jackson State** (Apr. 6) • Did not factor in a decision in six mound appearances (3.1 innings) pitched against Southeastern Conference competition • Named to the **2010 SEC Freshman Academic Honor Roll**.

**HIGH SCHOOL:** Five-year varsity starting pitcher and outfielder at **Cleburne County High School** • Coached by **Vaughn Lee** • Honored as the **2009 Alabama Class 4A Player of the Year** • First-team selection on the Birmingham News All-State Baseball Team • Also a **Super All-State** pick • Posted an 8-1 record with an 0.60 earned run average as a senior • Allowed but five earned runs with 138 strikeouts and 15 walks over 58 innings of mound duty • Tied a state record with a 21-strikeout game • Delivered at the plate with a .518 batting average, nine home runs, 35 RBI and 17 stolen bases in 17 attempts in 29 games played • Earned first-team all-state and all-conference honors as a junior, compiling a 7-1 record and a 1.98 ERA in 2008 • Struck out 97 and walked 13 in 43 innings • Also hit .365 with 24 RBI, 19 extra-base hits and 12 stolen bases • Earned North squad MVP honors at the **2008 North/South All-Star Game** in Huntsville, Ala. • Accorded all-state, all-conference and

## THE PLAYERS



team MVP honors as a sophomore with an 8-3 record, three saves 108 strikeouts and a 2.20 ERA • Concluded his prep career with a 29-6 mark, seven saves and 444 career strikeouts • Four-year member and past team captain of the Tigers' football team • Honor student at Cleburne High School • Played summer league baseball in 2008 for the **Excel Blue Wave**, coached by **Josh Beshears** and former MSU standout **Steve Gendron**.

**DRAFT HISTORY:** Selected in the 29th round by the **Texas Rangers** in Major League Baseball's 2009 First-Year Player Draft.

**PERSONAL:** Born **Charles Clellon Watson** on September 18, 1990 in Anniston, Ala. • Son of **Lisa** and **Robert Watson** of Heflin, Ala. • Majoring in communication.

## C.C. WATSON'S CAREER STATISTICS

YEAR	ERA	W-L	GP	GS-CG	SH	SV	IP	H	R-ER	BB	SO	2B	3B	HR	WP	HB
2010	7.62	2-1	13	2-0	1	0	13.0	15	13-11	12	11	3	0	1	2	3
<b>Total</b>	<b>7.62</b>	<b>2-1</b>	<b>13</b>	<b>2-0</b>	<b>1</b>	<b>0</b>	<b>13.0</b>	<b>15</b>	<b>13-11</b>	<b>12</b>	<b>11</b>	<b>3</b>	<b>0</b>	<b>1</b>	<b>2</b>	<b>3</b>

## SOUTHEASTERN CONFERENCE STATISTICS

YEAR	ERA	W-L	GP	GS-CG	SH	SV	IP	H	R-ER	BB	SO	2B	3B	HR	WP	HB
2010	21.60	0-0	6	0-0	0	0	3.1	10	8-8	6	3	3	0	1	0	2
<b>Total</b>	<b>21.60</b>	<b>0-0</b>	<b>6</b>	<b>0-0</b>	<b>0</b>	<b>0</b>	<b>3.1</b>	<b>10</b>	<b>8-8</b>	<b>6</b>	<b>3</b>	<b>3</b>	<b>0</b>	<b>1</b>	<b>0</b>	<b>2</b>

## GAME-BY-GAME APPEARANCES

Date	Opponent	IP	H	R-ER	BB	SO	2B	3B	HR	WP	HBP	SCORE	DEC/REC
2-20-10	Rhode Island	1.0	0	0-0	0	2	0	0	0	0	0	9-0	ND
2-27-10	Southeastern Louisiana	0.1	0	1-1	1	0	0	0	0	1	1	5-8	ND
3-7-10	Michigan State	1.2	0	0-0	0	1	0	0	0	0	0	14-6	ND
3-10-10	Western Kentucky	1.2	0	0-0	2	1	0	0	0	0	0	9-3	W (1-0)
3-14-10	at TAMU-Corpus Christi	1.2	0	0-0	1	1	0	0	0	0	0	4-2	ND
3-19-10	at No. 6 Florida	1.1	0	0-0	1	1	0	0	0	0	0	2-7	W (2-0)
3-20-10	at No. 6 Florida	1.0	2	0-0	2	0	1	0	0	0	0	4-5	ND
3-27-10	Georgia	0.0	2	1-1	1	0	0	0	0	0	0	4-7	ND
3-30-10	vs. No. 11 Ole Miss	* 2.1	4	3-2	2	1	0	0	0	1	0	3-5	L (2-1)
4-6-10	Jackson State	* 1.0	1	1-0	0	2	0	0	1	0	0	18-12	ND
5-2-10	No. 14 Ole Miss	1.0	2	1-1	0	2	0	0	1	0	0	11-19	ND
5-8-10	at No. 19 Auburn	0.0	2	2-2	1	0	2	0	0	0	1	14-16	ND
5-15-10	No. 17 Vanderbilt	0.0	2	4-4	1	0	0	0	0	0	1	7-13	ND
<b>2010 Season Totals</b>		<b>13.0</b>	<b>15</b>	<b>13-11</b>	<b>12</b>	<b>11</b>	<b>3</b>	<b>0</b>	<b>1</b>	<b>2</b>	<b>3</b>	<b>104-93</b>	<b>2-1 (7.62)</b>

2011 OPPONENTS • ALABAMA • ALABAMA A&M • ALCO  
STATE • AKRON • ARKANSAS • AUBURN • BELMONT • EA  
STERN ILLINOIS • FLORIDA • GEORGIA • GEORGIA STA  
TE • IOWA • LAMAR • LIPSCOMB • LSU • MEMPHIS • MISSIS  
SIPPI VALLEY STATE • NORTHWESTERN STATE • OLE  
MISS • SACRED HEART • SOUTH ALABAMA • SOUTH  
CAROLINA • SOUTHERN MISS • TENNESSEE • UAB • VAN  
ERBILT • 2011 OPPONENTS • ALABAMA • ALABAMA A&

ALCORN STATE • AKRON • ARKANSAS • AUBURN • BELM  
NT • EASTERN ILLINOIS • FLORIDA • GEORGIA • GEORG  
STATE • IOWA • LAMAR • LIPSCOMB • LSU • MEMPHIS • MI  
ISSIPPI VALLEY STATE • NORTHWESTERN STATE • OL  
MISS • SACRED HEART • SOUTH ALABAMA • SOUTH  
CAROLINA • SOUTHERN MISS • TENNESSEE • UAB • VA  
NDERBILT • 2011 OPPONENTS • ALABAMA • ALABAMA

A&M • ALCORN STATE • AKRON • ARKANSAS • AUBURN  
MONT • EASTERN ILLINOIS • FLORIDA • GEORGIA • GEO  
STATE • IOWA • LAMAR • LIPSCOMB • LSU • MEMPHIS • MI  
ISSIPPI VALLEY STATE • NORTHWESTERN STATE • OL  
MISS • SACRED HEART • SOUTH ALABAMA • SOUTH CA  
LINA • SOUTHERNMISS • TENNESSEE • UAB • VANDERB

2011 OPPONENTS • ALABAMA • ALABAMA A&M • ALCO  
STATE • AKRON • ARKANSAS • AUBURN • BELMONT • EA  
STERN ILLINOIS • FLORIDA • GEORGIA • GEORGIA STA  
TE • IOWA • LAMAR • LIPSCOMB • LSU • MEMPHIS • MISSIS  
SIPPI VALLEY STATE • NORTHWESTERN STATE • OLE  
MISS • SACRED HEART • SOUTH ALABAMA • SOUTH  
CAROLINA • SOUTHERN MISS • TENNESSEE • UAB • VAN

BILT • 2011 OPPONENTS • ALABAMA • ALABAMA A&M •  
RNSTATE • AKRON • ARKANSAS

## SEC OPPONENTS

## ALABAMA

April 29-May 1 • Starkville, Miss.

ABOUT ALABAMA

**Location:** Tuscaloosa, Ala.      **Enrollment:** 30,232  
**Nickname:** Crimson Tide      **Colors:** Crimson & White  
**SEC Division:** Western Division  
**President:** Dr. Robert E. Witt (*Bates College, 1962*)  
**Athletics Director:** Mal Moore (*Alabama, 1963*)  
**Baseball Facility (capacity):** Sewell-Thomas Stadium (6,571)  
**Dimensions:** LF-325, LC-365, CF-411, RC-365, RF-325

COACHING STAFF

**Head Coach:** Mitch Gaspard (*UL-Lafayette, 1988*)  
**Record at Alabama:** 45-25 (*one season*)  
**Career Coaching Record:** 2256-153 (*seven seasons*)  
**Staff:** Dax Norris (*Alabama, 1996*), Bobby Barbier (*Northwestern State, 2006*),  
 Andy Phillips (*Alabama, 1999*)

**Baseball Office Phone:** (205) 348-4029 • **FAX:** (205) 348-9945

SPORTS INFORMATION

**Baseball Contact:** Rich Davi (*rdavi@ia.ua.edu*)  
**Office Phone:** (205) 348-3550 • **FAX:** (205) 348-8841  
**Home Phone:** (925) 705-5541  
**Mailing address:** Box 870391, Tuscaloosa, AL 35487-0391

**Press Box Phone:** (205) 348-4927

**Athletics Web Site:** www.RollTide.com

TEAM INFORMATION

**2010 Record:** 45-25 (*15-15 SEC: 4th in SEC West/7th overall*)  
**Lettermen Returning/Lost:** 15/16  
**Starting Position Players Returning/Lost:** 4/4  
**Pitchers Returning/Lost:** 8/8

SERIES INFORMATION

**MSU vs. Alabama:** UA leads 201-181-4 (*since 1896*)  
**2010:** UA 8-5, 9-8 [8], 6-4 [7] (*April 23-25 • Tuscaloosa, Ala.*)

## AUBURN

March 25-27 • Starkville, Miss..

ABOUT AUBURN

**Location:** Auburn, Ala.      **Enrollment:** 24,602  
**Nickname:** Tigers      **Colors:** Burnt Orange & Navy Blue  
**SEC Division:** Western Division  
**President:** Dr. Jay Gogue (*Auburn, 1969*)  
**Athletics Director:** Jay Jacobs (*Auburn, 1985*)  
**Baseball Facility (capacity):** Samford Stadium-Hitchcock Field (4,096)  
**Dimensions:** LF-315, LC-335-385, CF-385, RC-360, RF-331

COACHING STAFF

**Head Coach:** John Pawlowski (*Clemson, 1996*)  
**Record at Auburn:** 74-46 (*two seasons*)  
**Career Coaching Record:** 369-217-1 (*11 seasons*)  
**Staff:** Scott Foxhall (*College of Charleston, 1994*), Ty Megahee (*Mercer, 2006*),  
 Link Jarrett (*Florida State, 1994*)

**Baseball Office Phone:** (334) 844-4975 • **FAX:** (334) 844-9643

SPORTS INFORMATION

**Baseball Contact:** Dan Froehlich (*froehdp@auburn.edu*)  
**Office Phone:** (334) 844-9803 • **FAX:** (334) 844-9807  
**Cell Phone:** (334) 750-1389  
**Mailing Address:** P.O. Box 351, Auburn, AL 36830-0351

**Press Box Phone:** (334) 844-4138

**Athletics Web Site:** www.AuburnTigers.com

TEAM INFORMATION

**2010 Record:** 43-21 (*20-10 SEC: 1st in SEC West/3rd overall*)  
**Lettermen Returning/Lost:** 19/12  
**Starting Position Players Returning/Lost:** 6/4  
**Pitchers Returning/Lost:** 7/8

SERIES INFORMATION

**MSU vs. Auburn:** MSU leads, 89-83-1 (*since 1908*)  
**2010:** Auburn: 9-6, 16-14, 11-8 (*May 7-9 • Auburn, Ala.*)

## ARKANSAS

April 15-17 • Fayetteville, Ark.

ABOUT ARKANSAS

**Location:** Fayetteville, Ark.      **Enrollment:** 21,406  
**Nickname:** Razorbacks      **Colors:** Cardinal & White  
**SEC Division:** Western Division  
**Chancellor:** Dr. G. David Gearhart (*Westminster College, 1974*)  
**Athletics Director:** Jeff Long (*Ohio Wesleyan, 1982*)  
**Baseball Facility (capacity):** Baum Stadium/George Cole Field (10,737)  
**Dimensions:** LF-320, LC-375, CF-400, RC-375, RF-320

COACHING STAFF

**Head Coach:** Dave Van Horn (*Arkansas, 1988*)  
**Record at Arkansas:** 319-179 (*eight seasons*)  
**Career Coaching Record:** 639-336 (*16 seasons*)  
**Staff:** Dave Jorn (*Southeast Missouri, 1981*), Todd Butler (*McNeese State, 1991*),  
 Scott Gurs (Northwest Oklahoma State, 2008)

**Baseball Office Phone:** (479) 575-3655 • **FAX:** (479) 575-5223

SPORTS INFORMATION

**Baseball Contact:** Chad Crunk (*mcrunk@uark.edu*)  
**Office Phone:** (479) 575-2753 • **FAX:** (479) 575-7481  
**Cell Phone:** (270) 839-5765  
**Mailing Address:** P.O. Box 7777, Fayetteville, AR 72702

**Press Box Phone:** (479) 575-4141

**Athletics Web Site:** www.ArkansasRazorbacks.com

TEAM INFORMATION

**2010 Record:** 43-21 (*18-12 SEC: 2nd in SEC West/4th overall*)  
**Lettermen Returning/Lost:** 13/17  
**Starting Position Players Returning/Lost:** 4/5  
**Pitchers Returning/Lost:** 4/10

SERIES INFORMATION

**MSU vs. Arkansas:** MSU leads 41-30 (*since 1960*)  
**2010:** UA 8-3, 8-5, 13-3 (*April 9-11 • Starkville, Miss.*)

## FLORIDA

April 8-10 • Starkville, Miss.

ABOUT FLORIDA

**Location:** Gainesville, Fla.      **Enrollment:** 48,419  
**Nickname:** Gators      **Colors:** Orange & Blue  
**SEC Division:** Eastern Division  
**President:** Dr. J. Bernard Machen (*Saint Louis, 1968*)  
**Athletics Director:** Jeremy Foley (*Hobart, 1974*)  
**Baseball Facility (capacity):** Alfred McKethan Stadium/Perry Field (5,500)  
**Dimensions:** LF-329, LC-365, CF-400, RC-375, RF-325

COACHING STAFF

**Head Coach:** Kevin O'Sullivan (*Virginia, 1991*)  
**Record at Florida:** 123-63 (*three seasons*)  
**Career Coaching Record:** 123-63 (*three seasons*)  
**Staff:** Craig Bell (*North Florida, 1989*), Brad Weitzel (*Georgia, 1983*), Don Norris  
 (*Georgia, 1992*)

**Baseball Office Phone:** (352) 375-4683 (ext 4457) • **FAX:** (352) 381-3942

SPORTS INFORMATION

**Baseball Contact:** John Hines (*johnh@gators.uua.ufl.edu*)  
**Office Phone:** (352) 375-4683 (ext. 6130) • **FAX:** (352) 375-4809  
**Cell Phone:** (352) 317-7386  
**Mailing Address:** P.O. Box 14485, Gainesville, FL 32604

**Press Box Phone:** (352) 375-4683 (ext 4355/4356)

**Athletics Web Site:** www.GatorZone.com

TEAM INFORMATION

**2010 Record:** 47-17 (*22-8 SEC: 1st in SEC East/1st overall*)  
**Lettermen Returning/Lost:** 22/10  
**Starting Position Players Returning/Lost:** 8/1  
**Pitchers Returning/Lost:** 11/5

SERIES INFORMATION

**MSU vs. Florida:** Florida leads series, 50-39 (*since 1925*)  
**2010:** UF 7-2, 5-4, 4-1 (*March 19-21 • Gainesville, Fla.*)

## SEC OPPONENTS

## GEORGIA

April 1-3 • Athens, Ga.

ABOUT GEORGIA

Location: Athens, Ga. Enrollment: 34,180  
 Nickname: Bulldogs Colors: Red & Black  
 SEC Division: Eastern Division  
 Chancellor: Dr. Michael F. Adams (*Lipscomb, 1970*)  
 Athletics Director: Greg McGarity (*Georgia, 1976*)  
 Baseball Facility (capacity): Foley Field (*3,291*)  
 Dimensions: LF-350, LC-370, CF-404, RC-365, RF-314

COACHING STAFF

Head Coach: David Perno (*Georgia, 1991*)  
 Record at Georgia: 305-245-1 (*nine seasons*)  
 Career Coaching Record: 305-245-1 (*nine seasons*)  
 Staff: Jason Eller (*Georgia State, 1998*), Allen Osborne (*Marshall, 1995*),  
 Jason Jacobs (*Georgia, 2009*)

Baseball Office Phone: (706) 542-7971 • FAX: (706) 583-8235

SPORTS INFORMATION

Baseball Contact: Christopher Lakos (*clakos@sports.uga.edu*)  
 Office Phone: (706) 542-7994 • FAX: (706) 542-7993  
 Cell Phone: (706) 714-2934  
 Mailing Address: Box 1472, Athens, GA 30603

Press Box Phone: (706) 542-6161/6162

Athletics Web Site: [www.GeorgiaDogs.com](http://www.GeorgiaDogs.com)

TEAM INFORMATION

2010 Record: 16-37 (*5-23 SEC; 6th in SEC East/11th overall*)

Lettermen Returning/Lost: 22/11

Starting Position Players Returning/Lost: 7/2

Pitchers Returning/Lost: 11/6

SERIES INFORMATION

MSU vs. Georgia: Series tied, 39-39

2010: MSU 9-8, 4-7, 11-10 (*March 26-28 • Starkville, Miss.*)

## OLE MISS

April 19 • Pearl / May 13-15 • Oxford

ABOUT MISSISSIPPI

Location: Oxford, Miss. Enrollment: 19,536  
 Nickname: Rebels Colors: Cardinal Red & Navy Blue  
 SEC Division: Western Division  
 Chancellor: Dr. Daniel W. Jones (*Mississippi College, 1971*)  
 Athletics Director: Pete Boone (*Ole Miss, 1972*)  
 Baseball Facility (capacity): Oxford-University Stadium/Swayze Field (*5,000*)  
 Dimensions: LF-330, LC-360, CF-390, RC-360, RF-330

COACHING STAFF

Head Coach: Mike Bianco (*Louisiana State, 1990*)  
 Record at Ole Miss: 404-227-1 (*10 seasons*)  
 Career Coaching Record: 504-298-1 (*13 seasons*)  
 Staff: Carl Lafferty (*Ole Miss, 2004*), Matt Mossberg (*Ole Miss, 2002*), Kirk  
 McConnell (*Missouri State, 2006*)

Baseball Office Phone: (662) 915-6643 • FAX: (662) 915-5822

SPORTS INFORMATION

Baseball Contact: Bill Bunting (*wbunting@olemiss.edu*)  
 Office Phone: (662) 915-7522 • FAX: (662) 915-7006  
 Home Phone: (662) 801-0471  
 Mailing Address: P.O. Box 217, University, MS 38677

Press Box Phone: (662) 915-7858

Athletics Web Site: [www.OleMissSports.com](http://www.OleMissSports.com)

TEAM INFORMATION

2010 Record: 39-24 (*16-14 SEC; 3rd in SEC West, 6th overall*)

Lettermen Returning/Lost: 14/11

Starting Position Players Returning/Lost: 5/4

Pitchers Returning/Lost: 7/4

SERIES INFORMATION

MSU vs. Ole Miss: MSU leads 235-195-5 (*since 1925*)

2010: UM 5-3 (*Mar. 30 • Pearl, Miss.*), UM 4-2, 12-10, 19-11 [7] (*Apr. 30-May 2 • Starkville, Miss.*)

## LOUISIANA STATE

May 19-21 • Starkville, Miss.

ABOUT LSU

Location: Baton Rouge, La. Enrollment: 28,771  
 Nickname: Fighting Tigers Colors: Purple & Gold  
 SEC Division: Western Division  
 Chancellor: Dr. Michael V. Martin (*Mankato State, 1969*)  
 Athletics Director: Joe Alleva (*Lehigh, 1975*)  
 Baseball Facility (capacity): Alex Box Stadium (*10,150*)  
 Dimensions: LF-330, LC-365, CF-405, RC-365, RF-330

COACHING STAFF

Head Coach: Paul Mainieri (*Florida International, 1980*)  
 Record at LSU: 175-84-2 (*four seasons*)  
 Career Coaching Record: 1039-576-7 (*28 seasons*)  
 Staff: David Grewe (*Dayton, 1998*), Javi Sanchez (*Notre Dame, 2004*),  
 Will Davis (*LSU, 2007*)

Baseball Office Phone: (225) 578-4148 • FAX: (225) 578-4066

SPORTS INFORMATION

Baseball Contact: Bill Franques (*wfranqu@lsu.edu*)  
 Office Phone: (225) 578-2527 • FAX: (225) 578-1861  
 Cell Phone: (225) 241-4359  
 Mailing Address: P.O. Box 25095, Baton Rouge, LA 70894

Press Box Phone: (225) 578-4149

Athletics Web Site: [www.LSUSports.net](http://www.LSUSports.net)

TEAM INFORMATION

2010 Record: 41-22 (*14-16 SEC; 5th in SEC West/8th overall/SECT champions*)

Lettermen Returning/Lost: 17/13

Starting Position Players Returning/Lost: 5/3

Pitchers Returning/Lost: 8/7

SERIES INFORMATION

MSU vs. LSU: MSU leads 200-164-1 (*since 1907*)

2010: LSU 14-13, 7-3, 1-2 (*May 20-22 • Baton Rouge, La.*)

## SOUTH CAROLINA

April 22-24 • Starkville, Miss.

ABOUT SOUTH CAROLINA

Location: Columbia, S.C. Enrollment: 28,481  
 Nickname: Gamecocks Colors: Garnet & Black  
 SEC Division: Eastern Division  
 President: Dr. Harris Pastides (*SUNY at Albany, 1975*)  
 Athletics Director: Eric Hyman (*Clemson, 1985*)  
 Baseball Facility (capacity): Carolina Stadium (*8,242*)  
 Dimensions: LF-325, LC-375, CF-400, RC-375, RF-325

COACHING STAFF

Head Coach: Ray Tanner (*North Carolina State, 1980*)  
 Record at South Carolina: 634-282 (*14 seasons*)  
 Career Coaching Record: 1,029-455-3 (*24 seasons*)  
 Staff: Chad Holbrook (*North Carolina, 1994*), Jerry Meyers (*Iowa State, 1987*),  
 Sammy Esposito (*North Carolina State, 2003*)

Baseball Office Phone: (803) 777-7830 • FAX: (803) 777-0964

SPORTS INFORMATION

Baseball Contact: Andrew Kitlick (*kitlick@mailbox.sc.edu*)  
 Office Phone: (803) 777-5257 • FAX: (803) 777-2967  
 Cell Phone: (803) 240-4150  
 Mailing Address: 1125 George Rogers Blvd., Columbia, SC 29208

Press Box Phone: (803) 777-6648

Athletics Web Site: [www.GamecocksOnline.com](http://www.GamecocksOnline.com)

TEAM INFORMATION

2010 Record: 54-16 (*21-9 SEC; 2nd in SEC East/2nd overall, NCAA champions*)

Lettermen Returning/Lost: 22/13

Starting Position Players Returning/Lost: 6/4

Pitchers Returning/Lost: 13/6

SERIES INFORMATION

MSU vs. South Carolina: USC leads series, 30-25 (*since 1981*)

2010: USC 10-2, 7-8, 14-2 (*April 2-4 • Columbia, S.C.*)

## SEC OPPONENTS/SID CONTACTS

## TENNESSEE

May 6-8 • Knoxville, Tenn.

ABOUT TENNESSEE

Location: Knoxville, Tenn. Enrollment: 27,107  
 Nickname: Volunteers Colors: Orange & White

SEC Division: Eastern Division

President: Dr. Joe DiPietro (*Illinois, 1974*)Athletics Director: Mike Hamilton (*Clemson, 1985*)Baseball Facility (capacity): Lindsey Nelson Stadium (*3,800*)

Dimensions: LF-320, LC-360, CF-387, RC-358, RF-320

COACHING STAFFHead Coach: Todd Raleigh (*Western Carolina, 1991*)Record at Tennessee: 83-84 (*four seasons*)Career Coaching Record: 340-293 (*11 seasons*)Staff: Ash Lawson (*Tennessee Wesleyan, 1996*), Jason Beverlin (*Western Carolina, 1998*), Barrett Shaft (*Western Carolina, 2008*)

Baseball Office Phone: (865) 974-2057 • FAX: (865) 974-5393

SPORTS INFORMATIONBaseball Contact: Cameron Harris (*charri48@utk.edu*)

Office Phone: (865) 974-8876 • FAX: (865) 974-8875

Cell Phone: (817) 408-7604

Mailing Address: P.O. Box 15016, Knoxville, TN 37901

Press Box Phone: (865) 974-3376

Athletics Web Site: [www.UTSports.com](http://www.UTSports.com)TEAM INFORMATION2010 Record: 30-26 (*12-18 SEC: 5th in SEC East/10th overall*)

Lettermen Returning/Lost: 16/15

Starting Position Players Returning/Lost: 5/3

Pitchers Returning/Lost: 8/9

SERIES INFORMATIONMSU vs. Tennessee: MSU leads, 47-25 (*since 1917*)2010: MSU 13-15, 11-7, 14-6 (*April 23-25 • Starkville, Miss.*)

## VANDERBILT

March 18-20 • Nashville, Tenn.

ABOUT VANDERBILT

Location: Nashville, Tenn. Enrollment: 6,738  
 Nickname: Commodores Colors: Black & Gold

SEC Division: Eastern Division

Chancellor: Nicholas S. Zeppos (*Wisconsin, 1976*)Director of Sports Operation: Kevin Colon (*Iowa State, 1990*)Baseball Facility (capacity): Charles Hawkins Field (*3,700*)

Dimensions: LF-310, LC-375, CF-400, RC-375, RF-330

COACHING STAFFHead Coach: Tim Corbin (*Ohio Wesleyan, 1984*)Record at Vanderbilt: 322-177 (*eight seasons*)Career Coaching Record: 428-315 (*14 seasons*)Staff: Derek Johnson (*Eastern Illinois, 1993*), Josh Holliday (*Oklahoma State, 2004*), Larry Day (*Connecticut, 2007*)

Baseball Office Phone: (615) 322-3716 • FAX: (615) 322-3735

SPORTS INFORMATIONBaseball Contact: Kyle Parkinson (*Kyle.Parkinson@Vanderbilt.edu*)

Office Phone: (615) 343-0020 • FAX: (615) 343-7064

Cell Phone: (479) 871-0817

Mailing Address: P.O. Box 120158, Nashville, TN 37212

Press Box Phone: (615) 320-0436

Athletics Web Site: [www.VUCommodores.com](http://www.VUCommodores.com)TEAM INFORMATION2010 Record: 46-20 (*16-12 SEC: 3rd in SEC East/5th overall*)

Lettermen Returning/Lost: 21/7

Starting Position Players Returning/Lost: 7/2

Pitchers Returning/Lost: 10/4

SERIES INFORMATIONMSU vs. Vanderbilt: MSU leads series, 61-37 (*since 1917*)2010: Vanderbilt 13-8, 13-7, 14-4 (*May 14-16 • Starkville, Miss.*)

## CONFERENCE BASEBALL MEDIA RELATIONS CONTACTS

## Alabama

Rich Davi (*rdavi@ua.edu*)

Address: P.O. Box 870391 • Tuscaloosa, AL 35487

Phone: (205) 348-3550 • FAX: (205) 348-8841

Web site: [www.RollTide.com](http://www.RollTide.com)

## Arkansas

Chad Crunk (*mcrunk@uark.edu*)

Address: P.O. Box 7777 • Fayetteville, AR 72702

Phone: (479) 575-2753 • FAX: (479) 575-7481

Web site: [www.ArkansasRazorbacks.com](http://www.ArkansasRazorbacks.com)

## Auburn

Dan Froehlich (*froehdp@auburn.edu*)

Address: P.O. Box 351 • Auburn, AL 36830-0351

Phone: (334) 844-9803 • FAX: (334) 844-9807

Web site: [www.AuburnTigers.com](http://www.AuburnTigers.com)

## Florida

John Hines (*johnh@gators.uaa.ufl.edu*)

Address: P.O. Box 14485 • Gainesville, FL 32604

Phone: (352) 375-4683 ext. 6130 • FAX: (352) 375-4809

Web site: [www.GatorZone.com](http://www.GatorZone.com)

## Georgia

Christopher Lakos (*clakos@sports.uga.edu*)

Address: P.O. Box 1472 • Athens, GA 30603

Phone: (706) 542-7994 • FAX: (706) 542-7993

Web site: [www.GeorgiaDogs.com](http://www.GeorgiaDogs.com)

## Kentucky

Brent Ingram (*brent.ingram@uky.edu*)

Address: Craft Center, 338 Lexington Ave. • Lexington, KY 40506

Phone: (859) 257-3838 ext. 8504 • FAX: (859) 323-4310

Web site: [www.UKAthletics.com](http://www.UKAthletics.com)

## Louisiana State

Bill Franques (*wfranqu@lsu.edu*)

Address: P.O. Box 25095 • Baton Rouge, LA 70894

Phone: (225) 578-2527 • FAX: (225) 578-1861

Web site: [www.LSUSports.net](http://www.LSUSports.net)

## Ole Miss

Bill Bunting (*wbunting@olemiss.edu*)

Address: P.O. Box 217 • Oxford, MS 38677

Phone: (662) 915-7896 • FAX: (662) 915-7006

Web site: [www.OleMissSports.com](http://www.OleMissSports.com)

## South Carolina

Andrew Kitick (*kitick@qwm.sc.edu*)

Address: 1125 George Rogers Blvd., Columbia, SC 29208

Phone: (803) 777-5257 • FAX: (803) 777-2967

Web site: [www.GamecocksOnline.com](http://www.GamecocksOnline.com)

## Tennessee

Cameron Harris (*charri48@utk.edu*)

Address: P.O. Box 15016 • Knoxville, TN 37901

Phone: (865) 974-4947 • FAX: (865) 974-1269

Web site: [www.UTSports.com](http://www.UTSports.com)

## Vanderbilt

Kyle Parkinson (*Kyle.Parkinson@vanderbilt.edu*)

Address: P.O. Box 120158 • Nashville, TN 37212

Phone: (615) 343-0020 • FAX: (615) 343-7064

Web site: [www.VUCommodores.com](http://www.VUCommodores.com)

## Southeastern Conference

Chuck Dunlap (*dunlap@sec.org*)

Address: 2201 Richard Arrington Blvd. N. • Birmingham, AL 35203-1103

Phone: (205) 458-3000 • FAX: (205) 458-3030

Web site: [www.SECSports.com](http://www.SECSports.com)

## NON-CONFERENCE OPPONENTS

AKRON *Zips*

February 18-19 • Starkville

Location: Akron, Ohio Enrollment: 28,911  
 Conference: Mid-American Conference Colors: Blue & Gold  
 Baseball Facility (capacity): Lee Jackson Field (1,500)  
 Head Coach: Pat Bangston (*Kent State, 1987*)  
 Record at Akron: 103-151 (*five seasons*)  
 Career Coaching Record: 103-151 (*five seasons*)  
 Staff: Greg Cypret (*Missouri, 1979*), Justin Miller (*Ohio State, 2009*), Kurt Davidson (*Akron, 2009*)  
 Baseball Office Phone: (330) 972-6895 • FAX: (330) 972-6463  
 Baseball Contact: Nick VanDemark (*nlv6@zips.uakron.edu*)  
 Office Phone: (330) 972-7171 • FAX: (330) 374-8844  
 Cell Phone: (419) 769-3544  
 Athletics Web Site: www.GoZips.com  
 2010 Record: 21-34 (*3-24, 6th in MAC*)  
 Lettermen Returning/Lost: 17/6  
 Position Starters Returning/Lost: 4/6 • Pitchers Returning/Lost: 12/0  
 MSU vs. Akron: First meetings

ALABAMA A&M *Bulldogs*

March 29 • Starkville

Location: Huntsville, Ala. Enrollment: 5,814  
 Conference: Southwestern Athletic (*SWAC-East*) Colors: Blue & White  
 Baseball Facility (capacity): Bulldog Field (500)  
 Head Coach: Ed McCann (*Southeastern Oklahoma State, 1977*)  
 Record at AAMU: 291-372-2 (*12 seasons*)  
 Career Coaching Record: 291-372-2 (*12 seasons*)  
 Staff: Michael Tompkins (*Centenary, 2010*)  
 Baseball Office Phone: (256) 372-4004 • FAX: (256) 372-5372  
 Baseball Contact: Brandon Willis (*aamusportsinfo@yahoo.com*)  
 Office Phone: (256) 372-4005 • FAX: (256) 372-5919  
 Main AD Office Phone: (256) 372-4001  
 Athletics Web Site: www.AAMUSports.com  
 2010 Record: 17-32 (*3-20 in SWAC, 5th in SWAC East, 10th overall*)  
 Lettermen Returning/Lost: 11/10  
 Position Starters Returning/Lost: 4/5 • Pitchers Returning/Lost: 3/4  
 MSU vs. Alabama A&M: First meeting

ALCORN STATE *Braves*

March 1 • Starkville, Miss.

Location: Lorman, Miss. Enrollment: 3,583  
 Conference: Southwestern Athletic (*SWAC-East*) Colors: Purple & Gold  
 Baseball Facility (capacity): Braves Baseball Field (500)  
 Head Coach: Barret Rey (*Southern University, 1997*)  
 Record at ASU: 27-27 (*one season*)  
 Career Coaching Record: 83-121 (*four seasons*)  
 Staff: David Gomez (*Louisiana State, 2002*), Byron Banks (*Grambling State, 2009*), Darren Clark (*Southern University, 2007*)  
 Baseball Office Phone: (601) 877-4090 • FAX: (601) 877-3821  
 Baseball Contact: Barret Rey (*blrey@alcorn.edu*)  
 Office Phone: (601) 877-4090 • FAX: (601) 877-3821  
 Press Box Phone: (601) 877-4083  
 Athletics Web Site: www.AlcornSports.com  
 2010 Record: 27-27 (*15-8, 3rd in SWAC East, fifth overall*)  
 Lettermen Returning/Lost: 15/10  
 Position Starters Returning/Lost: 7/2 • Pitchers Returning/Lost: 3/8  
 MSU vs. Alcorn State: MSU leads series, 9-0 (*since 1993*)  
 Last meeting: MSU 27-4 (*April 20, 2011 • Starkville, Miss.*)

BELMONT *Bruins*

February 25-27 • Starkville

Location: Nashville, Tenn. Enrollment: 5,936  
 Conference: Atlantic-Sun Conference Colors: Navy Blue, Red & White  
 Baseball Facility (capacity): E.S. Rose Park (500)  
 Head Coach: David Jarvis (*Arkansas State, 1982*)  
 Record at Belmont: 357-341-1 (*13 seasons*)  
 Career Coaching Record: 681-493-1 (*22 seasons*)  
 Staff: Matt Barnett (*Tennessee-Martin, 1997*), Scott Hall (*Maryville College, 1998*), Aaron Smith (*Middle Tennessee State, 2005*)  
 Baseball Office Phone: (615) 460-6166 • FAX: (615) 460-5584  
 Baseball Contact: Dan Forcella (*dan.forcella@belmont.edu*)  
 Office Phone: (615) 460-8023 • FAX: (615) 460-5584  
 Athletics Web Site: www.BelmontBruins.com  
 2010 Record: 27-27 (*13-13, 7th in A-Sun Conference*)  
 Lettermen Returning/Lost: 23/4  
 Position Starters Returning/Lost: 6/2 • Pitchers Returning/Lost: 14/1  
 MSU vs. Belmont: First meetings

EASTERN ILLINOIS *Panthers*

March 15 • Starkville

Location: Charleston, Ill. Enrollment: 11,630  
 Conference: Ohio Valley Conference Colors: Blue & Gray  
 Baseball Facility (capacity): Monier Field at Coaches Stadium (600)  
 Head Coach: Jim Schmitz (*Wilmington College, 1979*)  
 Record at EIU: 429-423 (*16 seasons*)  
 Career Coaching Record: 593-584 (*23 seasons*)  
 Staff: Skylar Meade (*Louisville, 2007*), James Conrad (*Lafayette, 2007*), Jason Belk (*Iowa*)  
 Baseball Office Phone: (217) 581-2522 • FAX: (217) 581-7192  
 Baseball Contact: Greg Lautzenheiser (*eipanthers@gmail.com*)  
 Office Phone: (217) 581-7020 • FAX: (217) 581-6434  
 Home Phone: (419) 605-8512  
 Athletics Web Site: www.EIUPanthers.com  
 2010 Record: 18-35 (*11-12, 5th in Ohio Valley Conference*)  
 Lettermen Returning/Lost: 13/6  
 Position Starters Returning/Lost: 6/2 • Pitchers Returning/Lost: 6/6  
 MSU vs. EIU: MSU leads series, 2-0 (*since 2005*)  
 Last meeting: MSU 3-1, 16-6 (*February 25-26, 2005 • Starkville, Miss.*)

GEORGIA STATE *Panthers*

March 5-6 • Starkville, Miss.

Location: Atlanta, Ga. Enrollment: 31,000  
 Conference: Colonial Athletic Association Colors: Blue & White  
 Baseball Facility (capacity): The Field at Panthersville (1,000)  
 Head Coach: Greg Frady (*Troy State, 1987*)  
 Record at GSU: 132-100-1 (*four seasons*)  
 Career Coaching Record: 260-157-1 (*eight seasons*)  
 Staff: Brad Stromdahl (*Southwest Minnesota State, 2002*), Jason Arnold (*Central Florida, 2006*), Nick Hogan (*Georgia State, 2009*)  
 Baseball Office Phone: (404) 413-4077 • FAX: (404) 678-5952  
 Baseball Contact: Ned Colegrove (*ecolegrove@gsu.edu*)  
 Office Phone: (404) 413-4166 • FAX: (404) 413-4035  
 Mobile Phone: (518) 817-3564  
 Athletics Web Site: www.GeorgiaStateSports.com  
 2010 Record: 34-23-1 (*17-6-1, 2nd in CAC*)  
 Lettermen Returning/Lost: 24/4  
 Position Starters Returning/Lost: 6/2 • Pitchers Returning/Lost: 9/2  
 MSU vs. Georgia State: MSU leads series, 2-0 (*since 1972*)  
 Last meetings: MSU 9-1, 11-0 (*March 11, 1972 • Starkville*)

## NON-CONFERENCE OPPONENTS

IOWA *Hawkeyes*

March 4-5 • Starkville, Miss.

Location: Iowa City, Iowa Enrollment: 30,825  
 Conference: Big Ten Conference Colors: Black & Gold  
 Baseball Facility (capacity): Duane Banks Field (3,000)  
 Head Coach: Jack Dahm (Creighton, 1989)  
 Record at Iowa: 170-216 (seven seasons)  
 Career Coaching Record: 453-492-2 (17 seasons)  
 Staff: Ryan Brownlee (Evansville, 1997), Chris Maliszewski (Iowa, 2004), Zach Dillon  
 Baseball Office Phone: (319) 335-9329 • FAX: (319) 335-9333  
 Baseball Contacts: Patrick Sojka (patrick-sojka@uiowa.edu)  
 Matt Weitzel (matthew-weitzel@uiowa.edu)  
 Office Phone: (319) 335-9411 • FAX: (319) 335-9417  
 Press Box Phone: (319) 335-9520  
 Athletics Web Site: www.HawkeyeSports.com  
 2010 Record: 30-28 (13-11, 1-3rd in Big Ten)  
 Lettermen Returning/Lost: 21/8  
 Position Starters Returning/Lost: 7/3 • Pitchers Returning/Lost: 10/2  
 MSU vs. Iowa: MSU leads series, 4-1 (since 1926)  
 Last meeting: MSU 11-8 (March 8, 1975 • Starkville)

LAMAR *Cardinals*

February 19-20 • Starkville, Miss.

Location: Beaumont, Texas Enrollment: 14,384  
 Conference: Southland Conference Colors: Red & White  
 Baseball Facility (capacity): Vincent-Beck Stadium (3,500)  
 Head Coach: Jim Gilligan (Lamar, 1971)  
 Record at Lamar: 1,167-733-7 (33 seasons)  
 Career Coaching Record: 1,177-743-7 (34 seasons)  
 Staff: Jim Ricklefsen (McNeese State, 1985), Scott Hatten (New York Tech, 1995), Tyler Link (Lamar, 2010)  
 Baseball Office Phone: (409) 880-4315 • FAX: (409) 880-2338  
 Baseball Contact: Rush Wood (rush.wood@lamar.edu)  
 Office Phone: (409) 880-7845 • FAX: (409) 880-2338  
 Mobile Phone: (409) 880-2338  
 Athletics Web Site: www.LamarCardinals.com  
 2010 Record: 35-26 (16-17, 1-6th in Southland Conference)  
 Lettermen Returning/Lost: 20/11  
 Position Starters Returning/Lost: 6/3 • Pitchers Returning/Lost: 9/6  
 MSU vs. Lamar: First meetings

LIPSCOMB *Bisons*

March 16 • Nashville, Tenn.

Location: Nashville, Tenn. Enrollment: 3,742  
 Conference: Atlantic Sun Colors: Purple & Gold  
 Baseball Facility (capacity): Ken Dugan Field/Stephen Marsh Stadium (1,500)  
 Head Coach: Jeff Forehand (Belmont, 1989)  
 Record at LU: 104-128 (four seasons)  
 Career Coaching Record: 315-270-1 (10 seasons)  
 Staff: Chris Collins (Trevecca Nazarene, 2002), Tyler Shrout (Transylvania, 2006), Bryan Ryman (Tennessee)  
 Baseball Office Phone: (615) 966-5716 • FAX: (615) 966-  
 Baseball Contact: Mark McGee (mark.mcgee@lipscomb.edu)  
 Office Phone: (615) 966-5862 • FAX: (615) 966-1806  
 Press Box Phone: (615) 479-6133  
 Athletics Web Site: www.LipscombSports.com  
 2010 Record: 19-36 (9-17, 9th in Atlantic Sun Conference)  
 Lettermen Returning/Lost: 18/5  
 Position Starters Returning/Lost: 7/5 • Pitchers Returning/Lost: 9/2  
 MSU vs. Lipscomb: MSU leads series, 3-0 (since 2003)  
 Last meetings: MSU 8-1, 3-1, 12-1 (March 7-9, 2003 • Starkville)

UNIVERSITY OF MEMPHIS *Tigers*

May 17 • Memphis, Tenn. (AutoZone Park)

Location: Memphis, Tenn. Enrollment: 23,031  
 Conference: Conference USA Colors: Royal Blue & Gray  
 Baseball Facility (capacity): FedExPark (2,000)  
 Head Coach: Daron Schoenrock (Tennessee Tech, 1984)  
 Record at UM: 147-197 (six seasons)  
 Career Coaching Record: 172-249 (eight seasons)  
 Staff: Fred Corral (Sacramento State, 1998), Jerry Zulli (New Orleans, 2002), Zach Clark (Memphis, 2009)  
 Baseball Office Phone: (901) 678-2452 • FAX: (901) 678-5952  
 Baseball Contact: Mark Taylor (mtylor16@memphis.edu)  
 Office Phone: (901) 678-5294 • FAX: (901) 678-4134  
 Cell Phone: (870) 759-2074  
 Athletics Web Site: www.GoTigersGo.com  
 2010 Record: 28-30 (12-12, 3rd in Conference USA)  
 Lettermen Returning/Lost: 16/14  
 Position Starters Returning/Lost: 9/7 • Pitchers Returning/Lost: 7/7  
 MSU vs. Memphis: MSU leads series, 50-21 (since 1950)  
 2010: MSU 7-6 (Mar. 24 • Starkville)

MISSISSIPPI VALLEY *Delta Devils*

Mar. 8 / May 10 • Starkville, Miss.

Location: Itta Bena, Miss. Enrollment: 3,767  
 Conference: Southwest Athletic (SWAC East) Colors: Forest Green & Red  
 Baseball Facility (capacity): Magnolia Field (200)  
 Head Coach: Doug Shanks (Liberty, 1990)  
 Record at MVSU: 239-332 (11 seasons)  
 Career Coaching Record: 239-332 (11 seasons)  
 Staff: Aaron Stevens (Mississippi Valley State, 2005), Terry Smith (Mississippi Valley State, 2008)  
 Baseball Office Phone: (662) 254-3834 • FAX: (662) 254-3639  
 Baseball Contact: William Bright (sportsinfo@mvsu.edu)  
 Office Phone: (662) 254-3011 • FAX: (662) 254-3639  
 Athletics Web Site: www.MVSUbaseball.com  
 2010 Record: 23-30 (16-8, 2nd in SWAC East, 4th overall)  
 Lettermen Returning/Lost: 15/8  
 Position Starters Returning/Lost: 6/3 • Pitchers Returning/Lost: 5/5  
 MSU vs. MVSU: MSU leads series 19-0 (since 1984)  
 2010: MSU 16-2 (March 17 • Starkville, Miss.)

NORTHWESTERN STATE *Demons*

February 22 • Starkville, Miss.

Location: Natchitoches, La. Enrollment: 9,247  
 Conference: Southland Conference Colors: Purple, White & Orange  
 Baseball Facility (capacity): Brown-Stroud Field (1,200)  
 Head Coach: Jon Paul Davis (Memphis, 1984)  
 Record at NSU: 90-75 (three seasons)  
 Career Coaching Record: 90-75 (three seasons)  
 Staff: Jeff McCannon (Arizona, 1997), Philip Miller (Northwestern State, 2005), Alex Kubal (Alabama, 2010)  
 Baseball Office Phone: (318) 357-4139 • FAX: (318) 448-4490  
 Baseball Contact: Matthew Bonnette (bonnettem@nsula.edu)  
 Office Phone: (318) 357-6467 • FAX: (318) 357-4515  
 Cell Phone: (318) 663-5701  
 Athletics Web Site: www.NSUDemons.com  
 2010 Record: 36-21 (21-8, 2nd in Southland Conference)  
 Lettermen Returning/Lost: 18/13  
 Position Starters Returning/Lost: 7/2 • Pitchers Returning/Lost: 8/6  
 MSU vs. Northwestern State: MSU leads series, 7-0 (since 1951)  
 Last meeting: MSU 8-5 (May 12, 2010 • Starkville, Miss.)

# NON-CONFERENCE OPPONENTS/SID CONTACTS

## SACRED HEART *Pioneers* March 11-13 • Starkville, Miss.

Location: Fairfield, Conn. Enrollment: 3,500  
 Conference: Northeast Conference Colors: Scarlett & White  
 Baseball Facility (capacity): Ballpark at Harboryard (5,500)  
 Head Coach: Nick Giaquinto (*Connecticut, 1979*)  
 Record at SHU: 411-518-2 (22 seasons)  
 Career Coaching Record: 411-518-2 (22 seasons)  
 Staff: Wayne Mazzoni (*Gettysburg College, 1991*), Tyler Kavanaugh (*Kenyon [Ohio] College, 2006*)  
 Baseball Office Phone: (203) 365-7632 • FAX: (203) 365-7696  
 Baseball Contact: Randy Brochu (*brochur@sacredheart.edu*)  
 Office Phone: (203) 396-8127 • FAX: (203) 371-7889  
 Cell Phone: (617) 699-4547  
 Athletics Web Site: www.SacredHeartPioneers.com  
 2010 Record: 31-27 (20-12, 2nd in Northeast Conference)  
 Lettermen Returning/Lost: 16/8  
 Position Starters Returning/Lost: 8/2 • Pitchers Returning/Lost: 8/3  
 MSU vs. Sacred Heart University: first meeting

## SOUTHERN MISS *Golden Eagles* April 5 • Pearl, Miss. (Trustmark Park)

Location: Hattiesburg, Miss. Enrollment: 15,000  
 Conference: Conference USA Colors: Black & Gold  
 Baseball Facility (capacity): Hill Denson Field at Pete Taylor Park (6,600)  
 Head Coach: Scott Berry (*Southwest Missouri State, 1986*)  
 Record at USM: 36-24 (one season)  
 Career Coaching Record: 221-82 (five seasons, four at Meridian CC)  
 Staff: Chad Caillet (*Southern Miss, 1999*), Michael Federico (*Southern Miss, 1999*), Richey Harrelson (*Ole Miss, 1996*)  
 Baseball Office Phone: (601) 266-5017 • FAX: (601) 266-5427  
 Baseball Contact: Jack Duggan (*jack.duggan@usm.edu*)  
 Office Phone: (601) 266-4503 • FAX: (601) 266-4507  
 Athletics Web Site: www.SouthernMiss.com  
 2010 Record: 36-24 (14-10, 2nd in Conference USA)  
 Lettermen Returning/Lost: 18/10  
 Position Starters Returning/Lost: 6/3 • Pitchers Returning/Lost: 8/6  
 MSU vs. USM: MSU leads series, 74-36 (since 1947)  
 2010: USM 14-3 (May 5 • Pearl, Miss.), MSU 16-9 (May 18 • Hattiesburg, Miss.)

## SOUTH ALABAMA *Jaguars* May 3 • Mobile, Ala.

Location: Mobile, Ala. Enrollment: 15,007  
 Conference: Sun Belt Conference Colors: Blue, Red & White  
 Baseball Facility (capacity): Stanky Stadium (3,575)  
 Head Coach: Steve Kittrell (*South Alabama, 1971*)  
 Record at South Alabama: 1,022-616-1 (27 seasons)  
 Career Coaching Record: 1,055-630-1 (28 seasons)  
 Staff: Mark Calvi (*Nova Southeastern, 1991*), Seth Von Behren (*Illinois State, 2000*), Alan Luckie (*Spring Hill College, 1984*)  
 Baseball Office Phone: (251) 460-6876  
 Baseball Contact: Charlie Nichols (*charlesnichols@usouthal.edu*)  
 Office Phone: (251) 414-8017 • FAX: (251) 460-7297  
 Athletics Web Site: www.USAJaguars.com  
 2010 Record: 32-27 (17-13, 5th in Sun Belt Conference)  
 Lettermen Returning/Lost: 18/14  
 Position Starters Returning/Lost: 3/6 • Pitchers Returning/Lost: 13/8  
 MSU vs. South Alabama: MSU leads series, 39-24 (since 1976)  
 2010: MSU 9-5 (April 14 • Starkville, Miss.)

## UAB *Blazers* March 9 • Birmingham, Ala.

Location: Birmingham, Ala. Enrollment: 17,543  
 Conference: Conference USA Colors: Forest Green & Old Gold  
 Baseball Facility (capacity): Jerry D. Young Memorial Field (1,000)  
 Head Coach: Brian Shoop (*Malone College, 1980*)  
 Record at UAB: 110-118 (four seasons)  
 Career Coaching Record: 802-425-1 (21 seasons)  
 Staff: Perry Roth (*Greenville College, 1997*), Josh Harper (*Berry College, 1999*), Ron Polk (*Grand Canyon, 1965*)  
 Baseball Office Phone: (205) 996-9420  
 Baseball Contact: Tyson Mathews (*mathews@uab.edu*)  
 Office Phone: (205) 996-2576 • FAX: (205) 934-7505  
 Cell Phone: (205) 504-4566  
 Athletics Web Site: www.UABsports.com  
 2010 Record: 28-25 (11-13, 1-5th in Conference USA)  
 Lettermen Returning/Lost: 15/14  
 Position Starters Returning/Lost: 7/4 • Pitchers Returning/Lost: 7/9  
 MSU vs. UAB: MSU leads series 30-9 (since 1982)  
 2010: MSU 6-5 (Feb. 23 • Starkville, Miss.)

## NON-CONFERENCE BASEBALL MEDIA RELATIONS CONTACTS

### Akron

Nick VanDemark (*niv6@zips.uakron.edu*)  
 Address: James A Rhodes Arena • Akron, OH 44325  
 Phone: (330) 972-7171 • FAX: (330) 374-8844  
 Web site: www.GoZips.com

### Alabama A&M

Brandon Willis (*aamusportsinfo@yahoo.com*)  
 Address: 4900 Meridian Street • Normal, AL 35762  
 Phone: (256) 372-4005 • FAX: (256) 372-5919  
 Web site: www.AAMUSports.com

### Alcorn State

Berret Rey (*blrey@alcorn.edu*)  
 Address: 1000 ASU Drive, #510 • Alcorn State, MS 39096  
 Phone: (601) 877-4090 • FAX: (601) 877-3821  
 Web site: www.AlcornSports.com

### Belmont

Dan Forcella (*dan\_forcella@belmont.edu*)  
 Address: 1900 Belmont Blvd. • Nashville, TN 37212  
 Phone: (615) 460-8023 • FAX: (615) 460-5584  
 Web site: www.BelmontBruins.com

### Eastern Illinois

Greg Lautzenheiser (*eiupanthers@gmail.com*)  
 Address: 600 Lincoln Avenue • Charleston, IL 61920  
 Phone: (217) 581-7020 • FAX: (217) 581-6434  
 Web site: www.EIUPanthers.com

### Georgia State

Ned Colegrove (*ecolegrove@gsu.edu*)  
 Address: P.O. Box 3975 • Atlanta, GA 30302-3975  
 Phone: (404) 413-4166 • FAX: (404) 413-4035  
 Web site: www.GeorgiaStateSports.com

### Iowa

Matthew Weitzel (*matthew.weitzel@uiowa.edu*)  
 Address: 1 Elliott Drive - Room 157 • Iowa City, IA 52242  
 Phone: (319) 335-9411 • FAX: (319) 335-9417  
 Web site: www.HawkeyeSports.com

### Lamar

Rush Wood (*rush.wood@lamar.edu*)  
 Address: 211 Redbird Lane • Beaumont, TX 77710  
 Phone: (409) 880-7845 • FAX: (409) 880-2330  
 Web site: www.LamarCardinals.com

### Lipscomb

Mark McGee (*mark.mcgee@lipscomb.edu*)  
 Address: 1 University Park Drive • Nashville, TN 37204-3951  
 Phone: (615) 966-5862 • FAX: (615) 966-1806  
 Web site: www.LipscombSports.com

### Memphis

Jason C. Redd (*mtaylor16@memphis.edu*)  
 Address: 570 Normal, Room 2003 • Memphis, TN 38152  
 Phone: (901) 678-5294 • FAX: (870) 759-2074  
 Web site: www.GoTigersGo.com

### Mississippi Valley State

William Bright Jr. (*sportsinfo@mvsu.edu*)  
 Address: P.O. Box 7246 • Itta Bena, MS 38941  
 Phone: (662) 254-3011 • FAX: (662) 254-3639  
 Web site: www.MVSUBaseball.com

### Northwestern State

Matt Bonnette (*bonnettem@nsula.edu*)  
 Address: 100 College Ave. • Natchitoches, LA 71459  
 Phone: (318) 357-6467 • FAX: (318) 357-4515  
 Web site: www.NSUDemons.com

### Sacred Heart University

Randy Brochu (*brochur@sacredheart.edu*)  
 Address: 5151 Park Avenue • Fairfield, CT 06825  
 Phone: (203) 396-8127 • FAX: (203) 371-7889  
 Web site: www.SacredHeartPioneers.com

### South Alabama

Charlie Nicholls (*charlesnichols@usouthal.edu*)  
 Address: Room 1105, HPELS Building • Mobile, AL 36688  
 Phone: (251) 414-8017 • FAX: (251) 460-7297  
 Web site: www.USAJaguars.com

### Southern Miss

Jack Duggan (*jack.duggan@usm.edu*)  
 Address: 118 College Drive, #5161 • Hattiesburg, MS 39406  
 Phone: (601) 266-4503 • FAX: (601) 266-4507  
 Web site: www.SouthernMiss.com

### UAB

Tyson Mathews (*tmathews@uab.edu*)  
 Address: 1530 Third Ave. South • Birmingham, AL 35294  
 Phone: (205) 996-2576 • FAX: (205) 934-7505  
 Web site: www.UABsports.com

# SERIES SCORES

## AKRON

- First meeting

## ALABAMA

• UA leads series, 197-183-4  
 MSU vs UA at: Tuscaloosa: 72-119-2,  
 Starkville: 104-74-2, Columbus, Miss.: 0-2,  
 Gainesville, Fla.: 2-0, Meridian, Miss.: 2-0,  
 Hoover, Ala.: 0-4, Baton Rouge: 1-0,  
 Columbus, Ga.: 0-1, Omaha, Neb.: 0-1

1896	3-9	L	Tuscaloosa
1896	2-11	L	Tuscaloosa
1904	3-6	L	Tuscaloosa
1904	3-8	L	Tuscaloosa
1904	2-5	L	Tuscaloosa
1906	0-1	L	Tuscaloosa
1906	5-4	W	Tuscaloosa
1906	1-1	T	Tuscaloosa
1911	1-6	L	Tuscaloosa
1911	3-4	L	Tuscaloosa
1911	4-1	W	Tuscaloosa
1912	2-1	W	Starkville
1912	0-4	L	Starkville
1912	4-5	L	Starkville
1913	4-5	L	Tuscaloosa
1913	1-2	L	Tuscaloosa
1913	3-4	L	Starkville
1913	6-6	T	Starkville
1913	3-8	L	Starkville
1914	10-9	W	Meridian
1914	4-2	W	Meridian
1915	1-7	L	Columbus
1915	1-2	L	Columbus
1917	2-9	L	Tuscaloosa
1917	11-9	W	Tuscaloosa
1918	2-3	L	Starkville
1918	2-1	W	Starkville
1919	3-6	L	Tuscaloosa
1919	4-14	L	Tuscaloosa
1920	4-1	W	Starkville
1920	2-3	L	Starkville
1921	5-1	W	Starkville
1921	1-0	W	Starkville
1921	4-12	L	Tuscaloosa
1921	6-5	W	Tuscaloosa
1922	2-2	T	Tuscaloosa
1922	2-6	L	Tuscaloosa
1922	4-0	W	Starkville
1922	3-2	W	Starkville
1923	6-4	W	Tuscaloosa
1923	2-5	L	Tuscaloosa
1924	3-5	L	Starkville
1924	8-6	W	Tuscaloosa
1924	6-1	W	Tuscaloosa
1925	1-3	L	Tuscaloosa
1925	4-7	L	Tuscaloosa
1925	4-11	L	Starkville
1925	4-3	W	Starkville
1926	3-6	L	Tuscaloosa
1926	8-6	W	Tuscaloosa
1926	1-3	L	Starkville
1926	5-4	W	Starkville
1926	10-4	W	Starkville
1927	1-10	L	Starkville
1927	3-11	L	Starkville
1927	2-4	L	Tuscaloosa
1928	7-9	L	Starkville
1928	4-6	L	Starkville
1928	12-13	L	Tuscaloosa
1928	2-0	W	Tuscaloosa
1929	0-2	L	Tuscaloosa
1929	8-7	W	Tuscaloosa
1929	4-1	W	Starkville
1929	4-2	W	Starkville
1930	3-4	L	Tuscaloosa
1930	0-3	L	Tuscaloosa
1930	3-4	L	Starkville
1930	6-4	W	Starkville
1931	7-5	W	Starkville
1931	3-2	W	Starkville
1931	3-7	L	Tuscaloosa
1931	1-5	L	Tuscaloosa
1932	6-7	L	Tuscaloosa
1932	6-8	L	Tuscaloosa
1932	2-4	L	Starkville
1932	6-7	L	Starkville
1933	0-4	L	Starkville
1933	2-5	L	Starkville
1933	12-4	W	Tuscaloosa
1933	3-9	L	Tuscaloosa
1934	3-5	L	Starkville
1934	4-3	W	Starkville
1934	6-7	L	Tuscaloosa
1934	4-5	L	Tuscaloosa
1935	6-3	W	Starkville
1935	0-17	L	Starkville
1935	1-2	L	Starkville
1936	5-15	L	Tuscaloosa
1936	3-13	L	Tuscaloosa

1936	3-2	W	Starkville
1936	5-5	T	Starkville
1937	6-2	W	Starkville
1937	7-9	L	Tuscaloosa
1937	3-11	L	Tuscaloosa
1938	0-10	L	Tuscaloosa
1938	4-9	L	Tuscaloosa
1938	6-5	W	Starkville
1938	3-4	L	Starkville
1939	2-1	W	Starkville
1939	7-4	W	Starkville
1939	6-11	L	Tuscaloosa
1939	4-5	L	Tuscaloosa
1940	8-12	L	Tuscaloosa
1940	5-11	L	Tuscaloosa
1940	7-3	W	Starkville
1940	3-7	L	Starkville
1941	3-6	L	Starkville
1941	4-5	L	Starkville
1941	1-13	L	Tuscaloosa
1941	3-9	L	Tuscaloosa
1942	1-9	L	Tuscaloosa
1942	5-4	L	Starkville
1942	9-8	W	Starkville
1943	10-29	L	Starkville
1943	6-3	W	Starkville
1943	2-4	L	Tuscaloosa
1943	4-12	L	Tuscaloosa
1946	1-20	L	Tuscaloosa
1946	8-10	L	Tuscaloosa
1946	1-12	L	Starkville
1946	12-13	L	Starkville
1947	1-3	L	Tuscaloosa
1947	3-6	L	Tuscaloosa
1947	5-8	L	Starkville
1947	10-4	W	Starkville
1948	6-3	W	Starkville
1948	8-6	W	Starkville
1948	0-9	L	Tuscaloosa
1948	5-8	L	Tuscaloosa
1949	7-4	W	Starkville
1949	3-1	W	Tuscaloosa
1949	3-7	W	Starkville
1949	3-8	L	Starkville
1950	3-6	L	Tuscaloosa
1950	1-0	W	Tuscaloosa
1950	5-11	L	Starkville
1950	4-3	W	Starkville
1951	17-10	W	Starkville
1951	3-5	L	Starkville
1951	3-4	L	Tuscaloosa
1951	2-4	L	Tuscaloosa
1951	2-6	L	Starkville
1952	5-3	L	Starkville
1953	6-1	W	Tuscaloosa
1953	5-1	W	Tuscaloosa
1953	3-0	W	Starkville
1954	0-3	L	Starkville
1954	7-4	W	Starkville
1954	9-18	L	Tuscaloosa
1954	5-2	W	Tuscaloosa
1955	2-3	L	Starkville
1955	6-5	W	Starkville
1955	2-5	L	Tuscaloosa
1955	3-5	L	Tuscaloosa
1956	2-4	L	Starkville
1956	3-6	L	Starkville
1956	4-1	W	Starkville
1957	0-3	L	Tuscaloosa
1957	1-2	L	Tuscaloosa
1957	7-1	W	Tuscaloosa
1958	0-7	L	Tuscaloosa
1958	5-4	W	Tuscaloosa
1958	3-1	W	Starkville
1958	2-3	L	Starkville
1959	2-6	L	Tuscaloosa
1959	5-8	L	Tuscaloosa
1959	4-6	L	Starkville
1959	4-5	L	Starkville
1960	6-7	L	Starkville
1960	7-9	L	Starkville
1960	9-5	W	Tuscaloosa
1960	2-7	L	Tuscaloosa
1961	7-5	W	Starkville
1961	2-8	L	Starkville
1961	10-1	W	Tuscaloosa
1961	5-3	W	Tuscaloosa
1962	3-2	W	Tuscaloosa
1962	8-3	W	Starkville
1962	3-7	L	Starkville
1962	9-5	W	Starkville
1962	9-0	W	Starkville
1963	1-0	W	Tuscaloosa
1963	19-5	W	Tuscaloosa
1963	6-5	W	Starkville
1963	10-4	W	Starkville
1964	5-3	W	Starkville
1964	4-7	W	Starkville
1964	4-14	L	Tuscaloosa
1964	3-4	L	Tuscaloosa
1965	11-0	W	Starkville

1965	0-1	W	Starkville
1965	3-2	W	Tuscaloosa
1965	1-0	W	Tuscaloosa
1966	5-1	W	Starkville
1966	2-1	W	Starkville
1966	7-9	L	Tuscaloosa
1966	4-1	W	Tuscaloosa
1967	4-0	W	Starkville
1967	4-1	W	Starkville
1967	0-5	L	Starkville
1967	1-8	L	Tuscaloosa
1967	3-2	W	Tuscaloosa
1967	2-4	L	Tuscaloosa
1968	5-3	W	Tuscaloosa
1968	2-3	L	Tuscaloosa
1968	11-5	W	Tuscaloosa
1968	8-7	W	Starkville
1968	0-11	L	Starkville
1968	0-6	L	Starkville
1969	4-3	W	Tuscaloosa
1969	4-1	W	Starkville
1969	2-1	W	Starkville
1969	0-4	L	Tuscaloosa
1969	1-3	L	Tuscaloosa
1969	6-2	W	Tuscaloosa
1970	2-3	L	Tuscaloosa
1970	2-1	W	Tuscaloosa
1970	4-1	W	Starkville
1970	1-0	W	Starkville
1970	5-1	W	Starkville
1971	6-4	W	Tuscaloosa
1971	9-6	W	Tuscaloosa
1971	5-6	L	Tuscaloosa
1971	8-7	W	Starkville
1971	6-2	W	Starkville
1971	7-8	L	Starkville
1972	4-3	W	Tuscaloosa
1972	1-7	L	Tuscaloosa
1972	2-15	L	Tuscaloosa
1972	8-1	W	Starkville
1972	2-0	W	Starkville
1972	0-3	L	Tuscaloosa
1973	5-7	L	Starkville
1973	0-3	L	Starkville
1973	0-4	L	Tuscaloosa
1973	3-1	W	Tuscaloosa
1973	3-5	L	Tuscaloosa
1974	1-0	W	Tuscaloosa
1974	2-3	L	Tuscaloosa
1974	2-5	L	Tuscaloosa
1974	0-1	L	Starkville
1974	3-1	W	Starkville
1974	6-1	W	Starkville
1975	1-4	L	Tuscaloosa
1975	4-3	W	Tuscaloosa
1975	0-2	L	Tuscaloosa
1975	0-1	L	Starkville
1975	4-0	W	Starkville
1976	4-5	L	Tuscaloosa
1976	4-5	L	Tuscaloosa
1976	0-4	L	Tuscaloosa
1976	3-2	W	Starkville
1976	5-4	W	Starkville
1976	1-2	L	Starkville
1977	4-3	W	Starkville
1977	9-4	W	Starkville
1977	4-5	L	Tuscaloosa
1977	8-4	W	Tuscaloosa
1977	2-3	L	Tuscaloosa
1978	0-1	L	Tuscaloosa
1978	6-4	W	Tuscaloosa
1979	5-1	W	Starkville
1979	6-1	W	Starkville
1979	6-4	W	Tuscaloosa
1979	2-0	W	Tuscaloosa
1980	13-12	W	Starkville
1980	3-5	L	Starkville
1980	5-7	L	Starkville
1980	4-3	W	Tuscaloosa
1980	4-9	L	Tuscaloosa
1980	15-11	W	Tuscaloosa
1981	5-3	W	Tuscaloosa
1981	1-2	L	Tuscaloosa
1981	4-8	L	Tuscaloosa
1981	8-4	W	Starkville
1981	5-3	W	Starkville
1981	13-5	W	Starkville
1982	10-2	W	Starkville
1982	6-4	W	Starkville
1982	5-6	L	Starkville
1982	15-0	W	Tuscaloosa
1982	2-16	L	Tuscaloosa
1982	6-12	L	Tuscaloosa
1983	18-6	W	Starkville
1983	6-5	W	Starkville
1983	13-10	W	Tuscaloosa
1983	12-10	W	Tuscaloosa
1983	9-10	L	Tuscaloosa
1983	9-12	L	Starkville
1984	8-1	W	Starkville

1984	5-2	W	Starkville
1984	10-3	W	Starkville
1984	8-2	W	Tuscaloosa
1984	3-4	L	Tuscaloosa
1984	3-10	L	Tuscaloosa
1984	8-4	W	\$-Gainesville, Fla.
1985	4-7	L	Starkville
1985	17-10	W	Starkville
1985	11-5	W	Starkville
1985	5-6	L	Tuscaloosa
1985	14-4	W	Tuscaloosa
1985	6-4	W	Tuscaloosa
1986	5-7	L	Tuscaloosa
1986	2-4	L	Tuscaloosa
1986	8-5	W	Tuscaloosa
1987	10-3	W	Starkville
1987	4-1	W	Starkville
1987	7-2	W	Starkville
1988	7-6	W	Tuscaloosa
1988	3-6	L	Tuscaloosa
1988	5-2	W	Tuscaloosa
1988	8-15	L	Starkville
1989	4-3	W	Starkville
1989	4-5	L	Starkville
1989	11-10	W	\$-Gainesville, Fla.
1990	4-7	L	Tuscaloosa
1990	4-2	W	Tuscaloosa
1990	10-6	W	Tuscaloosa
1991	8-1	W	Starkville
1991	2-0	W	Starkville
1991	11-14	L	\$-Baton Rouge, La.
1991	15-10	W	\$-Baton Rouge, La.
1992	10-11	L	Tuscaloosa
1992	8-6	W	Tuscaloosa
1992	15-2	W	Tuscaloosa
1993	7-4	W	Starkville
1993	2-0	W	Starkville
1993	9-3	W	Starkville
19			

# SERIES SCORES

## AUBURN

• MSU leads series, 89-83-1

MSU vs. AU at: Auburn: 29-49, Columbus, Miss.: 3-0-1, Montgomery, Ala.: 1-0, Starkville: 48-28, Opelika, Ala.: 2-0, Tallahassee, Fla.: 1-1, Gainesville, Fla.: 1-3, Athens, Ga.: 1-0, Hoover, Ala.: 1-0, Baton Rouge, La.: 1-0, New Orleans, La.: 1-0, Oxford, Miss.: 0-2
1908 4-5 L Auburn
1908 4-6 L Auburn
1908 4-6 L Auburn
1912 4-6 L Auburn
1912 9-10 L Auburn
1912 1-2 L Auburn
1915 3-0 W Columbus
1915 4-3 W Columbus
1915 1-1 T Columbus
1916 2-5 L Auburn
1916 1-3 L Auburn
1916 4-5 L Auburn
1924 4-0 W Montgomery
1929 1-4 L Starkville
1929 2-8 L Starkville
1947 1-4 L Starkville
1947 7-1 W Auburn
1947 9-6 W Auburn
1948 6-2 W Starkville
1948 8-5 W Opelika
1948 2-1 W Opelika
1965 10-1 W Columbus
1965 2-3 L Auburn
1965 1-2 L Auburn
1966 2-4 L Tallahassee
1966 6-5 W Tallahassee
1975 8-9 L Starkville
1975 1-3 L Starkville
1975 3-0 L Starkville
1975 4-5 L Auburn
1975 0-6 L Auburn
1976 6-1 W Auburn
1976 3-1 W Auburn
1976 0-7 L Starkville
1976 1-2 L Starkville
1976 1-3 L Starkville
1977 3-0 W Starkville
1977 5-0 W Starkville
1977 12-1 W Starkville
1977 0-3 L Auburn
1977 4-6 L Auburn
1977 6-15 L Auburn
1978 7-1 W Auburn
1978 6-2 W Auburn
1978 8-11 L Auburn
1978 4-2 W Starkville
1978 12-3 W Starkville
1978 7-8 L Starkville
1978 7-10 L Gainesville
1978 3-2 W Gainesville
1978 5-8 L Gainesville
1979 13-5 W Starkville
1979 11-2 W Starkville
1979 4-1 W Auburn
1979 0-3 L Auburn
1979 7-1 W Auburn
1980 4-5 L Auburn
1980 4-13 L Auburn
1980 5-7 L Auburn
1980 2-1 W Starkville
1980 2-3 L Starkville
1980 4-1 W Starkville
1981 7-8 L Starkville
1981 3-4 L Starkville
1981 8-3 W Starkville
1981 4-6 L Auburn
1981 3-2 W Auburn
1981 12-6 W Auburn
1982 5-6 L Auburn
1982 4-7 L Auburn
1982 3-4 L Auburn
1982 9-2 W Starkville
1982 6-0 W Starkville
1982 10-0 W Starkville
1983 8-0 W Starkville
1983 5-1 W Starkville
1983 7-2 W Starkville
1983 8-5 W Auburn
1983 19-8 W Auburn
1984 6-0 W Starkville
1984 6-1 W Starkville
1984 14-1 W Starkville
1984 5-2 W Auburn
1984 12-4 W Auburn
1985 4-1 W Starkville
1985 3-2 W Starkville
1985 14-0 W Starkville
1985 2-3 L Auburn
1985 1-3 L Auburn
1985 1-8 L Auburn
1986 6-7 L Auburn

1986 7-5 W Auburn
1986 1-7 L Auburn
1987 4-8 L Starkville
1987 9-3 L Starkville
1987 8-10 L Starkville
1987 4-3 W Athens
1988 2-3 L Auburn
1988 11-3 W Auburn
1988 5-1 W Auburn
1988 10-7 W Starkville
1989 7-0 W Starkville
1989 13-3 W Starkville
1989 11-5 W Starkville
1989 3-5 L Gainesville
1990 5-15 L Auburn
1990 13-0 W Auburn
1990 4-8 L Auburn
1990 16-2 W Hoover
1991 2-1 W Starkville
1991 5-4 W Starkville
1991 9-7 W Starkville
1991 1-0 W Baton Rouge
1992 5-6 L Auburn
1992 4-1 W Auburn
1992 8-3 W Auburn
1992 4-1 W New Orleans
1993 4-2 W Starkville
1993 1-6 L Starkville
1993 1-12 L Starkville
1994 4-1 W Auburn
1994 5-19 L Auburn
1994 2-4 L Auburn
1994 1-2 L Oxford
1994 5-9 L Oxford
1994 1-5 L Starkville
1995 6-3 W Starkville
1995 2-4 L Starkville
1996 8-0 W Auburn
1996 10-3 W Auburn
1996 1-3 L Auburn
1997 4-12 L Starkville
1997 4-6 L Starkville
1997 8-6 W Starkville
1998 13-4 W Auburn
1998 8-0 W Auburn
1999 13-3 W Starkville
1999 16-2 W Starkville
1999 2-8 L Starkville
2000 3-6 L Auburn
2000 10-9 W Auburn
2000 5-9 L Auburn
2001 2-1 W Starkville
2001 4-0 W Auburn
2001 8-2 W Starkville
2002 5-7 L Auburn
2002 12-1 W Auburn
2002 7-19 L Auburn
2003 4-2 W Starkville
2003 5-8 L Starkville
2003 3-7 L Starkville
2004 6-4 W Auburn
2004 9-8 W Auburn
2004 5-6 L Auburn
2005 4-1 W Starkville
2005 7-8 L Starkville
2005 4-0 W Auburn
2006 4-9 L Auburn
2006 17-10 W Auburn
2006 3-7 L Auburn
2007 4-1 W Starkville
2007 11-6 W Starkville
2007 9-5 W Starkville
2008 4-11 L Auburn
2008 4-3 W Auburn
2008 2-12 L Auburn
2009 8-9 L Starkville
2009 8-3 W Starkville
2009 10-12 L Starkville
2010 6-9 L Auburn
2010 14-16 L Auburn
2010 8-11 L Auburn

## BELMONT

• First meeting

## EASTERN ILLINOIS

• MSU leads series, 2-0  
MSU vs. Eastern Illinois at ... Starkville: 2-0  
2005 3-1 W Starkville  
2005 16-6 W Starkville

## FLORIDA

• UF leads series, 50-39  
MSU vs UF at: Starkville: 19-21, Gainesville: 16-23, Hoover: 1-2, Athens, Ga.: 1-0, Baton Rouge, La.: 1-0, Omaha, Neb.: 1-0, Oxford, Miss.: 0-1

1923 10-0 W Starkville
1923 9-0 W Starkville
1927 2-0 W Gainesville
1927 5-2 W Gainesville
1927 5-4 W Gainesville
1928 6-2 W Starkville
1928 5-4 W Starkville
1948 8-7 W Starkville
1948 15-3 W Gainesville
1948 7-5 W Gainesville
1962 3-8 L Starkville
1962 3-2 W Starkville
1962 7-8 L Starkville
1964 10-2 W Gainesville
1964 1-6 L Gainesville
1977 1-3 L Oxford
1978 8-3 W Gainesville
1979 12-11 W Starkville
1981 3-8 L Starkville
1983 5-3 W Starkville
1985 8-3 W Baton Rouge
1986 9-3 W Gainesville
1986 5-1 W Gainesville
1986 5-9 L Starkville
1987 6-11 L Starkville
1987 7-4 W Starkville
1987 2-8 L Starkville
1987 5-4 W Athens
1988 5-6 L Gainesville
1988 1-5 L Gainesville
1988 8-13 L Gainesville
1988 1-3 L Starkville
1988 3-5 L Starkville
1989 4-3 W Starkville
1989 5-4 W Starkville
1989 14-3 W Starkville
1990 8-10 L Gainesville
1990 18-4 W Gainesville
1990 7-2 W Gainesville
1990 8-2 W Hoover
1991 1-5 L Starkville
1991 1-3 L Starkville
1994 3-5 L Starkville
1994 5-6 L Starkville
1995 0-2 L Gainesville
1995 1-2 L Gainesville
1995 2-10 L Gainesville
1996 0-10 L Gainesville
1996 6-10 L Gainesville
1996 5-6 L Hoover
1997 2-4 L Starkville
1997 2-14 L Starkville
1997 10-15 L Starkville
1998 8-14 L Auburn
1998 5-6 L Gainesville
1998 5-6 L Gainesville
1998 14-13 W # - Omaha
1999 9-0 W Starkville
1999 4-6 L Starkville
1999 15-8 W Starkville
2000 20-3 W Starkville
2000 6-9 L Starkville
2000 12-7 W Starkville
2001 4-11 L Gainesville
2001 2-4 L Gainesville
2001 5-6 L Gainesville
2002 4-5 L Starkville
2002 3-5 L Starkville
2002 0-4 L Starkville
2002 0-5 L Hoover
2003 5-13 L Gainesville
2003 6-5 W Gainesville
2003 6-14 L Starkville
2004 11-2 W Starkville
2004 6-16 L Starkville
2004 3-8 L Starkville
2005 2-8 L Gainesville
2005 1-2 L Gainesville
2005 6-5 L Gainesville
2006 6-2 W Starkville
2006 8-1 W Starkville
2006 6-9 L Starkville
2007 12-9 W Gainesville
2007 8-10 L Gainesville
2007 14-13 W Gainesville
2010 2-7 L Gainesville
2010 4-5 L Gainesville
2010 1-4 L Gainesville

## GEORGIA

• UG leads series, 41-40  
MSU vs UG at: Starkville: 21-19, Athens: 13-17, Baton Rouge: 3-0, Gainesville: 1-1, Hoover: 2-1, New Orleans: 0-2, Omaha: 0-1  
1915 0-3 L Athens  
1915 0-4 L Athens  
1916 9-0 W Starkville  
1916 7-13 L Starkville  
1923 4-5 L Starkville

1923 2-1 W Starkville
1953 1-3 L Starkville
1953 0-1 L Starkville
1978 9-3 W Gainesville
1985 2-0 W Baton Rouge
1985 8-3 W Baton Rouge
1986 2-3 L Starkville
1986 13-2 W Starkville
1986 7-14 L Starkville
1987 6-4 W Athens
1987 0-5 L Athens
1987 6-5 W Athens
1988 25-7 W Starkville
1988 8-1 W Starkville
1988 13-0 W Starkville
1988 4-2 W Starkville
1989 3-1 W Athens
1989 13-1 W Athens
1989 13-7 W Athens
1989 6-15 L Gainesville
1990 0-9 L Starkville
1990 1-12 L Starkville
1990 22-6 W Starkville
1990 0-3 L Omaha
1991 14-3 W Baton Rouge
1991 4-6 L Athens
1991 6-0 W Athens
1992 5-4 W Starkville
1992 6-8 L Starkville
1992 1-10 L Starkville
1992 4-6 L New Orleans
1992 3-6 L New Orleans
1993 4-5 L Athens
1993 3-4 L Athens
1993 5-10 L Athens
1996 4-3 W Starkville
1996 5-4 W Starkville
1996 5-2 W Starkville
1997 19-8 W Athens
1997 14-9 W Athens
1997 3-2 W Athens
1998 5-4 W Starkville
1998 9-5 W Starkville
1998 7-1 W Starkville
1999 5-1 W Athens
1999 1-4 L Athens
2000 0-5 L Hoover
2001 8-4 W Hoover
2002 7-5 W Starkville
2002 14-4 W Starkville
2002 2-9 L Starkville
2002 10-3 W Hoover
2003 5-6 L Athens
2003 7-5 W Athens
2003 8-9 L Athens
2004 6-7 L Starkville
2004 4-8 L Starkville
2004 6-8 L Starkville
2005 1-5 L Athens
2005 6-0 W Athens
2005 3-6 L Athens
2006 15-5 W Starkville
2006 1-6 L Starkville
2006 2-4 L Starkville
2007 4-2 W Athens
2007 1-2 (7) L Athens
2007 3-5 (7) L Athens
2008 3-2 (10) W Starkville
2008 1-5 L Starkville
2008 3-5 (10) L Starkville
2009 3-5 L Athens
2009 0-4 L Athens
2009 6-10 L Athens
2010 9-8 W Starkville
2010 4-7 L Starkville
2010 11-10 W Starkville

## GEORGIA STATE

• MSU leads series, 2-0  
MSU vs. Georgia State at ... Starkville: 2-0  
1972 9-1 W Starkville  
1972 11-0 W Starkville

## IOWA

• MSU leads series, 4-1  
MSU vs. Iowa at ... Starkville: 4-1  
1926 13-4 W Starkville  
1926 2-4 L Starkville  
1927 1-0 W Starkville  
1928 8-5 W Starkville  
1975 11-8 W Starkville

## LAMAR

• First meeting

## LIPSCOMB

• MSU leads series, 3-0  
MSU vs. Lipscomb at ... Starkville: 3-0  
2003 8-1 W Starkville  
2003 3-1 W Starkville  
2003 12-1 L Starkville

## LOUISIANA STATE

• MSU leads series, 200-164-1  
MSU vs. LSU at: Starkville: 109-64-1, Baton Rouge: 76-92, New Orleans: 2-2, Hoover, Ala.: 3-4, Monroe, La.: 1-1, Athens, Ga.: 1-0, Brookhaven, Miss.: 1-0, McComb, Miss.: 1-0, Omaha, Neb. 0-1

1907 1-3 L Starkville
1907 5-9 L Starkville
1907 4-3 W Starkville
1908 2-1 W Starkville
1908 7-4 W Starkville
1908 3-0 W Starkville
1909 0-3 L Baton Rouge
1909 4-1 W Baton Rouge
1909 1-0 W Baton Rouge
1911 1-0 W Starkville
1911 4-6 L Starkville
1911 5-2 W Starkville
1912 6-5 W Starkville
1912 5-3 W Starkville
1912 2-0 W Starkville
1913 10-2 W Baton Rouge
1913 7-4 W Baton Rouge
1913 11-7 W Baton Rouge
1915 3-2 W Starkville
1915 4-1 W Starkville
1917 0-0 T Starkville
1917 5-2 W Starkville
1918 2-1 W Baton Rouge
1918 5-11 L Baton Rouge
1918 0-1 L Starkville
1918 0-1 L Starkville
1921 1-0 W Baton Rouge
1921 6-0 W Baton Rouge
1922 9-5 W Baton Rouge
1922 5-6 L Baton Rouge
1923 9-1 W Brookhaven
1923 21-3 W McComb
1924 14-5 W Baton Rouge
1925 10-4 W Starkville
1925 17-6 W Starkville
1926 12-4 W Baton Rouge
1926 11-3 W Starkville
1926 7-9 L Starkville
1928 0-1 L Baton Rouge
1928 12-0 W Baton Rouge
1930 2-3 L Baton Rouge
1930 8-4 W Starkville
1930 8-4 W Starkville
1931 3-7 L Baton Rouge
1931 8-2 W Baton Rouge
1931 1-2 L Starkville
1932 6-7 L Baton Rouge
1932 8-6 W Baton Rouge
1932 12-0 W Starkville
1932 13-10 W Starkville
1933 3-0 W Baton Rouge
1933 9-2 W Baton Rouge
1933 1-0 W Starkville
1933 17-5 W Starkville
1934 11-2 W Baton Rouge
1934 9-10 L Starkville
1934 25-6 W Starkville
1935 15-5 W Starkville
1935 6-5 W Starkville
1935 2-5 L Baton Rouge
1935 16-2 W Baton Rouge
1936 0-6 L Baton Rouge
1936 4-3 W Starkville
1936 2-3 L Starkville
1937 5-1 W Baton Rouge
1937 10-4 W Baton Rouge
1937 5-4 W Starkville
1937 13-2 W Starkville
1938 4-1 W Baton Rouge
1938 1-8 L Baton Rouge
1939 3-8 L Baton Rouge
1939 1-4 L Baton Rouge
1939 4-5 L Starkville
1940 0-7 L Baton Rouge
1940 2-8 L Baton Rouge
1940 5-21 L Starkville
1941 14-0 W Baton Rouge
1941 2-10 L Baton Rouge
1941 4-1 W Starkville
1941 5-4 W Starkville
1942 1-0 W Baton Rouge
1942 2-3 L Baton Rouge
1942 1-4 L Starkville
1942 26-3 W Starkville
1943 3-6 L Baton Rouge
1943 0-4 L Baton Rouge
1943 5-16 L Starkville

# SERIES SCORES

1943 6-5 W Starkville	1970 5-3 W Baton Rouge	1990 3-1 W \$-Hoover, Ala.	1971 6-2 W Starkville	1895 5-5 T Oxford
1946 0-21 L Baton Rouge	1970 5-0 W Starkville	1991 4-6 L @ Baton Rouge	1972 2-11 L Memphis	1897 5-2 W Columbus
1946 1-19 L Baton Rouge	1971 0-2 L Baton Rouge	1991 2-4 L Baton Rouge	1972 1-4 L Memphis	1897 0-9 W L (forfeit) Oxford
1946 6-9 L Starkville	1971 1-3 L Baton Rouge	1991 5-6 L Baton Rouge	1973 0-9 L Starkville	1904 11-10 W Columbus
1946 1-12 L Starkville	1971 1-9 L Baton Rouge	1991 2-8 L \$-Baton Rouge	1973 6-15 L Starkville	1904 4-7 L Columbus
1947 9-5 W Baton Rouge	1971 2-1 W Starkville	1991 4-9 L \$-Baton Rouge	1974 3-0 W Memphis	1904 4-3 W Columbus
1947 4-5 L Baton Rouge	1971 7-4 W Starkville	1992 3-8 L Baton Rouge	1974 0-1 L Memphis	1905 6-5 W Oxford
1947 5-13 L Starkville	1971 1-2 W Starkville	1992 3-5 L Baton Rouge	1975 9-2 W Starkville	1905 6-7 L Kosciusko
1947 7-4 W Starkville	1972 2-4 L Baton Rouge	1992 3-5 L Baton Rouge	1975 0-4 L Starkville	1905 7-8 L Kosciusko
1948 3-5 L Baton Rouge	1972 1-0 W Baton Rouge	1993 7-4 W %New Orleans	1976 5-6 L Memphis	1906 7-11 L Oxford
1948 16-17 L Baton Rouge	1972 4-3 W Baton Rouge	1993 4-3 W Starkville	1976 1-5 L Memphis	1906 9-5 W Oxford
1948 6-2 W Starkville	1972 4-1 W Starkville	1993 2-3 L Starkville	1977 12-3 W Starkville	1906 5-4 W Kosciusko
1948 15-8 W Starkville	1972 3-4 L Starkville	1993 7-13 L Starkville	1977 17-3 W Starkville	1907 0-4 L Starkville
1949 9-7 W Baton Rouge	1972 2-1 W Starkville	1993 5-3 W \$-Baton Rouge	1978 3-5 L Memphis	1907 0-3 L Starkville
1949 9-7 W Baton Rouge	1973 0-0 W Starkville	1993 3-7 L \$-Baton Rouge	1978 8-4 W Memphis	1907 7-8 L Starkville
1949 7-2 W Starkville	1973 6-5 W Starkville	1994 0-3 L Baton Rouge	1988 1-10 L Starkville	1908 2-3 L Oxford
1949 16-4 W Starkville	1973 0-6 L Baton Rouge	1994 7-4 W Baton Rouge	1988 8-5 W Starkville	1908 3-0 W Oxford
1950 2-11 L Baton Rouge	1973 2-3 L Baton Rouge	1994 9-1 W Baton Rouge	1989 10-3 W Memphis	1909 3-0 W Starkville
1950 3-4 L Baton Rouge	1973 0-3 L Baton Rouge	1995 6-3 W Starkville	1989 9-1 W Starkville	1909 11-4 W Starkville
1950 5-2 W Starkville	1974 3-1 W Baton Rouge	1995 12-10 W Starkville	1990 2-4 L Starkville	1909 1-0 W Grenada
1950 7-1 W Starkville	1974 2-6 L Baton Rouge	1995 4-6 L Baton Rouge	1991 5-4 W Memphis	1910 2-3 L Oxford
1951 2-16 L Starkville	1974 1-3 L Baton Rouge	1995 6-14 L \$-Starkville	1991 10-2 W Memphis	1910 3-12 L Greenville
1952 0-4 L Baton Rouge	1974 1-0 W Starkville	1996 4-8 L %New Orleans	1992 15-5 W Starkville	1910 1-3 L Greenville
1952 9-10 L Baton Rouge	1974 3-2 W Starkville	1996 7-8 L Baton Rouge	1992 7-6 W Starkville	1911 0-3 L Starkville
1952 6-7 L Starkville	1975 0-11 L Starkville	1996 9-17 L Baton Rouge	1993 4-8 L Memphis	1911 7-2 W Starkville
1952 8-7 W Starkville	1975 0-11 L Starkville	1996 11-10 W Baton Rouge	1994 4-10 L Starkville	1911 3-2 W Gulfport
1953 13-0 W Baton Rouge	1975 4-5 L Starkville	1997 9-6 W Starkville	1994 3-5 L Starkville	1912 5-4 W Oxford
1953 2-1 W Baton Rouge	1975 0-3 L Starkville	1997 12-20 W Starkville	1995 11-7 W Memphis	1912 5-6 L Oxford
1953 16-7 W Starkville	1975 3-4 L Baton Rouge	1997 4-1 W Starkville	1995 7-5 W Memphis	1912 6-1 W Meridian
1953 4-11 L Starkville	1975 2-3 L Baton Rouge	1998 11-3 W %New Orleans	1996 2-3 L Starkville	1914 4-3 W Oxford
1954 7-6 W Baton Rouge	1975 1-5 L Baton Rouge	1998 5-8 W Baton Rouge	1996 6-3 W Starkville	1914 0-4 L Starkville
1954 4-7 L Baton Rouge	1975 0-8 L Baton Rouge	1998 8-3 W Baton Rouge	1997 14-6 W Memphis	1914 2-6 L Columbus
1954 7-1 W Starkville	1976 2-1 W Starkville	1998 5-11 L Baton Rouge	1997 5-4 W Memphis	1914 3-4 L Jackson
1954 2-1 W Starkville	1976 6-5 W Starkville	1998 7-5 W \$-Hoover, Ala.	1998 8-7 W Starkville	1916 5-8 L Oxford
1955 4-9 L Starkville	1976 10-9 W Starkville	1998 8-10 L #-Omaha, Neb.	1998 9-1 W Starkville	1916 3-1 W Oxford
1955 3-2 W Starkville	1976 1-4 L Baton Rouge	1999 8-10 L Baton Rouge	2000 14-2 W Millington, Tenn.	1916 4-3 W Starkville
1955 12-4 W Baton Rouge	1976 2-0 W Baton Rouge	1999 7-1 W Starkville	2000 4-1 W Millington, Tenn.	1916 7-6 W Starkville
1955 13-10 W Baton Rouge	1976 1-4 L Baton Rouge	1999 2-3 L Starkville	2003 12-3 W Memphis	1917 2-0 W Starkville
1956 0-3 L Baton Rouge	1977 8-11 L Starkville	2000 15-13 W Baton Rouge	2003 7-8 L Memphis	1917 5-4 W Columbus
1956 10-1 W Baton Rouge	1977 7-1 W Starkville	2000 15-18 W Baton Rouge	2004 10-2 W Starkville	1917 0-0 T Tupelo
1956 2-5 L Baton Rouge	1977 7-1 W Starkville	2000 10-3 W Baton Rouge	2004 7-2 W Starkville	1917 12-3 W Oxford
1957 4-1 W Starkville	1978 2-1 W Baton Rouge	2001 1-9 L Starkville	2005 11-8 W Starkville	1918 0-2 L Starkville
1957 4-1 W Starkville	1978 2-5 L Baton Rouge	2001 1-7 L Starkville	2005 4-2 W Starkville	1918 7-3 W Columbus
1957 0-2 L Starkville	1978 4-1 W Baton Rouge	2001 13-0 W Starkville	2006 12-8 W Memphis	1918 1-4 L West Point
1958 5-2 W Baton Rouge	1978 12-4 W Starkville	2001 4-1 W \$-Hoover, Ala.	2006 5-3 W Memphis	1918 0-7 L Oxford
1958 3-7 L Baton Rouge	1978 7-6 W Starkville	2002 15-4 W Baton Rouge	2007 9-8 W Starkville	1919 4-2 W Oxford
1958 1-3 L Starkville	1978 26-13 W Starkville	2002 3-7 L Baton Rouge	2007 11-9 W Starkville	1919 3-4 L Oxford
1958 5-7 L Starkville	1979 3-1 W Baton Rouge	2003 4-2 W Starkville	2008 8-9 (10) L Memphis	1919 7-3 W Starkville
1959 7-0 W +Monroe, La.	1979 1-2 L Baton Rouge	2003 5-0 W Starkville	2008 4-1 W Starkville	1919 5-3 W Starkville
1959 8-6 W Baton Rouge	1979 5-0 W Starkville	2003 1-6 L Starkville	2009 6-3 W Starkville	1920 3-0 W Starkville
1959 4-6 L Baton Rouge	1979 5-2 W Starkville	2003 2-7 L \$-Hoover	2009 6-5 W Memphis	1920 3-0 W Starkville
1959 3-2 W Starkville	1979 12-5 W \$-Starkville	2003 5-17 L \$-Hoover	2010 7-6 W Starkville	1920 3-4 L Oxford
1959 4-3 W Starkville	1980 2-5 L Starkville	2004 7-3 W Baton Rouge	1920 4-5 L Oxford	1920 4-5 L Oxford
1960 6-5 W Starkville	1980 0-2 L Starkville	2004 6-11 L Baton Rouge	1921 1-4 L Oxford	1921 1-4 L Oxford
1960 7-8 L Starkville	1980 9-7 W Starkville	2004 3-14 L Baton Rouge	1921 7-2 W Oxford	1921 7-2 W Oxford
1960 4-6 L +Monroe, La.	1981 15-1 W Starkville	2005 5-7 L Starkville	1921 3-6 L Starkville	1921 3-6 L Starkville
1960 2-1 W Baton Rouge	1981 5-2 W Starkville	2005 5-3 W Starkville	1921 3-2 W Starkville	1921 3-2 W Starkville
1960 10-9 W Baton Rouge	1981 11-1 W Baton Rouge	2005 2-3 L Starkville	1922 4-0 W Starkville	1922 4-0 W Starkville
1961 2-4 L Baton Rouge	1981 7-2 W Baton Rouge	2005 9-2 W \$-Hoover	1922 2-0 W Starkville	1922 2-0 W Starkville
1961 9-4 W Baton Rouge	1981 12-4 W Baton Rouge	2006 11-1 W Baton Rouge	1922 5-3 W Oxford	1922 5-3 W Oxford
1961 2-3 L Starkville	1982 16-3 W Starkville	2006 6-8 L Baton Rouge	1922 3-2 W Oxford	1922 3-2 W Oxford
1961 2-4 L Starkville	1982 0-3 L Starkville	2006 7-6 W Baton Rouge	1923 8-1 W Oxford	1923 8-1 W Oxford
1962 3-4 L Baton Rouge	1982 2-6 L Starkville	2007 12-3 W Starkville	1923 9-5 W Oxford	1923 9-5 W Oxford
1962 5-3 W Baton Rouge	1982 2-1 W Baton Rouge	2007 5-6 L Starkville	1923 0-3 L Starkville	1923 0-3 L Starkville
1962 3-2 W Starkville	1982 0-2 L Baton Rouge	2007 1-3 L Starkville	1923 3-1 W Starkville	1923 3-1 W Starkville
1962 4-3 W Starkville	1982 6-4 W Baton Rouge	2008 6-15 L Baton Rouge	1924 3-2 W Starkville	1924 3-2 W Starkville
1963 1-2 L ^New Orleans, La.	1983 10-4 W Baton Rouge	2008 4-16 L Baton Rouge	1924 6-4 W Starkville	1924 6-4 W Starkville
1963 3-6 L Starkville	1983 2-7 L Baton Rouge	2008 6-9 L Baton Rouge	1924 1-2 L Oxford	1924 1-2 L Oxford
1963 1-4 L Starkville	1983 13-6 W Baton Rouge	2009 4-5 L Starkville	1924 6-2 W Starkville	1924 6-2 W Starkville
1963 4-8 L Baton Rouge	1983 2-5 L Starkville	2009 8-7 W Starkville	1925 2-3 L Oxford	1925 2-3 L Oxford
1963 3-7 L Baton Rouge	1983 10-1 W Starkville	2009 4-15 L Starkville	1925 4-3 W Oxford	1925 4-3 W Oxford
1964 11-5 W Starkville	1983 16-8 W Starkville	2010 13-14 L Baton Rouge	1925 3-1 W Starkville	1925 3-1 W Starkville
1964 2-5 L Starkville	1984 4-2 W Baton Rouge	2010 3-17 L Baton Rouge	1925 7-1 W Starkville	1925 7-1 W Starkville
1964 14-2 W Baton Rouge	1984 6-11 L Baton Rouge	2010 2-1 W Baton Rouge	1926 2-0 W Starkville	1926 2-0 W Starkville
1964 4-14 L Baton Rouge	1984 10-4 W Baton Rouge	+ Northeast Louisiana Tournament		1926 7-6 W Starkville
1965 5-2 W Starkville	1984 5-1 W Starkville	^ Loyola Coca-Cola Invit. \$ - SEC Tournament		1926 6-7 L Oxford
1965 0-6 L Baton Rouge	1984 8-6 W Starkville	% Winn-Dixie Showdown @ - ABCA Hall of Fame Tournament # - College World Series		1926 0-1 L Oxford
1965 5-0 W Baton Rouge	1984 3-0 W Starkville	<b>MEMPHIS</b>		
1966 9-2 W Starkville	1985 7-0 W Baton Rouge	• MSU leads series, 50-21		
1966 3-0 W Starkville	1985 6-9 L Baton Rouge	MSU vs. UM at ... Starkville: 33-12, Memphis: 15-9, Millington, Tenn.: 2-0		
1966 9-1 W Baton Rouge	1985 4-7 L Baton Rouge	1950 14-2 W Starkville		
1966 1-0 W Baton Rouge	1985 6-1 W Starkville	1950 11-1 W Starkville		
1967 3-1 W Starkville	1985 6-5 W Starkville	1952 14-3 W Starkville		
1967 3-1 W Starkville	1985 7-4 W Starkville	1952 13-6 W Starkville		
1967 8-9 L Starkville	1986 0-4 L Starkville	1958 12-6 W Starkville		
1967 2-0 W Baton Rouge	1986 0-4 L Starkville	1958 3-6 W Starkville		
1967 3-6 L Baton Rouge	1986 5-4 W Baton Rouge	1959 3-1 W Starkville		
1967 3-5 L Baton Rouge	1987 5-4 W Baton Rouge	1959 7-2 W Starkville		
1968 3-4 L Starkville	1987 4-6 L Baton Rouge	1960 2-4 L Starkville		
1968 2-7 L Starkville	1987 5-6 W Baton Rouge	1960 3-9 L Starkville		
1968 3-2 W Starkville	1987 13-3 W \$-Athens, Ga.	1961 4-3 W Starkville		
1968 6-3 W Baton Rouge	1988 4-3 W Starkville	1961 9-0 W Starkville		
1968 0-4 L Baton Rouge	1988 2-4 L Starkville	1962 8-23 L Starkville		
1968 3-4 L Baton Rouge	1988 1-0 W Baton Rouge	1962 10-1 W Starkville		
1969 4-2 W Starkville	1989 4-3 W Baton Rouge	1970 3-0 W Starkville		
1969 4-6 L Starkville	1989 4-3 W Baton Rouge	1970 3-2 W Starkville		
1969 3-2 W Starkville	1989 9-19 L Baton Rouge	1970 6-1 W Memphis		
1969 3-0 W Baton Rouge	1990 6-7 L %New Orleans	1970 3-1 W Memphis		
1969 3-5 L Baton Rouge	1990 5-6 L Starkville	1971 10-0 W Starkville		
1969 10-4 W Baton Rouge	1990 2-1 W Starkville			
1970 5-3 W Baton Rouge	1990 10-9 W Starkville			
1970 3-1 W Baton Rouge	1990 8-17 L \$-Hoover, Ala.			

## MISSISSIPPI VALLEY

• MSU leads series, 19-0

MSU vs. MSU at ... Starkville: 19-0

1994 14-0 W Starkville
1995 8-3 W Starkville
1997 25-3 W Starkville
1998 27-1 W Starkville
1999 29-0 W Starkville
2001 17-7 W Starkville
2001 11-0 W Starkville
2002 11-1 W Starkville
2002 18-5 W Starkville
2003 21-6 W Starkville
2004 9-1 W Starkville
2005 14-7 W Starkville
2005 3-2 W Starkville
2006 21-2 W Starkville
2007 13-2 W Starkville
2008 15-0 W Starkville
2008 11-5 W Starkville
2009 4-3 W Starkville
2010 16-2 W Starkville

## NORTHWESTERN STATE

• MSU leads series, 7-0

MSU vs. NLU at ... Monroe, La.: 3-0, Natchitoches: 1-0, Starkville: 3-0

1951 6-2 W Natchitoches
1959 2-1 W Monroe, La.
1959 9-0 W Monroe, La.
1960 3-1 W Monroe, La.
1991 8-6 W Starkville
1991 5-4 W Starkville
2010 W 8-5 Starkville

## OLE MISS

• MSU leads series, 235-194-5

MSU vs. UM at ... Starkville: 116-75-1, Oxford: 90-94-3, Jackson: 13-15, Columbus: 5-2, Kosciusko: 1-2, Greenville: 0-2, Baton Rouge, La.: 1-0, Grenada: 1-0, Gulfport: 1-0, Hoover, Ala.: 4-1, Meridian: 1-0, Pearl: 2-2, Tupelo: 0-0-1, West Point: 0-1

1893 6-3 W Starkville
1893 1-1 T Oxford

# SERIES SCORES

1934 9-2	W	Oxford	1965 7-10	L	Starkville	1982 5-9	L	Oxford	2005 0-5	L	Oxford
1935 12-2	W	Oxford	1966 0-2	L	Starkville	1982 4-11	L	Starkville	2005 1-9	L	Oxford
1935 6-0	W	Oxford	1966 2-1	W	Starkville	1983 9-1	W	& Jackson	2005 4-1	W	\$ - Hoover
1935 4-0	W	Starkville	1966 6-1	W	Oxford	1983 27-10	W	Starkville	2006 0-1	L	& Jackson
1935 2-1	W	Starkville	1966 0-5	L	Oxford	1983 4-8	L	Starkville	2006 5-6	L	Starkville
1936 13-4	W	Oxford	1967 0-7	L	Oxford	1983 7-6	W	Starkville	2006 11-1	W	Starkville
1936 10-5	W	Oxford	1967 0-1	L	Oxford	1983 4-3	W	Oxford	2006 11-13	L	Starkville
1936 5-2	W	Starkville	1967 9-6	W	Oxford	1983 6-7	W	Oxford	2007 14-9	W	g-Pearl
1936 13-10	W	Starkville	1967 2-1	W	Starkville	1983 17-4	W	Oxford	2007 7-17	L	Oxford
1937 7-6	W	Starkville	1967 3-0	W	Starkville	1984 0-2	L	Oxford	2007 1-5	L	Oxford
1937 7-0	W	Starkville	1967 3-13	L	Starkville	1984 5-4	W	Oxford	2007 4-1 (17)	W	Oxford
1937 4-6	L	Oxford	1968 2-1	W	Starkville	1984 3-2	W	Oxford	2007 1-3	L	\$ - Hoover
1937 4-3	W	Oxford	1968 1-2	L	Starkville	1984 3-4	L	& Jackson	2008 6-15	L	Starkville
1938 3-4	L	Oxford	1968 1-4	L	Starkville	1984 6-5	W	Starkville	2008 6-11	L	Starkville
1938 4-5	L	Oxford	1968 8-2	W	Oxford	1984 3-2	W	Starkville	2008 4-0	W	Starkville
1938 6-8	L	Starkville	1968 1-4	L	Oxford	1984 3-6	L	Starkville	2008 6-5	W	g-Pearl
1938 6-2	W	Starkville	1969 0-4	L	Oxford	1985 4-0	W	Oxford	2009 1-8	L	g-Pearl
1939 4-11	L	Starkville	1969 1-2	L	Oxford	1985 10-2	W	Oxford	2009 6-5	W	Oxford
1939 0-3	L	Starkville	1969 3-4	L	Oxford	1985 7-12	L	Oxford	2009 11-8	W	Oxford
1939 0-1	L	Oxford	1969 2-0	W	Starkville	1985 5-2	W	& Jackson	2009 1-8	L	Oxford
1939 7-1	W	Oxford	1969 11-5	W	Starkville	1985 6-5	W	Starkville	2010 3-5	L	g-Pearl
1940 1-5	L	Oxford	1969 10-3	W	Starkville	1985 4-1	W	Starkville	2010 2-4	L	Starkville
1940 10-5	W	Oxford	1970 4-0	W	Starkville	1985 4-3	W	Starkville	2010 10-12	L	Starkville
1940 8-4	W	Starkville	1970 1-4	L	Starkville	1986 0-3	L	Oxford	2010 11-19 (7)	L	Starkville
1940 14-9	W	Starkville	1970 9-1	W	Starkville	1986 3-12	L	Oxford	S - SEC Tournament & - Mayor's Trophy Game g - Governor's Cup		
1941 0-6	L	Starkville	1970 1-5	L	Oxford	1986 3-2	W	Oxford	SACRED HEART		
1941 7-10	L	Starkville	1970 3-5	L	Oxford	1986 8-5	W	& Jackson	• First meeting		
1941 4-2	W	Oxford	1970 3-0	W	Oxford	1987 11-5	W	Starkville	SOUTH ALABAMA		
1941 5-7	L	Oxford	1971 15-12	W	Oxford	1987 8-0	W	Starkville	• MSU leads series, 39-24		
1942 6-7	L	Oxford	1971 7-5	W	Oxford	1987 6-5	W	Starkville	MSU vs. USA at ... Starkville: 22-13, Mobile: 15-11, Jackson: 1-0, Pearl: 1-0		
1942 7-0	W	Oxford	1971 5-2	W	Oxford	1987 4-6	L	& Jackson	1976 4-0	W	Starkville
1942 3-0	W	Starkville	1971 7-6	W	Starkville	1988 1-2	L	Oxford	1976 2-1	W	Starkville
1942 5-5	T	Starkville	1971 4-2	W	Starkville	1988 6-2	W	Oxford	1977 4-9	L	Mobile
1943 4-3	W	Oxford	1971 9-7	W	Starkville	1988 6-1	W	Oxford	1978 0-3	L	Starkville
1943 4-8	L	Oxford	1972 2-4	L	Starkville	1988 7-4	W	& Jackson	1978 5-7	L	Starkville
1946 1-13	L	Oxford	1972 3-5	L	Starkville	1989 7-8	L	Starkville	1979 7-8	L	Mobile
1947 3-4	L	Oxford	1972 3-5	L	Starkville	1989 3-4	L	& Jackson	1979 12-1	W	Mobile
1947 2-4	L	Starkville	1972 1-2	L	Oxford	1990 4-1	W	& Jackson	1980 3-5	L	Starkville
1947 11-1	W	Starkville	1972 2-3	L	Oxford	1990 17-0	W	Oxford	1980 3-2	W	Starkville
1948 6-5	W	Starkville	1972 2-3	L	Oxford	1990 9-0	W	Oxford	1981 3-5	L	Mobile
1948 17-5	W	Starkville	1973 0-2	L	Oxford	1991 4-5	L	& Jackson	1981 4-7	L	Mobile
1948 6-5	W	Oxford	1973 4-4	T	Oxford	1991 5-3	W	Starkville	1982 1-5	L	Starkville
1948 18-4	W	Oxford	1973 0-5	L	Starkville	1992 4-3	W	& Jackson	1982 3-8	L	Starkville
1949 7-2	W	Starkville	1973 3-1	W	Starkville	1992 4-3	W	Starkville	1983 12-14	L	Mobile
1949 10-3	W	Starkville	1973 5-0	W	Starkville	1992 3-0	W	Starkville	1983 8-5	W	Mobile
1949 6-2	W	Oxford	1974 6-3	W	Starkville	1992 5-3	W	Starkville	1984 5-2	W	Starkville
1949 6-5	W	Oxford	1974 2-3	L	Starkville	1993 5-6	L	& Jackson	1984 11-4	W	Starkville
1950 5-4	W	Starkville	1974 2-5	L	Starkville	1993 10-2	W	Oxford	1985 4-1	W	Mobile
1950 6-4	W	Oxford	1974 2-7	L	Oxford	1993 4-5	L	Oxford	1985 2-1	W	Mobile
1950 11-5	W	Oxford	1974 8-3	W	Oxford	1993 7-0	W	Oxford	1986 8-7	W	Starkville
1951 0-6	L	Starkville	1975 3-4	L	Oxford	1993 3-2	W	\$ - Baton Rouge	1986 7-6	W	Starkville
1951 5-9	L	Starkville	1975 1-8	L	Oxford	1994 5-3	W	& Jackson	1987 13-7	W	Mobile
1951 5-6	L	Oxford	1975 1-3	L	Oxford	1994 2-1	W	Starkville	1988 8-7	W	Mobile
1951 2-8	L	Oxford	1975 4-5	L	Oxford	1994 17-8	W	Starkville	1988 12-3	W	Starkville
1952 14-1	W	Oxford	1975 2-0	W	Starkville	1994 4-5	L	Starkville	1988 0-2	L	Starkville
1952 5-9	L	Oxford	1975 4-3	W	Starkville	1994 10-2	W	\$ - Oxford	1989 10-6	W	Mobile
1952 7-0	W	Starkville	1975 5-4	W	Starkville	1995 4-5	L	\$ - Oxford	1990 3-7	L	Starkville
1953 3-11	L	Starkville	1975 4-12	L	Starkville	1995 11-3	W	Oxford	1990 3-2	W	Starkville
1953 2-1	W	Starkville	1976 9-8	W	Starkville	1995 2-1	W	Oxford	1991 9-3	W	Mobile
1953 5-1	W	Oxford	1976 5-4	W	Starkville	1995 0-9	L	Oxford	1991 10-5	W	Mobile
1953 5-6	L	Oxford	1976 1-2	L	Starkville	1996 8-4	W	& Jackson	1992 7-3	W	Oxford
1954 2-4	L	Starkville	1976 4-2	W	Oxford	1996 7-8	W	Starkville	1992 2-11	L	Starkville
1954 5-6	L	Starkville	1976 4-5	L	Oxford	1996 2-3	L	Starkville	1993 6-7	L	Mobile
1955 5-4	W	Oxford	1976 5-9	L	Oxford	1996 9-6	W	Starkville	1993 8-6	W	Mobile
1955 2-4	L	Oxford	1977 3-5	L	Oxford	1997 7-3	W	Starkville	1994 3-2	W	Starkville
1955 4-9	L	Starkville	1977 10-3	W	Oxford	1997 21-6	W	Oxford	1994 4-18	L	Starkville
1955 4-10	L	Starkville	1977 4-5	L	Oxford	1997 5-2	W	Oxford	1995 5-4	W	Mobile
1956 3-9	L	Oxford	1977 3-5	L	Starkville	1997 6-4	W	Oxford	1995 7-5	W	Mobile
1956 2-14	L	Oxford	1977 3-1	W	Starkville	1998 2-1	W	Starkville	1996 9-13	L	Starkville
1956 2-6	L	Oxford	1977 14-9	W	Starkville	1998 5-7	L	Starkville	1996 8-3	W	Starkville
1956 5-8	L	Starkville	1977 3-11	L	\$ - Oxford	1998 9-3	W	Starkville	1997 4-5	L	Mobile
1957 6-5	W	Starkville	1978 6-8	L	Starkville	1998 6-2	W	& Jackson	1997 1-6	L	Mobile
1957 6-3	W	Starkville	1978 10-3	W	Starkville	1999 6-10	L	& Jackson	1998 13-14	L	Starkville
1957 4-5	L	Oxford	1978 8-4	W	Starkville	1999 1-2	L	Oxford	1998 11-6	W	Starkville
1957 4-3	W	Oxford	1978 2-12	L	Oxford	1999 4-5	L	Oxford	1999 10-7	W	Mobile
1958 6-5	W	Starkville	1978 4-5	L	Oxford	1999 9-6	W	Oxford	1999 9-7	W	Mobile
1958 7-5	W	Starkville	1978 4-8	L	Oxford	1999 2-0	W	\$ - Hoover, Ala.	2000 7-6	W	Starkville
1959 1-11	L	Starkville	1979 4-1	W	Starkville	2000 2-3	L	& Jackson	2000 10-4	W	Starkville
1959 2-4	L	Oxford	1979 10-0	W	Starkville	2000 1-4	L	Starkville	2000 9-2	W	n - Starkville
1959 2-6	L	Oxford	1979 12-4	W	Starkville	2000 10-4	W	Starkville	2001 4-5	L	Starkville
1960 0-8	L	Oxford	1979 5-3	W	Oxford	2000 12-3	W	Starkville	2001 9-2	W	Starkville
1960 1-14	L	Oxford	1979 5-1	W	Oxford	2001 15-6	W	& Jackson	2002 7-8	L	Mobile
1960 18-4	W	Starkville	1980 1-0	W	Oxford	2001 6-3	W	Oxford	2002 4-8	L	Mobile
1960 3-4	L	Starkville	1980 4-6	L	Oxford	2001 7-6	W	Oxford	2004 4-2	W	Starkville
1961 4-5	L	Starkville	1980 5-0	W	Oxford	2001 3-6	L	Oxford	2004 3-2	W	Oxford
1961 9-2	W	Starkville	1980 9-2	W	& Jackson	2002 4-8	L	& Jackson	2005 10-6	W	Mobile
1961 4-5	L	Starkville	1980 3-1	W	Starkville	2002 12-2	W	Starkville	2005 2-1	W	Starkville
1962 5-1	W	Starkville	1980 4-8	L	Starkville	2002 14-5	W	Starkville	2007 5-1	W	Pearl, Miss.
1962 6-1	W	Starkville	1980 3-1	W	Starkville	2002 10-5	W	Starkville	2008 5-6	L	Starkville
1962 4-1	W	Oxford	1981 4-3	W	& Jackson	2003 2-0	W	Oxford	2008 7-6	W	Starkville
1962 5-0	W	Oxford	1981 12-4	W	Starkville	2003 7-0	W	Oxford	2009 5-1	W	Starkville
1963 0-5	L	Oxford	1981 7-1	W	Starkville	2003 8-4	W	Oxford	2009 12-17	L	Mobile
1963 1-6	L	Oxford	1981 8-3	W	Starkville	2003 1-5	L	& Jackson	2010 9-5	W	Starkville
1963 5-3	W	Starkville	1981 2-6	W	Oxford	2003 5-4	W	\$ - Hoover	n - NCAA Regional Tournament		
1963 5-6	L	Starkville	1981 7-4	W	Oxford	2003 4-1	W	\$ - Hoover			
1964 5-7	L	Starkville	1981 4-7	L	Oxford	2004 1-7	L	Starkville			
1964 0-8	L	Starkville	1982 5-8	L	& Jackson	2004 7-5	W	Starkville			
1964 5-2	W	Oxford	1982 6-9	L	Oxford	2004 2-4	L	Starkville			
1965 17-13	W	Oxford	1982 3-0	W	Oxford	2004 4-10	L	& Jackson			
1965 8-6	W	Oxford	1982 2-7	L	Oxford	2005 1-5	L	& Jackson			
1965 9-3	W	Starkville	1982 1-0	W	Starkville	2005 4-11	L	Oxford			

## SOUTH CAROLINA

• USC leads series, 30-25  
MSU vs USC at ... Starkville: 12-11, Columbia, S.C.: 7-17, Columbus, Ga.: 1-0, Hoover, Ala.: 5-1, Omaha, Neb.: 0-1

1981 5-6	L	% - Omaha
1984 1-4	L	n - Starkville
1984 18-9	W	n - Starkville
1994 0-5	L	Starkville
1994 6-4	W	Starkville
1994 2-7	L	Starkville
1995 1-6	L	Columbia
1995 3-2	W	Columbia
1995 3-7	L	Columbia
1996 2-5	L	Columbia
1996 17-5	W	Columbia
1996 5-6	L	Columbia
1997 6-3	W	Starkville
1997 5-10	L	Starkville
1997 11-8	W	Starkville
1997 12-9	W	\$ - Columbus, Ga.
1998 16-0	W	Columbia
1998 10-4	W	Columbia
1998 2-6	L	Columbia
1998 9-8	W	\$ - Hoover, Ala.
1999 13-0	W	Starkville
1999 3-4	L	Starkville
1999 7-6	W	Starkville
1999 7-5	W	\$ - Hoover, Ala.
2000 0-1	L	Columbia
2000 3-4	L	Columbia
2000 6-7	L	Columbia
2001 2-6	L	Starkville
2001 4-3	W	Starkville
2001 8-7	W	Starkville
2001 2-1	W	\$ - Hoover, Ala.
2001 6-7	L	\$ - Hoover, Ala.
2001 1-0	W	\$ - Hoover, Ala.
2002 12-4	W	Starkville
2002 3-5	L	Starkville
2002 6-9	L	Starkville
2003 3-4	L	Columbia
2003 1-2	L	Columbia
2003 2-1	W	Columbia
2005 6-2	W	\$ - Hoover
2006 5-11	L	Columbia
2006 7-2	W	Columbia



# 2010 SEASON IN REVIEW



## 2010 SEASON IN REVIEW

The 2010 Diamond Dogs found themselves starring in something akin to college baseball's version of *The Perfect Storm*.

In the second year of Coach John Cohen's baseball rebuilding project at Mississippi State, the Diamond Dogs sailed into their 120th season of baseball with a roster filled with newcomers --- 18 in all, and 10 of those fresh from the prep ranks. Thirteen of those newcomers combined for 248 starts and 400 games played in 2010.

Not too far from harbor injuries began to take their toll on the State crew. Seven of the team's 27 scholarship players, several of which were expected to make significant contributions as starters or primary backups, fell by the wayside. Among those, projected starting senior third baseman **Jarrold Parks** took a medical redshirt following preseason back surgery. A shoulder injury limited outfielder **Brent Brownlee** to six early-season appearances, and sophomore southpaw **Nick Routt**, who a year earlier earned **2009 SEC All-Freshman Team** distinction, went on the Dogs' DL after just two innings of pitching in State's SEC season-opener.

At season's end, Mississippi State had taken the field with 35 different starting defensive lineup combinations. Senior first baseman **Connor Powers** was the only Bulldog defender to start the same position in all 56 games. Shortstop **Jonathan Ogden** also started all 56 games, 55 of those starts at shortstop.

And it didn't take long for a killer schedule ranked among the nation's top 10 toughest to start taking its toll. The Bulldogs played 25 games against nationally-ranked foes, four that advanced to the eight-team field of the College World Series (Florida, Oklahoma and NCAA finalists South Carolina and UCLA).

The Bulldogs' tempestuous cruise finally came to a close in May, ironically with an impressive season-ending 2-1 road win against defending national champion LSU. In fact, two of MSU's four road wins in 2010 came against the 2009 and eventual 2010 national champions. State headed back to home port with a 23-33 record and a 6-24 worksheet in league play.

"Day in and day out, and considering what they went through, I felt like our kids gave us incredible effort all the time," said coach **John Cohen**. "Our seven seniors had a tremendous attitude and they got after it every single day."

The inexperience of a talented but untested pitching staff was telling in 2010. In 35 games, MSU opened with a freshman on the mound, 19 of those games against rugged Southeastern Conference competition. That collection of young arms shouldered 53 percent of the total innings pitched and recorded nearly half of the team's strikeouts. The Bulldogs finished with a 6.90 staff ERA.

The season wasn't without its moments of happiness and success.



Seniors **Connor Powers** (left) and **Ryan Duffy** paced the Bulldogs at the plate in 2010 while SEC All-Freshman team pick **Chris Stratton** (28) led the MSU pitching corps.



The pitching staff that lost one **SEC All-Freshman Team** selection in March to injury discovered another all-rookie team performer in right-hander **Chris Stratton**. Stratton, accorded **SEC Freshman of the Week** honors after his season-ending win at LSU, led the 2010 MSU moundsmen with 14 starts, 78.1 innings pitched and 76 strikeouts. One of seven yearlings to pitch for State, Stratton tied senior relief pitcher **Greg Houston** for the team lead with five wins.

Four Bulldog veterans carried much of the offensive load for State in 2010. Senior first baseman **Connor Powers**, a 21st-round draft pick of the San Diego Padres, paced State at the plate. Powers (.379) led the Bulldogs in hits (81), doubles (18), home runs (16), slugging percentage (.696) and RBI (68). And with a team-best 41 walks, Powers concluded his final season with a team-leading .483 on-base percentage. Powers registered 29 multi-hit games and 18 multi-RBI games.

Senior outfielder **Ryan Duffy** (.358), who hit a team-best .371 in league play, earned a place in the MSU record books. He matched a school record with three home runs in a game against Jackson State and set the school standard with 15 total bases against the Tigers. Veterans **Jet Butler** (.329), **Luke Adkins** (.327) and **Cody Freeman** (.301) and newcomer **Nick Vickerson** (.328) all hit .300 or better while senior **Russ Sneed** (.292), ranked second on the club with 44 RBI and third with nine home runs.

Three Bulldogs --- Powers, Adkins and Sneed tied the school mark with three doubles in a game during the season, while Adkins matched the

school standard with two triples in one contest.

Not noted for long-ball power, State delivered 68 fence-clearing blasts, the most home runs in 10 seasons by a Bulldog team. Powers, who finished his career as MSU's fourth-leading home run hitter with 54, delivered 16 such swats in 2010. Duffy followed with a career-best 10.

Third baseman **Nick Vickerson** (.328), who paced MSU with 58 runs scored, also led the Bulldogs on the basepaths with 10 stolen bases in 11 attempts as MSU registered its highest stolen base total (72) since 1998.

The Bulldogs won nine games during a season-opening 12-game homestand. But the road was not kind to the Diamond Dogs. State won just once in four tries in its first competition away from home, the Whataburger Baseball Classic in Corpus Christi, Texas, dropped all three games at sixth-ranked Florida to open Southeastern Conference play and managed to prevail in three of its remaining 13 games away from Dudy Noble Field.

It was in the SEC where the Bulldogs endured their greatest struggles in 2010. League foes registered six three-game series sweeps over the Bulldogs--- three of those at Dudy Noble Field. And the season-ending win at LSU, which snapped a record 14-game SEC losing skid by the Bulldogs, also gave MSU its lone win against an SEC Western Division foe.

#### MSU SIXTH NATIONALLY IN ATTENDANCE

Mississippi State finished sixth in the nation in both total (194,094) and average (6,065) home paid attendance in 2010. The national ranking was boosted along by a school-record baseball season ticket sales mark. State distributed 5,632 baseball season tickets in 2010, bettering the previous mark of 5,596 set in 2022.

The Bulldogs again led the Southeastern Conference with the largest actual attendance at a baseball game in 2010. The Saturday MSU-Tennessee game on Super Bulldog Weekend drew 11,089 to Dudy Noble Field, the 24th attendance of 10,000 or better at State.

#### ACADEMIC HONORS

The Diamond Dogs added to their growing tradition of academic excellence in 2010 with the naming of 14 players to the Southeastern Conference Academic Honor Roll.

Qualifying for the academic all-conference team were **Luke Adkins**, **Brent Brownlee**, **Justin Bussey**, **Jet Butler**, **Corey Collins**, **Cody Freeman**, **Greg Houston**, **Trey Johnson**, **Connor Powers**, **Nick Routt**, **Jaron Shepherd**, **Russ Sneed**, **Wesley Thigpen** and **Tyler Whitney**. State also placed five players, **Ben Bracewell**, **Sam Frost**, **Kendall Graveman**, **Chris Stratton** and **C.C. Watson**, on the SEC Freshman Academic Honor Roll.

Houston and Sneed later became the 15th and 16th State players and the first since 2000 to be honored by the College Sports Information Directors of America as **Academic All-Ameri-**

# 2010 SEASON IN REVIEW

## GAME-BY-GAME RESULTS (56 games)

Date	Opponent	Score	MSU		Opp.		Overall		SEC Rec.	MSU Pitcher of Record/Save	GW-RBI	Tickets Distrib.	Actual Attend.	Time
			R-H-E-LOB	R-H-E-LOB	Inn.	Rec.	Inn.	Rec.						
Feb. 19	Rhode Island	9-8	9-13-5-12	8-13-1-10	9	1-0			Greg Houston (W, 1-0)	Adkins (1)	5,819	2,490	3:32	
Feb. 20	Rhode Island	9-0	9-11-0-8	0-5-0-7	9	2-0			<u>Chris Stratton</u> (W, 1-0)	Powers (1)	5,920	2,714	2:34	
Feb. 21	Rhode Island	12-6	12-11-3-6	6-9-2-7	9	3-0			Corey Collins (W, 1-0)	Powers (2)	5,806	2,147	3:13	
Feb. 23	UAB	6-5	6-10-2-9	5-6-2-5	9	4-0			Devin Jones (W, 1-0)	Powers (3)	5,738	1,085	2:49	
Feb. 26	Southeastern Louisiana	1-4	1-7-0-7	4-8-1-7	9	4-1			Caleb Reed (L, 0-1)	---	5,943	1,911	2:31	
Feb. 27	Southeastern Louisiana	5-8	5-11-5-10	8-10-1-10	9	4-2			<u>Chris Stratton</u> (L, 1-1)	---	5,927	2,275	3:32	
Feb. 28	Southeastern Louisiana	5-6	5-11-1-9	6-15-0-11	9	4-3			Ben Bracewell (L, 0-1)	---	5,878	2,170	3:07	
Mar. 5	Southeast Missouri	10-7	10-7-1-10	7-10-4-6	(10)	5-3			Greg Houston (W, 2-0)	Powers (4)	5,956	2,121	3:21	
Mar. 6	Michigan State	7-4	7-8-2-4	4-10-0-10	9	6-3			Kendall Graveman (W, 1-0), Ben Bracewell (Sv-1)	Powers (5)	---	---	2:49	
Mar. 6	Southeast Missouri	3-2	3-7-0-8	2-8-1-7	9	7-3			<u>Chris Stratton</u> (W, 2-1), Devin Jones (Sv-1)	Shepherd (1)	6,413	4,053	2:35	
Mar. 7	Michigan State	14-6	14-10-1-4	6-8-1-4	9	8-3			<u>Luke Bole</u> (W, 1-0)	Shepherd (2)	6,013	2,486	3:04	
Mar. 10	Western Kentucky	9-3	9-11-1-7	3-8-0-13	9	9-3			C.C. Watson (W, 1-0)	Freeman (1)	5,798	826	3:25	
Mar. 12	vs. No. 15 Oklahoma	5-16	5-8-0-6	16-19-1-11	9	9-4			<u>Nick Routt</u> (L, 0-1)	---	3,705	3,705	3:17	
Mar. 13	vs. No. 10 UCLA	2-5	2-4-2-5	5-6-0-5	9	9-5			<u>Chris Stratton</u> (L, 2-2)	---	4,122	4,122	2:34	
Mar. 14	at TAMU-Corpus Christi	6-8	6-11-3-10	8-13-0-8	9	9-6			<u>Devin Jones</u> (L, 1-1)	---	4,148	4,148	2:54	
Mar. 14	at TAMU-Corpus Christi	4-2	4-10-3-11	2-6-2-9	(10)	10-6			C.C. Watson (W, 2-0)	Freeman (2)	---	---	3:27	
Mar. 17	Mississippi Valley State	16-2	16-13-1-13	2-5-3-5	9	11-6			<u>Nick Routt</u> (W, 1-1)	None	5,815	1,425	3:20	
Mar. 19	at No. 6 Florida	2-7	2-5-0-4	7-7-0-6	9	11-7	0-1		<u>Kendall Graveman</u> (L, 1-1)	---	3,482	3,482	2:32	
Mar. 20	at No. 6 Florida	4-5	4-9-0-7	5-9-0-7	9	11-8	0-2		Chad Girono (L, 0-1)	---	4,823	4,823	2:55	
Mar. 21	at No. 6 Florida	1-4	1-8-1-13	4-6-0-5	9	11-9	0-3		Caleb Reed (L, 0-2)	---	2,410	2,410	2:55	
Mar. 24	Memphis	7-6	7-8-0-8	6-12-0-9	9	12-9			Chad Girono (W, 1-1), Ben Bracewell (Sv-2)	None	5,855	1,935	3:22	
Mar. 26	Georgia	9-8	9-11-1-11	8-13-2-8	9	13-9	1-3		Devin Jones (W, 2-1), Ben Bracewell (Sv-3)	None	6,049	2,533	3:54	
Mar. 27	Georgia	4-7	4-7-0-7	7-9-1-11	9	13-10	1-4		<u>Chris Stratton</u> (L, 2-3)	---	6,483	4,210	3:45	
Mar. 28	Georgia	11-10	11-15-3-8	10-15-0-9	9	14-10	2-4		Greg Houston (W, 3-0)	Freeman (3)	5,972	1,417	3:33	
Mar. 30	vs. No. 11 Ole Miss	3-5	3-6-4-2	5-11-0-10	9	14-11			<u>C.C. Watson</u> (L, 2-1)	---	7,322	7,322	3:34	
Apr. 2	at No. 12 South Carolina	2-10	2-6-4-5	10-11-1-6	9	14-12	2-5		<u>Kendall Graveman</u> (L, 1-2)	---	7,019	7,019	2:32	
Apr. 3	at No. 12 South Carolina	8-7	8-10-1-11	7-12-1-12	9	15-12	3-5		<u>Chris Stratton</u> (W, 3-3), Ben Bracewell (Sv-4)	Collins (1)	7,012	7,012	3:49	
Apr. 4	at No. 12 So. Carolina	2-14	2-6-3-7	14-11-0-6	9	15-13	3-6		<u>Tyler Whitney</u> (L, 0-1)	---	5,576	5,576	3:04	
Apr. 6	Jackson State	18-2	18-17-2-7	2-5-4-4	9	16-13			Greg Houston (W, 4-0)	Duffy (1)	6,263	1,823	2:49	
Apr. 8	No. 9 Arkansas	3-8	3-6-0-4	8-12-0-7	9	16-14	3-7		<u>Caleb Reed</u> (L, 0-3)	---	6,280	2,586	2:52	
Apr. 9	No. 9 Arkansas	5-8	5-14-4-12	8-12-2-12	9	16-15	3-8		Chad Girono (L, 1-2)	---	6,179	3,374	3:37	
Apr. 10	No. 9 Arkansas	3-13	3-4-3-3	13-20-0-12	9	16-16	3-9		<u>Trey Johnson</u> (L, 0-1)	---	6,058	2,186	3:06	
Apr. 14	South Alabama	9-5	9-13-2-10	5-12-0-13	9	17-16			Kendall Graveman (W, 2-2)	Powers (6)	5,818	1,231	3:03	
Apr. 16	Tennessee	13-15	13-15-0-10	15-22-2-9	9	17-17	3-10		Devin Jones (L, 2-2)	---	6,056	5,124	4:08	
Apr. 17	Tennessee	11-7	11-13-1-11	7-8-0-4	9	18-17	4-10		<b>CHRIS STRATTON</b> (W, 4-3)	---	11,089	11,089	2:56	
Apr. 18	Tennessee	14-6	14-14-2-13	6-10-1-6	9	19-17	5-10		<u>Luke Bole</u> (W, 2-0)	Powers (7)	7,067	2,707	3:27	
Apr. 20	Alcorn State	27-4	27-24-0-11	4-10-4-7	9	20-17			Greg Houston (W, 5-0)	None	5,826	1,404	3:12	
Apr. 23-24	at Alabama	5-8	5-7-1-3	8-9-0-10	9	20-18	5-11		<u>Caleb Reed</u> (L, 0-4)	---	4,037	+450	2:34	
Apr. 25	at Alabama	8-9	8-13-1-11	9-11-0-5	(8)	20-19	5-12		Ben Bracewell (L, 0-2)	---	4,828	+1,800	2:39	
Apr. 25	at Alabama	4-6	4-10-1-7	6-9-0-5	7	20-20	5-13		<u>Luke Bole</u> (L, 2-1)	---	---	---	2:14	
Apr. 30	Ole Miss	2-4	2-8-4-9	4-9-1-11	9	20-21	5-14		<u>Tyler Whitney</u> (L, 0-2)	---	6,307	2,479	3:22	
May 1	Ole Miss	10-12	10-7-3-5	12-14-1-10	9	20-22	5-15		Greg Houston (L, 5-1)	---	6,148	1,404	3:48	
May 2	Ole Miss	11-19	11-17-4-11	19-15-1-10	7	20-23	5-16		Chad Girono (L, 1-3)	---	5,964	1,110	3:52	
May 4	Jackson State	1-3	1-3-2-6	3-6-1-4	9	20-24			<b>KENDALL GRAVEMAN</b> (L, 2-3)	---	1,023	1,012	2:07	
May 5	Southern Miss	3-14	3-9-3-13	14-16-3-15	9	20-25			Trey Johnson (L, 0-2)	---	3,830	3,830	3:52	
May 7	at Auburn	6-9	6-7-0-5	9-16-2-9	9	20-26	5-17		<b>TYLER WHITNEY</b> (L, 0-3)	---	2,788	2,788	2:54	
May 8	at Auburn	14-16	14-14-3-6	16-17-3-6	9	20-27	5-18		Devin Jones (L, 2-3)	---	2,977	2,977	3:31	
May 9	at Auburn	8-11	8-14-0-11	11-10-1-8	9	20-28	5-19		Caleb Reed (L, 0-5)	---	2,594	2,594	3:29	
May 12	Northwestern State	8-5	8-11-0-9	5-12-0-9	9	21-28			Caleb Reed (W, 1-5), Trey Johnson (Sv-1)	Powers (8)	5,868	1,158	2:46	
May 14	Vanderbilt	8-13	8-9-2-5	13-19-2-9	9	21-29	5-20		Kendall Graveman (L, 2-4)	---	6,411	2,089	3:17	
May 15	Vanderbilt	7-13	7-11-0-13	13-15-0-13	(10)	21-30	5-21		Caleb Reed (L, 1-6)	---	6,134	2,154	4:13	
May 16	Vanderbilt	4-14	4-11-1-7	14-15-0-11	9	21-31	5-22		<u>Luke Bole</u> (L, 2-2)	---	5,601	1,080	3:24	
May 18	at Southern Miss	16-9	16-14-0-7	9-12-0-7	9	22-31			<b>CHAD GIRODO</b> (W, 2-3)	Duffy (2)	4,511	4,501	3:18	
May 20	at LSU	13-14	13-17-3-13	14-17-3-6	9	22-32	5-23		Caleb Reed (L, 1-7)	---	10,279	5,507	3:49	
May 21	at LSU	3-17	3-6-0-3	17-14-0-5	9	22-32	5-34		<u>Devin Jones</u> (L, 2-4)	---	10,831	6,837	3:00	
May 22	at LSU	2-1	2-6-1-12	1-5-3-11	9	23-33	6-24		<u>Chris Stratton</u> (W, 5-3), Kendall Graveman (Sv-1)	Duffy (3)	10,743	6,266	3:09	

# --- Trustmark Park (Pearl, Miss.)

Starting pitchers shown underlined - complete-games in CAPS - complete-game wins in bold CAPS

\* Estimated attendance — actual attendance figure not available



# 2010 SEASON IN REVIEW

2010 overall statistics (23-33 • SEC: 6-24 • Home: 19-14 • Away: 4-15 • Neutral: 0-4)

PLAYER	AVG	GP-GS	AB	R	H	2B	3B	HR	RBI	TB	SL%	BB	HB	SO	OB%	SB-SBA	PO	A	E	PCT
POWERS, Connor (1b)	.379	56-56	214	55	81	18	1	16	68	149	.696	41	5	38	.483	3-3	478	34	4	.992
DUFFY, Ryan (of/dh)	.358	42-32	137	25	49	7	1	10	41	88	.642	4	6	29	.393	2-2	37	0	4	.902
BUTLER, Jet (inf)	.329	49-38	152	20	50	13	1	3	25	74	.487	8	6	35	.379	2-3	57	67	9	.932
VICKERSON, Nick (3b)	.328	54-48	183	58	60	12	0	8	27	96	.525	31	11	40	.447	10-11	38	86	19	.867
ADKINS, Luke (of)	.327	53-52	205	57	67	14	2	8	30	109	.532	29	7	27	.426	4-5	80	5	4	.955
FREEMAN, Cody (c)	.301	41-31	123	16	37	8	0	3	26	54	.439	14	2	24	.373	5-5	154	19	6	.966
SNEED, Russ (inf)	.292	52-45	168	37	49	10	1	9	44	88	.524	37	9	32	.432	1-4	20	10	4	.882
JOHNSON, Trey (of/lhp)	.279	22-11	43	13	12	3	0	0	3	15	.349	8	4	19	.436	2-3	13	5	1	.947
COLLINS, Ryan (of)	.271	53-34	144	19	39	4	2	0	22	47	.326	19	6	29	.374	9-10	80	3	4	.954
SHEPHERD, Jaron (of)	.250	50-36	132	38	33	7	3	1	34	49	.371	22	8	33	.382	7-11	89	0	1	.989
FROST, Sam (2b)	.248	45-32	113	24	28	8	1	0	13	38	.336	13	4	35	.341	4-5	57	98	11	.934
THIGPEN, Wes (c)	.225	40-30	111	20	25	1	0	4	17	38	.342	17	3	35	.338	2-3	222	26	1	.996
OGDEN, Jonathan (ss)	.207	56-56	188	29	39	7	1	6	28	66	.351	19	12	50	.318	6-8	99	182	12	.959
----- LESS THAN 30 AT-BATS -----																				
BROWNLEE, Brent (of)	.000	6-3	8	1	0	0	0	0	0	0	.000	2	1	3	.273	0-0	3	0	0	1.000
WATSON, C.C. (lhp)	.000	1-0	1	0	0	0	0	0	0	0	.000	0	0	1	.000	0-0	0	5	1	.833
BRACEWELL, Ben (rhp)	.000	2-0	1	0	0	0	0	0	0	0	.000	0	0	1	.000	0-0	1	6	0	1.000
BOLE, Luke (lhp)	.000	1-0	0	0	0	0	0	0	0	0	.000	0	1	0	1.000	0-0	1	11	2	.857
Totals	.296	56	1923	412	569	112	13	68	378	911	.474	264	85	431	.398	57-73	1459	632	90	.959
Opponents	.315	56	1994	440	628	113	18	62	401	963	.483	253	60	387	.404	48-68	1454	486	55	.972

GRAND SLAMS - MSU: 1 (Duffy 1), OPP: 2 (LEFT ON BASE - MSU: 469, OPP: 462; DOUBLE PLAYS TURNED - MSU: 55, OPP: 36; CATCHER'S INTER-FERENCE - MSU: 1 (Freeman 1). INTENTIONAL WALKS - MSU: 5 (SC. Powers 3, Shepherd 1, Sneed 1), OPP: 3; SACRIFICE FLIES - MSU: 32 (Sneed 6, Butler 3, Duffy 3, Freeman 3, Powers 3, Shepherd 3, Vickerson 3, Collins 2, Frost 2, Thigpen 2, Adkins 1, Ogden 1), OPP: 24; SACRIFICE HITS - MSU: 31 (Adkins 8, Ogden 6, Vickerson 4, Shepherd 3, Thigpen 3, Collins 2, Frost 2, Freeman 1, Johnson 1, Sneed 1, ), OPP: 29.

PLAYER	ERA	W-L	G	GS-CG	SH	SV	IP	H	R-ER	BB	SO	2B	3B	HR	AVG	WP-HB	PO	A	E	FLD%
HOUSTON, Greg (rhp)	4.60	5-1	21	0-0	0	0	29.1	30	18-15	7	26	8	1	2	.263	3-5	2	1	0	1.000
STRATTON, Chris (rhp)	5.29	5-3	14	14-1	1	0	78.1	84	54-46	42	76	9	2	9	.280	8-7	5	13	1	.947
WHITNEY, Tyler (lhp)	6.66	0-3	14	7-1	0	0	52.2	82	51-39	23	47	14	2	11	.349	2-5	1	13	1	.933
REED, Caleb (rhp)	6.99	1-7	25	3-0	0	0	67.0	82	55-52	24	51	19	4	8	.308	4-12	6	15	1	.955
GRAVEMAN, Kendall (rhp)	7.02	19	19	4-1	1	1	50.0	58	43-39	32	21	9	1	3	.299	7-6	7	12	2	.905
GIRODO, Chad (lhp)	7.40	2-3	19	4-1	0	0	48.2	68	48-40	16	28	16	4	12	.330	2-3	2	11	0	1.000
WATSON, C.C. (lhp)	7.62	2-1	13	2-0	0	1	28.2	38	30-26	20	29	7	0	5	.299	2-3	0	5	1	.833
BOLE, Luke (lhp)	8.61	2-2	17	10-0	0	0	38.2	61	42-37	25	19	11	1	2	.365	10-5	1	11	2	.857
----- LESS THAN 20 IP -----																				
LANE, Matt (lhp)	5.25	0-0	9	1-0	0	0	12.0	13	11-7	12	9	6	1	1	.283	4-0	0	3	0	1.000
BRACEWELL, Ben (rhp)	5.50	0-2	17	0-0	0	4	18.0	12	11-11	11	23	1	0	2	.188	2-4	1	6	0	1.000
ROUTT, Nick (lhp)	6.52	1-1	6	6-0	0	0	19.1	28	20-14	6	21	4	0	1	.337	0-2	0	3	2	.600
COLLINS, Corey (rhp)	9.17	1-0	15	1-0	0	0	17.2	31	21-18	14	17	2	2	2	.383	5-1	3	1	0	1.000
JOHNSON, Trey (lhp)	13.85	0-2	10	2-0	0	1	13.0	26	23-20	9	9	4	0	3	.419	1-4	0	3	0	1.000
Totals	6.90	23-33	199	56-4	1	7	486.1	628	440-373	253	387	113	18	62	.315	52-60	28	97	10	.926
Opponents	6.80	33-23		56-0	0	14	484.2	569	412-366	264	431	112	13	68	.296	54-85	--	--	--	---

BALKS - MSU: 5 (Graveman 2, Bole 1, Girodo 1, Whitney 1), OPP: 8; PASSED BALL - MSU: 11 (Thigpen 6, Freeman 5), OPP: 19; PICKOFFS - MSU: 24 (Girodo 5, Bole 4, Reed 4, Freeman 2, Stratton 2, Watson 2, Bracewell 1, Collins 1, Lane 1, Whitney 1), OPP: 27; MSU SBA/ATT: Freeman (30-32), Thigpen (18-28), Reed (10-14), Bole (7-9), Graveman (6-8), Girodo (6-7), Whitney (2-6), Routt (4-5), Houston (3-4), D. Jones (3-4), Stratton (2-3), Collins (2-3), Watson (1-3), Bracewell (2-2).

Statistics of returning players shown in bold

## Score By Innings

	1	2	3	4	5	6	7	8	9	EI	TOTAL
Mississippi State	62	42	51	38	48	43	47	51	23	7	412
Opponents	48	44	53	58	60	52	43	54	20	8	440

## Paid Attendance

	HOME	ROAD	NEUTRAL	OVERALL
Total:	194,094	89,081	18,349	301,524
Dates:	32	17	4	53
Average:	6,065	5,240	4,587	5,689

## HITTING STREAKS

Games	Player	Date of streak
11	Jet Butler	Feb. 23-Mar. 20
9	Connor Powers	May 2-15
8	Connor Powers	Mar. 6-17
8	Nick Vickerson	Apr. 6 - Apr. 20
7	Luke Adkins	Feb. 27-Mar. 10
7	Jaron Shepherd	Apr. 17-30
7	Nick Vickerson	Apr. 25-May 5

# 2010 SEASON IN REVIEW

2010 SEC statistics (6-24 • Home: 4-11 • Away: 2-13)

PLAYER	AVG	GP-GS	AB	R	H	2B	3B	HR	RBI	TB	SL%	BB	HB	SO	OB%	SB-SBA	PO	A	E	PCT
DUFFY, Ryan	.371	22-18	70	11	26	4	0	4	13	42	.600	0	5	18	.403	1-1	25	0	3	.893
SNEED, Russ (inf)	.336	29-28	107	21	36	8	1	6	30	64	.598	17	4	25	.432	0-3	0	0	0	.000
VICKERSON, Nick (3b)	.333	29-27	117	32	39	8	0	6	19	65	.556	13	6	28	.423	6-6	20	39	11	.843
POWERS, Connor (1b)	.330	30-30	115	31	38	9	0	6	23	65	.565	20	5	23	.447	0-0	235	19	2	.992
COLLINS, Ryan (of)	.300	27-16	70	7	21	2	1	0	7	25	.357	10	2	13	.398	5-6	36	2	0	1.000
ADKINS, Luke (of)	.298	29-29	124	31	37	8	0	7	22	66	.532	13	2	20	.374	1-1	58	4	4	.939
BUTLER, Jet (inf)	.281	28-24	89	7	25	7	1	0	12	34	.382	6	1	27	.327	0-1	40	44	5	.944
SHEPHERD, Jaron (of)	.263	27-21	76	18	20	5	0	1	19	28	.368	12	4	15	.391	4-7	53	0	1	.981
THIGPEN, Wes (c)	.263	20-17	57	11	15	0	0	4	10	27	.474	8	2	16	.362	1-1	106	11	0	1.000
FREEMAN, Cody (c)	.259	22-14	58	5	15	3	0	0	10	18	.310	6	1	9	.328	3-3	84	9	2	.979
FROST, Sam (2b)	.224	25-16	58	10	13	4	0	0	3	17	.293	6	2	18	.313	1-2	39	49	6	.936
JOHNSON, Trey (of/lhp)	.167	7-0	6	0	1	0	0	0	0	1	.167	0	0	3	.167	0-0	0	3	0	.000
OGDEN, Jonathan (ss)	.150	30-30	100	13	15	2	0	3	12	26	.260	8	6	29	.254	1-2	49	94	9	.941
Totals	.287	30-30	1047	197	301	60	3	37	180	478	.457	119	40	244	.376	23-33	760	318	47	.958
Opponents	.344	30-30	1082	295	372	70	10	53	279	621	.574	160	30	194	.436	24-34	788	267	25	.977

GRAND SLAMS - OPP: 2; LEFT ON BASE - MSU: 247, OPP: 249; DOUBLE PLAYS TURNED - MSU: 32, OPP: 15; CATCHER'S INTERFERENCE - MSU: 1 (Freeman 1). INTENTIONAL WALKS - MSU: 2 (Powers 2); SACRIFICE FLIES - 16 (Sneed 4, Butler 2, Duffy 2, Freeman 2, Thigpen 2, Collins 1, Frost 1, Powers 1, Vickerson 1), OPP: 16; SACRIFICE HITS - MSU: 10 (Adkins 3, Ogden 3, Collins 1, Frost 1, Thigpen 1, Vickerson 1); OPP: 15.

PLAYER	ERA	W-L	G	GS-CG	SH	SV	IP	H	R-ER	BB	SO	2B	3B	HR	AVG	WP-HB	PO	A	E	FLD%
ROUTT, Nick (lhp)	0.00	0-0	1	1-0	0	0	2.0	3	1-0	0	2	0	0	0	.333	0-0	0	0	0	.000
STRATTON, Chris (rhp)	6.16	3-1	10	10-1	0	0	57.0	65	42-39	34	55	6	2	9	.300	4-6	4	9	0	1.000
WHITNEY, Tyler (lhp)	6.91	0-3	10	5-1	0	0	41.2	68	42-32	16	36	13	2	11	.358	1-3	1	9	1	.909
REED, Caleb (rhp)	9.00	0-6	16	3-0	0	0	43.0	62	45-43	19	28	15	2	8	.346	2-5	4	10	0	1.000
BRACEWELL, Ben (rhp)	9.35	0-1	9	0-0	0	2	8.2	9	9-9	6	11	1	0	2	.265	1-3	1	4	0	1.000
HOUSTON, Greg (rhp)	9.53	1-1	11	0-0	0	0	11.1	17	14-12	4	13	5	0	2	.347	3-2	0	1	0	1.000
JONES, Devin (rhp)	10.67	1-3	11	1-0	0	0	14.1	16	18-17	14	12	2	0	4	.258	2-1	1	0	0	1.000
BOLE, Luke (lhp)	10.80	1-2	9	5-0	0	0	20.0	30	25-24	18	9	7	0	2	.345	4-2	1	2	1	.750
GIRODO, Chad (lhp)	11.88	0-3	10	1-0	0	0	16.2	29	29-22	6	10	5	2	6	.367	1-2	1	2	0	1.000
COLLINS, Corey (rhp)	12.00	0-0	7	0-0	0	0	6.0	12	9-8	8	6	1	1	2	.414	3-0	0	1	0	1.000
GRAVEMAN, Kendall (rhp)	13.03	0-3	11	3-0	0	1	19.1	28	31-28	21	4	6	1	3	.368	0-3	2	4	1	.857
JOHNSON, Trey (of/lhp)	13.50	0-1	6	1-0	0	0	9.1	19	17-14	5	5	3	0	3	.422	1-1	0	3	0	1.000
WATSON, C.C. (lhp)	21.60	0-0	6	0-0	0	0	3.1	10	8-8	6	3	3	0	1	.526	0-0	0	2	0	1.000
LANE, Matt (rhp)	40.50	0-0	3	0-0	0	0	0.2	4	5-3	3	0	3	0	0	.571	0-0	0	0	0	.000
Totals	9.13	6-24	83	30-2	0	3	253.1	372	295-257	160	194	70	10	53	.344	22-30	15	47	3	.954
Opponents	6.03	24-6	30-0	0	9	262.2	301	197-176	119	244	60	3	37	.287	27-40					

BALKS - MSU: 1 (Girodo), OPP: 1; PASSED BALLS - MSU: 6 (Freeman 3, Thigpen 3), OPP: 6; PICKOFFS - MSU: 7 (Watson 2, Bole 1, Collins 1, Girodo 1, Stratton 1, Reed 1), OPP: 5; MSU SBA/ATT - Freeman (16-17), Thigpen (8-12), Reed (5-7), Graveman (4-6), Bole (3-4), Whitney (2-4), D. Jones (3-3), Stratton (2-3), Houston (2-2), Watson (0-2), Bracewell (1-1), Collins (1-1), Girodo (1-1).

Statistics of returning players shown in bold

	Score By Innings									Paid Attendance				
	1	2	3	4	5	6	7	8	9	EI	TOTAL	HOME	ROAD	OVERALL
Mississippi State	33	17	28	19	21	24	14	29	10	2	197	Total: 93,438	79,399	172,837
Opponents	21	28	32	43	51	35	32	34	11	8	295	Dates: 15	14	29
												Average: 6,229	5,671	5,959

## GAME WINNING RBI (19)

No.	Date	Opponent	Player (#GWRBI)/RBI	Inn.	Play	No.	Date	Opponent	Player (#GWRBI)/RBI	Inn.	Play
1.	2-19	Rhode Island	Luke Adkins (1)	1	9th *1B	11.	3-28	Georgia	Cody Freeman (3)	1	9th *1B
2.	2-20	Rhode Island	Connor Powers (1)	1	1st HR	12.	4-3	at South Carolina	Ryan Collins (1)	2	1st 2B
3.	2-21	Rhode Island	Connor Powers (2)	1	3rd SF	13.	4-6	Jackson State	Ryan Duffy (1)	2	1st 2B
4.	2-23	UAB	Connor Powers (3)	1	9th *HR	14.	4-14	South Alabama	Connor Powers (6)	1	1st 1B
5.	3-5	Southeast Missouri	Connor Powers (4)	3	10th *HR	15.	4-17	Tennessee	Nick Vickerson (1)	3	7th HR
6.	3-6	Michigan State	Connor Powers (5)	1	4th FC	16.	4-18	Tennessee	Connor Powers (7)	1	1st 2B
7.	3-6	Southeast Missouri	Jaron Shepherd (1)	2	3rd 1B	17.	5-12	Northwestern State	Connor Powers (8)	1	7th 1B
8.	3-7	Michigan State	Jaron Shepherd (2)	1	2nd FC	18.	5-18	at Southern Miss	Ryan Duffy (2)	2	7th 3B
9.	3-10	Western Kentucky	Cody Freeman (1)	1	5th 2B	19.	5-22	at LSU	Ryan Duffy (3)	1	1st 1B
10.	3-14at	TAMU-Corpus Christi	Cody Freeman (2)	1	10th 1B						

\* walk-off GWRBI

# 2010 SEASON IN REVIEW

## STARTERS BY POSITION...

## STARTERS BY BATTING ORDER...

1B	2B	SS	3B	LF	CF	RF	C	DH	Gm	Date	Opponent (score)	1st	2nd	3rd	4th	5th	6th	7th	8th	9th
Powers	Vickerson	Ogden	Sneed	Adkins	Shepherd	Collins	Thigpen	Duffy	1	2-19	RHODE ISLAND (W, 9-8)	Collins	Adkins	Sneed	Powers	Duffy	Thigpen	Ogden	Shepherd	Vickerson
Powers	Vickerson	Ogden	Butler	Johnson	Shepherd	Collins	Freeman	Sneed	2	2-20	RHODE ISLAND (W, 9-0)	Collins	Freeman	Powers	Sneed	Butler	Johnson	Ogden	Shepherd	Vickerson
Powers	Vickerson	Ogden	Sneed	Johnson	Collins	Adkins	Thigpen	Duffy	3	2-21	RHODE ISLAND (W, 12-6)	Collins	Adkins	Powers	Duffy	Sneed	Thigpen	Ogden	Johnson	Vickerson
Powers	Vickerson	Ogden	Butler	Adkins	Brownlee	Shepherd	Freeman	Sneed	4	2-23	UAB (W, 6-5)	Brownlee	Adkins	Powers	Sneed	Freeman	Butler	Ogden	Shepherd	Vickerson
Powers	Vickerson	Ogden	Sneed	Johnson	Brownlee	Adkins	Thigpen	Duffy	5	2-26	SOUTHEASTERN LA (L, 1-4)	Brownlee	Adkins	Powers	Sneed	Duffy	Thigpen	Ogden	Johnson	Vickerson
Powers	Vickerson	Ogden	Butler	Adkins	Brownlee	Collins	Freeman	Sneed	6	2-27	SOUTHEASTERN LA (L, 5-8)	Adkins	Vickerson	Powers	Freeman	Collins	Sneed	Ogden	Butler	Brownlee
Powers	Vickerson	Ogden	Sneed	Adkins	Johnson	Collins	Thigpen	Duffy	7	2-28	SOUTHEASTERN LA (L, 5-6)	Ogden	Adkins	Sneed	Powers	Duffy	Thigpen	Collins	Vickerson	Johnson
1 Powers	Frost	Ogden	Sneed	Adkins	Shepherd	Collins	Thigpen	Freeman	8	3-5	SOUTHEAST MISSOURI (W, 10-7)	Adkins	Ogden	Powers	Freeman	Collins	Sneed	Shepherd	Thigpen	Frost
Powers	Frost	Ogden	Butler	Johnson	Shepherd	Adkins	Freeman	Duffy	9	3-6	MICHIGAN STATE (W, 7-4)	Adkins	Johnson	Powers	Freeman	Shepherd	Butler	Ogden	Duffy	Frost
1 Powers	Frost	Ogden	Sneed	Adkins	Shepherd	Collins	Thigpen	Freeman	10	3-6	SOUTHEAST MISSOURI (W, 3-2)	Adkins	Sneed	Powers	Freeman	Shepherd	Thigpen	Collins	Ogden	Frost
Powers	Frost	Ogden	Vickerson	Johnson	Shepherd	Adkins	Freeman	Sneed	11	3-7	MICHIGAN STATE (W, 14-6)	Adkins	Sneed	Powers	Freeman	Shepherd	Ogden	Johnson	Vickerson	Frost
Powers	Frost	Ogden	Vickerson	Adkins	Shepherd	Johnson	Thigpen	Freeman	12	3-10	WESTERN KENTUCKY (W, 9-4)	Vickerson	Adkins	Powers	Freeman	Johnson	Ogden	Shepherd	Thigpen	Frost
Powers	Frost	Ogden	Vickerson	Adkins	Shepherd	Collins	Freeman	Johnson	13	3-12	vs. Oklahoma (L, 5-16)	Vickerson	Adkins	Powers	Johnson	Freeman	Shepherd	Ogden	Collins	Frost
Powers	Frost	Ogden	Butler	Adkins	Shepherd	Johnson	Thigpen	Duffy	14	3-13	vs. UCLA (L, 2-5)	Adkins	Johnson	Powers	Butler	Shepherd	Ogden	Duffy	Thigpen	Frost
Powers	Ogden	Vickerson	Butler	Adkins	Shepherd	Collins	Freeman	Duffy	15	3-14	TAMU-CORPUS CHRISTI (L, 6-8)	Vickerson	Adkins	Powers	Freeman	Butler	Ogden	Duffy	Collins	Shepherd
Powers	Frost	Ogden	Vickerson	Adkins	Collins	Butler	Thigpen	Freeman	16	3-14	TAMU-CORPUS CHRISTI (W, 4-2)	Vickerson	Adkins	Powers	Freeman	Butler	Collins	Thigpen	Ogden	Frost
Powers	Frost	Ogden	Vickerson	Duffy	Shepherd	Collins	Freeman	Butler	17	3-17	MISSISSIPPI VALLEY ST (W, 16-2)	Vickerson	Collins	Powers	Freeman	Butler	Duffy	Shepherd	Ogden	Frost
Powers	Frost	Ogden	Vickerson	Butler	Collins	Adkins	Thigpen	Freeman	18	3-19	at Florida (L, 2-7)	Vickerson	Adkins	Powers	Freeman	Collins	Butler	Ogden	Thigpen	Frost
Powers	Frost	Ogden	Vickerson	Butler	Collins	Adkins	Freeman	Sneed	19	3-20	at Florida (L, 4-5)	Vickerson	Adkins	Powers	Freeman	Collins	Butler	Ogden	Sneed	Frost
Powers	Frost	Ogden	Vickerson	Adkins	Shepherd	Collins	Thigpen	Butler	20	3-21	at Florida (L, 1-4)	Vickerson	Adkins	Powers	Butler	Collins	Thigpen	Shepherd	Ogden	Frost
3 Powers	Frost	Ogden	Vickerson	Duffy	Collins	Adkins	Freeman	Sneed	21	3-24	MEMPHIS (W, 7-6)	Vickerson	Adkins	Powers	Freeman	Sneed	Collins	Duffy	Ogden	Frost
2 Powers	Frost	Ogden	Vickerson	Butler	Collins	Adkins	Thigpen	Sneed	22	3-26	GEORGIA (W, 9-8)	Vickerson	Adkins	Powers	Sneed	Collins	Thigpen	Butler	Ogden	Frost
Powers	Frost	Ogden	Vickerson	Adkins	Shepherd	Collins	Freeman	Sneed	23	3-27	GEORGIA (L, 4-7)	Vickerson	Adkins	Powers	Sneed	Collins	Freeman	Shepherd	Ogden	Frost
2 Powers	Frost	Ogden	Vickerson	Butler	Collins	Adkins	Thigpen	Sneed	24	3-28	GEORGIA (W, 11-10)	Vickerson	Adkins	Powers	Sneed	Collins	Butler	Thigpen	Ogden	Frost
3 Powers	Frost	Ogden	Vickerson	Butler	Collins	Adkins	Freeman	Sneed	25	3-30	vs. Ole Miss (L, 3-5)	Vickerson	Adkins	Powers	Sneed	Collins	Freeman	Butler	Ogden	Frost
2 Powers	Frost	Ogden	Vickerson	Butler	Collins	Adkins	Thigpen	Sneed	26	4-2	at South Carolina (L, 2-10)	Vickerson	Adkins	Powers	Sneed	Collins	Butler	Thigpen	Ogden	Frost
Powers	Frost	Ogden	Butler	Duffy	Collins	Adkins	Freeman	Sneed	27	4-3	at South Carolina (W, 8-7)	Adkins	Butler	Powers	Sneed	Collins	Duffy	Freeman	Frost	Ogden
2 Powers	Frost	Ogden	Butler	Duffy	Collins	Adkins	Thigpen	Sneed	28	4-4	at South Carolina (W, 2-14)	Adkins	Butler	Powers	Collins	Sneed	Duffy	Ogden	Frost	Thigpen
Powers	Frost	Ogden	Vickerson	Adkins	Shepherd	Duffy	Freeman	Sneed	29	4-6	JACKSON STATE (W, 18-2)	Vickerson	Adkins	Powers	Sneed	Freeman	Duffy	Ogden	Frost	Shepherd
3 Powers	Frost	Ogden	Vickerson	Butler	Collins	Adkins	Freeman	Sneed	30	4-9	ARKANSAS (L, 3-8)	Vickerson	Adkins	Powers	Sneed	Collins	Freeman	Butler	Ogden	Frost
2 Powers	Frost	Ogden	Butler	Duffy	Collins	Adkins	Thigpen	Sneed	31	4-10	ARKANSAS (L, 5-8)	Adkins	Sneed	Powers	Duffy	Butler	Ogden	Collins	Thigpen	Frost
Powers	Butler	Ogden	Vickerson	Adkins	Shepherd	Duffy	Freeman	Sneed	32	4-11	ARKANSAS (L, 3-13)	Vickerson	Sneed	Powers	Freeman	Butler	Adkins	Duffy	Ogden	Shepherd
Powers	Frost	Ogden	Butler	Johnson	Collins	Adkins	Thigpen	Sneed	33	4-14	SOUTH ALABAMA (W, 9-5)	Adkins	Duffy	Powers	Butler	Collins	Johnson	Ogden	Frost	Thigpen
Powers	Butler	Ogden	Vickerson	Adkins	Shepherd	Collins	Freeman	Sneed	34	4-16	TENNESSEE (L, 13-15)	Vickerson	Adkins	Powers	Sneed	Freeman	Butler	Collins	Ogden	Shepherd
Powers	Butler	Ogden	Vickerson	Adkins	Shepherd	Duffy	Thigpen	Sneed	35	4-17	TENNESSEE (W, 11-7)	Vickerson	Adkins	Powers	Duffy	Sneed	Butler	Thigpen	Ogden	Shepherd
4 Powers	Butler	Ogden	Vickerson	Duffy	Shepherd	Adkins	Thigpen	Sneed	36	4-18	TENNESSEE (W, 14-6)	Vickerson	Adkins	Powers	Sneed	Duffy	Butler	Thigpen	Shepherd	Ogden
Powers	Butler	Ogden	Vickerson	Duffy	Shepherd	Collins	Freeman	Johnson	37	4-20	ALCORN STATE (W, 27-4)	Vickerson	Collins	Powers	Duffy	Butler	Freeman	Johnson	Shepherd	Ogden
4 Powers	Butler	Ogden	Vickerson	Duffy	Shepherd	Adkins	Thigpen	Sneed	38	4-23/24	at Alabama (L, 5-8)	Vickerson	Adkins	Powers	Duffy	Sneed	Butler	Thigpen	Shepherd	Ogden
5 Powers	Butler	Ogden	Vickerson	Duffy	Shepherd	Adkins	Freeman	Sneed	39	4-25	at Alabama (L, 8-9 - 8 inn.)	Vickerson	Adkins	Powers	Sneed	Butler	Duffy	Freeman	Shepherd	Ogden
4 Powers	Butler	Ogden	Vickerson	Duffy	Shepherd	Adkins	Thigpen	Sneed	40	4-25	at Alabama (L, 4-6 - 7 inn.)	Vickerson	Adkins	Powers	Duffy	Sneed	Butler	Shepherd	Ogden	Thigpen
5 Powers	Butler	Ogden	Vickerson	Duffy	Shepherd	Adkins	Freeman	Sneed	41	4-30	OLE MISS (L, 2-4)	Vickerson	Adkins	Powers	Sneed	Freeman	Butler	Duffy	Shepherd	Ogden
4 Powers	Butler	Ogden	Vickerson	Duffy	Shepherd	Adkins	Thigpen	Sneed	42	5-1	OLE MISS (L, 10-12)	Vickerson	Adkins	Powers	Duffy	Sneed	Butler	Shepherd	Thigpen	Ogden
Powers	Frost	Ogden	Vickerson	Duffy	Shepherd	Adkins	Freeman	Sneed	43	5-2	OLE MISS (L, 11-19)	Vickerson	Adkins	Powers	Duffy	Sneed	Shepherd	Freeman	Frost	Ogden
3 Powers	Frost	Ogden	Vickerson	Butler	Collins	Adkins	Freeman	Sneed	44	5-4	at Jackson State (L, 1-3)	Vickerson	Adkins	Powers	Sneed	Freeman	Butler	Collins	Ogden	Frost
Powers	Frost	Ogden	Vickerson	Duffy	Collins	Adkins	Thigpen	Sneed	45	5-5	vs. Southern Miss (L, 3-14)	Vickerson	Adkins	Powers	Sneed	Thigpen	Duffy	Collins	Ogden	Frost
Powers	Frost	Ogden	Vickerson	Duffy	Shepherd	Adkins	Thigpen	Sneed	46	5-7	at Auburn (L, 6-9)	Vickerson	Adkins	Powers	Sneed	Shepherd	Duffy	Thigpen	Ogden	Frost
Powers	Frost	Ogden	Vickerson	Collins	Shepherd	Adkins	Freeman	Sneed	47	5-8	at Auburn (L, 14-16)	Vickerson	Adkins	Powers	Sneed	Shepherd	Freeman	Collins	Ogden	Frost
6 Powers	Frost	Ogden	Vickerson	Collins	Shepherd	Adkins	Thigpen	Sneed	48	5-9	at Auburn (L, 8-11)	Vickerson	Adkins	Powers	Sneed	Shepherd	Thigpen	Collins	Ogden	Frost
2 Powers	Frost	Ogden	Vickerson	Butler	Collins	Adkins	Thigpen	Sneed	49	5-12	NORTHWESTERN STATE (W, 8-5)	Vickerson	Adkins	Powers	Sneed	Collins	Butler	Frost	Thigpen	Ogden
6 Powers	Frost	Ogden	Vickerson	Collins	Shepherd	Adkins	Thigpen	Sneed	50	5-14	VANDERBILT (L, 8-13)	Vickerson	Adkins	Powers	Sneed	Shepherd	Collins	Frost	Thigpen	Ogden
5 Powers	Butler	Ogden	Vickerson	Duffy	Shepherd	Adkins	Freeman	Sneed	51	5-15	VANDERBILT (L, 7-13)	Vickerson	Adkins	Powers	Duffy	Sneed	Shepherd	Freeman	Butler	Ogden
Powers	Butler	Ogden	Vickerson	Duffy	Shepherd	Collins	Freeman	Sneed	52	5-16	VANDERBILT (L, 4-14)	Vickerson	Collins	Powers	Duffy	Sneed	Shepherd	Freeman	Butler	Ogden
5 Powers	Butler	Ogden	Vickerson	Duffy	Shepherd	Adkins	Thigpen	Sneed	53	5-18	at Southern Miss (W, 16-9)	Vickerson	Adkins	Powers	Sneed	Shepherd	Duffy	Butler	Thigpen	Ogden
5 Powers	Butler	Ogden	Vickerson	Duffy	Shepherd	Adkins	Thigpen	Sneed	54	5-20	at LSU (L, 13-14)	Vickerson	Adkins	Powers	Duffy	Sneed	Shepherd	Butler	Thigpen	Ogden
Powers	Butler	Ogden	Vickerson	Duffy	Shepherd	Adkins	Freeman	Sneed	55	5-21	at LSU (L, 13-17)	Vickerson	Adkins	Powers	Duffy	Sneed	Shepherd	Butler	Freeman	Ogden
5 Powers	Butler	Ogden	Vickerson	Duffy	Shepherd	Adkins	Thigpen	Sneed	56	5-22	at LSU (W, 2-1)	Vickerson	Adkins	Powers	Duffy	Sneed	Shepherd	Butler	Thigpen	Ogden

## MSU's record when...

Playing at Dudy Noble Field: .....	19-14	In doubleheaders: .....	3-3	Games decided in last at-bat: .....	6-7
Playing away: .....	4-15	When scoring first: .....	17-15	Walk-off wins .....	4
Playing at a neutral site: .....	0-4	When opponent scores first: .....	6-18	Walk-off losses .....	1
Vs. SEC overall: .....	6-24	When scoring 10 or more runs: .....	10-5	When not committing an error: .....	6-11
Vs. SEC at home: .....	4-11	When allowing 10 or more runs: .....	1-15	When committing 2+ errors: .....	9-16
Vs. SEC away: .....	2-13	When scoring 5 runs or less: .....	3-22	Vs. top 30-ranked opponents: .....	3-21
Vs. Non-conference: .....	17-9	When allowing 5 runs or less: .....	12-7	Vs. teams ranked in the top 10: .....	0-7
Vs. Non-conference at home: .....	15-3	When hitting at least 1 HR: .....	13-21	On Sunday: .....	5-10
Vs. Non-conference away: .....	2-2	When allowing at least 1 HR: .....	7-24	On Tuesday: .....	5-2
Vs. Non-conference neutral: .....	0-4	When out-hitting an opponent: .....	14-7	On Wednesday: .....	4-1
Playing a day game: .....	14-18	When out-hit by an opponent: .....	7-24	On Thursday: .....	0-1
Playing a night game: .....	9-15	When matching opponents' hits: .....	2-2	On Friday: .....	3-11
In one-run games: .....	8-4	When facing starting LHP: .....	10-11	On Saturday: .....	6-8
In two-run games: .....	1-8	When facing starting RHP: .....	13-22	In February: .....	4-3
In five+-run games: .....	9-12	When leading after 7th inning: .....	17-2	In March: .....	10-8
In extra-inning games .....	2-2	When trailing after 7th inning: .....	4-26	In April: .....	6-10
In shutouts: .....	1-0	When tied after 7th inning: .....	2-2	In May: .....	3-12

# 2010 SEASON IN REVIEW

## HOME RUNS (68)

HR BY RBI — 1-RBI: 41, 2-RBI: 16, 3-RBI: 10, 4-RBI: 1;  
 RUNS VIA HR: 107 • HR BY OUT — 0-OUT: 26, 1-OUT: 19, 2-OUT: 23  
 HOME: 37, AWAY: 29, NEUTRAL: 2 • VS. SEC: 37, VS. NON-SEC: 31

No.	Player (HR #)	Date	Opponent (pitcher)	Inn.	RBI	Outs
1.	Connor Powers (1)	Feb. 20	Rhode Island (Pickering)	1	1	2
2.	Connor Powers (2)	Feb. 20	Rhode Island (Pickering)	3	1	*0
3.	Jonathan Ogden (1)	Feb. 21	Rhode Island (Leaver)	4th	2	0
4.	Ryan Duffy (1)	Feb. 21	Rhode Island (Curran)	4th	4	2
5.	Luke Adkins (1)	Feb. 23	UAB (Graffeo)	c-9th	1	*0
6.	Connor Powers (3)	Feb. 23	UAB (Graffeo)	c-9th	1	0
7.	Russ Sneed (1)	Feb. 28	Southeastern La. (Boudreaux)	1st	2	1
8.	Connor Powers (4)	Feb. 28	Southeastern La. (Boudreaux)	3rd	2	0
9.	Cody Freeman (1)	Mar. 5	Southeast Missouri (Mahon)	4th	2	2
10.	Connor Powers (5)	Mar. 5	Southeast Missouri (Wise)	10th	3	1
11.	Connor Powers (6)	Mar. 7	Michigan State (Simpson)	3rd	3	2
12.	Connor Powers (7)	Mar. 7	Michigan State (Holm)	c-7th	3	0
13.	Cody Freeman (2)	Mar. 7	Michigan State (Holm)	c-7th	1	0
14.	Ryan Duffy (2)	Mar. 14	1-at TAMU-CC (Orr)	2nd	1	2
15.	Nick Vickerson (1)	Mar. 14	1-at TAMU-CC (Orr)	5th	1	1
16.	Connor Powers (8)	Mar. 14	2-at TAMU-CC (Liedka)	8th	1	2
17.	Nick Vickerson (2)	Mar. 19	at No. 6 Florida (Panteliodis)	3rd	1	1
18.	Wes Thigpen (1)	Mar. 19	at No. 6 Florida (Panteliodis)	8th	1	*0
19.	Wes Thigpen (2)	Mar. 20	at No. 6 Florida (Randall)	2nd	1	1
20.	Jet Butler (1)	Mar. 24	Memphis (Paullus)	5th	1	1
21.	Russ Sneed (2)	Mar. 24	Memphis (Paullus)	6th	1	2
22.	Jonathan Ogden (2)	Mar. 24	Memphis (Barnes)	7th	1	*0
23.	Russ Sneed (3)	Mar. 28	Georgia (Palazzone)	1st	1	2
24.	Jonathan Ogden (3)	Mar. 28	Georgia (Herman)	8th	3	1
25.	Connor Powers (9)	Mar. 30	vs. No. 11 Ole Miss (Goforth)	6th	2	2
26.	Luke Adkins (2)	Apr. 2	at No. 12 So. Carolina (Cooper)	1st	1	1
27.	Luke Adkins (3)	Apr. 4	at No. 12 So. Carolina (Brown)	1st	1	*0
28.	Russ Sneed (4)	Apr. 4	at No. 12 So. Carolina (Brown)	2nd	1	*0
29.	Ryan Duffy (3)	Apr. 6	Jackson State (Drains)	2nd	2	2
30.	Ryan Duffy (4)	Apr. 6	Jackson State (Nelson)	6th	2	0
31.	Ryan Duffy (5)	Apr. 6	Jackson State (Gray)	7th	3	2
32.	Nick Vickerson (3)	Apr. 9	Arkansas (Smyty)	4th	1	*0
33.	Russ Sneed (5)	Apr. 10	Arkansas (Heatley)	7th	1	1
34.	Nick Vickerson (4)	Apr. 10	Arkansas (Baxendale)	9th	2	1
35.	Connor Powers (10)	Apr. 16	Tennessee (Morgado)	1st	2	1
36.	Ryan Duffy (6)	Apr. 17	Tennessee (McCray)	5th	1	*0
37.	Nick Vickerson (5)	Apr. 17	Tennessee (Blount)	7th	3	1
38.	Ryan Duffy (7)	Apr. 17	Tennessee (Walden)	7th	3	1
39.	Ryan Duffy (8)	Apr. 20	Alcorn State (Williams)	1st	1	2
40.	Jet Butler (2)	Apr. 20	Alcorn State (Williams)	c-5th	2	2
41.	Cody Freeman (4)	Apr. 20	Alcorn State (Williams)	c-5th	1	2
42.	Luke Adkins (4)	Apr. 24	at Alabama (Nelson)	c-3rd	1	2
43.	Connor Powers (11)	Apr. 24	at Alabama (Nelson)	c-3rd	1	2
44.	Connor Powers (12)	Apr. 24	at Alabama (Nelson)	8th	3	1
45.	Russ Sneed (6)	Apr. 25	at Alabama (Hawley)	2nd	1	1
46.	Wes Thigpen (3)	Apr. 25	at Alabama (Smart)	4th	1	*0
47.	Russ Sneed (7)	May 2	Ole Miss (Goforth)	1st	3	2
48.	Connor Powers (13)	May 4	at Jackson State (Nelson)	6th	1	*0
49.	Jonathan Ogden (3)	May 5	vs. Southern Miss (Mingo)	3rd	1	*0
50.	Luke Adkins (5)	May 8	at Auburn (Smith)	2nd	2	0
51.	Russ Sneed (8)	May 8	at Auburn (Blatt)	2nd	2	0
52.	Luke Adkins (6)	May 8	at Auburn (Blatt)	3rd	1	2
53.	Connor Powers (14)	May 8	at Auburn (Blatt)	6th	1	*0
54.	Jaron Shepherd (1)	May 9	at Auburn (Dayton)	3rd	2	1
55.	Jonathan Ogden (5)	May 9	at Auburn (Dayton)	6th	1	1
56.	Luke Adkins (7)	May 9	at Auburn (Ray)	6th	2	2
57.	Russ Sneed (9)	May 12	Northwestern State (Hennigan)	7th	3	1
58.	Wes Thigpen (4)	May 14	Vanderbilt (Hayes)	9th	1	*0
59.	Connor Powers (15)	May 14	Vanderbilt (Hayes)	9th	2	2
60.	Ryan Duffy (9)	May 15	Vanderbilt (Hill)	4th	1	*0
61.	Jonathan Ogden (6)	May 15	Vanderbilt (Brewer)	10th	2	1
62.	Nick Vickerson (6)	May 18	at Southern Miss (Stanley)	1st	0	*0
63.	Jet Butler (3)	May 18	at Southern Miss (Jones)	8th	3	2
64.	Nick Vickerson (7)	May 20	at LSU (Bourgeois)	c-1st	1	*0
65.	Luke Adkins (8)	May 20	at LSU (Bourgeois)	c-1st	1	0
66.	Nick Vickerson (8)	May 21	at LSU (Ross)	4th	1	*0
67.	Ryan Duffy (10)	May 21	at LSU (Ross)	4th	1	2
68.	Connor Powers (16)	May 21	at LSU (Ross)	6th	1	2

\* — lead-off home run      c — consecutive home runs

## HOME RUNS ALLOWED (62)

HR BY RBI — 1-RBI: 28, 2-RBI: 19, 3-RBI: 13, 4-RBI: 2;  
 RUNS VIA HR: 110 • HR BY OUT — 0-OUT: 21, 1-OUT: 22, 2-OUT: 19  
 HOME: 24, AWAY: 37, NEUTRAL: 1 • VS. SEC: 37, VS. NON-SEC: 9

No.	Pitcher (HR #)	Date	Opponent (hitter)	Inn.	RBI	Outs
1.	Chad Girodo (1)	Feb. 23	UAB (Towe)	5th	1	*0
2.	Nick Routt (1)	Feb. 26	Southeastern Louisiana (Gougler)	2nd	1	*0
3.	Chad Girodo (2)	Mar. 6	Michigan State (Roberts)	2nd	2	1
4.	Matt Lane (1)	Mar. 12	vs. Oklahoma (Bushyhead)	8th	2	2
5.	Devin Jones (1)	1-Mar. 14	at TAMU-CC (Hernandez)	5th	2	1
6.	Kendall Graveman (1)	Mar. 19	at No. 6 Florida (Tucker)	c-6th	1	0
7.	Kendall Graveman (2)	Mar. 19	at No. 6 Florida (Maddox)	c-6th	1	0
8.	Chris Stratton (1)	Mar. 20	at No. 6 Florida (Tucker)	6th	1	1
9.	Ben Bracewell (1)	Mar. 21	at No. 6 Florida (Maddox)	8th	3	1
10.	Chad Girodo (3)	Mar. 28	Georgia (Cone)	3rd	3	1
11.	Caleb Reed (1)	Apr. 2	at No. 12 So. Carolina (Thomas)	5th	2	0
12.	Caleb Reed (2)	Apr. 2	at No. 12 So. Carolina (Thomas)	8th	2	2
13.	Chris Stratton (2)	Apr. 3	at No. 12 So. Carolina (Merrifield)	6th	1	*0
14.	Tyler Whitney (1)	Apr. 4	at No. 12 So. Carolina (Ebert)	1st	2	2
15.	Luke Bole (1)	Apr. 4	at No. 12 So. Carolina (Bangs)	4th	3	0
16.	Corey Collins (1)	Apr. 4	at No. 12 So. Carolina (Morales)	4th	1	2
17.	Devin Jones (2)	Apr. 9	No. 9 Arkansas (Cox)	7th	2	2
18.	Greg Houston (1)	Apr. 10	No. 9 Arkansas (Kuhn)	8th	1	*0
19.	Ben Bracewell (2)	Apr. 11	No. 9 Arkansas (Eibner)	7th	4	2
20.	Chad Girodo (4)	Apr. 16	Tennessee (Forsythe)	3rd	2	1
21.	Chad Girodo (5)	Apr. 16	Tennessee (Thurber)	4th	3	1
22.	Devin Jones (3)	Apr. 16	Tennessee (Polk)	5th	2	0
23.	Tyler Whitney (2)	Apr. 16	Tennessee (Duffy)	5th	3	1
24.	Tyler Whitney (3)	Apr. 16	Tennessee (Ramsey)	8th	1	*0
25.	Chris Stratton (3)	Apr. 17	Tennessee (Forsythe)	5th	1	*0
26.	Chris Stratton (4)	Apr. 17	Tennessee (Thurber)	8th	1	2
27.	Chad Girodo (6)	Apr. 20	Alcorn State (Rowan)	7th	1	1
28.	Caleb Reed (3)	Apr. 23	at Alabama (Rutledge)	4th	2	2
29.	Tyler Whitney (4)	Apr. 23	at Alabama (Kindred)	7th	2	2
30.	Chris Stratton (5)	Apr. 25	at Alabama (J. Smith)	4th	4	0
31.	Chris Stratton (6)	Apr. 25	at Alabama (Wilson)	4th	3	1
32.	Tyler Whitney (5)	Apr. 30	Ole Miss (Hashman)	4th	1	2
33.	Caleb Reed (4)	May 2	Ole Miss (Snyder)	2nd	2	1
34.	Greg Houston (2)	May 2	Ole Miss (Hashman)	6th	3	2
35.	C.C. Watson (1)	May 2	Ole Miss (Ferguson)	7th	1	1
36.	Tyler Whitney (6)	May 7	at Auburn (McElroy)	1st	3	0
37.	Tyler Whitney (7)	May 7	at Auburn (Morris)	8th	1	2
38.	Chris Stratton (7)	May 8	at Auburn (Jenkins)	2nd	3	2
39.	Chris Stratton (8)	May 8	at Auburn (Fletcher)	c-5th	2	1
40.	Chad Girodo (7)	May 8	at Auburn (Morris)	c-5th	1	1
41.	Chad Girodo (8)	May 8	at Auburn (Patterson)	c-5th	1	1
42.	Chad Girodo (9)	May 8	at Auburn (Gamache)	5th	2	1
43.	Devin Jones (4)	May 8	at Auburn (McElroy)	7th	2	0
44.	Devin Jones (5)	May 8	at Auburn (Gamache)	7th	1	0
45.	Caleb Reed (5)	May 9	at Auburn (Fletcher)	3rd	1	*0
46.	Caleb Reed (6)	May 9	at Auburn (Fletcher)	4th	1	2
47.	Caleb Reed (7)	May 9	at Auburn (Patterson)	5th	1	*0
48.	Tyler Whitney (8)	May 14	Vanderbilt (Casali)	3rd	3	0
49.	Kendall Graveman (3)	May 14	Vanderbilt (Westlake)	6th	2	1
50.	Chris Stratton (9)	May 15	Vanderbilt (Stratton)	6th	2	0
51.	Luke Bole (2)	May 16	Vanderbilt (Johns)	4th	3	0
52.	Trey Johnson (1)	May 16	Vanderbilt (Giobbi)	4th	3	2
53.	Chad Girodo (10)	May 18	at Southern Miss (Vollmuth)	1st	1	2
54.	Chad Girodo (11)	May 18	at Southern Miss (Vollmuth)	4th	1	*0
55.	Chad Girodo (12)	May 18	at Southern Miss (Ellis)	5th	1	1
56.	Tyler Whitney (9)	May 20	at LSU (Gaudet)	2nd	2	1
57.	Tyler Whitney (10)	May 20	at LSU (Gaudet)	7th	2	1
58.	Tyler Whitney (11)	May 20	at LSU (Edward)	7th	1	2
59.	Caleb Reed (8)	May 20	at LSU (Gibbs)	8th	1	1
60.	Trey Johnson (2)	May 21	at LSU (Hanover)	5th	1	1
61.	Trey Johnson (3)	May 21	at LSU (Landry)	5th	1	2
62.	Corey Collins (2)	May 21	at LSU (Mahtook)	5th	3	2

\* — lead-off home run      c — consecutive home runs

# 2010 SEASON IN REVIEW

## MISSISSIPPI STATE PITCHING STARTS

Date	Pitcher (opp)	IP	H	R-ER	BB	SO	2B	3B	HR	WP	HBP	SCORE	DEC.
2-19-10	Routt (URI)	3.0	7	6-4	1	4	1	0	0	0	0	9-8	ND
2-20-10	Stratton (URI)	6.0	4	0-0	2	6	0	0	0	1	0	9-0	W (1-0)
2-21-10	Whitney (URI)	4.0	6	5-4	2	4	0	0	0	0	0	12-6	ND
2-23-10	Bole (UAB)	2.0	4	4-2	2	0	1	0	0	1	1	6-5	ND
2-26-10	Routt (SLU)	8.0	6	1-1	3	6	0	0	1	0	0	1-4	ND
2-27-10	Stratton (SLU)	2.2	5	5-2	2	0	2	0	0	1	0	5-8	L (1-1)
2-28-10	Collins (SLU)	2.2	6	3-2	1	3	1	0	0	0	0	5-6	ND
3-5-10	Routt (SEMO)	3.0	5	4-1	0	3	1	0	0	0	1	10-7	ND
3-6-10	Girodo (Michigan St.)	2.1	5	3-3	1	1	1	1	1	0	0	7-4	ND
3-6-10	Stratton (SEMO)	7.1	5	2-2	1	9	1	0	0	0	0	3-2	W (2-1)
3-7-10	Bole (Michigan St.)	5.1	7	4-4	0	2	0	0	0	3	1	14-6	W (1-0)
3-10-10	Whitney (WKU)	3.2	4	2-2	3	6	1	0	0	1	1	9-3	ND
3-12-10	Routt (vs. OU)	1.1	7	8-8	2	2	2	0	0	0	1	5-16	L (0-1)
3-13-10	Stratton (vs. UCLA)	5.1	5	5-3	3	6	0	0	0	2	1	2-5	L (2-2)
3-14-10	Jones (at TAMU-CC)	4.1	7	6-4	2	2	3	0	1	0	0	6-8	L (1-1)
3-14-10	Bole (at TAMU-CC)	1.0	3	2-2	2	0	0	0	0	1	0	4-2	ND
3-17-10	Routt (MVSU)	2.0	0	0-0	0	4	0	0	0	0	0	16-2	W (1-1)
3-19-10	Graveman (at Florida)	5.0	6	5-5	4	0	1	0	2	0	1	2-7	L (1-1)
3-20-10	Stratton (at Florida)	6.0	4	1-1	3	7	0	0	1	0	0	4-5	ND
3-21-10	Routt (at Florida)	2.0	3	1-0	0	2	0	0	0	0	0	1-4	ND
3-24-10	Johnson (Memphis)	0.2	3	3-3	0	1	1	0	0	0	1	7-6	ND
3-26-10	Graveman (UGA)	3.0	5	5-5	2	1	0	0	0	0	0	9-8	ND
3-27-10	Stratton (Georgia)	3.2	3	4-4	3	8	0	0	0	0	1	4-7	L (2-3)
3-28-10	Girodo (Georgia)	3.0	6	5-4	1	3	2	0	1	0	0	11-10	ND
3-30-10	Watson (vs. UM)	2.1	4	3-2	2	1	0	0	0	0	0	3-5	L (2-1)
4-2-10	Graveman (at USC)	0.0	2	4-3	3	0	0	0	0	0	0	2-10	L (1-2)
4-3-10	Stratton (at USC)	5.0	8	3-3	5	2	0	0	1	0	1	8-7	W (3-3)
4-4-10	Whitney (at USC)	2.1	2	5-5	5	4	1	0	1	0	0	2-14	L (0-1)
4-6-10	Watson (Jackson St.)	1.0	1	1-0	0	2	0	0	0	1	0	18-2	ND
4-9-10	Reed (Arkansas)	6.1	9	6-6	1	5	3	1	0	0	0	3-8	L (0-3)
4-10-10	Stratton (Arkansas)	6.0	7	2-1	2	5	1	0	0	2	2	5-8	ND
4-11-10	Johnson (Arkansas)	2.2	8	4-3	0	0	1	0	0	0	0	3-13	L (0-1)
4-14-10	Bole (South Alabama)	3.1	7	3-2	2	4	1	0	0	0	0	9-5	ND
4-16-10	Reed (Tennessee)	2.1	9	5-5	0	1	2	0	0	0	0	13-15	ND
4-17-10	Stratton (Tennessee)	9.0	8	7-6	4	0	2	2	7	1	0	7-11	W (4-3)
4-18-10	Bole (Tennessee)	6.0	8	4-4	2	2	1	0	0	0	0	14-6	W (2-0)
4-20-10	Lane (Alcorn State)	4.0	4	1-1	3	4	1	0	0	0	2	27-4	ND
4-23-10	Reed (Alabama)	4.0	4	5-5	4	4	1	0	1	0	1	5-8	L (0-4)
4-25-10	Stratton (Alabama)	3.1	9	8-8	2	1	2	0	2	0	0	8-9	ND
4-25-10	Bole (Alabama)	5.1	7	5-4	2	3	2	0	0	0	0	4-6	L (2-1)
4-30-10	Whitney (Ole Miss)	7.0	7	4-1	3	8	0	0	1	0	0	2-4	L (0-2)
5-1-10	Stratton (Ole Miss)	4.2	7	7-7	3	5	0	0	0	0	0	10-12	ND
5-2-10	Bole (Ole Miss)	0.2	1	2-2	4	1	0	0	0	0	0	11-19	ND
5-4-10	Graveman (Jackson St.)	8.0	6	3-2	0	3	0	0	0	2	2	1-3	L (2-3)
5-5-10	Bole (USM)	2.0	3	2-1	0	2	0	0	0	0	1	3-14	ND
5-7-10	Whitney (Auburn)	8.0	16	9-9	0	5	4	0	2	1	3	6-9	L (0-3)
5-8-10	Stratton (Auburn)	4.1	7	6-5	1	5	1	0	2	0	0	14-16	ND
5-9-10	Bole (Auburn)	1.1	3	3-3	1	1	1	0	0	1	1	8-11	ND
5-12-10	Girodo (Northwestern St.)	5.0	7	1-1	1	1	2	0	0	0	1	8-5	ND
5-14-10	Whitney (Vanderbilt)	2.1	9	5-4	0	3	2	1	1	0	0	8-13	ND
5-15-10	Chris Stratton (Vandy)	8.0	9	4-4	5	8	2	0	1	1	2	7-13	ND
5-16-10	Luke Bole (Vanderbilt)	3.0	4	5-5	5	0	3	0	1	0	1	4-14	L (2-2)
5-18-10	Chad Girodo (at USM)	9.0	12	9-9	5	6	5	0	3	1	0	16-9	W (2-3)
5-20-10	Tyler Whitney (at LSU)	7.0	14	12-7	2	4	2	0	3	0	0	13-14	ND
5-21-10	Devin Jones (at LSU)	2.2	3	8-8	4	1	0	0	0	0	1	17-3	L (2-4)
5-22-10	Chris Stratton (at LSU)	7.0	3	0-0	6	7	0	0	0	0	0	2-1	W (5-3)

## QUALITY PITCHING STARTS (8)

(6 or more IP / 3 or less ER)

NO.	DATE	OPPONENT	PITCHER (DEC.)	IP (H, R-ER, BB, K)
1.	2-20	Rhode Island	Chris Stratton-1st (W)	6.0 (4, 0-0, 2, 6)
2.	2-26	Southeastern La.	Nick Routt-1st (ND)	8.0 (6, 1-1, 3, 6)
3.	3-6	Southeast Missouri	Chris Stratton-2nd (W)	7.1 (5, 2-2, 1, 9)
4.	3-20	at No. 6 Florida	Chris Stratton-3rd (ND)	6.0 (4, 1-1, 3, 7)
5.	4-10	No. 9 Arkansas	Chris Stratton-4th (ND)	6.0 (7, 2-1, 2, 5)
6.	4-30	No. 14 Ole Miss	Tyler Whitney-1st (L)	7.0 (7, 4-1, 3, 8)
7.	5-4	at Jackson State	Kendall Graveman-1st (L)	8.0 (6, 3-2, 0, 3)
8.	5-22	at LSU	Chris Stratton-5th (W)	7.0 (3, 0-0, 6, 7)

## SAVES (7)

NO.	DATE	OPPONENT	PITCHER (SAVE #)	IP (H, R-ER, BB, K)
1.	3-6	Michigan State	Ben Bracewell (1)	1.0 (0, 0-0, 0, 3)
2.	3-6	Southeast Missouri	Devin Jones (1)	1.2 (3, 0-0, 0, 2)
3.	3-24	Memphis	Ben Bracewell (2)	1.1 (0, 0-0, 0, 2)
4.	3-26	Georgia	Ben Bracewell (3)	1.0 (1, 0-0, 2, 1)
5.	4-3	at No. 12 USC	Ben Bracewell (4)	1.0 (0, 0-0, 5, 2)
6.	5-12	Northwestern State	Trey Johnson (1)	1.1 (1, 0-0, 1, 2)
7.	5-22	at No. 27 LSU	Kendall Graveman (1)	2.0 (1, 1-1, 2, 0)

## LONGEST STARTS

- 9.0 IP — Chris Stratton (4-17 vs. Tennessee)
- 9.0 IP — Chad Girodo (5-18 at Southern Miss)
- 8.0 IP — Nick Routt (2-26 vs. Southeastern Louisiana)
- 8.0 IP — Kendall Graveman (5-4 at Jackson State)
- 8.0 IP — Tyler Whitney (5-7 at Auburn)
- 8.0 IP — Chris Stratton (5-15 vs. Vanderbilt)
- 7.1 IP — Chris Stratton (3-6 vs. Southeast Missouri)
- 7.0 IP — Tyler Whitney (4-30 vs. Ole Miss)
- 7.0 IP — Tyler Whitney (5-20 at LSU)
- 7.0 IP — Chris Stratton (5-22 at LSU)
- 6.1 IP — Caleb Reed (4-9 vs. Arkansas)
- 6.0 IP — Chris Stratton (2-20 vs. Rhode Island)
- 6.0 IP — Chris Stratton (3-20 at Florida)
- 6.0 IP — Chris Stratton (4-10 vs. Arkansas)
- 6.0 IP — Luke Bole (4-18 vs. Tennessee)
- 5.1 IP — Luke Bole (3-7 vs. Michigan State)
- 5.1 IP — Chris Stratton (3-13 vs. UCLA)
- 5.1 IP — Luke Bole (4-25 at Alabama)
- 5.0 IP — Kendall Graveman (3-19 at Florida)
- 5.0 IP — Chris Stratton (4-3 at South Carolina)
- 5.0 IP — Chad Girodo (5-12 vs. Northwestern State)

## STRIKEOUTS IN A GAME

- 9 — Chris Stratton (Southeast Missouri, Mar. 6)
- 8 — Chris Stratton (Georgia, Mar. 27)
- 8 — Tyler Whitney (Ole Miss, Apr. 30)
- 7 — Caleb Reed (Rhode Island, Feb. 19)
- 7 — Chris Stratton (at Florida, Mar. 20)
- 7 — Chris Stratton (Tennessee, Apr. 17)
- 7 — Chris Stratton (at LSU, May 22)
- 6 — Nick Routt (Southeastern Louisiana, Feb. 26)
- 6 — Chris Stratton (Rhode Island, Feb. 20)
- 6 — Tyler Whitney (Western Kentucky, Mar. 10)
- 6 — Chris Stratton (vs. Oklahoma, Mar. 13)
- 6 — Chad Girodo (at Southern Miss, May 18)

# 2010 SEC STANDINGS & HONORS

## 2010 SEC BASEBALL STANDINGS

Team	SEC	Pct.	Overall	Pct.	Highest final/ in-season ranking
# Florida	22-8	.733	47-17	.734	7th/2nd
South Carolina	21-9	.700	54-16	.771	1st/1st
% Auburn	20-10	.667	43-21	.672	19th/13th
Arkansas	18-12	.600	43-21	.672	13th/4th
Vanderbilt	16-12	.571	46-20	.697	13th/13th
Ole Miss	16-14	.533	39-24	.619	24th/11th
Alabama	15-15	.500	42-25	.627	16th/16th
\$ LSU	14-16	.467	41-22	.651	1st/25th
Kentucky	13-17	.433	31-25	.554	-/20th
Tennessee	12-18	.400	30-26	.536	-/-
<b>Mississippi State</b>	<b>6-24</b>	<b>.200</b>	<b>23-33</b>	<b>.411</b>	-/-
Georgia	5-23	.179	16-37	.302	-/22nd

# - SEC East, overall champion % - SEC West champion \$ - SEC Tournament champion  
NOTE: SEC Western Division teams shown indented

## COACHES ALL-SEC TEAM

First team	Pos.	Second team
Hunter Morris (AUBURN)	1B	Preston Tucker (FLORIDA)
Anthony Gomez (VANDERBILT)	2B	Chris Bisson (KENTUCKY)
Zack Coz (ARKANSAS)	3B	Austin Maddox (FLORIDA)
Josh Rutledge (ALABAMA)	SS	Austin Nola (LSU), Nolan Fontana (FLORIDA)
Micah Gibbs (LSU)	C	Ryan Jenkins (AUBURN)
Taylor Dugas (ALABAMA)	OF	Matt den Dekker (FLORIDA)
Trent Mummey (AUBURN)	OF	Brett Eibner (ARKANSAS)
Brian Fletcher (AUBURN)	OF	Jackie Bradley Jr. (SOUTH CAROLINA)
Kevin Patterson (FLORIDA)	DH	Matt Gaudet (LSU)
Blake Cooper (SOUTH CAROLINA)	P	Drew Smyly (ARKANSAS)
Drew Pomeranz (OLE MISS)	P	Grant Dayton (AUBURN)/Sonny Gray (VANDERBILT)
Kevin Chapman (FLORIDA)	RP	Matt Price (SOUTH CAROLINA)/Brett Huber (OLE MISS)

## TEAM HONORS

### NCAA POSTSEASON PARTICIPANTS (8)

- Alabama — 4-1 in Atlanta (Ga.) Regional  
— 1-2 in Clemson (S.C.) Super Regional
- Arkansas — 3-1 in Fayetteville (Ark.) Regional  
— 0-2 in Tempe (Ariz.) Super Regional
- Auburn — 3-2 in Auburn (Ala.) Regional
- Florida — 3-0 in Gainesville (Fla.) Regional  
— 2-0 in Gainesville (Fla.) Super Regional  
— 0-2 in NCAA College World Series
- LSU — 1-2 in Los Angeles (Cal.) Regional
- Ole Miss — 1-2 in Charlottesville (Va.) Regional
- So. Carolina — 3-0 in Columbia (S.C.) Regional  
— 2-0 in Myrtle Beach (S.C.) Super Regional  
— 6-1 in NCAA College World Series
- Vanderbilt — 4-1 in Louisville (Ky.) Regional  
— 1-2 in Tallahassee (Fla.) Super Regional

### SEC TOURNAMENT RESULTS

May 20-24 • Hoover Metropolitan Stadium • Hoover, Ala.

#### Wednesday, May 26

- Game 1 #7 Alabama 7, #2 Auburn 1  
Game 2 #6 Ole Miss 3, #3 South Carolina 0  
Game 3 #8 LSU 10, #1 Florida 6  
Game 4 #5 Vanderbilt 2, #4 Arkansas 0

#### Thursday, May 27

- Game 5 Auburn 3, South Carolina 1 [12 inn.] (South Carolina eliminated)  
Game 6 Florida 5, Arkansas 4 (Arkansas eliminated)  
Game 7 Alabama 6, Ole Miss 3  
Game 8 LSU 7, Vanderbilt 5

#### Friday, May 28

- Game 9 Ole Miss 10, Auburn 7 (Auburn eliminated)  
Game 10 Florida 5, Vanderbilt 2 (Vanderbilt eliminated)

#### Saturday, May 29

- Game 11 LSU 8, Ole Miss 0 (Ole Miss eliminated)  
Game 12 Alabama 5, Florida 2 (Florida eliminated)

#### Sunday, May 30

- Game 15 LSU 4, Alabama 3 [11 inn.] (LSU wins SEC Tournament)

### 2010 SEC ALL-TOURNAMENT TEAM

C — Brock Bennett (Alabama), 1B — Blake Dean (LSU), 2B — Tyler Hanover (LSU), SS — Austin Nola (LSU), 3B — Jake Smith (Alabama), OF — Mikie Mahtook (LSU), OF — Matt den Dekker (Florida), DH — Aaron Westlake (Vanderbilt), P — Ben Alsop (LSU), P — Jimmy Nelson (Alabama), MVP — Austin Nola (LSU)

### ALL-FRESHMAN TEAM

- 1B-Christian Walker (SOUTH CAROLINA)  
2B-Anthony Gomez (VANDERBILT)  
3B-Austin Maddox (FLORIDA)  
SS-Nolan Fontana (FLORIDA)  
C-Mike Zunino (FLORIDA)  
OF-Andrew Miller (ALABAMA)  
OF-Chris Fritts (TENNESSEE)  
OF-Evan Marzilli (SOUTH CAROLINA)  
OF-Connor Harrell (VANDERBILT)  
P/DH-Brian Johnson (FLORIDA)  
P-Hudson Randall (FLORIDA)  
P-Chris Stratton (MISSISSIPPI STATE)  
RP-Brett Huber (OLE MISS)  
RP-Matt Price (SOUTH CAROLINA)

### ALL-DEFENSIVE TEAM

- 1B-Preston Tucker (FLORIDA)  
2B-Scott Wingo (SOUTH CAROLINA)  
SS-NOLAN FONTANA (FLORIDA)  
3B-Jake Smith (ALABAMA)  
C-Micah Gibbs (LSU)  
OF-Matt den Dekker (FLORIDA)  
OF-Jackie Bradley Jr. (SOUTH CAROLINA)  
OF-Trent Mummey (AUBURN)  
P-Sonny Gray (VANDERBILT)

### 2010 SEC BASEBALL AWARDS

- Player of the Year* — Hunter Morris (AUBURN)  
*Pitcher of the Year* — Drew Pomeranz (OLE MISS)  
*Freshmen of the Year* — Austin Maddox (FLORIDA)  
*Scholar-Athlete of the Year* — Cory Luckie (AUBURN)  
*SEC Coach of the Year.* — Kevin O'Sullivan (FLORIDA)

### 2010 SEC BASEBALL WEEKLY AWARDS

Week	Player (team)	Pitcher (team)	Freshman (team)
1	P.J. Polk (TENNESSEE)	Sonny Gray (VANDERBILT)	Taylor Rogers (KENTUCKY)
2	Brian Fletcher (AUBURN)	Drew Pomeranz (OLE MISS)	Hudson Randall (FLORIDA)
3	Connor Powers (MSU)	Logan Darnell (KENTUCKY)	Nolan Fontana (FLORIDA)
4	Ross Wilson (ALABAMA)	Bryan Morgado (TENNESSEE)	Matt Vinson (ARKANSAS)
5	Hunter Morris (AUBURN)	Drew Pomeranz (OLE MISS)	Tyler Webb (SOUTH CAROLINA)
6	Zack Cox (ARKANSAS)	Sonny Gray (VANDERBILT)	Alex Yarbrough (OLE MISS)
7	P.J. Polk (TENNESSEE)	Drew Smyly (ARKANSAS)	Brian Johnson (FLORIDA)
8	Justin Fradejas (AUBURN)	Jay Brown (SOUTH CAROLINA)	Hudson Randall (FLORIDA)
9	Connor Powers (MSU)	Blake Cooper (SOUTH CAROLINA)	Austin Maddox (FLORIDA)
10	Hunter Morris (AUBURN)	Sam Dyson (SOUTH CAROLINA)	Alex Yarbrough (OLE MISS)
11	Trent Mummey (AUBURN)	Brett Huber (OLE MISS)	Brian Johnson (FLORIDA)
12	Joe Loftus (VANDERBILT)	Mike Bolsinger (OLE MISS)	Jordan Cooper (KENTUCKY)
13	Marcus Nidiffer (KENTUCKY)	Sam Dyson (SOUTH CAROLINA)	Nolan Fontana (FLORIDA)
14	Jake Smith (ALABAMA)	Kevin Chapman (FLORIDA)	Kyle Farmer (SOUTH CAROLINA)/Chris Stratton (MSU)

# FINAL CAREER STATISTICS

## No. 10 LUKE ADKINS OF • 2L • Nettleton, Miss.

YEAR	AVG	GP-GS	AB	R	H	2B	3B	HR	RBI	BB	HB	SO	SF	S	SB-SA	PO	A	E	FLD
2006-a	.286	53-42	175	34	50	9	1	8	43	22	0	28	4	6	4-6	35	1	2	.947
2007-a	.303	55-34	142	17	43	8	0	3	30	19	2	22	1	0	2-3	22	1	2	.920
2008 --- did not play ---																			
2009	.279	48-39	140	28	39	7	2	3	21	18	1	19	2	7	2-3	44	2	1	.979
2010	.327	53-52	205	57	67	14	2	8	30	29	7	27	1	8	4-5	80	5	4	.955
MSU	.307	101-91	345	85	106	21	4	11	51	47	8	46	3	15	6-8	124	7	5	.963
Career	.301	209-167	662	136	199	38	5	22	124	129	10	96	8	21	12-17	181	9	9	.955

Varsity letters: 2009, 2010 • a-seasons at Southern Miss

## No. 2 LUKE BOLE LHP • SQ • Hartselle, Ala.

Year	ERA	W-L	GP	GS-CG	SH	SV	IP	H	R-ER	BB	SO	2B	3B	HR	WP	HB
2010	8.61	2-2	17	10-0	0	0	38.2	61	42-37	25	19	11	1	2	10	5
Total	8.61	2-2	17	10-0	0	0	38.2	61	42-37	25	19	11	1	2	10	5

## No. 2 JUSTIN BUSSEY RHP • 1L • Dora, Ala.

YEAR	AVG	GP-GS	AB	R	H	2B	3B	HR	RBI	BB	HB	SO	SF	S	SB-SA	PO	A	E	FLD
2009	.000	7-2	4	2	0	0	0	0	0	4	2	2	0	0	0-0	10	12	1	.957
2010 --- did not play ---																			
Career	.000	7-2	4	2	0	0	0	0	0	4	2	2	0	0	0-0	10	12	1	.957

Year	ERA	W-L	GP	GS-CG	SH	SV	IP	H	R-ER	BB	SO	2B	3B	HR	WP	HB
2009	7.20	2-2	11	0-0	0	0	20.0	25	19-16	14	10	4	0	1	2	8
2010 --- did not play ---																
Total	7.20	2-2	11	0-0	0	0	20.0	25	19-16	14	10	4	0	1	2	8

SEC Academic Honor Roll (2009) • Varsity letter: 2009

## No. 13 JET BUTLER INF • 4L • Pensacola, Fla.

YEAR	AVG	GP-GS	AB	R	H	2B	3B	HR	RBI	BB	HB	SO	SF	S	SB-SA	PO	A	E	FLD
2007	.245	35-22	102	11	25	3	1	2	12	2	0	17	0	1	3-5	32	53	12	.876
2008	.271	55-45	181	23	49	6	1	1	24	16	4	35	1	3	0-1	87	135	11	.953
2009	.335	50-47	176	30	59	12	0	4	37	17	6	37	2	3	6-10	97	91	11	.945
2010	.329	49-38	152	20	50	13	1	3	25	8	6	35	3	0	2-3	57	67	9	.932
Career	.300	189-152	611	84	183	34	3	10	98	43	16	124	6	7	11-19	273	346	43	.936

Honors: SEC Freshman Academic Honor Roll (2007), SEC Academic Honor Roll (2008, 2009, 2010), ESPN The Magazine Academic All-District VI Team (2009) • Varsity letters: 2007, 2008, 2009, 2010

## No. 34 COREY COLLINS RHP • SQ • Littleton, Colo.

Year	ERA	W-L	GP	GS-CG	SH	SV	IP	H	R-ER	BB	SO	2B	3B	HR	WP	HB
2010	9.17	1-0	15	1-0	0	0	17.2	31	21-18	14	17	2	2	2	5	1
Career	9.17	1-0	15	1-0	0	0	17.2	31	21-18	14	17	2	2	2	5	1

Honors: SEC Academic Honor Roll (2010)

## No. 14 RYAN DUFFY OF • 4L • Malabar, Fla.

YEAR	AVG	GP-GS	AB	R	H	2B	3B	HR	RBI	BB	HB	SO	SF	S	SB-SA	PO	A	E	FLD
2007	.250	5-0	4	0	0	0	0	0	0	3	0	0	0	0	0-0	1	1	1	.667
2008	.306	42-31	121	23	37	11	0	7	25	4	1	24	3	0	0-0	217	33	5	.980
2009	.339	43-27	124	25	42	8	0	10	33	7	1	27	3	1	0-0	16	1	0	1.000
2010	.358	42-32	137	25	49	7	1	10	41	4	6	29	3	0	2-2	37	0	4	.902
Career	.334	132-90	386	73	129	26	1	27	99	15	8	83	9	1	2-2	271	35	10	.968

Varsity letters: 2007, 2008, 2009, 2010

## No. 51 GREG HOUSTON RHP • 4L • Hoover, Ala.

Year	ERA	W-L	GP	GS-CG	SH	SV	IP	H	R-ER	BB	SO	2B	3B	HR	WP	HB
2007	5.33	1-1	16	0-0	0	1	25.1	43	27-15	7	24	4	0	4	3	4
2008	7.36	0-1	14	2-0	0	0	25.2	44	27-21	16	18	10	2	4	2	4
2009	6.93	2-2	20	2-0	0	1	37.2	49	30-29	18	21	7	1	4	3	7
2010	4.60	5-1	21	0-0	0	0	29.1	30	18-15	7	26	8	1	2	3	5
Career	6.10	8-5	71	4-0	0	2	118.0	166	102-80	48	89	29	4	14	11	20

Honors: ESPN The Magazine Academic All-District VI (first team) & Academic All-American (3rd team), SEC Freshman Academic Honor Roll (2007), SEC Academic Honor Roll (2008, 2009, 2010)

Varsity letters: 2007, 2008, 2009, 2010

## No. 41 MATT LANE LHP • SQ • Marietta, Ga.

Year	ERA	W-L	GP	GS-CG	SH	SV	IP	H	R-ER	BB	SO	2B	3B	HR	WP	HB
2010	5.25	0-0	9	1-0	0	0	12.0	13	11-7	12	9	6	1	1	4	0
Total	5.25	0-0	9	1-0	0	0	12.0	13	11-7	12	9	6	1	1	4	0

## No. 33 PAXTON PACE RHP • 1L • Collinsville, Miss.

Year	ERA	W-L	GP	GS-CG	SH	SV	IP	H	R-ER	BB	SO	2B	3B	HR	WP	HB
2009	5.23	2-0	8	0-0	0	0	10.1	12	10-6	5	11	3	0	1	3	4
2010 --- did not play ---																
Total	5.23	2-0	8	0-0	0	0	10.1	12	10-6	5	11	3	0	1	3	4

SEC Academic Honor Roll (2009) • Varsity letter: 2009

## No. 25 CONNOR POWERS INF • 4L • Naperville, Ill.

YEAR	AVG	GP-GS	AB	R	H	2B	3B	HR	RBI	BB	HB	SO	SF	S	SB-SA	PO	A	E	FLD
2007	.306	57-54	209	38	64	12	2	8	37	16	0	56	4	0	0-3	30	90	20	.857
2008	.348	35-35	135	31	47	7	0	11	38	10	29	0	1	2	2	24	73	9	.915
2009	.301	54-53	196	49	59	15	0	19	63	35	5	64	5	0	3-4	388	33	1	.998
2010	.379	56-56	214	55	81	18	1	16	68	41	5	38	3	0	3-3	478	34	4	.992
Career	.333	202-198	754	173	251	52	3	54	206	110	10	187	12	1	8-12	920	230	34	.971

SEC Freshman Academic Honor Roll (2007), SEC Academic Honor Roll (2008, 2009, 2010)

Varsity letters: 2007, 2008, 2009, 2010

## No. 19 FRANK RAWDOW INF • 1L • Lakeland, Fla.

YEAR	AVG	GP-GS	AB	R	H	2B	3B	HR	RBI	BB	HB	SO	SF	S	SB-SA	PO	A	E	FLD
2009	.256	41-21	78	7	20	5	0	0	8	6	1	26	2	4	1-2	38	64	4	.962
2010 --- did not play ---																			
Career	.256	41-21	78	7	20	5	0	0	8	6	1	26	2	4	1-2	38	64	4	.962

SEC Freshman Academic Honor Roll (2009) • Varsity letter: 2009

## No. 5 RUSS SNEED INF • 4L • Senatobia, Miss.


YEAR	AVG	GP-GS	AB	R	H	2B	3B	HR	RBI	BB	HB	SO	SF	S	SB-SA	PO	A	E	FLD
2007	.315	24-13	54	7	17	2	0	1	9	3	0	17	0	0	1-1	15	19	6	.850
2008	.274	56-56	215	28	59	10	0	2	26	31	0	45	1	5	5-6	66	136	13	.940
2009	.333	52-50	186	34	62	8	1	9	43	27	2	46	4	0	3-6	27	77	2	.897
2010	.292	52-45	168	37	49	10	1	9	44	37	9	32	6	1	1-4	20	10	4	.882
Career	.300	184-164	623	106	187	30	2	21	122	98	11	140	11	6	10-17	128	242	35	.914

Honors: ESPN The Magazine Academic All-District VI (1st team) & Academic All-American (3rd team), SEC Freshman Academic Honor Roll (2006), SEC Academic Honor Roll (2007, 2008, 2009, 2010), Varsity letters: 2007, 2008, 2009, 2010

## No. 12 TYLER WHITNEY RHP • 4L • Lakeland, Tenn.

Year	ERA	W-L	GP	GS-CG	SH	SV	IP	H	R-ER	BB	SO	2B	3B	HR	WP	HB
2007	5.72	5-1	10	9-0	0	0	45.2	57	33-29	8	43	14	2	5	0	4
2008	10.80	0-2	10	5-0	0	0	20.0	29	26-24	19	20	7	0	3	5	2
2009	5.18	3-4	13	11-1	0	0	66.0	80	51-38	31	46	11	2	12	7	9
2010	6.66	0-3	14													

# TEAM & INDIVIDUAL RECORDS



*Ryan Duffy (14) piled up a school single-game record 15 total bases and joined teammate Connor Powers in matching the Mississippi State record with three home runs in a game during the 2010 campaign.*

## INDIVIDUAL RECORDS

## HITTING



Second baseman Jeffrey Rea (2004-07) concluded his MSU career with school-record career totals for hits (335), at-bats (998) and games started (235).

## GAMES PLAYED

SEASON: 71 (by 7 players, 1990)  
CAREER: 251 (Burke Masters, 1987-90)

## AT BATS

GAME: 8 (Burke Masters vs. Alabama, 5/7/89; Bill Etheridge vs. Ole Miss, 1963; Steve Gendron at Georgia, 5/11/03, Edward Easley at Ole Miss, 4/29/07)  
SEASON: 287 (David Mitchell, 1990)  
CAREER: 998 (Jeffrey Rea, 2004-07)

## RUNS SCORED

GAME: 6 (Terry Murphy vs. Vanderbilt, 1956)  
SEASON: 87 (Rafael Palmeiro, 1984)  
CAREER: 232 (Dan Van Cleve, 1981-85)

## HITS

GAME: 6 (Burke Masters vs. Florida State, 5/26/90; Tracy Echols vs. Kentucky, 4/30/89; Don Bell vs. Arkansas, 4/15/66; Terry Murphy vs. Vanderbilt, 4/7/56)  
SEASON: 103 (Brian Wiese, 1998)  
CAREER: 335 (Jeffrey Rea, 2004-07)

## DOUBLES

GAME: 3 (Multiple: Last: Jet Butler vs. Valparaiso, 3/11/09)  
SEASON: 27 (Pete Young, 1989)  
CAREER: 71 (Travis Chapman, 1997-2000)

## TRIPLES

INNING: 2 (Don Gardiner vs. Vanderbilt, 4/7/56)  
GAME: 2 (Brad Winkler vs. Alabama, 3/15/80-G. 1; Larry Pavlou vs. USM, 3/25/79; Spud Wieniewitz vs. Alabama, 1974; Don Gardiner vs. Vanderbilt, 4/7/56)  
SEASON: 12 (Mike Kelley, 1979)  
CAREER: 20 (Mike Kelley, 1976-79)

## HOME RUNS

GAME: 3 (Ryan Duffy vs. Jackson State, 4/6/10; Jason Nappi at UAB, 3/18/08; Brad Jones at Southern Miss, 4-6-04; Tommy Raffo vs. Delta State, 4/11/90; Dan Paradoa vs. Mississippi College, 4/28/86; Rafael Palmeiro vs. Jackson State, 4/16/84-G. 1; Del Bender vs. Birmingham-Southern, 4/19/78; Del Unser vs. Ole Miss, 5/9/65)  
SEASON: 29 (Rafael Palmeiro, 1984; Bruce Castoria, 1981)  
CAREER: 67 (Rafael Palmeiro, 1983-85)

## GRAND SLAMS

GAME: 1 (Multiple: Last: Ryan Duffy vs. Rhode Island, 2/21/10)  
SEASON: 4 (Bruce Castoria, 1981)  
CAREER: 5 (Bruce Castoria, 1979-82)

## RUNS BATTED IN

GAME: 11 (Jason Nappi at UAB, 3/18/08)  
SEASON: 98 (Bruce Castoria, 1981)  
CAREER: 265 (Richard Lee; 1995-98)

## BATTING AVERAGE

SEASON: .459 (Nat Showalter, 1977)  
CAREER: .391 (Will Clark, 1983-85)

## TOTAL BASES

GAME: 15 (Ryan Duffy vs. Jackson State, 4/6/10)  
SEASON: 209 (Rafael Palmeiro, 1984)  
CAREER: 544 (Richard Lee, 1995-98)

## SLUGGING PERCENTAGE

SEASON: .886 (Rafael Palmeiro, 1984-209 TB/ 236 AB)  
CAREER: .811 (Will Clark, 1983-85 — 433 TB/ 534 AB)

## HITTING STREAK

SEASON: 30 games (Thomas Berkery, 2006)  
CAREER: 31 games (Rex Buckner, last 13 games in '92—first 18 games in '93)

## STRIKEOUTS

SEASON: 71 (David Hayman, 1996)  
CAREER: 224 (David Hayman, 1993-96)

## BASES ON BALLS

GAME: 5 (Brad Winkler vs. Arizona, 3/11/81)  
SEASON: 69 (Jody Hurst, 1989)  
CAREER: 164 (Brad Winkler, 1980-83)

## STOLEN BASES

GAME: 4 (Brad Winkler vs. Arizona, 3/11/81)  
SEASON: 38 (Dan Van Cleve, 1985)  
CAREER: 79 (Mike Kelley, 1976-79)

## HIT BY PITCH

GAME: 19 (Travis Chapman, 2000)  
CAREER: 44 (Travis Chapman, 1997-2000)

## SACRIFICE HITS

SEASON: 8 (Ryan McGrath, 2000)  
CAREER: 10 (Steve Hill, 1975-77)

## SACRIFICE FLIES

SEASON: 9 (Richard Lee, 1997)  
CAREER: 22 (Travis Chapman, 1997-2000)



Three Mississippi State players have reached the 100-hit milestone in a single season, and all three were a part of MSU's 1997 and 1998 NCAA College World Series teams --- (from left) Richard Lee, assistant coach Tommy Raffo and Brian Wiese.

# INDIVIDUAL RECORDS

## PITCHING

### APPEARANCES

Season: 39 (Jon Harden, 1992; Van Johnson, 1997)  
 Career: 115 (Van Johnson, 1995-98)

### RELIEF APPEARANCES

Season: 39 (Jon Harden, 1992; Van Johnson, 1997)  
 Career: 115 (Van Johnson, 1995-98)

### GAMES STARTED

Season: 22 (Bobby Reed, 1990)  
 Career: 63 (Jeff Brantley, 1982-85)

### GAMES WON

Season: 18 (Jeff Brantley, 1985)  
 Career: 45 (Jeff Brantley, 1982-85)

### GAMES LOST

Season: 7 (Butch Holmes, 1974; David Hooten, 1996)  
 Career: 18 (Don Robinson, 1975-78)

### WINNING PERCENTAGE

Season: 1.000 — 10-0 (Frank Montgomery, 1962)  
 Career: .857 — 18-3 (Jerry Thompson, 1968-71)

### EARNED RUN AVERAGE

Season: 0.63 (Dennis Hall, 1970)  
 Career: 1.79 (Frank Montgomery, 1961-63)

### SAVES

Season: 13 (Scott Tanksley, 1994; Van Johnson, 1997)  
 Career: 29 (Van Johnson, 1995-98)

### COMPLETE GAMES

Season: 16 (Don Mundie, 1981)  
 Career: 36 (Mike Proffitt, 1969-72)

### SHUTOUTS

Season: 4 (Mike Proffitt, 1971; B.J. Wallace, 1992)  
 Career: 11 (Mike Proffitt, 1969-72)

### CONSECUTIVE SCORELESS INNINGS

Season: 25.1 (Bobby Reed, 1988)

### INNINGS PITCHED

Game: 14 (James Carroll vs. Alabama, 4/2/66)  
 Season: 145.2 (Jeff Brantley, 1985)  
 Career: 427 (Jeff Brantley, 1982-85)

### STRIKEOUTS

Game: 26 (Willie Mitchell vs. LSU, 1909)  
 Season: 174 (Eric DuBose, 1996)  
 Career: 428 (Eric DuBose, 1995-97)

### WALKS

Game: 9 Steve D'Ercole vs. Livingston (3/19/81)  
 Season: 67 (Eric DuBose, 1997)  
 Career: 175 (Jeff Brantley, 1982-85)

### WILD PITCHES


Game: 4 (Kyle Kennedy vs. LSU, 5/19/95; Nelson Arriete vs. Eastern Kentucky, 5/19/89; Gary Rath vs. Georgia, 3/29/92)  
 Season: 20 (Eric DuBose, 1997)  
 Career: 32 (Nelson Arriete, 1986-89)

### HOME RUNS ALLOWED

Season: 19 (Jeremy Jackson, 1998)  
 Career: 32 (Jeremy Jackson, 1995-98)

### NO-HITTERS

Season: 1 (Gene Morgan vs. Hawaii-Hilo, 4/6/85; # - Don Robinson (6) & Gary Willoughby (1) vs. Western Illinois, 3/3/75-Gm 2; Jerry Thompson vs. Ill. Wesleyan (1971); Gene Henderson vs. Arkansas (5/5/70-Gm 2); \* - J.T. Peatross vs. Miss. College (4/6/18), R.H. Pepper vs. Miss. College (4/5/18), \* - Willie Mitchell vs. LSU (1909) # - Combined Shutout \* - Perfect Game



Van Johnson (1995-98) established records for career pitching appearances (119) and career saves (29) during his career at Mississippi State.

## FIELDING

### FIRST BASE

SEASON  
 Putouts: 595 (Tommy Raffo, 1989)  
 Assists: 53 (Will Clark, 1984)  
 Chances: 653 (Tommy Raffo, 1989)  
 Fielding Pct.: 1.000 (Chris Maloney, 1983)

CAREER  
 Putouts: 1691 (Tommy Raffo, 1987-90)  
 Assists: 140 (Tommy Raffo, 1987-90)  
 Chances: 1849 (Tommy Raffo, 1987-90)  
 Fielding Pct.: .990 (Tommy Raffo, 1987-90)

### SECOND BASE

SEASON  
 Putouts: 136 (Howie McCann, 1978)  
 Assists: 181 (Scott Davidson, 1994)  
 Chances: 313 (Pete White, 1983)  
 Fielding Pct.: .979 (Burke Masters, 1989)

CAREER  
 Putouts: 398 (Jeffrey Rea, 2004-07)  
 Assists: 619 (Jeffrey Rea, 2004-07)  
 Chances: 1,060 (Jeffrey Rea, 2004-07)  
 Fielding Pct.: .976 (Howie McCann, 1977-78)

### THIRD BASE

SEASON  
 Putouts: 67 (Lou Sottile, 1981)  
 Assists: 145 (John Scott, 1985)  
 Chances: 221 (John Scott, 1985)  
 Fielding Pct.: .972 (Phil Still, 1971)

CAREER  
 Putouts: 111 (Pete Young, 1987-89)  
 Assists: 385 (Pete Young, 1987-89)  
 Chances: 548 (Pete Young, 1987-89)  
 Fielding Pct.: .935 (Chuck Daniel, 1989-92)

### SHORTSTOP

SEASON  
 Putouts: 114 (Thomas Berkery, 2006)  
 Assists: 206 (Jon Shave, 1990)  
 Chances: 350 (Jon Shave, 1990)  
 Fielding Pct.: .967 (Matthew Maniscalco, 2001)

CAREER  
 Putouts: 387 (Matthew Maniscalco, 2000-03)  
 Assists: 782 (Matthew Maniscalco, 2000-03)  
 Chances: 1221 (Matthew Maniscalco, 2000-03)  
 Fielding Pct.: .944 (Matthew Maniscalco, 2000-03)

### OUTFIELD

SEASON  
 Putouts: 157 (Jody Hurst, 1989)  
 Assists: 9 (Brooks Bryan, 1997)  
 Chances: 165 (Jody Hurst, 1989)  
 Fielding Pct.: 1.000 (Dave Klipstein, 1982)

CAREER  
 Putouts: 413 (Tracy Echols, 1986-87, 1989-90)  
 Assists: 21 (Mike Kelley, 1976-79)  
 Chances: 446 (Tracy Echols, 1986-87, 1989-90)  
 Fielding Pct.: .985 (Rafael Palmeiro, 1983-85)

### CATCHER

SEASON  
 Putouts: 548 (Barry Patton, 1997)  
 Assists: 51 (Jim Robinson, 1990)  
 Chances: 603 (Barry Patton, 1997)  
 Fielding Pct.: .995 (Frank Portera, 1967)

CAREER  
 Putouts: 1127 (Barry Patton, 1995-98)  
 Assists: 110 (Barry Winford, 1986-89)  
 Chances: 1239 (Barry Patton, 1995-98)  
 Fielding Pct.: .993 (Jim Robinson, 1988-90)

### SINGLE GAME HIGHS

Putouts: 23 — Bruce Castoria (South Alabama, 3/25/80)  
 Assists: 10 — Gator Thiesen (Tennessee, 5/11/84)  
 Chances: 24 — Bruce Castoria (South Alabama, 3/25/80)

Errors: 4 — Bruce Castoria (Alabama, 4/20/80), Scott Davidson (Louisiana Tech, 4/6/94-Game 1)  
 Double Plays: 5 — Craig Filippi (Auburn, 3/19/83-Game 1)

## TEAM RECORDS

## AT-BATS

Game: 61 (vs. Mississippi, 1963) [15 innings]  
Season: 2510 (1990)

## RUNS

Game: 32 (vs. Jackson State, 4/29/88)  
Season: 633 (1997)

## HITS

Game: 30 (vs. Kentucky, 4/30/89)  
Season: 823 (1997)

## DOUBLES

Game: 11 (vs. Georgia, 3/12/88)  
Season: 157 (1989)

## TRIPLES

Game: 5 (vs. Southern Miss, 3/25/79)  
Season: 33 (1979)

## HOME RUNS

Game: 6 (at UAB, 3/18/08, vs. Kentucky, 4/30/89; Jackson State, 4/29/88; No. Alabama, 4/6/88; So. Carolina, 5/26/84)  
Season: 97 (1998)

## RUNS BATTED IN

Game: 31 (vs. Jackson State, 4/29/88)  
Season: 575 (1997)

## BATTING AVERAGE

Season: .335 (1999)

## TOTAL BASES

Game: 53 (vs. Kentucky, 4/30/89)  
Season: 1245 (1989)

## BASES ON BALLS

Game: 21 (vs. Nevada-Las Vegas, 3/15/81-Game 1)  
Season: 405 (1989)

## STRIKEOUTS

Season: 448 (1991, 2008)

## STOLEN BASES

Game: 9 (vs. Jackson State, 3/28/95; Southern Miss, 4/13/78)  
Season: 138 (1978)

## LOWEST EARNED RUN AVERAGE

Season: 1.61 (1957)

## INNINGS PITCHED

Game: 17 (at Ole Miss, 4/29/2007)  
Season: 616.0 (1990)

## RUNS ALLOWED

Game: 24 (vs. Florida State, 1966)  
Season: 416 (1997)

## STRIKEOUTS

Game: 26 (vs. LSU, 1909)  
Season: 655 (1997)

## WALKS

Game: 16 (vs. New Orleans, 3/28/84)  
Season: 274 (2008)

## COMPLETE GAMES

Season: 42 (1981)

## SHUTOUTS

Season: 10 (1990)

## SAVES

Season: 21 (1998)

## PUTOUTS

Game: 45 (vs. Alabama, 5/7/89; Auburn, 3/22/87; Alabama, 1969; Mississippi, 1963)  
Season: 1848 (1990)

## ASSISTS

Game: 25 (vs. Arkansas State, 3/22/76-Game 1)  
Season: 779 (1989)

## CHANCES

Game: 69 (vs. Alabama, 5/7/89)  
Season: 2705 (1990)

## ERRORS

Game: 10 (vs. Memphis State, 1962)  
Season: 124 (1994)

## FIELDING PERCENTAGE

Season: .974 (2003)

## DOUBLE PLAYS

Game: 5 (vs. Auburn, 3/19/83-Game 1)  
Season: 69 (1997, 2006)

## TRIPLE PLAYS

Game: 1 (vs. Auburn-Montgomery, 3/9/91; William Carey, 4/4/78-Game 2; Florida, 1962; Alabama, 1932)

## Miscellaneous Team Superlatives

**Most Games Played:** 71 (1990)

**Most Wins:** 54 (1989)

**Most Losses:** 33 (2008, 2010)

**Highest Winning Pct.:** .846 — 22-4 (1909)

**Most Consecutive Wins:** 15 (April 1-18, 1987)

**Most Consecutive Losses:** 11 (April 23-May 9, 2010)

**Most SEC Wins:** 20 (1989)


**Most SEC Losses:** 24 (2010)

**Highest SEC Winning Pct.:** .906 — 14-1 (1962)

**Most Consecutive SEC Wins:** 14 (March 11-April 15, 1989)

**Most Consecutive SEC Losses:** 14 (April 23-May 21, 2010)

*The 1989 Mississippi State University baseball team captured the Southeastern Conference championship and established a school records with 54 overall and 20 SEC victories.*



# THE LAST TIME ...

## Mississippi State . . .

- Won 10 or more consecutive games: ..... March 7 through March 21, 2000 (10)
- Won 15 or more consecutive games: ..... February 24 to March 24, 2006 (18)
- Won 10 or more consecutive SEC games: ..... March 11 to April 15, 1989 (14)
- Lost five or more consecutive games: ..... April 23 to May 9, 2010 (11)
- Lost five or more consecutive SEC games: ..... April 23 to May 21, 2010 (14)
- Scored 20 or more runs in a game: ..... vs. Alcorn State (27) — April 20, 2010
- Allowed 20 or more runs in a game: ..... vs. Kentucky (22) — April 19, 2009
- Hit consecutive home runs: ..... at LSU (Nick Vickerson, Luke Adkins) — May 20, 2010
- Hit three consecutive home runs: ..... vs. Alabama (Russ Sneed, Connor Powers, Ryan Duffy) — May 2, 2009
- Hit five or more home runs: ..... vs. Alabama — May 2, 2009
- Shut out an opponent: ..... vs. Rhode Island (9-0) — February 20, 2010
- Shut out consecutive opponents: ..... at Ole Miss (2-0) — Mar. 28 and at Ole Miss (7-0) — Mar. 29, 2003
- Was shut out: ..... at Georgia (0-4) — March 21, 2009
- Was shut out in consecutive games: ..... vs. LSU (DH) — April 12, 1986
- Swept a conference doubleheader: ..... Ole Miss — May 18, 2002
- Was swept in a conference doubleheader: ..... at Georgia (7 inn. DH) — May 13, 2007
- Swept a three-game conference series at home: ..... Auburn — May 4-6, 2007
- Was swept in a three-game conference series at home: ..... Vanderbilt — May 14-16, 2010
- Swept a three-game conference series on the road: ..... at Alabama — May 21-23, 2004
- Was swept in a three-game conference series on the road: ..... at Auburn — May 7-9, 2010
- Turned a triple play: ..... vs. Auburn-Montgomery — March 9, 1991
- Committed five or more errors: ..... vs. Southeastern Louisiana (5) — February 27, 2010

## A Mississippi State Player . . .

- Hit three doubles in a game: ..... Jet Butler vs. Valparaiso — March 11, 2009
- Hit two home runs in a game: ..... Luke Adkins at Auburn — May 8, 2010
- Hit three home runs in a game: ..... Ryan Duffy vs. Jackson State — April 6, 2010
- Hit a grand slam home run: ..... Ryan Duffy vs. Rhode Island — February 21, 2010
- Hit an inside-the-park home run: ..... Brad Corley vs. Louisiana Tech — May 12, 2004
- Hit for the cycle: ..... Brad Freeman vs. South Alabama — February 17, 1998
- Had six or more RBI in a game: ..... Connor Powers vs. Nicholls (6) — February 28, 2009
- Had five or more hits in a game: ..... Ryan Duffy vs. Alcorn State (5) — April 20, 2010
- Had 10 or more total bases in a game: ..... Ryan Duffy vs. Jackson State (15) — April 6, 2010
- Stole three or more bases in a game: ..... Grant Hogue at Georgia (3) — March 21, 2009
- Had 11 or more strikeouts in a game: ..... Nick Roult vs. Auburn (12) — April 4, 2009
- Had 15 or more strikeouts in a game: ..... Joey Collums vs. Jacksonville St. — March 3, 2002
- Pitched a complete game: ..... Chris Stratton vs. Tennessee (9 inn.) — April 17, 2010
- Pitched a nine-inning, complete-game shutout: ..... Alan Johnson vs. LSU (9 inn.) — May 3, 2003
- Pitched a no-hitter: ..... Gene Morgan at Hawaii-Hilo — April 6, 1985
- Pitched a perfect game: ..... J.T. Peatross vs. Mississippi College — April 6, 1918

NOTE: 2010 entries are shown underlined

MSU IN THE FINAL POLLS					
Year	Record	Collegiate Baseball	Baseball America	USA TODAY/ESPN Coaches	NCBWA Writers
1962	21-5	<u>14</u>	—	—	—
1965	16-10	<u>29</u>	—	—	—
1966	20-11	<u>26</u>	—	—	—
1970	32-8	<u>10</u>	—	—	—
1971	32-12	<u>7</u>	—	—	—
1978	38-18	<u>14</u>	—	—	—
1979	48-12	<u>6</u>	—	—	—
1981	46-17	<u>6</u>	8	—	—
1983	42-15	<u>12</u>	13	—	—
1984	45-16	<u>10</u>	7	—	—
1985	50-15	<u>4</u>	3	—	—
1987	39-22	NR	<u>23</u>	—	—
1988	44-20	<u>23</u>	12	—	—
1989	54-14	<u>10</u>	6	—	—
1990	50-21	<u>5</u>	7	—	—
1991	42-21	<u>22</u>	NR	—	—
1992	40-22	<u>21</u>	NR	<u>21</u>	—
1993	41-21	<u>25</u>	NR	<u>21</u>	—
1996	38-24	<u>27</u>	NR	<u>24</u>	—
1997	47-21	<u>6</u>	7	<u>6</u>	—
1998	42-23	<u>6</u>	14	<u>6</u>	—
1999	42-21	<u>30</u>	NR	<u>24</u>	—
2000	41-20	<u>15</u>	15	<u>14</u>	—
2001	39-24	<u>14</u>	19	<u>17</u>	—
2003	42-20-1	<u>24</u>	24	<u>19</u>	21
2005	42-22	NR	22	<u>19</u>	33
2007	38-22	<u>8</u>	8	8	9

Highest final ranking that season poll shown underlined

# SEC SERIES SWEEPS

## MSU AT DUDY NOBLE VS . . .

- Alabama: ..... April 17-18, 1993
- Arkansas: ..... April 25-26, 1992
- Auburn: ..... May 4-6, 2007
- Florida: ..... April 22-23, 1989
- Georgia: ..... April 24-26, 1998
- Kentucky: ..... March 15-17, 1996
- LSU: ..... April 20-21, 1985
- Ole Miss: ..... May 18-19, 2002
- South Carolina: ..... none on record
- Tennessee: ..... April 28-30, 2000
- Vanderbilt: ..... March 11-12, 2000

## MSU ON THE ROAD VS . . .

- Alabama: ..... May 21-23, 2004
- Arkansas: ..... March 21-23, 2003
- Auburn: ..... April 17-18, 1998
- Florida: ..... none on record
- Georgia: ..... March 28-30, 1997
- Kentucky: ..... April 1-3, 1994
- LSU: ..... April 18-19, 1981
- Ole Miss: ..... March 28-30, 2003
- South Carolina: ..... none on record
- Tennessee: ..... none on record
- Vanderbilt: ..... April 20-21, 1991

## SEC OPPONENTS VS. MSU AT DUDY NOBLE ...

- Alabama: ..... none on record
- Arkansas: ..... April 9-11, 2010
- Auburn: ..... March 21-22, 1987
- Florida: ..... May 3-5, 2002
- Georgia: ..... May 7-9, 2004
- Kentucky: ..... none on record
- LSU: ..... April 2-3, 1971
- Ole Miss: ..... April 30-May 2, 2010
- South Carolina: ..... none on record
- Tennessee: ..... none on record
- Vanderbilt: ..... May 14-16, 2010

## SEC OPPONENTS VS. MSU ON THE ROAD ...

- Alabama: ..... April 23-25, 2010
- Arkansas: ..... April 30-May 2, 1999
- Auburn: ..... May 7-9, 2010
- Florida: ..... March 19-21, 2010
- Georgia: ..... March 20-22, 2009
- Kentucky: ..... May 12-14, 2006
- LSU: ..... May 9-11, 2008
- Ole Miss: ..... Apr. 29-May 1, 2005
- South Carolina: ..... March 21-23, 2008
- Tennessee: ..... April 3, 2005 (2-game)
- Vanderbilt: ..... April 24-26, 2009

# TOP 10 HITTING LISTS

## BATTING AVERAGE

### SINGLE SEASON

PLAYER (SEASON)	AB	H	Avg.
1. Nat Showalter (1977)	146	67	.459
2. Will Clark (1985)	224	94	.420
3. Jackie Parker (1954)	55	23	.418
4. Rafael Palmeiro (1984)	236	98	.415
5. Brian Wiese (1998)	250	103	.412
6. Mark Gillaspie (1981)	207	85	.411
7. Rafael Palmeiro (1983)	234	95	.406
8. Travis Chapman (1999)	245	99	.404
9. Mike Kelley (1979)	235	94	.400
10. Charles Turner (2007)	208	83	.399

### CAREER

PLAYER (SEASONS)	AB	H	Avg.
1. Will Clark (1983-85)	534	209	.391
2. Mark Gillaspie (1980-81)	362	139	.384
3. Rafael Palmeiro (1983-85)	720	268	.372
4. Jimmy Bragan (1948-50)	233	86	.369
5. Jackie Parker (1953-54)	142	52	.366
6. Tommy Raffo (1987-90)	760	278	.366
7. Braxton Nail (1952-55)	152	55	.362
8. Dan Paradoa (1986-87)	441	159	.361
9. Brian Wiese (1996-99)	674	242	.359
10. Mike Kelley (1976-79)	748	267	.357

## AT BATS

### SINGLE SEASON

PLAYER (SEASON)	G	AB
1. David Mitchell (1990)	71	287
2. John Cohen (1990)	71	285
3. Burke Masters (1990)	71	283
4. Jon Shave (1990)	71	279
5. Matthew Maniscalco (2003)	63	278
6. Richard Lee (1997)	68	276
7. Tommy Raffo (1990)	70	271
8. Rusty Thoms (1998)	65	268
9. Tommy Raffo (1989)	68	266
10. Steve Gendron (2004)	59	263

### CAREER

PLAYER (SEASONS)	G	AB
1. Jeffrey Rea (2004-07)	236	998
2. Steve Gendron (2001-04)	242	994
3. Matthew Maniscalco (2000-03)	246	993
4. Richard Lee (1995-98)	248	967
5. Burke Masters (1987-90)	251	937
6. Travis Chapman (1997-2000)	248	919
7. Brad Hildreth (1986-89)	237	877
8. Brad Freeman (1995-98)	246	870
9. Rex Buckner (1990-93)	240	837
10. Thomas Berkery (2003-06)	230	830

## RUNS SCORED

### SINGLE SEASON

PLAYER (SEASON)	G	RUNS
1. Rafael Palmeiro (1984)	61	87
2. Mark Gillaspie (1981)	63	81
Brooks Bryan (1997)	68	81
4. Dan Van Cleve (1983)	56	80
5. Jody Hurst (1989)	66	79
6. Will Clark (1985)	65	75
7. Mike Kelley (1979)	60	74
Dan Van Cleve (1985)	65	74
Pete Young (1989)	67	74
10. Burke Masters (1990)	71	73
Brad Freeman (1998)	65	73

### CAREER

PLAYER (SEASONS)	G	RUNS
1. Dan Van Cleve (1981-85)	219	232
2. Burke Masters (1987-90)	251	227
3. Rafael Palmeiro (1983-85)	183	224
4. Travis Chapman (1997-2000)	248	221
5. Richard Lee (1995-98)	248	219
6. Jeffrey Rea (2004-07)	236	207
7. Brad Winkler (1980-83)	212	203
8. Matthew Maniscalco (2000-03)	246	197
9. Brad Freeman (1995-98)	246	192
10. Tommy Raffo (1987-90)	218	186

## HITS

### SINGLE SEASON

PLAYER (SEASON)	G	AB	HITS
1. Brian Wiese (1998)	64	250	103
2. Tommy Raffo (1989)	68	266	102
3. Richard Lee (1997)	68	276	100
4. Travis Chapman (1999)	63	245	99
5. Rafael Palmeiro (1984)	61	236	98
6. Tommy Raffo (1990)	70	271	97
7. Rafael Palmeiro (1983)	57	234	95
John Cohen (1990)	71	285	95
9. Will Clark (1985)	65	224	94
Mike Kelley (1979)	60	235	94
Matthew Maniscalco (2003)	63	278	94
Jeffrey Rea (2006)	60	253	94

### CAREER

PLAYER (SEASONS)	G	AB	HITS
1. Jeffrey Rea (2004-07)	236	998	335
2. Richard Lee (1995-98)	248	967	328
3. Travis Chapman (1997-00)	248	919	327
4. Steve Gendron (2001-04)	242	994	316
5. Burke Masters (1987-90)	251	937	295
6. Matt. Maniscalco (2000-03)	246	993	279
7. Tommy Raffo (1987-90)	218	760	278
8. Brad Hildreth (1986-89)	237	877	275
9. Rafael Palmeiro (1983-85)	183	720	268
10. Mike Kelley (1976-79)	190	748	267

## DOUBLES

### SINGLE SEASON

PLAYER (SEASON)	G	2B
1. Pete Young (1989)	67	27
2. Adam Platt (1996)	61	26
Mich Moreland (2007)	60	26
4. Rob Hauswald (1996)	61	24
Brian Wiese (1998)	64	24
6. Scott Tribolet (1995)	58	23
7. Jim Robinson (1990)	71	22
Travis Chapman (2000)	59	22
9. Brad Winkler (1983)	57	21
Dan Van Cleve (1985)	65	21
Gator Thiesen (1985)	64	21

### CAREER

PLAYER (SEASONS)	G	2B
1. Travis Chapman (1997-2000)	248	71
2. Richard Lee (1995-98)	247	66
3. Pete Young (1987-89)	191	56
4. Dan Van Cleve (1981-85)	219	55
5. Matthew Maniscalco (2000-03)	246	54
6. John Cohen (1988-90)	198	53
7. Tommy Raffo (1987-90)	218	52
Rex Buckner (1990-93)	240	52
Adam Platt (1995-97)	172	52
Connor Powers (2006-10)	202	52

## TRIPLES

### SINGLE SEASON

PLAYER (SEASON)	G	3B
1. Mike Kelley (1979)	60	12
2. Gator Thiesen (1985)	64	6
Pete Young (1987)	61	6
4. Jim Howarth (1967)	31	5
Ted Milton (1970)	40	5
Brad Winkler (1981)	63	5
Dan Van Cleve (1983)	56	5
Tracy Echols (1986)	54	5
Jon Shave (1990)	71	5
Damian Scioneaux (1997)	68	5

### CAREER

PLAYER (SEASONS)	G	3B
1. Mike Kelley (1976-79)	190	20
2. Ted Milton (1969-72)	151	14
3. Brad Winkler (1980-83)	212	12
4. Matthew Maniscalco (2000-03)	246	11
5. Rex Buckner (1990-93)	240	10
6. Jeff Butts (2003-06)	232	10
7. Gator Thiesen (1984-85)	125	9
Tracy Echols (1986-87,89-90)	237	9
Jeffrey Rea (2004-07)	236	9
10. Del Unser (1964-66)	85	8
Russ Aldrich (1977-78)	104	8
Dan Van Cleve (1981-85)	219	8
Ryan Collins (2008-10)	145	8

## HOME RUNS

### SINGLE SEASON

Player (Season)	G	AB	HR
1. Bruce Castoria (1981)	63	229	29
Rafael Palmeiro (1984)	61	236	29
3. Will Clark (1984)	61	215	28
4. Will Clark (1985)	65	224	25
5. Tommy Raffo (1989)	68	266	22
6. Mark Gillaspie (1981)	63	207	20
Rafael Palmeiro (1985)	65	250	20
8. Richard Lee (1997)	68	276	19
Richard Lee (1998)	65	258	19
Brian Wiese (1999)	63	252	19
Brad Corley (2004)	59	245	19
Connor Powers (2009)	54	196	19

### CAREER

Player (Seasons)	G	AB	HR
1. Rafael Palmeiro (1983-85)	183	720	67
2. Will Clark (1983-85)	175	534	61
3. Bruce Castoria (1979-82)	202	685	58
4. Connor Powers (2007-10)	202	754	54
5. Jon Knott (1998-2001)	228	822	51
6. Tracy Echols (1986-87,89-90)	237	750	47
7. Richard Lee (1995-98)	248	967	46
8. Tommy Raffo (1987-90)	218	760	45
9. David Hayman (1993-96)	221	721	44
10. Brian Wiese (1996-99)	201	674	37



# TOP 10 HITTING LISTS

## TOTAL BASES

### SINGLE SEASON

PLAYER (SEASON)	G	TB
1. Rafael Palmeiro (1984)	61	209
2. Will Clark (1985)	65	191
3. Tommy Raffo (1989)	68	185
4. Bruce Castoria (1981)	63	180
5. Will Clark (1984)	61	179
6. Richard Lee (1997)	68	177
7. Rafael Palmeiro (1983)	57	173
Richard Lee (1998)	65	173
Brian Wiese (1998)	64	173
10. Brad Corley (2004)	59	166

### CAREER

PLAYER (SEASONS)	G	TB
1. Richard Lee (1995-98)	248	544
2. Rafael Palmeiro (1983-85)	183	530
3. Travis Chapman (1997-2000)	248	482
4. Tommy Raffo (1987-90)	218	477
5. Connor Powers (2007-10)	202	471
6. Matthew Maniscalco (2000-03)	246	468
7. Jon Knott (1998-2001)	228	460
8. Will Clark (1983-85)	175	433
9. Tracy Echols (1986-87,89-90)	237	420
10. Brian Wiese (1996-99)	201	417

## RUNS BATTED IN

### SINGLE SEASON

PLAYER (SEASON)	G	AB	RBI
1. Bruce Castoria (1981)	63	229	98
2. Rafael Palmeiro (1984)	61	236	94
3. Will Clark (1984)	61	215	93
4. Richard Lee (1997)	68	276	90
5. Richard Lee (1998)	65	257	85
6. Tommy Raffo (1989)	68	266	80
7. Brad Winkler (1983)	57	218	79
8. Rafael Palmeiro (1983)	57	234	78
Mark Gillaspie (1981)	63	207	78
10. Will Clark (1985)	65	224	77

### CAREER

PLAYER (SEASONS)	G	AB	RBI
1. Richard Lee (1995-98)	248	967	265
2. Rafael Palmeiro (1983-85)	183	720	239
3. Bruce Castoria (1979-82)	202	685	213
4. Tommy Raffo (1987-90)	218	760	207
5. Jon Knott (1998-2001)	228	822	206
Connor Powers (2007-10)	202	754	206
7. Travis Chapman (1997-00)	248	919	202
8. Will Clark (1983-85)	175	534	199
9. Tracy Echols (1986-87,89-90)	237	750	182
10. John Mitchell (1984-87)	228	710	179

## WALKS

### SINGLE SEASON

PLAYER (SEASON)	G	BB
1. Jody Hurst (1989)	66	69
2. Mark Gillaspie (1981)	63	66
3. Jason Burkley (2001)	60	63
4. Brad Winkler (1981)	63	58
Will Clark (1985)	65	58
6. Will Clark (1984)	61	57
Tracy Echols (1990)	71	57
8. Bob Parker (1984)	61	56
9. Chuck Daniel (1991)	63	53
10. Nat Showalter (1977)	47	52
Barry Winford (1988)	62	52

### CAREER

PLAYER (SEASONS)	G	BB
1. Brad Winkler (1980-83)	212	164
2. Tracy Echols (1986-87,89-90)	237	163
3. Barry Winford (1986-89)	214	147
4. Dan Van Cleve (1981-85)	219	143
5. John Mitchell (1984-87)	228	142
6. Rex Buckner (1990-93)	240	129
7. Will Clark (1983-85)	175	126
Ricky Joe Redd (1992-95)	228	126
Jon Knott (1998-2001)	228	126
10. Jody Hurst (1987-89)	166	119

## STRIKEOUTS

### SINGLE SEASON

PLAYER (SEASON)	G	AB	SO
1. David Hayman (1996)	59	227	71
2. Steve Hegan (1991)	63	245	67
Brian Wiese (1999)	63	252	67
4. David Hayman (1994)	58	206	66
5. Connor Powers (2009)	64	196	64
6. Jon Mungle (2003)	60	204	63
7. David Hayman (1995)	58	205	62
8. Rob Norman (1991)	63	240	61
9. Richie Grayum (1988)	64	223	60
10. Scott Tribolet (1994)	58	242	59

### CAREER

PLAYER (SEASONS)	G	AB	SO
1. David Hayman (1993-96)	221	721	224
2. Connor Powers (2007-10)	202	754	187
3. Jon Knott (1998-2001)	228	822	179
4. Ricky Joe Redd (1992-95)	228	780	172
5. Tracy Echols (1986-87,89-90)	237	750	170
6. Steve Gendron (2001-04)	242	994	166
7. Steve Hegan (1990-93)	202	667	163
8. Barry Winford (1986-89)	214	714	160
9. Thomas Berkery (2003-06)	230	830	158
10. Richie Grayum (1987-89)	182	614	156

## STOLEN BASES

### SINGLE SEASON

PLAYER (SEASON)	G	SB
1. Dan Van Cleve (1985)	65	38
2. Grant Hogue (2009)	48	29
3. Dave Klipstein (1981)	63	28
4. Mike Kelley (1979)	60	27
5. Mike Kelley (1977)	47	25
Brad Winkler (1981)	63	25
Grant Hogue (2008)	56	25
8. Jon Shave (1990)	71	24
9. Del Bender (1978)	56	21
10. Damian Scioneaux (1997)	68	20
Matthew Maniscalco (2003)	63	20

### CAREER

PLAYER (SEASONS)	G	SB
1. Mike Kelley (1976-79)	190	79
2. Dan Van Cleve (1981-85)	219	70
3. Brad Winkler (1980-83)	212	60
4. Dave Klipstein (1979-82)	172	54
Grant Hogue (2008-09)	103	54
6. Pete White (1980-83)	196	51
7. Matthew Maniscalco (2000-03)	246	46
8. Jeffrey Rea (2004-07)	236	43
9. Barry Winford (1986-89)	214	40
Jon Shave (1987-90)	206	40


## GAMES PLAYED

### SINGLE SEASON

PLAYER (SEASON)	G
1. John Cohen (1990)	71
Tracy Echols (1990)	71
Burke Masters (1990)	71
David Mitchell (1990)	71
Scott Mitchell (1990)	71
Jim Robinson (1990)	71
Jon Shave (1990)	71
8. Tommy Raffo (1990)	70
9. Tommy Raffo (1989)	68
Brooks Bryan (1997)	68
Richard Lee (1997)	68
Damian Scioneaux (1997)	68

### CAREER

PLAYER (SEASONS)	G
1. Burke Masters (1987-90)	251
2. Richard Lee (1995-98)	248
Travis Chapman (1997-2000)	248
4. Brad Freeman (1995-98)	246
Matthew Maniscalco (2000-03)	246
6. Steve Gendron (2001-04)	242
7. Rex Buckner (1990-93)	240
8. Brad Hildreth (1986-89)	237
Tracy Echols (1986-87,89-90)	237
10. Jeff Rea (2004-07)	236



John Cohen



Jody Hurst



Mike Kelley



Richard Lee



Burke Masters



Dan Van Cleve

# TOP 10 PITCHING LISTS

## EARNED RUN AVERAGE

### SINGLE SEASON

PLAYER (SEASON)	G	AB	ERA
1. Dennis Hall (1970)	57.0	4	0.63
2. Frank Montgomery (1962)	92.0	7	0.68
3. Jim Pruett (1957)	52.1	6	1.03
4. Butch Holmes (1973)	50.1	6	1.07
5. Bobby Reed (1988)	57.2	7	1.09
6. Jamie Gant (2003)	54.2	7	1.15
7. Mike Proffitt (1970)	68.0	9	1.19
8. Mike Proffitt (1972)	70.0	11	1.41
9. Lamar Pritchard (1974)	56.1	9	1.44
10. Glenn Wallace (1969)	37.0	6	1.46

### CAREER

PLAYER (SEASONS)	G	AB	ERA
1. Frank Montgomery (1961-63)	171.1	34	1.79
2. Dennis Hall (1967-70)	156.1	32	1.84
3. Mike Proffitt (1969-72)	300.1	62	1.86
4. Brantley Jones (1967-70)	257.0	57	2.00
5. Jon Harden (1989-92)	255.2	65	2.29
6. Claude Passeau (1964-66)	129.1	33	2.30
7. Guy Parker (1960-62)	144.1	37	2.31
8. Pete Young (1987-89)	131.2	35	2.39
9. Butch Holmes (1971-74)	163.0	44	2.43
10. Jerry Thompson (1968-71)	184.2	50	2.44

## STRIKEOUTS

### SINGLE SEASON

PLAYER (SEASON)	G	AB	SO
1. Eric DuBose (1996)	17	133.1	174
2. B.J. Wallace (1992)	19	127.1	145
Eric DuBose (1997)	21	118.2	145
4. Gary Rath (1994)	16	115.2	141
5. Jeff Brantley (1985)	23	145.2	136
6. Hank Thoms (1999)	18	118.1	121
7. Jeff Brantley (1984)	20	132.2	115
8. Eric DuBose (1995)	18	112.2	109
9. Jon Harden (1992)	39	91.2	108
Matt Ginter (1999)	19	93.2	108

### CAREER

PLAYER (SEASONS)	G	AB	SO
1. Eric DuBose (1995-97)	56	364.2	428
2. Jeff Brantley (1982-85)	73	427.0	364
3. Paul Maholm (2001-03)	46	312.0	273
4. B.J. Wallace (1990-92)	51	265.0	271
5. Matt Ginter (1996-99)	55	225.2	269
6. Mike Proffitt (1969-72)	45	300.1	265
7. Don Robinson (1975-78)	56	323.1	262
8. Carlton Loewer (1992-94)	53	277.1	261
9. Gary Rath (1992-94)	44	239.1	238
10. Jon Harden (1989-92)	110	255.2	237

## WALKS

### SINGLE SEASON

PLAYER (SEASON)	G	AB	BB
1. Eric DuBose (1997)	21	118.2	67
2. Chris George (1991)	20	98.0	61
3. Ken Kurtz (1979)	19	116.0	56
B.J. Wallace (1991)	22	109.2	56
5. Jeff Brantley (1983)	19	100.1	55
Eric DuBose (1996)	17	133.1	55
Matt Ginter (1999)	19	93.2	55
8. Carlton Loewer (1994)	19	103.0	53
9. Don Mundie (1981)	21	145.0	52
10. Don Robinson (1977)	15	87.0	51

### CAREER

PLAYER (SEASONS)	G	AB	BB
1. Jeff Brantley (1982-85)	73	427.0	175
2. Don Robinson (1975-78)	56	323.1	170
3. Eric DuBose (1995-97)	56	364.2	165
4. Chris George (1989-91)	58	288.1	143
5. Carlton Loewer (1992-94)	53	277.1	139
6. Don Mundie (1979-81)	56	309.0	129
7. Tracy Jobes (1987-90)	74	299.1	128
8. Matt Ginter (1997-99)	55	225.2	123
9. Nelson Arriete (1986-89)	55	213.0	120
10. Gary Rath (1992-94)	44	239.1	117

## WINNING PERCENTAGE

### SINGLE SEASON (min. — 8 decisions)

PLAYER (SEASON)	W-L	PCT.
1. Frank Montgomery (1962)	10-0	1.000
2. Brantley Jones (1970)	9-0	1.000
3. Josh Reagan (1979)	8-0	1.000
Harold Myles (1983)	8-0	1.000
Bobby Reed (1988)	8-0	1.000
6. Don Mundie (1979)	10-1	.909
7. Jeff Brantley (1985)	18-2	.900
8. Ken Tatum (1965)	7-1	.875
Dennis Hall (1967)	7-1	.875
Gene Morgan (1985)	14-2	.875
Chris George (1989)	7-1	.875
Justin Pigott (2006)	7-1	.875

### CAREER (min. — 15 decisions)

PLAYER (SEASONS)	W-L	PCT.
1. Jerry Thompson (1968-71)	18-3	.857
2. Bobby Reed (1987-90)	35-5	.875
3. Phillip Brandon (1947-49)	14-3	.824
4. Jeff Brantley (1982-85)	45-12	.789
5. Brantley Jones (1967-70)	27-8	.771
6. Gene Morgan (1984-85)	20-6	.769
7. Wayne Robbins (1956-58)	13-4	.765
8. Joe Sheppard (1948-50)	16-5	.762
Frank Montgomery (1961-63)	16-5	.762
10. Jon Harden (1989-92)	19-6	.760

## WINS

### SINGLE SEASON

PLAYER (SEASON)	G	W
1. Jeff Brantley (1985)	23	18
2. Bobby Reed (1990)	25	15
3. Don Mundie (1981)	21	14
Gene Morgan (1985)	22	14
5. Jeff Brantley (1984)	20	13
6. Ken Kurtz (1979)	19	12
Hans Herzog (1983)	20	12
Bobby Reed (1989)	21	12
9. Mike Proffitt (1971)	14	11
Steve Susce (1981)	17	11
Jeff Brantley (1983)	19	11
Mike Martin (1987)	25	11

### CAREER

PLAYER (SEASONS)	G	W
1. Jeff Brantley (1982-85)	73	45
2. Bobby Reed (1987-90)	58	35
3. Mike Proffitt (1969-72)	45	30
4. Don Mundie (1979-81)	52	29
5. Brantley Jones (1967-70)	36	27
Eric DuBose (1995-97)	56	27
Paul Maholm (2000-03)	46	27
8. Don Robinson (1975-78)	56	24
9. Will McRaney (1983-86)	64	23
Tracy Jobes (1987-90)	74	23
Chris George (1989-91)	58	23
Jeremy Jackson (1995-98)	44	23


## LOSSES

### SINGLE SEASON

PLAYER (SEASON)	G	L
1. Todd Doolittle (2005)	14	8
2. Butch Holmes (1974)	10	7
David Hooten (1996)	18	7
Matt Ginter (1999)	19	7
Justin Pigott (2007)	17	7
Caleb Reed (2010)	25	7
7. Glenn Wallace (1968)	7	6
Don Robinson (1975)	11	6
Robbin Jeter (1982)	17	6
Trent Intorcica (1986)	19	6
Jay Powell (1993)	26	6
Kyle Kennedy (1995)	20	6
Hank Thoms (1999)	18	6
Jamie Gant (2004)	18	6
Jeff Lacher (2004)	14	6
Alan Johnson (2005)	15	6

### CAREER

PLAYER (SEASONS)	G	L
1. Don Robinson (1975-78)	56	18
2. Chad Crosswhite (2006-09)	80	17
3. Kyle Kennedy (1992-95)	58	16
4. Alan Johnson (2003-05)	44	15
5. David Hooten (1994-96)	57	14
6. Carlton Loewer (1992-94)	53	13
7. Chad Crosswhite (2006-08)	62	13
8. Bobby Myrick (1971-74)	29	12
Jeff Brantley (1982-85)	73	12
Trent Intorcica (1983-86)	72	12
Eric DuBose (1995-97)	56	12
Scott Polk (1995-99)	90	12
Justin Pigott (2005-08)	59	12




Eric DuBose




Dennis Hall




Frank Montgomery



Don Mundie



Bobby Reed



B.J. Wallace

# TOP 10 PITCHING LISTS

## PITCHING STARTS

### SINGLE SEASON

PLAYER (SEASON)	G	GS
1. Bobby Reed (1990)	25	22
2. Gene Morgan (1985)	22	21
B.J. Wallace (1991)	22	21
4. Bobby Reed (1989)	21	20
Jeff Brantley (1984)	20	20
Kyle Kennedy (1995)	20	20
7. Hans Herzog (1983)	20	19
Jeff Brantley (1985)	23	19
Trent Intorcchia (1986)	19	19
Tracy Jobes (1989)	23	19

### CAREER

PLAYER (SEASONS)	G	GS
1. Jeff Brantley (1982-85)	73	63
2. Bobby Reed (1987-90)	58	52
3. Eric DuBose (1995-97)	56	51
4. Don Robinson (1975-78)	56	50
5. Chris George (1989-91)	58	49
6. Kyle Kennedy (1992-95)	58	48
Tanner Brock (1999-2002)	59	48
8. Tracy Jobes (1987-90)	74	47
9. Don Mundie (1979-81)	52	46
10. Paul Maholm (2000-03)	46	44

## INNINGS PITCHED

### SINGLE SEASON

PLAYER (SEASON)	IP
1. Jeff Brantley (1985)	145.2
2. Don Mundie (1981)	145.0
3. Bobby Reed (1990)	140.1
4. Gene Morgan (1985)	134.0
5. Eric DuBose (1996)	133.1
6. Jeff Brantley (1984)	132.2
7. B.J. Wallace (1992)	127.1
8. Eric DuBose (1997)	118.2
9. Hank Thoms (1999)	118.1
10. Hans Herzog (1983)	118.0

### CAREER

PLAYER (SEASONS)	IP
1. Jeff Brantley (1982-85)	427.0
2. Eric DuBose (1995-97)	364.2
3. Don Robinson (1975-78)	323.1
4. Paul Maholm (2000-03)	312.0
5. Don Mundie (1979-81)	309.0
6. Bobby Reed (1987-90)	304.0
7. Mike Proffitt (1969-72)	300.1
8. Tracy Jobes (1987-90)	299.1
9. Chris George (1989-91)	288.1
10. Carlton Loewer (1992-94)	277.1

## APPEARANCES

### SINGLE SEASON

PLAYER (SEASON)	APP
1. Jon Harden (1992)	39
2. Van Johnson (1997)	39
3. Van Johnson (1998)	34
4. Mike Martin (1988)	33
5. Jon Harden (1991)	32
Scott Tanksley (1994)	32
7. Scott Tanksley (1995)	30
Jon Harden (1990)	30
Tim Henderson (1989)	30
Jay Powell (1991)	30

### CAREER

PLAYER (SEASONS)	APP
1. Van Johnson (1995-98)	115
2. Jon Harden (1989-92)	110
3. Scott Polk (1995-99)	90
4. Scott Tanksley (1993-95)	82
Trent Intorcchia (1983-86)	82
6. Mike Martin (1986-88)	81
7. Chad Crosswhite (2006-09)	80
8. Chuck Daniel (1989-92)	75
9. Tracy Jobes (1987-90)	74
10. Jeff Brantley (1982-85)	73

## SAVES

### SINGLE SEASON

PLAYER (SEASON)	SV
1. Scott Tanksley (1994)	13
Van Johnson (1997)	13
3. Adam Larson (2000)	12
4. Jay Powell (1991)	10
Van Johnson (1998)	10
6. Pete Young (1989)	8
Pete Young (1988)	8
Jon Harden (1992)	8
9. Bryan Hardwick (1979)	7
Bobby Thigpen (1985)	7
Jay Powell (1993)	7
Scott Tanksley (1995)	7
Jonathan Papelbon (2003)	7
Aaron Weatherford (2008)	7

### CAREER

PLAYER (SEASONS)	SV
1. Van Johnson (1995-1998)	29
2. Scott Tanksley (1993-95)	24
3. Pete Young (1987-89)	19
4. Jay Powell (1991-93)	17
5. Bryan Hardwick (1979-80,82)	16
6. Adam Larson (1999-2001)	15
7. Aaron Weatherford (2006-08)	14
8. Jonathan Papelbon (2001-03)	13
9. Mike Martin (1986-88)	12
Jon Harden (1989-92)	12


## RELIEF APPEARANCES

### SINGLE SEASON


PLAYER (SEASON)	RA
1. Jon Harden (1992)	39
Van Johnson (1997)	39
3. Van Johnson (1998)	34
4. Mike Martin (1988)	32
Jon Harden (1991)	32
Scott Tanksley (1994)	32
7. Tim Henderson (1989)	30
Jon Harden (1990)	30
Jay Powell (1991)	30
Scott Tanksley (1995)	30

### CAREER


PLAYER (SEASONS)	RA
1. Van Johnson (1995-98)	115
2. Jon Harden (1989-92)	110
3. Scott Tanksley (1993-95)	75
4. Pete Young (1987-89)	72
5. Scott Polk (1995-99)	71
Saunders Ramsey (2002-05)	71
7. Brett Cleveland (2003-06)	69
8. Mike Martin (1986-88)	68
Chris Young (2000-02)	68
10. Greg Houston (2007-10)	67




Jeff Brantley (1982-85) established MSU career records for wins (45), strikeouts (364), innings pitched (427) and pitching starts (63) during his four-year career.




Van Johnson



Paul Maholm




Jonathan Papelbon



Scott Tanksley



Pete Young



Jon Harden

# TEAM SEASON-BESTS

## LARGEST SCORING MARGINS

### vs. all opponents

30	at Jackson State	32-2	1988
29	vs. Mississippi Valley	29-0	1999
27*	vs. Kentucky	29-2	1941
26	vs. Mississippi Valley	27-1	1998
24	vs. Northwestern	27-3	1937
23	vs. Mississippi College	23-0	1991
23*	vs. LSU	26-3	1942
23	vs. UNC Charlotte	24-1	1999
23	vs. Arkansas-Little Rock	27-4	1999
23	vs. Jackson State	23-0	2000
23	vs. Alcorn State	27-4	2010
22	vs. Delta State	24-2	1990
22	vs. Quincy College	22-0	1986
22	vs. Livingston	26-4	1985
22	vs. Mississippi College	25-3	1978
22	vs. Arkansas-Little Rock	22-0	1999

\* — Southeastern Conference game

### vs. SEC opponents

27	vs. Kentucky	29-2	1941
23	vs. LSU	26-3	1942
19	at Vanderbilt	27-8	1956
19	vs. LSU	25-6	1934
18	vs. Georgia	25-7	1988
18	vs. Tulane	22-4	1958
18	vs. Florida	20-2	2000
17	at Mississippi	17-0	1990
17	vs. Mississippi	27-10	1983
16	at South Carolina	16-0	1998
16	vs. Georgia	22-6	1990
15	at Vanderbilt	19-4	1989
15	at Alabama	15-0	1982
15	at Mississippi	21-6	1997

### All opponents vs. MSU

22	at Florida State	2-24	1966
21*	at LSU	0-21	1946
20	at Vanderbilt	0-20	1923
19*	vs. Alabama	10-29	1943
19*	at Alabama	1-20	1946
18*	vs. Tennessee	4-22	1998
18*	at LSU	1-19	1946
17*	vs. Alabama	0-17	1935
17*	South Carolina	3-20	2007
16*	at LSU	5-21	1940
15*	at Arkansas	1-16	1995
15	vs. Memphis State	8-23	1962

\* — Southeastern Conference game

### SEC opponents vs. MSU

21	at LSU	0-21	1946
19	vs. Alabama	10-29	1943
19	at Alabama	1-20	1946
18	vs. Tennessee	4-22	1998
18	at LSU	1-19	1946
17	vs. Alabama	0-17	1935
17	vs. South Carolina	3-20	2007
16	at LSU	5-21	1940
15	at Arkansas	1-16	1995
14	at Auburn	5-19	1994
14	at Alabama	2-16	1982
14	vs. LSU	2-16	1951
14	at LSU	3-17	2010

GAMES PLAYED		HITS		STOLEN BASES		HIGH FIELDING PCT.	
71	1990	823	1997	138	1978	.974	2003
68	1989	787	1999	103	1981	.974	1999
68	1997	784	1990	100	1979	.972	1973
65	1998	778	1989	98	1990	.969	1953
65	1985	767	1998	87	1986	.966	1987
64	1988					.966	1970
64	2005					.966	2001
63	1991						
63	1981						
63	1999						
63	2001						
63	2003						
63	1996						
63	1999						
63	1989						
63	1996						
63	1999						
63	1989						
63	1996						
63	1999						
63	1989						
63	1996						
63	1999						
63	1989						
63	1996						
63	1999						
63	1989						
63	1996						
63	1999						
63	1989						
63	1996						
63	1999						
63	1989						
63	1996						
63	1999						
63	1989						
63	1996						
63	1999						
63	1989						
63	1996						
63	1999						
63	1989						
63	1996						
63	1999						
63	1989						
63	1996						
63	1999						
63	1989						
63	1996						
63	1999						
63	1989						
63	1996						
63	1999						
63	1989						
63	1996						
63	1999						
63	1989						
63	1996						
63	1999						
63	1989						
63	1996						
63	1999						
63	1989						
63	1996						
63	1999						
63	1989						
63	1996						
63	1999						
63	1989						
63	1996						
63	1999						
63	1989						
63	1996						
63	1999						
63	1989						
63	1996						
63	1999						
63	1989						
63	1996						
63	1999						
63	1989						
63	1996						
63	1999						
63	1989						
63	1996						
63	1999						
63	1989						
63	1996						
63	1999						
63	1989						
63	1996						
63	1999						
63	1989						
63	1996						
63	1999						
63	1989						
63	1996						
63	1999						
63	1989						
63	1996						
63	1999						
63	1989						
63	1996						
63	1999						
63	1989						
63	1996						
63	1999						
63	1989						
63	1996						
63	1999						
63	1989						
63	1996						
63	1999						
63	1989						
63	1996						
63	1999						
63	1989						
63	1996						
63	1999						
63	1989						
63	1996						
63	1999						
63	1989						
63	1996						
63	1999						
63	1989						
63	1996						
63	1999						
63	1989						
63	1996						
63	1999						
63	1989						
63	1996						
63	1999						
63	1989						
63	1996						
63	1999						
63	1989						
63	1996						
63	1999						
63	1989						
63	1996						
63	1999						
63	1989						
63	1996						
63	1999						
63	1989						
63	1996						
63	1999						
63	1989						
63	1996						
63	1999						
63	1989						
63	1996						
63	1999						
63	1989						
63	1996						
63	1999						
63	1989						
63	1996						
63	1999						
63	1989						
63	1996						
63	1999						
63	1989						
63	1996						
63	1999						
63	1989						
63	1996						
63	1999						
63	1989						
63	1996						
63	1999						
63	1989						
63	1996						
63	1999						
63	1989						
63	1996						
63	1999						
63	1989						
63	1996						
63	1999						
63	1989						
63	1996						
63	1999						
63	1989						
63	1996						
63	1999						
63	1989						
63	1996						
63	1999						
63	1989						
63	1996						
63	1999						
63	1989						
63	1996						
63	1999						
63	1989						
63	1996						
63	1999						
63	1989						
63	1996						
63	1999						
63	1989						
63	1996						
63	1999						
63	1989						
63	1996						
63	1999						
63	1989						
63	1996						

# YEARLY TEAM STATISTICS/TEAM MVPS

## TEAM BATTING STATISTICS

YEAR	G	AB	R	H	2B	3B	HR	RBI	AVG	BB	SO	SB-SBA	PO	A	E	FLD%
1976	45	1293	182	319	42	11	13	145	.247	164	152	50	1068	424	86	.946
1977	48	1591	372	522	90	23	26	331	.328	255	157	75	1155	444	69	.959
1978	56	1849	419	537	74	21	39	348	.290	297	222	138-162	1371	572	86	.958
1979	60	1998	473	622	109	33	36	426	.311	310	242	100-129	1501	649	102	.955
1980	50	1576	278	416	62	13	19	247	.264	259	219	83-99	1240	523	85	.954
1981	63	2088	515	637	120	18	77	458	.305	355	330	103-139	1552	667	90	.961
1982	51	1660	363	494	76	8	41	315	.298	266	224	68-89	1211	564	82	.956
1983	57	1949	515	614	117	17	72	461	.315	354	290	86-115	1415	710	95	.957
1984	61	2025	505	611	106	19	83	461	.302	345	304	74-102	1502	702	94	.959
1985	65	2130	504	628	135	13	74	444	.295	352	322	84-110	1593	682	110	.954
1986	55	1768	369	513	75	17	57	337	.290	291	315	87-110	1356	602	89	.957
1987	61	2085	429	625	117	14	69	396	.300	308	410	44-60	1554	671	78	.966
1988	64	2215	537	717	145	16	73	491	.324	324	420	51-71	1617	682	95	.960
1989	68	2451	618	778	157	11	96	549	.317	405	440	49-74	1804	779	104	.961
1990	71	2510	560	784	135	21	53	490	.312	362	437	98-139	1848	754	103	.962
1991	63	2091	428	595	121	11	47	371	.285	314	448	37-68	1631	682	89	.963
1992	62	2097	349	563	97	14	39	315	.268	298	410	49-75	1653	656	91	.962
1993	62	2125	394	633	128	18	68	370	.298	280	377	24-46	1602	686	84	.965
1994	59	2034	381	560	1152	14	54	342	.275	287	434	40-68	1570	675	124	.948
1995	59	2037	398	575	130	20	51	349	.282	269	435	68-88	1532	663	111	.952
1996	62	2251	444	701	141	12	69	402	.311	267	403	56-85	1654	690	107	.956
1997	68	2482	633	823	128	20	83	575	.332	310	422	69-96	1801	708	107	.959
1998	65	2362	542	767	146	17	97	498	.325	263	395	75-89	1712	671	90	.964
1999	63	2349	596	787	156	19	82	541	.335	300	427	37-50	1676	645	62	.974
2000	61	2203	513	682	142	26	69	459	.310	301	396	49-62	1625	632	84	.964
2001	63	2172	381	594	80	16	38	338	.273	297	423	52-74	1702	680	85	.966
2002	59	2103	446	637	125	11	46	411	.303	274	411	44-64	1551	657	79	.965
2003	63	2280	416	694	131	15	49	383	.304	222	436	56-74	1718	713	64	.974
2004	59	2126	379	660	106	15	59	354	.310	209	387	39-62	1589	620	87	.962
2005	64	2226	382	662	115	16	34	346	.297	226	422	35-49	1675	689	76	.969
2006	60	2172	438	668	127	11	55	397	.308	281	410	49-58	1600	651	92	.961
2007	60	2191	419	692	126	10	51	384	.316	205	401	42-63	1618	569	81	.964
2008	56	1979	351	571	103	6	53	313	.289	252	448	47-61	1481	602	76	.965
2009	54	1812	356	540	103	11	61	338	.298	250	461	72-93	1397	524	64	.969
2010	56	1923	412	569	112	13	68	378	.296	264	431	57-73	1459	632	90	.959

School-record totals shown in bold

## TEAM PITCHING STATISTICS

YEAR	G	W-L	PCT	ERA	SV	CG	SHO	IP	H	R-ER	BB	SO	HR	BK	HB	WP
1976	45	28-17	.622	2.88	4	21	8	356.0	313	155-114	174	249	15	—	—	13
1977	48	33-15	.688	3.65	7	20	4	385.0	335	214-156	189	275	34	—	—	19
1978	56	38-18	.679	4.18	8	24	0	457.0	460	280-212	215	268	51	—	—	14
1979	60	48-12	.800	3.40	13	25	6	500.1	437	258-189	254	327	30	—	—	26
1980	50	31-19	.620	3.33	7	19	6	413.1	389	207-153	167	237	24	—	—	18
1981	63	46-17	.730	4.21	7	42	2	517.1	563	310-242	224	341	37	—	—	34
1982	51	28-23	.549	4.48	6	17	5	403.2	418	268-201	187	218	32	—	—	28
1983	57	42-15	.737	4.60	10	13	4	471.2	520	320-241	220	271	33	—	—	32
1984	61	45-16	.738	4.17	6	24	2	500.2	503	297-232	240	369	42	—	—	40
1985	65	50-15	.769	3.34	11	20	8	531.0	491	267-197	234	410	38	—	—	34
1986	55	34-21	.618	4.28	6	10	4	452.0	485	282-215	173	370	48	—	—	30
1987	61	39-22	.639	4.86	8	13	6	517.0	538	322-279	244	399	58	6	13	48
1988	64	44-20	.688	3.91	17	2	5	539.0	545	298-234	237	440	37	6	26	32
1989	68	54-14	.794	3.73	13	3	8	601.1	580	315-249	256	414	41	8	15	40
1990	71	50-21	.704	3.78	12	12	10	616.0	567	314-259	244	454	45	5	35	27
1991	63	42-21	.667	3.77	13	5	5	543.2	515	278-228	261	450	42	3	38	37
1992	62	40-22	.645	3.22	12	10	9	551.0	509	261-197	209	504	28	2	34	47
1993	62	41-21	.661	3.74	14	9	5	534.0	533	284-222	235	455	35	3	25	59
1994	59	36-23	.610	4.16	18	8	4	523.1	529	334-242	239	479	29	3	32	36
1995	59	34-25	.576	3.58	9	9	6	510.2	521	278-203	194	454	19	2	28	65
1996	62	38-24	.613	4.00	10	14	1	551.1	590	326-245	226	527	45	6	47	47
1997	68	47-21	.691	5.07	16	5	1	600.1	668	416-338	268	655	78	6	26	70
1998	65	42-23	.646	4.97	21	1	4	570.2	627	373-315	233	564	78	7	25	60
1999	63	42-21	.666	4.08	11	5	6	558.2	534	292-252	265	582	39	4	36	58
2000	61	41-20	.683	4.79	15	3	4	541.2	554	331-288	253	502	40	6	43	5
2001	63	39-24	.619	3.73	13	1	8	567.1	534	283-235	210	539	38	9	55	42
2002	59	34-24	.586	4.30	7	1	8	517.0	534	305-247	182	406	38	8	50	42
2003	63	42-20	.677	3.58	10	4	4	572.2	528	281-228	233	493	33	16	46	36
2004	59	35-24	.593	4.47	9	2	3	529.2	548	314-263	183	428	42	6	35	34
2005	64	42-24	.656	3.51	12	5	3	558.1	569	274-218	199	431	42	8	41	39
2006	60	37-23	.617	4.22	10	5	1	533.1	572	302-250	162	409	49	8	48	32
2007	60	38-22	.633	4.86	18	3	1	539.1	637	350-291	166	496	53	12	50	32
2008	56	23-33	.411	6.82	8	1	2	493.2	595	441-374	274	451	61	5	59	54
2009	54	25-29	.463	6.57	12	5	1	465.2	566	387-340	246	365	66	7	63	52
2010	56	23-33	.411	6.90	7	4	1	486.1	628	440-373	253	387	62	5	60	52

School-record totals shown in bold

## MVP-HITTING

PLAYER, POS.	AVG.	HR	RBI
Mike Kelley, CF	.307	3	21
Nat Showalter, LF	.459	4	44
Del Bender, LF	.308	17	62
Bob Kocol, RF	.366	8	65
John McDonald, C	.294	3	39
Mark Gillaspie, RF	.410	20	78
Bruce Castoria, 1B	.335	15	59
Rafael Palmeiro, LF	.406	18	78
Rafael Palmeiro, LF	.415	29	94
Will Clark, 1B	.420	25	77
Dan Paradoa, LF	.376	9	50
Dan Paradoa, LF	.347	7	40
Pete Young, 3B	.338	12	53
Tommy Raffo, 1B	.383	22	80
Tommy Raffo, 1B	.358	13	69
Charlie Anderson, 2B	.275	7	49
Rex Buckner, RF	.297	13	50
Drew Williams, 1B	.319	8	52
Drew Williams, 3B	.300	16	69
David Hayman, OF	.298	17	55
Rob Hauswald, 2B	.354	16	63
Richard Lee, 1B	.362	19	90
Brian Wiese, OF	.412	14	57
Cliff Wren, 1B	.367	13	60
Travis Chapman, 3B	.350	7	63
Jon Knott, OF	.359	8	41
Steve Gendron, OF	.351	2	48
Matthew Maniscalco, SS	.338	7	42
Brad Corley, OF	.380	13	55
Brad Corley, OF	.316	5	40
Thomas Berkery, SS	.383	7	44
Edward Easley, C	.358	12	63
Tyler Moore, 1B	.299	14	46

## MVP-PITCHING

Pitcher	W-L	ERA	SO
Don Robinson	8-4	2.50	78
Jack Lazorko	10-3	2.74	55
Jack Lazorko	8-2	2.92	32
Ken Kurtz	12-2	2.09	100
Perry Cilburn	5-3	1.79	40
Don Mundie	14-5	3.60	91
Hans Herzog	8-4	3.87	34
Hans Herzog	12-3	4.96	61
Jeff Brantley	13-3	2.65	115
Jeff Brantley	18-2	2.29	136
Will McRaney			



# YEARLY STATISTICAL LEADERS (since 1949)

## AT-BATS

Year	Player	AB
1949	Jimmy Bragan	111
1950	Dan Murphy	72
1951	Frank Bragan	87
1952	Bill Hinton	77
1953	Bill Hinton	91
1954	Doug Litton	61
1955	Terry Murphy	78
1956	Charles Dickinson	75
1957	James McNally	60
	Molly Halbert	60
1958	Larry Gore	87
1959	Gary Dempsey	91
1960	Larry Adams	108
1961	Gary Dempsey	78
1962	Bill Etheridge	100
1963	Bill Etheridge	119
1964	Aubrey Nichols	107
1965	Mike Burns	99
	Del Unser	99
1966	Mike Burns	122
1967	Jim Howarth	124
1968	Jim Howarth	114
1969	Bobby Crosswell	116
1970	Dave Phares	151
1971	Bobby Crosswell	175
1972	Ted Milton	123
	Rick Counts	123
1973	Joe Bob Cole	104
1974	Wayne Pinkerton	98
1975	Larry Buckley	124
	Bill Montgomery	124
1976	Mike Kelley	163
1977	Mike Kelley	193
1978	Del Bender	214
1979	Mike Kelley	235
1980	Randy Schlosser	188
1981	Dave Klipstein	251
1982	Dave Klipstein	200
1983	Rafael Palmeiro	234
1984	Dan Van Cleve	240
1985	Rafael Palmeiro	250
1986	Brad Hildreth	210
1987	Dan Paradoa	236
1988	John Cohen	253
1989	Tommy Raffo	266
1990	David Mitchell	287
1991	Steve Hegan	245
1992	Steve Hegan	238
1993	Paul Petruilis	247
1994	Scott Tribolet	242
1995	Scott Tribolet	217
1996	Rob Hauswald	254
1997	Richard Lee	276
1998	Rusty Thoms	268
1999	Brian Wiese	252
2000	Shane Kelly	269
2001	Matthew Maniscalco	244
2002	Matthew Maniscalco	254
2003	Matthew Maniscalco	278
2004	Steve Gendron	263
2005	Brad Corley	263
2006	Jeffrey Rea	250
2007	Jeffrey Rea	245
2008	Russ Sneed	215
2009	Connor Powers	196
2010	Connor Powers	214

## RUNS

Year	Player	R
1949	Jimmy Bragan	26
1950	Jimmy Bragan	22
	Dan Murphy	22
1951	Dan Murphy	21
1952	Bill Hinton	23
1953	Frank Bragan	26
1954	Charles Dickinson	16
1955	Braxton Nail	20
1956	Charles Dickinson	18
1957	Don Gardiner	19
1958	Charles Turner	24
1959	Larry Gore	14
1960	Larry Adams	30
1961	Larry Brannon	16
1962	Bill Etheridge	23
1963	Wayne Meadows	22
1964	Aubrey Nichols	20
1965	Del Unser	24
1966	Del Unser	31
1967	Jim Howarth	21
1968	Jocko Potts	23
1969	Ted Milton	26
1970	Dave Phares	33
1971	Phil Still	42
1972	Rick Spica	22
	Wayne Pinkerton	22
1973	Wayne Pinkerton	19
1974	Wayne Pinkerton	19
1975	Steve Hill	16
1976	Ken Lee	24
1977	Mike Kelley	53
	Howie McCann	53
1978	Del Bender	54
1979	Mike Kelley	74
1980	Mark Gillaspie	34
1981	Mark Gillaspie	81
1982	Mike Bradford	49
1983	Dan Van Cleve	80
1984	Rafael Palmeiro	87
1985	Will Clark	75
1986	Brad Hildreth	48
1987	Burke Masters	53
1988	Pete Young	66
1989	Jody Hurst	79
1990	Burke Masters	73
1991	Steve Hegan	61
1992	Paul Petruilis	53
1993	Rex Buckner	52
1994	Scott Tribolet	51
1995	Scott Tribolet	56
1996	Rob Hauswald	63
1997	Brooks Bryan	81
1998	Brad Freeman	73
1999	Brian Wiese	74
2000	Shane Kelly	75
2001	Michael Brown	47
2002	Matthew Brinson	61
2003	Matthew Maniscalco	57
2004	Brad Corley	48
2005	Brad Jones	60
2006	Edward Easley	60
2007	Edward Easley	59
2008	Grant Hogue	47
2009	Connor Powers	49
2010	Nick Vickerson	58

## HITS

Year	Player	H
1949	Jimmy Bragan	41
1950	Jimmy Bragan	26
1951	Frank Bragan	28
1952	Dan Murphy	28
1953	Frank Bragan	32
1954	Jackie Parker	23
1955	Braxton Nail	27
1956	Charles Dickinson	26
1957	James McNally	20
1958	Charles Turner	32
	Larry Gore	32
1959	Larry Gore	28
1960	Gary Dempsey	36
1961	Gary Dempsey	24
1962	Bill Etheridge	37
1963	Wayne Meadows	42
1964	Wayne Meadows	30
1965	Mike Burns	33
1966	Del Unser	39
1967	Jim Howarth	36
1968	Jim Howarth	40
1969	Ted Milton	32
1970	Dave Phares	49
1971	Phil Still	53
1972	Rick Spica	39
	Joe Bob Cole	30
1973	Wayne Pinkerton	30
1974	Wayne Pinkerton	30
1975	Steve Hill	39
1976	Mike Kelley	50
1977	Mike Kelley	74
1978	Russ Aldrich	73
1979	Mike Kelley	94
1980	Mark Gillaspie	54
1981	Mark Gillaspie	85
1982	Dave Klipstein	77
1983	Rafael Palmeiro	95
1984	Rafael Palmeiro	98
1985	Will Clark	94
1986	Dan Paradoa	77
1987	Dan Paradoa	82
1988	John Cohen	84
1989	Tommy Raffo	102
1990	Tommy Raffo	97
1991	Steve Hegan	76
1992	Paul Petruilis	79
1993	Rex Buckner	84
1994	Scott Tribolet	74
1995	Scott Tribolet	63
1996	Rob Hauswald	63
1997	Richard Lee	100
1998	Brian Wiese	103
1999	Travis Chapman	99
2000	Shane Kelly	87
2001	Jon Knott	70
2002	Steve Gendron	84
2003	Matthew Maniscalco	94
2004	Brad Corley	93
2005	Brad Corley	83
2006	Jeffrey Rea	94
2007	Edward Easley	87
2008	Grant Hogue	63
2009	Russ Sneed	62
2010	Connor Powers	81

## BATTING AVG

Year	Player	BA
1949	Jimmy Bragan	.369
1950	Jimmy Bragan	.371
	Gerald Walker	.329
1951	Dan Murphy	.389
1952	Frank Bragan	.360
1953	Jackie Parker	.418
1954	Braxton Nail	.380
1955	Don Gardiner	.348
1956	James McNally	.333
1957	Charles Turner	.395
1958	Don McNair	.325
1959	Gary Dempsey	.371
1960	Hal Green	.339
1961	Bill Etheridge	.370
1962	Wayne Meadows	.368
1963	Russ Gatlin	.348
1964	Mike Burns	.333
1965	Del Unser	.333
1966	Gary Washington	.330
1967	Sammy Fletcher	.364
1968	Tom Miller	.349
1969	Ted Milton	.328
1970	Donnie Davis	.368
1971	Rick Spica	.328
1972	Rick Counts	.311
1973	Rick Davidson	.321
1974	Steve Hill	.317
1975	Mike Kelley	.307
1976	Nat Showalter	.459
1977	Russ Aldrich	.343
1978	Mike Kelley	.400
1979	Mark Gillaspie	.348
1980	Mark Gillaspie	.410
1981	Dave Klipstein	.385
1982	Rafael Palmeiro	.406
1983	Rafael Palmeiro	.415
1984	Will Clark	.420
1985	Dan Paradoa	.376
1986	Dan Paradoa	.347
1987	Jody Hurst	.371
1988	Tommy Raffo	.383
1989	Tommy Raffo	.358
1990	Jimmy Gammill	.374
1991	Paul Petruilis	.338
1992	Rex Buckner	.349
1993	Ricky Joe Redd	.324
1994	Brian Clark	.314
1995	Adam Platt	.370
1996	Richard Lee	.362
1997	Brian Wiese	.412
1998	Travis Chapman	.403
1999	Ty Martin	.352
2000	Jon Knott	.359
2001	Steve Gendron	.351
2002	Robby Goodson	.358
2003	Brad Corley	.380
2004	Joseph McCaskill	.377
2005	Thomas Berkery	.383
2006	Brandon Turner	.399
2007	Connor Powers	.348
2008	Scott DeLoach	.353
2009	Connor Powers	.379
2010	Connor Powers	.379

## HOME RUNS

Year	Player	HR
1949	Alex Grammas	2
1950	Jimmy Bragan	3
	Don Robinson	3
1951	Bill Hinton	4
1952	Dan Murphy	2
1953	Bill Hinton	3
1954	Jackie Parker	1
	Braxton Nail	1
1955	Braxton Nail	3
1956	Charles Dickinson	2
1957	Molly Halbert	4
1958	Jim Boring	5
1959	Bobby Craig	2
	Jim Goodwin	2
	Charles Turner	2
1960	Gary Dempsey	5
1961	Larry Brannon	5
1962	H.K. Etheridge	6
1963	H.K. Etheridge	7
1964	Mike Burns	4
1965	Del Unser	7
1966	Del Unser	7
1967	Gary Washington	4
1968	Jim Howarth	3
1969	Ted Milton	8
1970	Fred Yilling	8
1971	Phil Still	11
1972	Rick Counts	7
1973	Rick Counts	5
1974	Wayne Pinkerton	3
1975	Steve Hill	2
	Larry Buckley	2
1976	Fred Dunlap	6
1977	Del Bender	9
1978	Del Bender	17
1979	Rick Dixon	8
	Bob Kocol	8
1980	Bruce Castoria	8
1981	Bruce Castoria	29
1982	Bruce Castoria	15
1983	Rafael Palmeiro	18
1984	Rafael Palmeiro	29
1985	Will Clark	25
1986	John Mitchell	13
1987	Tracy Echols	12
1988	Richie Grayum	13
1989	Tommy Raffo	22
1990	Tracy Echols	14
1991	Rob Norman	8
1992	Rex Buckner	13
1993	Ricky Joe Redd	13
1994	Drew Williams	16
1995	David Hayman	17
1996	Rob Hauswald	16
1997	Richard Lee	19
1998	Richard Lee	19
1999	Brian Wiese	19
2000	Jon Knott	16
2001	Jon Knott	8
2002	Matthew Brinson	14
2003	Matthew Brinson	8
2004	Brad Corley	19
2005	Thomas Berkery	7
2006	Brian LaNinfa	11
2007	Edward Easley	12
2008	Tyler Moore	14
2009	Connor Powers	19
2010	Connor Powers	16

## RBI

Year	Player	RBI
1949	Alex Grammas	22
1950	Jimmy Bragan	20
1951	Joe Roy Adams	15
1952	Lewis Gilardoni	17
1953	Lewis Gilardoni	21
1954	Braxton Nail	22
1955	Braxton Nail	19
1956	Terry Murphy	15
1957	Molly Halbert	16
1958	Charles Turner	23
	Larry Gore	23
1959	Jim Goodwin	14
1960	Gary Dempsey	21
1961	Larry Brannon	16
1962	H.K. Etheridge	23
	Bill Etheridge	23
1963	H.K. Etheridge	30
1964	Russ Gatlin	20
1965	Del Unser	23
1966	Del Unser	22
1967	Gary Washington	25
1968	Sammy Fletcher	19
1969	Ted Milton	21
1970	Ted Milton	28
1971	Phil Still	37
1972	Rick Counts	28
1973	Rick Counts	24
1974	Joe Bob Cole	15
1975	Steve Hill	17
1976	Fred Dunlap	21
	Mike Kelley	21
1977	Nat Showalter	44
1978	Del Bender	62
1979	Bob Kocol	65
1980	John McDonald	39
1981	Bruce Castoria	98
1982	Bruce Castoria	59
1983	Brad Winkler	79
1984	Rafael Palmeiro	94
1985	Will Clark	77
1986	Mike McCraney	57
	John Mitchell	57
1987	John Mitchell	55
1988	Richie Grayum	68
1989	Tommy Raffo	80
1990	John Cohen	71
1991	Charlie Anderson	49
1992	Rex Buckner	50
1993	Drew Williams	52
1994	Drew Williams	69
1995	David Hayman	55
1996	Rob Hauswald	63
1997	Richard Lee	90
1998	Richard Lee	85
1999	Brian Wiese	66
2000	Jon Knott	66
2001	Josh West	37
2002	Matthew Brinson	71
2003	Matthew Brinson	49
2004	Craig Tatum	60
2005	Thomas Berkery	55
2006	Brian LaNinfa	50
2007	Edward Easley	63
2008	Tyler Moore	46
2009	Connor Powers	63
2010	Connor Powers	68

Southeastern Conference leaders shown in BOLD



Don Gardiner



Tommy Raffo



Nat Showalter

# YEARLY STATISTICAL LEADERS (since 1949)

## STOLEN BASES

Year	Player	SB
1949	Jimmy Bragan	3
1950	Jimmy Bragan	7
1951	Frank Bragan	7
	Dan Murphy	7
1952	Bill Hinton	8
1953	Frank Bragan	8
1954	Jackie Parker	11
	Charles Dickinson	11
1955	Charles Dickinson	8
1956	Charles Dickinson	2
	Terry Murphy	2
1957	Don McNair	3
	Frank Power	3
1958	Jim Boring	5
1959	Don McNair	8
1960	Gary Dempsey	6
1961	Hal Green	3
	Gary Dempsey	3
1962	Bill Etheridge	9
1963	Bill Etheridge	7
1964	Aubrey Nichols	13
1965	Del Unser	5
1966	Del Unser	6
1967	Jim Howarth	7
1968	Phil Still	9
1969	Manny Washington	6
	Bobby Crosswell	6
	Jocko Potts	6
1970	Bobby Crosswell	12
1971	Bobby Crosswell	10
1972	Wayne Pinkerton	6
1973	Dale Holland	10
1974	Wayne Pinkerton	4
1975	Fred Dunlap	8
1976	Bill Montgomery	14
1977	Mike Kelley	25
1978	Del Bender	21
1979	Mike Kelley	27
1980	Randy Schlosser	19
1981	Dave Klipstein	28
1982	Dave Klipstein	18
1983	Dan Van Cleve	16
1984	Dan Van Cleve	15
1985	Dan Van Cleve	38
1986	Barry Winford	18
1987	Burke Masters	9
1988	Barry Winford	11
1989	Burke Masters	9
1990	Jon Shave	24
1991	Steve Hegan	7
1992	Chuck Daniel	11
1993	Paul Petruis	4
1994	Scott Tribolet	16
1995	Scott Tribolet	15
1996	Damian Scioneaux	15
1997	Damian Scioneaux	20
1998	Brad Freeman	16
	Rusty Thoms	16
1999	Brian Wiese	8
2000	Shane Kelly	17
2001	Phillip Willingham	11
2002	Matthew Maniscalco	12
2003	Matthew Maniscalco	20
2004	Jeffrey Rea	11
2005	Joseph Hunter	8
2006	Jeffrey Rea	14
2007	Jeffrey Rea	13
2008	Grant Hogue	25
2009	Grant Hogue	29
2010	Nick Vickerson	10

## WINS

Year	Player	W-L
1949	Phil Brandon	8-2
1950	Joe Sheppard	7-1
1951	Floyd Johnson	4-0
	Beverly Gross	4-2
1952	Curt Monroe	4-2
1953	Curt Monroe	6-3
1954	Bobo Matthews	3-2
	Charlie Williams	3-3
1955	Joe Wilson	3-3
	Leon Beasley	3-2
1956	Joe Wilson	4-3
1957	Jim Pruett	6-1
1958	Wayne Robbins	6-1
1959	Jim Pruett	4-1
	Ronnie Davis	4-0
1960	Neal Sheffield	5-1
1961	F. Montgomery	3-0
	Neal Sheffield	3-2
1962	F. Montgomery	10-0
1963	Doug Hutton	5-0
1964	Lloyd Langston	5-2
1965	Ken Tatum	4-4
1966	Ken Tatum	7-1
1967	Ken Tatum	10-2
1968	Dennis Hall	7-1
1969	Brantley Jones	7-3
1970	Mike Proffitt	6-2
1971	Mike Proffitt	11-2
1972	Mike Proffitt	7-3
1973	Butch Holmes	5-2
	Steve Griffith	5-2
1974	Lamar Pritchard	5-2
	Bobby Myrick	5-3
1975	Don Robinson	4-6
1976	Don Robinson	8-4
1977	Jack Lazorko	10-3
1978	Jack Lazorko	8-2
	Bobby Maher	8-4
1979	Ken Kurtz	12-2
1980	Perry Cliburn	5-3
	Steve Susce	5-3
	Bryan Hardwick	5-3
	Don Mundie	5-4
1981	Don Mundie	14-5
1982	Hans Herzog	8-4
1983	Hans Herzog	12-3
1984	Jeff Brantley	13-3
1985	Jeff Brantley	18-2
1986	Trent Intorcias	8-6
1987	Mike Martin	11-5
1988	Terry Ellis	10-4
1989	Bobby Reed	12-3
1990	Bobby Reed	15-4
1991	B.J. Wallace	10-5
1992	B.J. Wallace	9-3
1993	Carlton Loewer	9-3
1994	Gary Rath	10-3
1995	Kyle Kennedy	9-6
1996	Eric DuBose	10-4
1997	Eric DuBose	9-4
	Jeremy Jackson	9-4
1998	Jeremy Jackson	10-3
1999	Matt Ginter	8-7
2000	Mark Freed	9-2
2001	Paul Maholm	8-5
2002	Paul Maholm	10-3
2003	Paul Maholm	9-2
2004	Saunders Ramsey	7-2
2005	Brooks Dunn	6-3
	Mike Valentine	6-0
2006	Brooks Dunn	8-6
2007	Chad Crosswhite	8-5
2008	Five players tied with 3	
2009	Nick Routt	5-3
2010	Greg Houston	5-1

## ERA

Year	Player	IP
1949	Phil Brandon	2.29
1950	Joe Sheppard	1.87
1951	Floyd Johnson	2.33
1952	Curt Monroe	2.84
1953	Curt Monroe	3.20
1954	Charlie Williams	2.41
1955	Joe Wilson	4.22
1956	Wayne Robbins	4.18
1957	Jim Pruett	1.03
1958	Bill Shoenrock	2.23
1959	Jim Pruett	1.50
1960	Guy Parker	2.84
1961	Neal Sheffield	1.99
1962	F. Montgomery	0.68
1963	Claude Reader	2.08
1964	Frank Chambers	1.50
1965	Claude Passeau	1.51
1966	Bo Gregory	2.43
1967	Brantley Jones	2.29
1968	Glenn Wallace	2.22
1969	Glenn Wallace	1.46
1970	Dennis Hall	0.63
1971	Mike Proffitt	2.02
1972	Mike Proffitt	1.41
1973	Butch Holmes	1.07
1974	Lamar Pritchard	1.44
1975	Harvey Luby	1.88
1976	Don Robinson	2.50
1977	Gary Willoughby	2.30
1978	Jack Lazorko	2.92
1979	Ken Kurtz	2.09
1980	Perry Cliburn	1.79
1981	John Shrewsbury	1.69
1982	Bill Bond	3.33
1983	Will McCraney	2.35
1984	Jeff Brantley	2.65
1985	Gene Morgan	2.28
1986	Will McCraney	2.95
1987	Mike Martin	4.11
1988	Bobby Reed	1.09
1989	Pete Young	1.22
1990	Jon Harden	2.21
1991	Jay Powell	1.28
1992	Jon Harden	1.96
1993	Gary Rath	2.97
1994	Gary Rath	1.71
1995	Scott Tanksley	2.91
1996	Van Johnson	3.09
1997	Hank Thoms	2.81
1998	Brian Compton	2.24
1999	Hank Thoms	2.66
2000	Jeff Hunter	3.16
2001	Jeff Lacher	1.12
2002	Robby Goodson	2.08
2003	Jamie Gant	1.15
2004	Saunders Ramsey	3.50
2005	Brett Cleveland	1.96
2006	Justin Pigott	1.66
2007	Ricky Bowen	3.00
2008	Aaron Weatherford	0.85
2009	Nick Routt	4.15
2010	Greg Houston	4.60

## STRIKEOUTS


Year	Player	SO
1949	Phil Brandon	52
1950	Joe Sheppard	45
1951	Beverly Gross	45
1952	Curt Monroe	23
1953	Charlie Williams	42
1954	Charlie Williams	32
1955	Charlie Williams	37
1956	Monroe Mitchell	56
1957	Jim Pruett	42
1958	Wayne Robbins	43
1959	Jim Pruett	27
1960	Jerry Merriman	56
1961	Sammy Ellis	73
1962	F. Montgomery	102
1963	F. Montgomery	88
1964	Frank Chambers	51
1965	Ken Tatum	62
1966	Ken Tatum	84
1967	Brantley Jones	55
1968	Brantley Jones	78
1969	Mike Proffitt	57
1970	Mike Proffitt	55
	Brantley Jones	55
1971	Jerry Thompson	89
1972	Mike Proffitt	73
1973	Steve Griffith	51
1974	Bobby Myrick	61
1975	Don Robinson	59
1976	Don Robinson	78
1977	Don Robinson	77
1978	Buddy Maher	55
1979	Buddy Maher	55
1980	Ken Kurtz	100
1981	Don Mundie	49
1982	Don Mundie	91
1983	Allen Morlock	39
1984	Jeff Brantley	81
1985	Jeff Brantley	115
1986	Jeff Brantley	136
1987	Steve King	71
1988	Mike Martin	80
1989	Rob Norman	71
1990	Tracy Jobs	76
1991	Bobby Reed	98
1992	B.J. Wallace	104
1993	B.J. Wallace	145
1994	Carlton Loewer	101
1995	Gary Rath	141
1996	Eric DuBose	109
1997	Eric DuBose	174
1998	Eric DuBose	145
1999	Matt Ginter	100
2000	Hank Thoms	121
2001	Kevin Donovan	98
2002	Paul Maholm	95
2003	Paul Maholm	77
2004	Paul Maholm	101
2005	Todd Doolittle	62
2006	Alan Johnson	70
2007	Brooks Dunn	71
2008	Justin Pigott	76
2009	Ricky Bowen	64
2010	Nick Routt	87
	Chris Stratton	76

## INN. PITCHED

Year	Player	IP
1949	Phil Brandon	82.2
1950	Joe Sheppard	65.0
1951	Beverly Gross	47.0
1952	Curt Monroe	57.0
1953	Curt Monroe	78.2
1954	Charlie Williams	56.0
1955	Charlie Williams	40.1
1956	Wayne Robbins	47.1
1957	Jim Pruett	52.1
1958	Wayne Robbins	66.2
1959	Not Available	
1960	Jerry Merriman	56.2
1961	Sammy Ellis	57.2
1962	F. Montgomery	92.0
1963	F. Montgomery	66.2
1964	Ken Tatum	50.1
1965	Ken Tatum	73.2
1966	Ken Tatum	95.1
1967	Brantley Jones	55.0
1968	Brantley Jones	76.1
1969	Mike Proffitt	68.2
1970	Brantley Jones	77.0
1971	Jerry Thompson	109.0
1972	Mike Proffitt	70.0
1973	Steve Griffith	61.2
1974	Bobby Myrick	57.2
1975	Don Robinson	67.2
1976	Gary Willoughby	98.0
1977	Jack Lazorko	102.0
1978	Buddy Maher	88.0
1979	Ken Kurtz	116.0
1980	Perry Cliburn	80.2
1981	Don Mundie	145.0
1982	Hans Herzog	83.2
1983	Hans Herzog	118.0
1984	Jeff Brantley	132.2
1985	Jeff Brantley	145.2
1986	Trent Intorcias	96.1
1987	Mike Martin	116.0
1988	Terry Ellis	105.1
1989	Tracy Jobs	110.1
1990	Bobby Reed	140.1
1991	B.J. Wallace	109.2
1992	B.J. Wallace	127.1
1993	Carlton Loewer	99.2
1994	Gary Rath	115.2
1995	Eric DuBose	112.2
1996	Eric DuBose	133.1
1997	Eric DuBose	118.2
1998	Jeremy Jackson	99.2
1999	Hank Thoms	118.1
2000	Kevin Donovan	98.2
2001	Paul Maholm	102.0
2002	Paul Maholm	102.1
2003	Paul Maholm	107.2
2004	Jeff Lacher	88.1
2005	Alan Johnson	91.0
2006	Brooks Dunn	94.0
2007	Justin Pigott	113.2
2008	Ricky Bowen	73.1
2009	Nick Routt	86.2
2010	Chris Stratton	78.1

## SAVES

Year	Player	SV
1975	Six Pitchers	1
1976	Steve Carlson	2
1977	Mike Darby	3
1978	Josh Reagan	5
1979	Bryan Hardwick	7
1980	Bryan Hardwick	5
1981	Sieve D'Ercole	2
1982	Bryan Hardwick	4
1983	Trent Intorcias	4
1984	Will McRaney	3
1985	Bobby Thigpen	7
1986	Mike Martin	5
1987	Pete Young	3
1988	Pete Young	8
1989	Pete Young	8
1990	Chuck Daniel	6
1991	Jay Powell	10
1992	Jon Harden	8
1993	Jay Powell	7
1994	Scott Tanksley	13
1995	Scott Tanksley	7
1996	Van Johnson	5
1997	Van Johnson	13
1998	Van Johnson	10
1999	Adam Larson	3
2000	Adam Larson	12
2001	Brandon Medders	6
2002	Jonathan Papelbon	5
2003	Jonathan Papelbon	7
2004	Saunders Ramsey	4
2005	Brett Cleveland	5
2006	Brett Cleveland	5
2007	Ricky Bowen	5
	Aaron Weatherford	5
2008	Aaron Weatherford	7
2009	Chad Crosswhite	6
2010	Ben Bracewell	5



Phil "Lefty" Brandon


Southeastern Conference leaders shown in BOLD



Brantley Jones



Jack Lazorko



Gary Rath



Ken Tatum



# YEARLY/ALL-TIME COACHING RECORDS

Year	Coach	All Games			Pct.	Conference			
		W	L	T		W	L	T	Pct.
1885	None	3	0	0	1.000				
1886	None	2	0	0	1.000				
1887	None	2	0	0	1.000				
1888	None	5	1	0	.833				
1889	G.C. Creelman	3	0	0	1.000				
1890	G.C. Creelman	4	0	0	1.000				
1891	G.C. Creelman	3	0	0	1.000				
1892	G.C. Creelman	2	0	0	1.000				
1893	G.C. Creelman	2	0	2	.750				
1894	-----no team-----								
1895	G.C. Creelman	1	0	1	.750				
1896	G.C. Creelman	0	2	0	.000				
1897	None	2	1	0	.667				
1898	-----no team-----								
1899	None	1	1	0	.500				
1900	-----no team-----								
1901	-----no team-----								
1902	S.W. Scales	5	1	0	.833				
1903	None	9	3	0	.750				
1904	None	6	5	0	.545	4	5	0	.444
1905	S.A. Jehl	11	5	0	.688	4	2	0	.667
1906	Bert Noblett	9	8	1	.528	3	2	1	.583
1907	F.P. Plass	8	6	0	.571	1	5	0	.167
1908	F.P. Plass	19	13	2	.588	4	7	0	.364
1909	Dolly Stark	22	4	0	.846	*10	2	0	.833
1910	W.D. Chadwick	16	11	0	.593	2	5	0	.286
1911	W.D. Chadwick	16	7	0	.696	*10	6	0	.625
1912	W.D. Chadwick	14	8	1	.630	7	7	0	.500
1913	W.D. Chadwick	16	10	2	.625	8	6	1	.567
1914	W.D. Chadwick	11	9	2	.545	5	6	1	.458
1915	W.D. Chadwick	12	9	2	.565	8	6	2	.563
1916	W.D. Chadwick	11	7	0	.611	6	6	0	.500
1917	W.D. Chadwick	14	3	2	.789	9	1	2	.833
1918	W.D. Chadwick	10	8	0	.556	*4	7	0	.364
1919	S.L. Robinson	11	7	0	.611	6	4	0	.600
1920	C.R. (Dudy) Noble	8	8	0	.500	6	6	0	.500
1921	C.R. (Dudy) Noble	13	8	0	.619	*6	6	0	.500
1922	C.R. (Dudy) Noble	16	6	3	.700	*7	1	1	.833
1923	C.R. (Dudy) Noble	14	9	0	.609	11	7	0	.611
1924	C.R. (Dudy) Noble	17	7	0	.708	*12	3	0	.800
1925	C.R. (Dudy) Noble	19	7	0	.731	9	5	0	.643
1926	C.R. (Dudy) Noble	18	12	0	.600	10	8	0	.556
1927	C.R. (Dudy) Noble	13	8	1	.614	9	7	0	.563
1928	C.R. (Dudy) Noble	12	8	0	.600	7	6	0	.538
1929	C.R. (Dudy) Noble	9	6	3	.583	3	5	0	.375
1930	C.R. (Dudy) Noble	12	12	0	.500	6	7	0	.462
1931	C.R. (Dudy) Noble	12	9	0	.571	8	5	0	.615
1932	C.R. (Dudy) Noble	8	10	0	.444	6	8	0	.429

Year	Coach	All Games			Pct.	Conference			
		W	L	T		W	L	T	Pct.
1933	C.R. (Dudy) Noble	10	5	0	.667	5	3	0	.625
1934	C.R. (Dudy) Noble	11	5	0	.688	8	4	0	.667
1935	C.R. (Dudy) Noble	8	3	0	.727	8	3	0	.727
1936	C.R. (Dudy) Noble	8	5	1	.607	6	4	0	.600
1937	C.R. (Dudy) Noble	12	3	0	.800	8	3	0	.727
1938	C.R. (Dudy) Noble	5	7	0	.417	3	7	0	.300
1939	C.R. (Dudy) Noble	7	10	0	.412	3	10	0	.231
1940	C.R. (Dudy) Noble	5	9	0	.357	4	7	0	.364
1941	C.R. (Dudy) Noble	8	9	0	.471	7	8	0	.467
1942	C.R. (Dudy) Noble	8	6	1	.567	6	7	0	.462
1943	C.R. (Dudy) Noble	3	9	0	.250	3	9	0	.250
1944	-----no team-----								
1945	-----no team-----								
1946	C.R. (Dudy) Noble	3	12	0	.200	2	9	0	.182
1947	C.R. (Dudy) Noble	8	8	0	.500	7	8	0	.467
1948	R.P. Patty	17	8	0	.680	*12	5	0	.706
1949	R.P. Patty	#19	6	0	.760	*13	3	0	.813
1950	R.P. Patty	13	6	0	.684	9	5	0	.643
1951	R.P. Patty	11	9	0	.550	6	9	0	.400
1952	R.P. Patty	12	11	0	.522	6	9	0	.400
1953	R.P. Patty	#15	7	0	.682	12	3	0	.800
1954	R.P. Patty	9	7	0	.563	7	7	0	.500
1955	R.P. Patty	9	10	0	.474	7	9	0	.438
1956	R.P. Patty	11	9	0	.550	6	9	0	.400
1957	Paul E. Gregory	13	5	0	.722	10	5	0	.667
1958	Paul E. Gregory	14	10	0	.583	8	6	0	.571
1959	Paul E. Gregory	12	13	0	.480	5	10	0	.333
1960	Paul E. Gregory	16	11	0	.593	8	8	0	.500
1961	Paul E. Gregory	12	7	0	.632	7	6	0	.538
1962	Paul E. Gregory	21	5	1	.796	14	1	1	.906
1963	Paul E. Gregory	17	11	0	.607	9	7	0	.563
1964	Paul E. Gregory	17	12	0	.586	7	7	0	.500
1965	Paul E. Gregory	#16	10	0	.615	*11	4	0	.733
1966	Paul E. Gregory	#20	11	0	.645	*11	4	0	.733
1967	Paul E. Gregory	17	14	0	.548	9	9	0	.500
1968	Paul E. Gregory	16	17	0	.485	7	10	0	.412
1969	Paul E. Gregory	20	10	0	.667	11	7	0	.611
1970	Paul E. Gregory	#32	8	0	.800	*11	4	0	.733
1971	Paul E. Gregory	\$#32	12	0	.727	*13	5	0	.722
1972	Paul E. Gregory	24	16	0	.600	7	11	0	.389
1973	Paul E. Gregory	16	14	1	.532	5	9	0	.357
1974	Paul E. Gregory	13	14	0	.481	8	9	0	.471
1975	Jimmy Bragan	16	24	0	.400	6	16	0	.273
1976	Ron Polk	28	17	0	.622	11	12	0	.478
1977	Ron Polk	33	15	0	.688	11	9	0	.550
1978	Ron Polk	#38	18	0	.679	13	8	0	.619
1979	Ron Polk	\$#48	12	0	.800	+*17	2	0	.895
1980	Ron Polk	31	19	0	.620	10	11	0	.476
1981	Ron Polk	\$#46	17	0	.730	17	6	0	.739
1982	Ron Polk	28	23	0	.549	11	13	0	.458
1983	Ron Polk	#42	15	0	.737	17	5	0	.773
1984	Ron Polk	#45	16	0	.738	18	5	0	.783
1985	Ron Polk	\$#50	15	0	.769	+*16	8	0	.667
1986	Ron Polk	34	21	0	.618	12	15	0	.444
1987	Ron Polk	#39	22	0	.639	+*13	13	0	.500
1988	Ron Polk	#44	20	0	.688	17	10	0	.630
1989	Ron Polk	#54	14	0	.794	*20	5	0	.800
1990	Ron Polk	\$#50	21	0	.704	+*17	9	0	.654
1991	Ron Polk	#42	21	0	.667	12	9	0	.571
1992	Ron Polk	#40	22	0	.645	15	9	0	.625
1993	Ron Polk	#41	21	0	.661	17	12	0	.586
1994	Ron Polk	36	23	0	.610	15	12	0	.556
1995	Ron Polk	34	25	0	.576	11	16	0	.407
1996	Ron Polk	#38	24	0	.613	17	13	0	.567
1997	Ron Polk	\$#47	21	0	.691	19	11	0	.633
1998	Pat McMahon	\$#42	23	0	.646	14	15	0	.483
1999	Pat McMahon	#42	21	0	.666	15	14	0	.517
2000	Pat McMahon	#41	20	0	.672	17	10	0	.630
2001	Pat McMahon	#39	24	0	.619	+*17	13	0	.567
2002	Ron Polk	34	24	1	.585	14	15	0	.483
2003	Ron Polk	#42	20	1	.645	17	12	0	.586
2004	Ron Polk	#35	24	0	.593	13	17	0	.433
2005	Ron Polk	#42	22	0	.656	+*13	16	0	.448
2006	Ron Polk	37	23	0	.617	12	17	0	.414
2007	Ron Polk	\$#38	22	0	.633	15	13	0	.536
2008	Ron Polk	23	33	0	.411	9	21	0	.300
2009	John Cohen	25	29	0	.463	9	20	0	.310
2010	John Cohen	23	33	0	.411	6	24	0	.200

## ALL-TIME MSU COACHING RECORDS


Coach	Tenure	Years	Overall		Conference	
			W-L-T	Pct.	W-L	Pct.
—	1885-88	4	12-1	.923	—	—
G.C. Creelman	1889-96	7	15-2-3	.825	—	—
—	1897,1899	2	3-2	.600	—	—
S.W. Scales	1902	1	5-1	.833	—	—
—	1903-04	2	15-8	.652	—	—
S.A. Jehl	1905	1	11-5	.688	4-2	.667
Bert Noblett	1906	1	9-8-1	.528	3-2-1	.583
F.P. Plass	1907-08	2	27-19-2	.583	5-12	.294
Dolly Stark	1909	1	22-4	.846	10-2	.833
W.D. Chadwick	1910-18	9	120-72-9	.619	59-50	.541
S.L. Robinson	1919	1	11-7	.611	6-4	.600
C.R. "Dudy" Noble	1920-47	26	267-201-9	.569	70-82	.461
R.P. "Doc" Patty	1948-56	9	116-73	.614	78-59	.569
Paul E. Gregory	1957-74	18	328-200-2	.621	161-122-1	.569
Jimmy Bragan	1975	1	16-24	.400	6-16	.273
Ron Polk	1976-97	22	888-422	.678	326-213	.605
Pat McMahon	1998-2001	4	164-88	.651	63-52	.548
Ron Polk	2002-08	7	251-168-2	.601	93-111	.456
John Cohen	2009-10	2	48-62	.436	15-44	.254
16 Coaches		*120	2328-1366-28	.629	*797-654-1	.549

\* — includes eight seasons with no head coach (1885-88, 1897, 1899, 1903-04)  
 MSU was a member of the Southern Intercollegiate Athletic Association (1904-1922) and the Southern Conference (1922-1932) prior to becoming a charter member of the Southeastern Conference in 1933.

\* — Southeastern Conference Champion # — NCAA Regional Tournament  
 \$ — NCAA College World Series + — SEC Tournament Champion

NOTE: SEC baseball competition began in 1933; the first SEC baseball tournament was held in 1977

# HONORS & HISTORY



*Former Mississippi State All-American Will Clark (far right), winner of the 1985 Golden Spikes Award, led the national fan balloting in 2010 for the College World Series Legends Team, honoring the sport's all-time greats that competed in the NCAA College World Series during its just-concluded 60-year run at Johnny Rosenblatt Stadium in Omaha, Neb.*

## NATIONAL/REGIONAL HONORS

## ALL-AMERICANS

- 1949 OF-Lee Watts (*ABCA, 2nd team*)  
 1962 P-Frank Montgomery (*ABCA*)  
 1966 OF-Del Unser (*Sporting News*)  
 1971 3B-Phil Still (*ABCA*)  
 1977 OF-Nat Showalter (*ABCA, Sporting News*)  
 1979 OF-Mike Kelley (*ABCA*)  
 P-Ken Kurtz (*ABCA*)  
 1981 OF-Mark Gillaspie (*ABCA, Baseball America*)  
 1B-Bruce Castoria (*ABCA*)  
 1983 DH-Rafael Palmeiro (*ABCA*)  
 OF-Brad Winkler (*ABCA*)  
 1984 1B-Will Clark (*ABCA*)  
 OF-Rafael Palmeiro (*consensus*)  
 1985 P-Jeff Brantley (*Sporting News*)  
 1B-Will Clark (*consensus*)  
 OF-Rafael Palmeiro (*Sporting News*)  
 1988 UT-Pete Young (*ABCA, 2nd team*)  
 1989 1B-Tommy Raffo (*Baseball America, 2nd team*)  
 UT-Pete Young (*ABCA*)  
 1990 1B-Tommy Raffo (*ABCA, 2nd team*)  
 1992 P-B.J. Wallace (*Baseball America, 2nd team*;  
*Collegiate Baseball, 3rd team; ABCA, 3rd team*)  
 P-Jon Harden (*ABCA, 2nd team*)  
 1993 P-Carlton Loewer (*ABCA, 3rd team*)  
 SS-Paul Petrusis (*NCBWA, 3rd team*)  
 OF-Ricky Joe Redd (*NCBWA, 3rd team*)  
 1994 P-Gary Rath (*Baseball America, ABCA*;  
*NCBWA: Collegiate Baseball, 2nd team*)  
 1996 P-Eric DuBose (*ABCA, Baseball America*;  
*2nd team; Mizuno, 3rd team*)  
 DH-Rob Hauswald (*ABCA, 2nd team*)  
 1997 P-Eric DuBose (*NCBWA, 3rd team*)  
 P-Van Johnson (*NCBWA, 2nd team; ABCA, 2nd team*)  
 1998 2B-Brad Freeman (*NCBWA, 2nd team*)  
 OF-Brian Wiese (*NCBWA*)  
 2002 P-Paul Maholm (*NCBWA, 3rd team*)  
 2003 P-Paul Maholm (*Collegiate Baseball, 3rd team*;  
*NCBWA, 3rd team*)  
 2004 OF-Brad Corley (*Baseball America: USA Today*;  
*Sports Weekly, 2nd team; Collegiate Baseball*;  
*3rd team; ABCA, 3rd team*)  
 2006 SS-Thomas Berkery (*Collegiate Baseball, 2nd team*)  
 2007 C-Edward Easley (*ABCA; NCBWA, 2nd team*;  
*Collegiate Baseball, 2nd team; Rivals.com, 2nd team*);  
 SS-Brandon Turner (*NCBWA, 2nd team*)

FRESHMAN  
ALL-AMERICANS

- 1983 OF-Rafael Palmeiro (*Collegiate Baseball*)  
 1986 SS-Brad Hildreth (*Baseball America*)  
 1987 3B-Pete Young (*Baseball America*)  
 1988 P-Bobby Reed (*Baseball America*)  
 1989 P-Chris George (*Baseball America*)  
 1991 2B-Paul Petrusis (*Baseball America*)  
 P-Jay Powell (*Baseball America*)  
 1993 OF-David Hayman (*Mizuno*)  
 P-Scott Tanksley (*Mizuno*)  
 1995 P-Eric DuBose (*Baseball America, Mizuno*)  
 DH-Rob Hauswald (*Mizuno, hon. mention*)  
 P-Scott Polk (*Mizuno, hon. mention*)  
 3B-Richard Lee (*Mizuno, hon. mention*)  
 1997 2B-Travis Chapman (*Mizuno, 3rd team*)  
 1998 P-Mark Freed (*Louisville Slugger, hon. mention*)  
 DH- Jon Knott (*Louisville Slugger*)  
 2000 SS-Matthew Maniscalco (*Louisville Slugger*)  
 P-Chris Young (*Louisville Slugger, hon. mention*)  
 2001 1B-Matthew Brinson (*Louisville Slugger, hon. mention*)  
 DH-Brent Lewis (*Louisville Slugger, hon. mention*)  
 P-Paul Maholm (*Louisville Slugger*)  
 3B-Steve Gendron (*Louisville Slugger, hon. mention*)  
 2002 OF-Jon Mungie (*Louisville Slugger, hon. mention*)  
 2003 P-Jamie Gant (*Louisville Slugger, hon. mention*)  
 2005 P-Josh Johnson (*Louisville Slugger*)  
 2B-Jeffrey Rea (*Louisville Slugger*)  
 2006 P-Matt Lea (*Louisville Slugger*)  
 2007 SS-Brandon Turner (*Louisville Slugger*;  
*Rivals.com, Baseball America*)  
 P-Ricky Bowen (*Louisville Slugger*)

## MSU IN THE OLYMPICS

- ◆ 1B — Will Clark (*Los Angeles, 1984*)
- ◆ Asst. Coach — Ron Polk (*Seoul, 1988*)
- ◆ P — B.J. Wallace (*Barcelona, 1992*)
- ◆ Asst. Coach — Ron Polk (*Atlanta, 1996*)
- ◆ P — Eric DuBose (*Atlanta, 1996*)

## FERRISS TROPHY

- ◆ 2006 — SS-Thomas Berkery
- ◆ 2007 — C-Edward Easley

ABCA  
ALL-REGION

- 1949 2B-Pete Grammas  
 1950 P-Joe Sheppard  
 1971 3B-Phil Still  
 1972 P-Mike Proffitt  
 1977 C-Russ Aldrich (*3rd team*)  
 1B-Jim Kallaher (*2nd team*)  
 OF-Mike Kelley (*2nd team*)  
 P-Jack Lazorko (*2nd team*)  
 OF-Nat Showalter  
 1978 C-Russ Aldrich (*2nd team*)  
 LF-Del Bender  
 P-Jack Lazorko (*2nd team*)  
 1979 DH-Rick Dixon (*3rd team*)  
 CF-Mike Kelley  
 OF-Bob Kocol (*2nd team*)  
 P-Ken Kurtz  
 C-John McDonald  
 OF-Mark Gillaspie  
 1980 OF-Mark Gillaspie  
 1981 1B-Bruce Castoria  
 OF-Mark Gillaspie  
 1982 1B-Bruce Castoria  
 OF-Dave Klipstein  
 1983 DH-Rafael Palmeiro  
 SS-Bob Parker  
 OF-Brad Winkler  
 1984 P-Jeff Brantley  
 1B-Will Clark  
 OF-Rafael Palmeiro  
 2B-Gator Thiesen (*2nd team*)  
 1985 P-Jeff Brantley  
 1B-Will Clark  
 OF-Rafael Palmeiro (*2nd team*)  
 1986 OF-Dan Paradoa (*2nd team*)  
 1987 SS-Brad Hildreth (*2nd team*)  
 1988 DH-Richie Grayum  
 OF-Jody Hurst (*2nd team*)  
 3B-Pete Young  
 OF-Jody Hurst  
 1989 OF-Jody Hurst  
 2B-Burke Masters  
 1B-Tommy Raffo (*2nd team*)  
 3B-Pete Young  
 1990 SS-Jon Shave, SS (*2nd team*)  
 1B-Tommy Raffo  
 P-Bobby Reed (*2nd team*)  
 1991 P-Jay Powell (*2nd team*)  
 1992 P-Jon Harden  
 P-B.J. Wallace  
 1993 OF-Rex Buckner (*2nd team*)  
 P-Carlton Loewer  
 SS-Paul Petrusis (*2nd team*)  
 P-Jay Powell (*2nd team*)  
 OF-Ricky Joe Redd (*2nd team*)  
 1994 P-Gary Rath  
 P-Scott Tanksley (*2nd team*)  
 3B-Drew Williams (*2nd team*)  
 1995 OF-David Hayman (*2nd team*)  
 1996 P-Eric DuBose  
 DH-Rob Hauswald  
 1997 P-Van Johnson  
 1999 OF-Brian Wiese  
 2003 P-Paul Maholm  
 2004 OF-Brad Corley  
 2006 2B-Jeffrey Rea (*2nd team*)  
 2007 C-Edward Easley

1985  
GOLDEN SPIKES  
AWARD:  
1B-Will Clark

# ALL-SOUTHEASTERN CONFERENCE HONORS

- 1948 P-Phil Brandon  
OF-John Grace  
SS-Alex Grammas
- 1949 2B-Jimmy Bragan  
P-Phil Brandon  
C-Moss Cowart  
SS-Alex Grammas  
OF-Lee Watts
- 1950 P-Joe Sheppard
- 1951 SS-Dan Murphy
- 1952 SS-Dan Murphy
- 1953 2B-Frank Bragan  
RF-Lewis Gilardoni  
P-Curt Monroe  
SS-Jackie Parker (2nd)
- 1954 C-Braxton Nail  
LF-Jackie Parker
- 1955 1B-Frank McNally  
C-Braxton Nail
- 1957 2B-Don Gardiner
- 1958 1B-Jim Boring  
3B-Doug Litton  
OF-Charlie Turner
- 1960 UT-Gary Dempsey
- 1962 OF-Bill Etheridge  
3B-Hal Green  
P-Frank Montgomery  
C-Art Nester
- 1963 OF-Bill Etheridge
- 1964 OF-Mike Burns  
P-Ken Tatum  
OF-Del Unser
- 1966 3B-Don Bell  
P-Ken Tatum  
OF-Del Unser
- 1967 1B-Gary Washington
- 1968 C-Sam Fletcher  
OF-Jim Howarth
- 1969 OF-Manuel Washington
- 1970 P-Brantley Jones  
UT-Dave Phares  
1B-Jocko Potts  
C-Fred Yilling
- 1971 SS-Bobby Crowell  
OF-Ted Milton  
P-Mike Proffitt  
3B-Phil Still  
P-Jerry Thompson
- 1973 2B-Dale Holland
- 1974 C-Rick Davidson  
UT-Wayne Pinkerton
- 1977 C-Russ Aldrich  
1B-Jim Kallaher  
OF-Mike Kelley  
P-Jack Lazorko  
OF-Nat Showalter
- 1978 C-Russ Aldrich  
OF-Del Bender  
P-Jack Lazorko
- 1979 OF-Mike Kelley  
OF-Bob Kocol  
P-Ken Kurtz  
C-John McDonald
- 1980 OF-Mark Gillaspie
- 1981 1B-Bruce Castoria  
OF-Mark Gillaspie  
P-Steve Susce
- 1982 DH-Bruce Castoria  
OF-Dave Klipstein
- 1983 P-Hans Herzog  
DH-Rafael Palmeiro  
OF-Brad Winkler

- 1984 P-Jeff Brantley  
1B-Will Clark  
OF-Rafael Palmeiro  
2B-Gator Thiesen
- 1985 P-Jeff Brantley  
1B-Will Clark  
P-Gene Morgan
- 1986 OF-Dan Paradoa
- 1988 DH-Richie Grayum (2nd)  
OF-Jody Hurst  
1B-Tommy Raffo (2nd)  
P-Bobby Reed (2nd)  
3B-Pete Young
- 1989 OF-Jody Hurst  
2B-Burke Masters  
1B-Tommy Raffo  
C-Barry Winford (2nd)  
3B-Pete Young (2nd)
- 1990 OF-John Cohen  
1B-Tommy Raffo  
P-Bobby Reed (2nd)
- 1991 2B-Charlie Anderson (2nd)  
P-Jay Powell (2nd)
- 1992 OF-Rex Buckner (2nd)  
P-Jon Harden  
SS-Paul Petruilis (2nd)  
P-B.J. Wallace
- 1993 OF-Rex Buckner (2nd)  
P-Carlton Loewer (2nd)  
SS-Paul Petruilis (2nd)  
OF-Ricky Joe Redd (2nd)
- 1994 P-Gary Rath
- 1995 OF-David Hayman (2nd)
- 1996 P-Eric DuBose  
C-Blake Anderson (2nd)  
DH-Rob Hauswald (2nd)
- 1997 OF-Brooks Bryan (2nd)  
P-Eric DuBose (2nd)  
P-Van Johnson (2nd)  
3B-Adam Piatt (2nd)
- 1998 1B-Richard Lee (2nd)  
P-Jeremy Jackson (2nd)  
OF-Brian Wiese (2nd)
- 1999 OF-Brian Wiese  
1B-Cliff Wren  
DH-Ty Martin (2nd)
- 2000 3B-Travis Chapman  
OF-Shane Kelly (2nd)
- 2001 P-Tanner Brock
- 2002 P-Paul Maholm (2nd)
- 2003 3B-Steve Gendron (2nd)  
P-Paul Maholm  
SS-Matt. Maniscalco (2nd)
- 2004 OF-Brad Corley  
C-Craig Tatum (2nd)
- 2006 SS-Thomas Berkery  
2B-Jeffrey Rea
- 2007 C-Edward Easley  
2B-Jeffrey Rea (2nd)

## SEC All-Freshman

- 2007 INF-Connor Powers
- 2009 P-Nick Rouitt
- 2010 P-Chris Stratton

## ALL- WESTERN DIVISION

- 1961 UT-Larry Brannon  
UT-Frank Dempsey  
2B-Don Pope
- 1962 OF-Johnny Cantrell  
OF-Bill Etheridge  
3B-Hal Green  
P-Frank Montgomery  
C-Art Nester  
1B-Ronnie Norton
- 1963 1B-Bill Etheridge  
P-Doug Hutton  
UT-Wayne Meadows  
UT-Charles Smith
- 1964 UT-Wayne Meadows
- 1965 UT-Don Bell  
OF-Mike Burns  
P-Frank Chambers  
P-Ken Tatum  
OF-Del Unser  
3B-Don Bell  
C-Frank Portera  
P-Ken Tatum  
OF-Del Unser  
UT-Gary Washington
- 1967 UT-Ken Beesley  
P-Dennis Hall  
OF-Jim Howarth  
1B-Gary Washington
- 1968 C-Sam Fletcher  
OF-Jim Howarth  
P-Brantley Jones  
UT-Bobby Crowell  
C-Sammy Fletcher  
P-Brantley Jones  
OF-Ted Milton  
OF-Manuel Washington
- 1969 UT-Bobby Crowell  
C-Sammy Fletcher  
P-Brantley Jones  
OF-Ted Milton  
OF-Manuel Washington
- 1970 UT-Bobby Crowell  
P-Dennis Hall  
P-Brantley Jones  
OF-Dave Phares  
1B-Jocko Potts  
C-Fred Yilling  
SS-Bobby Crowell  
C-Bruce Irvin  
OF-Ted Milton  
P-Mike Proffitt  
3B-Phil Still  
P-Jerry Thompson
- 1972 P-Mike Proffitt  
OF-Rick Spica  
1B-Rick Counts  
2B-Dale Holland
- 1974 C-Rick Davidson  
SS-Wayne Pinkerton  
P-Lamar Pritchard
- 1975 OF-Larry Buckley  
DH-Steve Hill
- 1976 OF-Fred Dunlap  
UT-Bill Montgomery
- 1977 C-Russ Aldrich  
1B-Jim Kallaher  
OF-Mike Kelley  
OF-Nat Showalter
- 1978 C-Russ Aldrich  
OF-Del Bender  
P-Jack Lazorko  
UT-John McDonald  
P-Don Robinson  
DH-Tim Weisheim
- 1979 DH-Rick Dixon  
OF-Mike Kelley  
OF-Bob Kocol  
P-Ken Kurtz  
C-John McDonald  
P-Don Mundie
- 1980 OF-Mark Gillaspie  
UT-Dave Klipstein  
C-John McDonald
- 1981 1B-Bruce Castoria  
OF-Mark Gillaspie  
OF-Dave Klipstein  
C-Terry Loe  
P-Don Mundie  
P-Steve Susce
- 1982 C-Bruce Castoria  
UT-Dave Clements  
P-Hans Herzog  
OF-Dave Klipstein  
C-Jay Porter
- 1983 P-Hans Herzog  
DH-Rafael Palmeiro  
SS-Bob Parker  
2B-Pete White  
OF-Brad Winkler
- 1984 P-Jeff Brantley  
1B-Will Clark  
OF-Rafael Palmeiro  
2B-Gator Thiesen
- 1985 P-Jeff Brantley  
1B-Will Clark  
P-Gene Morgan  
OF-Dan Van Cleve

All-division teams were selected from 1961 until 1985 when SEC divisional play was discontinued.

## SEC WEEKLY AWARDS

### PLAYER OF THE WEEK

- 1985 Will Clark (Mar. 19)  
Will Clark (Mar. 26)
- 1986 Dan Paradoa (May 5)
- 1988 Tommy Raffo (May 2)
- 1989 Tommy Raffo (May 26)  
Tommy Raffo (Apr. 10)  
Tracy Echols (May 1)
- 1990 Tommy Raffo (Apr. 24)
- 1991 Steve Hegan (Apr. 8)
- 1992 Rex Buckner (Apr. 7)  
Rex Buckner (Apr. 14)
- 1994 Drew Williams (Apr. 4)  
Drew Williams (May 9)
- 1997 Adam Piatt (Apr. 7)
- 1998 Brian Wiese (Apr. 27)
- 1999 Travis Chapman (Apr. 12)
- 2002 Matthew Brinson (Apr. 1)
- 2004 Brad Corley (Apr. 12)  
Brad Corley (May 17)
- 2007 Edward Easley (Mar. 19)
- 2010 Connor Powers (Mar. 9)
- 2010 Connor Powers (Apr. 19)

### PITCHER OF THE WEEK

- 1985 Jeff Brantley (Mar. 12)  
Jeff Brantley (Apr. 30)
- 1987 Mike Martin (Apr. 7)  
Nelson Arriete (May 11)
- 1988 Mike Martin (Mar. 29)
- 1990 Chris George (Apr. 2)
- 1992 B.J. Wallace (Mar. 24)
- 1993 Carlton Loewer (Mar. 29)
- 1994 Gary Rath (Apr. 25)
- 1995 Kyle Kennedy (May 8)
- 1996 David Hooten (Apr. 15)
- 1997 Van Johnson (Mar. 24)
- 1998 Matt Ginter (May 4)  
Jeremy Jackson (Apr. 20)
- 1999 Matt Ginter (Mar. 22)  
Brian Compton (May 10)  
Tanner Brock (Mar. 26)
- 2002 Chris Young (May 20)
- 2003 Alan Johnson (Mar. 3)  
Alan Johnson (Mar. 31)  
Alan Johnson (May 5)
- 2005 Todd Doolittle (Mar. 28)
- 2006 Justin Pigott (May 8)
- 2007 Justin Pigott (Apr. 9)
- 2008 Ricky Bowen (Mar. 17)


### FRESHMAN OF THE WEEK

- 2007 Brandon Turner (Apr. 2)  
Brandon Turner (Apr. 23)
- 2010 Chris Stratton (May 22)

# ACADEMIC HONORS & AWARDS


## ACADEMIC ALL-AMERICAN

- 1971 OF-Ted Milton (CoSIDA, 2nd team)
- 1979 OF-Bob Kocol (CoSIDA)
- 1984 OF-Dan Van Cleve (CoSIDA)
- 1989 OF-Jody Hurst (GTE-CoSIDA, 3rd team)
- 1989 2B-Burke Masters (GTE-CoSIDA)
- 1989 1B-Tommy Raffo (GTE-CoSIDA)
- 1990 3B-Burke Masters (GTE-CoSIDA)
- 1990 1B-Tommy Raffo (GTE-CoSIDA)
- 1991 3B-Chuck Daniel (GTE-CoSIDA, 2nd team)
- 1991 OF-Joey Hamilton (GTE-CoSIDA, 2nd team)
- 1992 3B/P-Chuck Daniel (GTE-CoSIDA, 3rd team)
- 1994 P-Gary Rath (GTE-CoSIDA, 2nd team)
- 1997 P-Jeremy Jackson (GTE-CoSIDA)
- 1997 3B-Adam Piatt (GTE-CoSIDA, 3rd team)
- 1997 1B-Richard Lee (GTE-CoSIDA, 3rd team)
- 1998 P-Jeremy Jackson (GTE-CoSIDA)
- 1998 P-Van Johnson (GTE-CoSIDA, 2nd team)
- 1998 1B-Richard Lee (GTE-CoSIDA, 3rd team)
- 2000 DH-Ty Martin (GTE-CoSIDA, 3rd team)
- 2010 P-Greg Houston (ESPN, 3rd team)
- 2010 INF-Russ Sneed (ESPN, 3rd team)



Burke Masters, 1990

## H. BOYD MCWHORTER SEC SCHOLAR-ATHLETES OF THE YEAR



Jeremy Jackson, 1998

## SEC BASEBALL ACADEMIC HONOR ROLL

- |                         |                      |                        |                     |                        |
|-------------------------|----------------------|------------------------|---------------------|------------------------|
| 1971 OF-Ted Milton      | P-Jon Harden         | P-Steven Dowe          | C-Wyn Diggs         | C-Scott DeLoach        |
| 1973 1B-Rick Counts     | P-Tom Howe           | P-Brooks Dunn          | P-Brooks Dunn       | OF-Nick Hardy          |
| SS-Wayne Pinkerton      | 1B-Rob Norman        | C-Edward Easley        | C-Edward Easley     | OF-Grant Hogue         |
| 1976 UT-Fred Dunlap     | P-Tom Quinn          | OF-Nick Hardy          | OF-Nick Hardy       | P-Drew Hollinghead     |
| 1977 C-Scott Galloway   | 3B/P-Chuck Daniel    | 1B-Jon Knott           | OF-Joseph Hunter    | P-Greg Houston         |
| OF-Ken Lee              | 1992 P-Jon Harden    | DH-Ty Martin           | 1B-Brad Jones       | C-Brooks Lewis         |
| 1979 OF-Bob Kocol       | P-Tom Howe           | C-Ryan McGrath         | SS-Bunky Kateon     | P-Forrest Moore        |
| OF-Larry Pavlou         | P-Tom Quinn          | 1B-Matthew Brinson     | P-Joey Collums      | OF-Jason Nappi         |
| 1980 P-John Shrewsberry | OF-Steve Hegan       | P-Joey Collums         | P-Jared Koon        | P-Paxton Pace          |
| 1981 C-Terry Loe        | 1993 P-Tripp Hill    | OF-Cager Garner        | P-John Lalor        | 1B-Connor Powers       |
| SS-Billy Martz          | P-Jay Powell         | INF-J.T. Hardcastle    | C-Brooks Lewis      | 3B-Russ Sneed          |
| P-Don Mundie            | P-Steve Hegan        | OF-Brad Hutto          | C-Joseph McCaskill  | P-Jared Wesson         |
| 1982 UT-Dan Van Cleve   | 1994 P-Jerry Dupuy   | OF-Jon Knott           | 1B-Alex McIntosh    | P-Tyler Whitney        |
| 1983 1B-Dan Van Cleve   | P-Bryan Triche       | SS-Matt. Maniscalco    | P/O/Mitch Moreland  | OF-Luke Adkins         |
| OF-Brad Winkler         | 1B-Drew Williams     | P-Josh Wooten          | 2B/3B-Mark Muzzi    | 1910 OF-Brent Brownlee |
| 1984 P-Steve King       | 1994 P-Jerry Dupuy   | 1B-Matthew Brinson     | P-Justin Pigott     | INF-Justin Bussey      |
| OF-Bobby Locke          | C-Steve Jaszczak     | P-Joey Collums         | 2B-Jeffrey Rea      | INF-Jet Butler         |
| P-Mike McCann           | C-Eddie Lyons        | P-Steven Dowe          | OF-Matt Richardson  | P-Corey Collins        |
| OF-Dan Van Cleve        | INF-David Perkins    | OF-Cager Garner        | 3B-Michael Rutledge | C-Cody Freeman         |
| 1985 SS-Frank Davis     | P-Gary Rath          | INF-J.T. Hardcastle    | P-Andy Wilson       | P-Greg Houston         |
| OF-Sammy Duda           | C-Jason Robinson     | OF-Brad Hutto          | 1910 P-Ricky Bowen  | OF/P-Trey Johnson      |
| P-Steve King            | 1B-Larry Tomkins     | OF-Phillip Willingham  | P-Jesse Carver      | 1B-Connor Powers       |
| P-Will McRaney          | 3B-Drew Williams     | P-Josh Wooten          | C-Edward Easley     | P-Nick Routt           |
| 3B-John Scott           | 2B-Doug Newman       | 2003 2B-Josh Abraham   | OF-Nick Hardy       | OF-Jaron Shepherd      |
| 2B-Gator Thiesen        | P-Scott Tanksley     | P-Joey Collums         | OF-Cade Hoggard     | 3B-Russ Sneed          |
| OF-Dan Van Cleve        | OF-Rusty Thoms       | P-Steven Dowe          | P-Drew Hollinghead  | C-Wesley Thigpen       |
| 1986 P-Mitch Edwards    | OF-Scott Tribolet    | OF-Cager Garner        | P-Jared Koon        | P-Tyler Whitney        |
| P-Steve King            | 1996 1B-Brian Clark  | 3B-Brent Lewis         | P-John Lalor        |                        |
| OF-Mike McCraney        | C-Dustin Dabbs       | OF-Casey Long          | P-Matt Lea          |                        |
| C-Roark McDonald        | INF-Brad Freeman     | SS-Matt. Maniscalco    | C-Brooks Lewis      |                        |
| P-Will McRaney          | P-Jeremy Jackson     | P-Todd Nicholas        | 1B-Mitch Moreland   |                        |
| P-Mike Martin           | OF-Ben Jenkins       | C-Lee Parks            | P-Saunders Ramsey   |                        |
| 2B-Trent Weaver         | P-Van Johnson        | P-Saunders Ramsey      | P-Justin Pigott     |                        |
| 1987 C-Randy Abrams     | INF-Richard Lee      | 2B-Josh Thoms          | 2B-Jeffrey Rea      |                        |
| P-Nelson Arriete        | INF-Adam Piatt       | C-J.B. Tucker          | OF-Andy Rice        |                        |
| OF-Jody Hurst           | P-Scott Polk         | P-Chris Young          | OF-Matt Richardson  |                        |
| OF-Mike McCraney        | OF-Rusty Thoms       | 2004 P-Jon Crosby      | 3B-Michael Rutledge |                        |
| P-David McMahon         | 1997 OF-Brooks Bryan | P-Brooks Dunn          | 3B-Russ Sneed       |                        |
| P-Mike Martin           | OF-Scott Clark       | OF-Ryan Fesmire        | SS-Michael Rutledge |                        |
| 2B-Burke Masters        | P-Jeremy Jackson     | P-Eric Ebers           | P-Andy Wilson       |                        |
| 2B-Trent Weaver         | P-Van Johnson        | 3B-Ben Grisham         | 1910 P-Ricky Bowen  |                        |
| OF-Jody Hurst           | 1B-Richard Lee       | 2B-Casey Hamilton      | 2B-Jef Butler       |                        |
| P-Tracy Jobes           | 3B-Adam Piatt        | 1B-Ryan Harbuck        | P-Jesse Carver      |                        |
| P-Mike Martin           | P-Scott Polk         | 1B-Brad Jones          | 2B-Will Coggin      |                        |
| 2B-Burke Masters        | 2B-Brad Shumaker     | OF-Tyler Jones         | C-Scott DeLoach     |                        |
| P-David McMahon         | OF-Sparky Sparkman   | P-Saunders Ramsey      | OF-Nick Hardy       |                        |
| 1B-Tommy Raffo          | OF-Rusty Thoms       | 3B-Tyler Scarbrough    | OF-Cade Hoggard     |                        |
| P-Bobby Reed            | OF-Brian Wiese       | SS-Daniel Tackett      | OF-Grant Hogue      |                        |
| 1989 2B/SS-Darin Asbill | 1998 OF-Brooks Bryan | C-Craig Tatum          | P-Drew Hollinghead  |                        |
| P-Chuck Daniel          | OF-Scott Clark       | 2B-Josh Thoms          | P-Greg Houston      |                        |
| P-Chuck Holly           | P-Mark Freed         | 2005 P-Jeremiah Boling | P-Jared Koon        |                        |
| OF-Jody Hurst           | P-Jeremy Jackson     | OF-Jeff Butts          | P-John Lalor        |                        |
| P-Russ Mahan            | P-Van Johnson        | C-Wyn Diggs            | P-John Lalor        |                        |
| 2B-Burke Masters        | INF-Richard Lee      | P-Brooks Dunn          | C-Brooks Lewis      |                        |
| P-Rob Norman            | C-Brett Muhlhan      | P-Eric Ebers           | 1B-Tyler Moore      |                        |
| 1B-Tommy Raffo          | OF-S. Sparkman       | P-Brooks Dunn          | OF-Jason Nappi      |                        |
| C-Barry Winford         | OF-Rusty Thoms       | P-Eric Ebers           | OF-Jason Nappi      |                        |
| OF-Ron Winford          | OF-Brian Wiese       | 3B-Ben Grisham         | P-Justin Pigott     |                        |
| 1B-Ernie Wright         | 1999 INF-Jim Abraham | P-Josh Johnson         | 3B-Connor Powers    |                        |
| 1990 P-Chuck Daniel     | P-Tanner Brock       | 1B-Brad Jones          | SS-Ryan Powers      |                        |
| OF-Joey Hamilton        | OF-Scott Clark       | SS-Bunky Kateon        | 3B-Russ Sneed       |                        |
| P-Jon Harden            | P-Justin Estel       | 1B-Alex McIntosh       | P-Lee Swindle       |                        |
| 3B-Burke Masters        | P-Mark Freed         | P-Justin Pigott        | P-Aaron Weatherford |                        |
| P/1B-Rob Norman         | 1B-Jon Knott         | P-Saunders Ramsey      | P-Tyler Whitney     |                        |
| 1B-Tommy Raffo          | OF-Brian Wiese       | 2B-Jeffrey Rea         | P-Andy Wilson       |                        |
| 1991 3B/P-Chuck Daniel  | OF-Brian Wiese       | OF-Matt Richardson     | 1910 P-Ricky Bowen  |                        |
| P-Corbin Davis          | 3B-Travis Chapman    | SS-Michael Rutledge    | OF-Brent Brownlee   |                        |
| OF-Joey Hamilton        | P-Joey Collums       | 2B-Daniel Tackett      | P-Michael Busby     |                        |
|                         |                      | P-Andy Wilson          | INF-Justin Bussey   |                        |
|                         |                      | 2006 SS-Thomas Berkery | 2B-Jet Butler       |                        |
|                         |                      | P-Brett Cleveland      | OF-Ryan Collins     |                        |

## SEC FRESHMAN HONOR ROLL

- 2003 OF-Jeff Butts
- OF/P-Brad Corley
- 2004 1B-Alex McIntosh
- P-Justin Pigott
- SS-Michael Rutledge
- P-Andy Wilson
- 2005 P-John Lalor
- P-Mitch Moreland
- 3B-Ryan Wisler
- 2006 P-Ricky Bowen
- OF/1B-Cade Hoggard
- P-Matt Lea
- SS/3B-Russ Sneed
- 2B-Brandon Turner
- P-Aaron Weatherford
- 2007 SS-Jet Butler
- P-Greg Houston
- 3B-Jason Nappi
- 3B-Connor Powers
- P-Tyler Whitney
- 2008 OF-Brent Brownlee
- P-Shawn Marquardt
- P-Forrest Moore
- 2009 P-David Hayes
- P-Tyler Johnson
- P-Devin Jones
- SS-Frank Rawdow
- P-Caleb Reed
- 2010 P-Ben Bracewell
- 2B-Sam Frost
- P-Kendall Graveman
- P-Chris Stratton
- P-C.C. Watson

*The Newsom Award, begun in 1990 by retired MSU professor and former NCAA Athletic Faculty Representative **Walt Newsom** in memory of his parents, **Carroll and Francis Newsom**, annually honors an Mississippi State scholar-athlete in each sport and overall male and female winners.*

*\* --- Chuck Daniel and Jeremy Jackson were selected as the overall Newsome Award recipients in 1992 and 1998.*

# BULLDOGS IN ABCA, MSU HALLS OF FAME



C.R. "Dudy" Noble



Paul Gregory



Ron Polk

## ABCA HALL OF FAME INDUCTEES

1967 C.R. "Dudy" Noble (*Mississippi State, 1915*)

**Head baseball coach: 1920 to 1947 (26 seasons)**

- ◆ MSU record: 267-201-9 (.569)
- ◆ Southern Conference Championships: 3 (1921, 1922, 1924)

1977 Paul Gregory (*Mississippi State, 1930*)

**Head baseball coach: 1957 to 1974 (18 seasons)**

- ◆ MSU record: 328-200-1 (.621)
- ◆ Southeastern Conference Championships: 4 (1965-66-70-71)
- ◆ NCAA Tournament Appearances: 1 (1971)
- ◆ NCAA College World Series Appearances: 1 (1971)

1995 Ron Polk (*Grand Canyon [Ariz.] University, 1965*)

**Head baseball coach: 1976 to 1997, 2002 to 2008 (29 seasons)**

- ◆ MSU record: 1,139-588-2 (.659 — 29 seasons)
- ◆ Career record: 1,373-700-2 (.662 — 35 seasons)
- ◆ Coaching record in SEC: 1,218-636-2 (.657 — 31 seasons)
- ◆ Southeastern Conference Championships: \* 4 (1979-85-87-2001)
- ◆ NCAA Tournament Appearances: \* 20 (1973-74-78-79-81-83-84-85-87-88-89-90-91-92-93-96-97, 2001-03-04-05-06-07)
- ◆ NCAA College World Series Appearances: \* 8 (1973-79-81-85-90-97-2001-07)

\* — listing includes appearances in two NCAA District III playoffs (1973, 1974) and one NCAA College World Series (1973) during four seasons as head baseball coach at Georgia Southern College (1972-1975) and one SEC Championship (2001), one NCAA Regional Tournament berth (2001) and one NCAA College World Series appearance (2001) during two seasons at Georgia (2000-2001).

## SEC COACH OF THE YEAR

- 1948 — R.P. "Doc" Patty (17-8 • SEC Champions)
- 1949 — R.P. "Doc" Patty (19-6 • SEC Champions • NCAA Playoffs)
- 1965 — Paul Gregory (16-10 • SEC Champions)
- 1966 — Paul Gregory (20-11 • SEC Champions)
- 1970 — Paul Gregory (32-8 • SEC Champions)
- 1971 — Paul Gregory (32-12 • SEC Champions • NCAA Playoffs • College World Series)
- 1979 — Ron Polk (48-12 • SEC Champions • NCAA Tournament • College World Series)
- 1985 — Ron Polk (50-15 • SEC Champions • NCAA Tournament • College World Series)
- 1987 — Ron Polk (39-12 • SEC Champions • NCAA Tournament)
- 1989 — Ron Polk (54-14 • SEC Champions • NCAA Playoffs)

## ABCA COACH OF THE YEAR

- 1985 — Ron Polk (50-15 • SEC Champions • NCAA Tournament • College World Series)

## COLLEGE BASEBALL FOUNDATION HALL OF FAME

Will Clark, *inducted 2006*  
 Rafael Palmeiro, *inducted 2009*  
 Ron Polk, *inducted 2009*

## DIAMOND DOGS IN THE MSU SPORTS HALL OF FAME

Year Name (MSU years)

- 1970 ● H.M. "Hughie" Critz (1919-20)
- 1970 ● David M. "Boo" Ferriss (1941-42)
- 1970 Robert Clay Hopper (1924 -26)
- 1970 ● William "Willie" Mitchell (1905-09)
- 1970 ● C.R. "Dudy" Noble (1913-15; coach: 1920-47)
- 1970 ● C.E. Stuart (1925-27)
- 1972 C.H. "Pee Wee" Armstrong (1935-37)
- 1972 W.H. Bobo (1915-18)
- 1972 ● C.S. "Buddy" Myer (1922-24)
- 1972 ● Jack Nix (1938)
- 1972 ● Jackie Parker (1953)
- 1972 ● Fred. J. Walters (1935-37)
- 1973 James C. "Jerry" Harris (1928-30)
- 1973 H. Stennis "Judge" Little (1921-22)
- 1974 ● W. D. "Billy" Chadwick (head coach: 1910-18)
- 1975 R.E. Slim Cassibry (1933-35)
- 1976 Alex Grammas (1947-49)
- 1976 Morley Jennings (1910-12)
- 1976 William A. Pappenheimer (1929-30)
- 1976 Dallas Vandevere (1929, 1931)
- 1977 ● Paul E. Gregory (1928-30; coach: 1957-74)
- 1977 Leslie B. "Cy" Taylor (1932-33)
- 1978 Frank Chambers (1964-66)
- 1981 ● Delbert B. "Del" Unser (1964-66)
- 1982 Phillip "Lefty" Brandon (1947-49)
- 1982 ● Thomas O. "Tommy" Neville (1963-64)
- 1983 James A. "Jimmy" Bragan Sr. (1947-50)
- 1991 Lloyd C. McDougal Jr. (1943)
- 1992 R. B. "Bernie" Ward (1936-38)
- 1993 Mike Proffitt (1969-72)
- 1994 Ken Tatum (1964-66)
- 1995 ● Doug Hutton (1963-64)
- 1996 Lee Watts (1946, 1948-49)
- 1997 Jack Lazorko (1977-78)
- 1998 ● Ron Polk (head coach: 1976-97, 2002-08)
- 1999 Frank Montgomery (1961-63)
- 2000 John Grace (1943, 1947-48)
- 2001 Bobby Crowell (1968-71)
- 2001 Brantley Jones (1967-70)
- 2002 Nat "Buck" Showalter (1977)
- 2003 Jeff Brantley (1982-85)
- 2003 ● Will Clark (1983-85)
- 2004 Floyd Johnson (1948-51)
- 2006 Daniel O. Murphy (1950-52)
- 2007 Curt Monroe (1952-53)
- 2008 Rafael Palmeiro (1983-85)
- 2009 Glenn Young (1981-82)

● Mississippi Sports Hall of Fame inductee  
 ( ) Years lettered or coached at Mississippi State

## ALL-TIME LETTERMEN (1885-2010)

## — A —

ABBOTT, Eli ..... 1885-86-87-88-89  
 ABRAHAM, Jim ..... 1999  
 ABRAHAM, Josh ..... 2002  
 ABRAMS, Randy ..... 1984-85-86-87  
 ADAMS, A.C. .... 1913  
 ADAMS, Joe Roy ..... 1949-50-51  
 ADAMS, Larry ..... 1960-61-62  
 ADKINS, Luke ..... 2009-10  
 ALBRO, Daryl ..... 1993  
 ALDRICH, Russ ..... 1977-78  
 ALEXANDER, J.H. .... 1917-18  
 ALEXANDER, V.B. .... 1904  
 ALLEN, Johnny ..... 2008-09  
 ALSTON, D.P. .... 1904-05  
 ALSTON, W. .... 1902-03  
 AMERSON, Mike ..... 1976-77  
 AMSLER, F.L. .... 1924-25-26  
 AMSLER, H.S. .... 1932  
 ANDERSON, Beasley ..... 1941  
 ANDERSON, Blake ... 1993-94-95-96  
 ANDERSON, Charlie ..... 1990-91-92  
 ANDERSON, J.B. .... 1891-92-93  
 ANDREADES, Tommy ..... 1975  
 ANGELO, V.J. Jr. .... 1940-41  
 ANSLEY, M.E. .... 1890  
 ARMSTEAD, T.W. .... 1895-96  
 ARMSTRONG, B.E. .... 1911-12  
 ARMSTRONG, C.H. .... 1935-36-37  
 ARMSTRONG, R.S. .... 1930  
 ARNOLD, T.H. .... 1921-24  
 ARRIETE, Nelson ..... 1986-87-88-89  
 ASHBY, Gus ..... 1954  
 AUSTIN, K.W. .... 1921-22-23-24

## — B —

BACON, Bill ..... 1963-64-65  
 BAILEY, Jim ..... 1957-58-59  
 BAKER, D.M. .... 1931-32  
 BAKER, H.G. .... 1912-13  
 BANE, Craig ..... 1992-93-94  
 BARBARIAN, J.T. .... 1914-15  
 BARTLETT, Chuck ..... 1982-83  
 BARTLEY, Terry ..... 1979  
 BATES, C.C. .... 1925-26-27  
 BECKER, W.D. .... 1932  
 BEASLEY, Leon ..... 1954-55  
 BEESLEY, Ken ..... 1966-67-68  
 BELL, Don ..... 1964-65-66  
 BENDER, Del ..... 1977-78  
 BENSON, Rex ..... 1946-48-49  
 BERKERY, Thomas .. 2003-04-05-06  
 BERRY, Jack ..... 1947-48-50  
 BERRYHILL, Joe ..... 1959-60  
 BISHOP, C.H. Jr. .... 1943  
 BLACK, C.P. .... 1946  
 BLAKENEY, Jacob ..... 2002-03  
 BLEDSOE, E.F. Jr. .... 1942-43-47  
 BLEDSOE, W.S. .... 1943  
 BLOMELEY, Earl ..... 1952  
 BLOMELEY, Warren.. 1947-48-50-51

BOBO, W.H. .... 1915-16-17-18  
 BOLTON, C.G. .... 1924-25-26  
 BOLTON, H.H. .... 1933-34-35  
 BOND, Bill ..... 1981-82  
 BOONE, Roy ..... 1967  
 BORING, Jim ..... 1958-59  
 BOTTOM, R. .... 1906  
 BOWEN, Ricky ..... 2007-08-09  
 BOWMAN, W.H. .... 1910  
 BOYD, C.D. .... 1918-19-21  
**BRACEWELL, Ben ..... 2010**  
 BRADFORD, Mike ..... 1982-83  
 BRAGAN, Bobby ..... 1963-64-65  
 BRAGAN, Frank ..... 1951-52-53  
 BRAGAN, Jimmy ..... 1947-48-49-50  
 BRANDON, C.N. .... 1914-15-16-17  
 BRANDON, Phillip ..... 1947-48-49  
 BRANNON, Larry ..... 1959-60-61  
 BRANTLEY, Jeff ..... 1982-83-84-85  
 BRELAND, C.L. .... 1910  
 BRISTER, J.C. .... 1927-28  
 BRINSON, Matthew ..... 2001-02-03  
 BROACH, C.H. .... 1930-31  
 BROCK, Tanner ..... 1999-00-01-02  
 BROWN, Dwayne ..... 1981  
 BROWN, Louie ..... 1956  
 BROWN, Michael ..... 2001-02  
 BROWN, Ron ..... 1991-92-93  
 BROWN, R.N. .... 1931  
 BROWN, T.P. .... 1910  
 BROWNLEE, Brent ..... 2009  
 BRUNSON, C.O. .... 1923-24-25  
 BRYAN, Brooks ..... 1997-98  
 BRYAN, Mike ..... 1958-59  
 BUCKLEY, Larry ..... 1973-74-75  
 BUCKNER, Rex ..... 1990-91-92-93  
 BURCH, C.T. .... 1933-34-35  
 BURCKEL, Brad ..... 1991  
 BURKLEY, Jason ..... 1999-00-01-02  
 BURNS, Mike ..... 1964-65-66  
 BURTON, Chip ..... 1972-73  
 BUSBY, Michael ..... 2008-09  
 BUSSEY, Justin ..... 2009  
 BUTLER, Jet ..... 2007-08-09-10  
 BUTLER, W.D. .... 1893  
 BUTT, Tommy ..... 1985-86  
 BUTTE, W.D. .... 1892  
 BUTTS, Jeff ..... 2003-04-05-06

## — C —

CALDWELL, R.S. .... 1935-36-37  
 CANTRELL, Johnny ..... 1960-61-62  
 CARLSON, Steve ..... 1975-76-77-78  
 CARPENTER, Matt ..... 1991-92-93  
 CARPENTER, Wirt ..... 1891-92-93  
 CAROTHERS, V.M. .... 1897  
 CARROLL, James ..... 1964-65-66  
 CARROLL, M.B. .... 1938  
 CARROLL, Ryan ..... 1999-00-01-02  
 CARTER, Benjie ..... 1973-74-75  
 CARTER, C.C. .... 1903-04

CARVER, Jesse ..... 2007-08  
 CASE, J.G. .... 1916  
 CASSIBRY, R.E. .... 1933-34-35  
 CASTORIA, Bruce ..... 1979-80-81-82  
 CHAMBERS, Frank ..... 1964-65-66  
 CHAMBERS, F.W. .... 1939-40-41  
 CHAPMAN, C.P. .... 1912-13-14  
 CHAPMAN, E.B. .... 1926-27  
 CHAPMAN, Rick ..... 1973-74  
 CHAPMAN, Travis ..... 1997-98-99-00  
 CHILTON, H.S. .... 1899  
 CHISOLM, F.N. .... 1908-09  
 CLARK, Brian ..... 1993-94-95-96  
 CLARK, Scott ..... 1997-98-99  
 CLARK, Tucker ..... 1937-38-39  
 CLARK, Will ..... 1983-84-85  
 CLARK, W.T. .... 1930-31-32  
 CLAY, J.O. .... 1908-09  
 CLAYTON, D.G. .... 1919-20  
 CLEM, C.B. .... 1897  
 CLEVELAND, Brett .. 2003-04-05-06  
 CLIBURN, Perry ..... 1978-79-80  
 CLIETT, J.R. .... 1939-40-41  
 CLISBY, M.B. .... 1903-04  
 COBB, H.A. .... 1920-21-22  
 COHEN, John ..... 1988-89-90  
 COLE, G.H. .... 1910-11-12-13  
 COLE, Joe Bob ..... 1973-74  
 COLEMAN, E. .... 1903-04  
 COLEMAN, E.P. .... 1933-34  
 COLLINS, Mike ..... 1968-71  
**COLLINS, Ryan ..... 2008-09-10**  
 COLLUMS, Joey ..... 2000-01-02-03  
 COMBS, C.G. .... 1907  
 COMPTON, Brian ..... 1998-99  
 CONNELL, J.H. .... 1887  
 CONNER, Boyd ..... 1978-79  
 COOK, J.D. .... 1939  
 COOPER, J.G. .... 1933-34-35  
 COOPER, S.F. .... 1912-13  
 CORLEY, Brad ..... 2003-04-05  
 CORLEY, F.G. .... 1924-25-26  
 COUNTS, Rick ..... 1972-73  
 COWART, Moss ..... 1947-49  
 COX, W.E. .... 1897-98-99-1902  
 CRAFT, Sidney ..... 1966-67  
 CRAIG, Bobby ..... 1958-59  
 CRANE, J.W. .... 1916  
 CRAWFORD, D.D. .... 1917  
 CRIGLER, J.L. .... 1925-26  
 CRIGLER, L.W. .... 1892-93-95-96  
 CRIGLER, W.L. .... 1889-90  
 CRITZ, Albert ..... 1910-11-12-13  
 CRITZ, H.M. .... 1919-20  
 CRITZ, Hugh ..... 1895-96  
 CROMWELL, E.B. .... 1888-89  
 CROSBY, Jon ..... 2004-05-06  
 CROSSWHITE, Chad 2006-07-08-09  
 CROSWELL, Bobby.. 1968-69-70-71  
 CRUBAUGH, J.S. .... 1934  
 CURRY, Chris ..... 1999

## — D —

DABBS, Dustin ..... 1995-96-97-98  
 DAILEY, Robert ..... 1976  
 DANIEL, Chuck ..... 1989-90-91-92  
 DARBY, Mike ..... 1975-76-77-78  
 DARLINGTON, Scott ..... 1980-81  
 DAVIDSON, Rick ..... 1973-74  
 DAVIDSON, Scott ..... 1993-94  
 DAVIS, Corbin ..... 1991  
 DAVIS, Donnie ..... 1970-71-72  
 DAVIS, Frank ..... 1984-85  
 DAVIS, J.E. .... 1886  
 DAVIS, J.H. .... 1896  
 DAVIS, Odis ..... 1976-77  
 DAVIS, Ronnie ..... 1959  
 DAVIS, R.T. .... 1918  
 DAVIS, V.W. .... 1914-15  
 DEAS, F.H. .... 1898-99  
 DELOACH, Scott ..... 2009  
 DEMPSEY, Gary ..... 1958-59-60-61  
 DENT, H.M. .... 1906-07-08  
 D'ERCOLE, Steve ..... 1980-81  
 DEWEESE, Brent ..... 1994-95-96  
 DICKERSON, Charlie ..... 1954-55-56  
 DICKINSON, Chas ..... 1957  
 DIGGS, Wyn ..... 2006-07  
 DILGARD, Keith ..... 1996-97  
 DILLE, A.B. .... 1911  
 DIXON, Rick ..... 1979-80  
 DIXON, W.V. .... 1936-37-38  
 DONALDSON, Ron ..... 1964-65  
 DONOVAN, Kevin ..... 1997-98-99-00  
 DOOLITTLE, Todd ..... 2004-05  
 DOWE, Steven ..... 2000-01-02-03  
 DRANE, G.W. .... 1898  
 DUBOSE, Eric ..... 1995-96-97  
 DUDA, Sammy ..... 1985  
 DUDLEY, John ..... 1962-63  
 DUDLEY, Knox ..... 1958  
 DUFFY, Ryan ..... 2007-08-09-10  
 DUGGAR, L.L. .... 1895  
 DUNLAP, Fred ..... 1973-74-75-76  
 DUNN, Brooks ..... 2003-04-05-06  
 DUPUY, Jerry ..... 1993-94  
 DURIN, G.S. .... 1946  
 DYESS, J.H. .... 1929-30-31

## — E —

EASLEY, Edward ..... 2005-06-07  
 EAST, Butch ..... 1964  
 EASTLAND, S. Jr. .... 1904-05-06  
 EBERS, Eric ..... 2004-05  
 ECHOLS, Eddie ..... 1957-58-59  
 ECHOLS, Tracy ..... 1986-87-89-90  
 EDMONSON, Richard... 1966-67-68  
 EDWARDS, Mitch ..... 1986  
 EICHMEIER, Jim ..... 1970-71  
 EILAND, S.W. .... 1928-29-30  
 ELLIS, Sammy ..... 1961  
 ELLIS, Terry ..... 1987-88  
 ENLOW, F.L. .... 1930-31-32

# ALL-TIME LETTERMEN (1885-2010)

ESTEL, Justin..... 1998-99-00  
 ETHERIDGE, Bill..... 1961-62-63  
 ETHERIDGE, H.K. .... 1961-62-63  
 ETHRIDGE, J.E..... 1916-17  
 EVANS, Park..... 1992

## — F —

FAIRCLOTH, J.L. .... 1911-12  
 FARRAR, Ben..... 1951-52-53  
 FAULK, G.H..... 1919  
 FAVARA, S.D..... 1930-41-42  
 FEATHERSTONE, F.M..... 1927  
 FEILD, Junior ..... 1965-66-67  
 FERRETTI, J.S..... 1938-39-40  
 FERRISS, D.M. .... 1941-42  
 FESMIRE, Ryan ..... 2003-04  
 FIFE, P.J..... 1903-05-06-07  
 FILIPPI, Craig..... 1982-83  
 FLAGG, Jeff..... 2006-07-08  
 FLEMING, Dick ..... 1962-63  
 FLEMING, Hap..... 1993-95  
 FLETCHER, Sammy ..... 1968-69  
 FLOURNEY, J.D..... 1895  
 FONDREN, W.M. .... 1936  
 FORBES, J.C. .... 1940  
 FORD, E.Q. .... 1899  
 FORESMAN, F.C..... 1942-43  
 FORRESTER, J.E..... 1946  
 FORT, R.W. .... 1890  
 FORTNER, Bill..... 1963-64  
 FOSTER, Don ..... 1953-54  
 FOWLER, L.B..... 1921-22  
 FRANCIS, H.T..... 1904  
 FREED, Mark ..... 1998-99-00  
 FREEMAN, Brad ..... 1995-96-97-98  
**FREEMAN, Cody ..... 2008-09-10**  
 FRENTZ, G. .... 1913-14-15  
 FROST, Sam ..... 2010

## — G —

GAGE, Tony..... 1981-82  
 GALCERN, G.E..... 1895-96  
 GALCERN, R.H..... 1896  
 GALLOWAY, Scott..... 1976-77-78-79  
 GAMMILL, Jimmy..... 1989-90-91  
 GANT, Jamie ..... 2003-04  
 GARDINER, Don..... 1956-57-58  
 GARDNER, Damon..... 1990  
 GARNER, Cager..... 2000-01  
 GATLIN, Russ..... 1964-65-66  
 GEORGE, Chris..... 1989-90-91  
 GENDRON, Steve..... 2001-02-03-04  
 GERARD, P.N..... 1917  
 GHOLSON, Garland..... 1955-59  
 GHOLSON, Willis..... 1955  
 GILARDONI, Lewis ..... 1951-52-53  
 GILLASPIE, Mark ..... 1980-81  
 GINTER, Matt..... 1997-98-99  
**GIRODO, Chad ..... 2010**  
 GLENN, W.R. .... 1941

GLOVER, Ben..... 1957-58-59  
 GOFORTH, Mark ..... 2007-08-09  
 GOODSON, Robby ..... 2001-02-03  
 GOODWIN, James..... 1959  
 GORDON, W.D. .... 1938-39  
 GORE, Larry..... 1957-58-59  
 GRACE, J.N. Jr. .... 1943-47-48  
 GRAMMAS, Alex..... 1947-48-49  
 GRAMMAS, Pete ..... 1947-48-49  
**GRAVEMAN, Kendall ..... 2010**  
 GRAYUM, Richie..... 1987-88-89  
 GREEN, Hal ..... 1961-62  
 GREGORY, Paul Jr. .... 1965-66-67  
 GREGORY, P.E..... 1928-29-30  
 GRIFFIN, Bob..... 1988  
 GRIFFITH, Steve..... 1972-73  
 GRISHAM, Ben ..... 2004-05  
 GRISSOM, W.C..... 1937-38-39  
 GROSKOSKI, C.J. .... 1936-37  
 GROSS, Beverly..... 1949-50-51  
 GULLEY, P. .... 1903-04  
 GUYTON, M.B..... 1943  
 GWINNER, H. .... 1892-93

## — H —

HAIR, Frank..... 1959  
 HALBERT, Molly..... 1956-57-58  
 HALE, Steve..... 1975-76  
 HALEY, J.L. .... 1933-34-35  
 HALL, Dennis ..... 1967-69-70  
 HALLIBURTON, J.C..... 1921  
 HAMILTON, Bill ..... 1965-66  
 HAMILTON, Casey ..... 2004  
 HAMILTON, Jim..... 1973-74  
 HAMILTON, Joey..... 1990-91  
 HAMILTON, W.C..... 1940-46-47  
 HANDLEY, Jim ..... 1962  
 HANNAH, Dale..... 1979  
 HARDEN, Jon ..... 1990-91-92  
 HARDEN, Nat..... 1993  
 HARDCASTLE, J.T..... 2001  
 HARDWICK, Bryan ..... 1979-80-82  
 HARDY, Nick ..... 2007-08-09  
 HARDY, S.L..... 1909  
 HARPER, J.A. .... 1942  
 HARRINGTON, F..... 1898  
 HARRINGTON, T.H..... 1898  
 HARRIS, James ..... 1976  
 HARRIS, J.C. .... 1928-29-30  
 HARRIS, R.C..... 1926-27-28  
 HARRIS, S.D..... 1886  
 HARRIS, S.R..... 1933  
 HARTNESS, C.H..... 1928-29  
 HARTNESS, S.D..... 1887  
 HARTZOG, H. .... 1925-26  
 HAUSWALD, Rob..... 1995-96-97-98  
 HAWKINS, C.W..... 1935-36-37  
 HAYES, David ..... 2009  
 HAYES, Robbie ..... 1993  
 HAYMAN, David ..... 1993-94-95-96

HEARNE, B. .... 1908-09  
 HEGAN, Steve ..... 1991-92-93-94  
 HELD, Mike ..... 1970-72  
 HENDERSON, Carl..... 1993  
 HENDERSON, Gene. 1969-70-71-72  
 HENDERSON, Tim..... 1989-90  
 HENRY, Chad ..... 2001-02  
 HENRY, J.B. .... 1938  
 HERZOG, Hans..... 1982-83  
 HIGHT, F.T..... 1936-37-38  
 HILDRETH, Brad..... 1986-87-88-89  
 HILL, Steve..... 1975-76-77  
 HINE, C.R..... 1933-34-35  
 HINTON, Bill..... 1951-52-53  
 HOBBS, F.M. .... 1913-14  
 HOGGARD, Cade..... 2007-08  
 HOGUE, Grant ..... 2008-09  
 HOLLAND, Dale ..... 1971-72-73  
 HOLLAND, W.H..... 1925  
 HOLLINGHEAD, Drew ..... 2009  
 HOLLY, Chuck..... 1988-89-91  
 HOLMES, B.D. .... 1919-20  
 HOLMES, Butch..... 1972-73-74  
 HOLMES, W.T..... 1943  
 HOPE, Darrin ..... 2001  
 HOPPER, R.C.:..... 1924-25-26  
 HOOTEN, David..... 1994-95-96  
 HORNE, L.T..... 1931-32-33  
 HORNE, Roy..... 1971  
 HOUSEL, Matt ..... 2004  
 HOUSTON, Greg..... 2007-08-09-10  
 HOWARD, J.R. .... 1897  
 HOWARD, L.J. .... 1917  
 HOWARTH, Jim ..... 1967-68  
 HOWE, Tom..... 1991-92  
 HOWELL, H.F..... 1923-24  
 HOWELL, J.E..... 1920-21-22  
 HUDSON, E.E..... 1902  
 HUDSON, Ken ..... 1970  
 HUFFMAN, W.H..... 1928-29  
 HUGHES, Collins ..... 2001  
 HUGHES, J.E..... 1941-42  
 HUGHES, T.B..... 1923-24  
 HUMPHRIES, C.D..... 1906  
 HUNTER, Jeff..... 2000-01  
 HUNTER, Joseph ..... 2003-04-05-06  
 HURST, Jody..... 1987-88-89  
 HUTCHINSON, Dudley .. 1959-60-61  
 HUTTO, Brad..... 2001  
 HUTTON, Doug..... 1963-64

## — I —

INGRAM, David..... 1975-76  
 INTORCIA, Trent..... 1983-84-85-86  
 IRVIN, Bruce..... 1971-72  
 IVY, S.R. .... 1940

## — J —

JACKSON, Jeremy.... 1995-96-97-98  
 JAMES, Nelson..... 1968  
 JANOUS, Frank..... 1960  
 JASZCZAK, Steve..... 1994  
 JENKINS, Ben..... 1994-95-96  
 JENKINS, J.C..... 1890-91  
 JENNINGS, J.M. .... 1909-10-11  
 JENNINGS, Morley ..... 1910-11-12  
 JENNINGS, W.J. .... 1885-86-87-88  
 JETER, Robbin..... 1982-83  
 JOBES, Tracy..... 1987-88-89-90  
 JOHNSON, Alan ..... 2003-04-05  
 JOHNSON, Billy ..... 1948  
 JOHNSON, Floyd..... 1948-49-50-51  
 JOHNSON, J.H. .... 1940  
 JOHNSON, Joel ..... 1985-86  
 JOHNSON, Josh ..... 2004-05-06-07  
 JOHNSON, Roy ..... 1959-60-61  
 JOHNSON, T.H..... 1892  
**JOHNSON, Trey ..... 2010**  
 JOHNSON, Van..... 1995-96-97-98  
 JOHNSON, W.B. .... 1923-24  
 JOHNSON, W.E..... 1947-48  
 JOHNSON, Wes..... 1987-88  
 JOINER, Mark ..... 1975  
 JONES, Brad ..... 2003-04-05-06  
 JONES, Brantley ..... 1967-68-69-70  
**JONES, Devin ..... 2009-10**  
 JONES, Enrico ..... 1999-00-01-02  
 JONES, R..... 1917-18  
 JONES, Robert..... 1950-51  
 JONES, Ron ..... 1963-64  
 JONES, Tyler ..... 2004

## — K —

KALLAHER, Jim..... 1974-75-76-77  
 KATEON, Bunky ..... 2005-06  
 KEE, T.L..... 1943  
 KELLEY, Mike..... 1976-77-78-79  
 KELLY, O.G. .... 1895  
 KELLY, Shane..... 1999-00  
 KENNEDY, Kyle..... 1992-93-94-95  
 KERR, A.P. .... 1906  
 KILPATRICK, D.C..... 1940  
 KING, Steve ..... 1984-85-86  
 KINNEY, F.G..... 1914-15  
 KINNEY, H.C. .... 1913-14-15  
 KLINDWORTH, M.E..... 1920-21-22  
 KLIPSTEIN, Dave..... 1979-80-81-82  
 KLYCE, F.W..... 1940  
 KNOST, W.A..... 1911  
 KNOTT, Jon..... 1998-99-00-01  
 KOCOL, Bobby..... 1978-79  
 KOMP, George ..... 1975  
 KOON, Jared ..... 2007  
 KOTOWSKI, Tony..... 1950  
 KRAUSSE, Dave..... 1967  
 KURTZ, Ken: ..... 1979

## ALL-TIME LETTERMEN (1885-2010)

## — L —

LACHER, Jeff	2001-02-03-04
LAKE, W.A.	1885-86-87-88-89
LALOR, John	2005-06-07-08
LAMB, J.T.	1931
LAMON, Fred	1950-51-52
LANGSTON, Lloyd	1961-62-63
LANINFA, Brian	2004-05-06-7
LANN, H.T.	1896
LARSON, Adam	1999-00-01
LATHON, Ed	1967
LAVENE, L.C.	1929
LAWHORN, A.F.	1941-42
LAZORKO, Jack	1977-78
LEA, Matt	2006
LEE, Ken	1976-77
LEE, M.E.	1916-17-18-19
LEE, Richard	1995-96-97-98
LENOIR, R.L.	1930
LENOIR, S.P.	1907-08-09
LEWIS, Brent	2001-02-03
LEWIS, Brooks	2007-08-09
LEWIS, C.P.	1915
LILLY, C.E.	1903
LITTELL, Eric	1973-75
LITTLE, H.S.	1921-22
LITTON, Doug	1953-54-57-58
LOCKE, Bobby	1983-84
LOE, Terry	1979-80-81
LOEWER, Carlton	1992-93-94
LOEWER, C.D.	1925-26
LONG, Casey	2001-02
LOPER, Harold	1915
LOTTERHOS, Chris	1998-99
LOWTHER, David	1979-80
LUBY, Harvey	1972-74-75
LUCADO, J.S.	1930
LUCAS, W.Y.	1907-08-09
LUMSDEN, G.R.	1937-38
LUSK, Kelly	1955
LYLE, T.D.	1918
LYONS, Eddie	1991-92-93-94
LYONS, Rathel	1920
LYONS, Roy	1918-19-20

## — M —

MACKIN, Jeff	1991-92-93-94
MAGEE, W.J. Jr.	1912-13-14
MAGRUDER, F.H.	1910-11-12
MAHAN, Russ	1989
MAHER, Buddy	1977-78
MAHOLM, Paul	2001-02-03
MALONE, Jack	1986
MALONEY, Chris	1982-83
MANISCALCO, Matthew	2000-01-02-03
MARKS, G.S. Jr.	1946
MARSLAND, David	1993
MARTIN, E.C.	1898
MARTIN, G.W.	1924
MARTIN, Mike	1986-87-88
MARTIN, Ty	1999-00

MARTZ, Billy	1980-81
MASTERS, Burke	1987-88-89-90
MATTHEWS, Bobo	1954
MATTHEWS, H.H.	1897
MATTHEWS, Joel	1993
MATTHEWS, W.M.	1895
McBEATH, W.K.	1942
McCAIN, B.H.	1918
McCANN, Howie	1977-78
McCANN, Mike	1983-84
McCARGO, R.W.	1906-07-08-09
McCASKILL, Joseph	2004-05-06-07
McCLELLAN, J.W.	1907-08-09-10
McCLELLAN, W.S.	1927-28-29
McCOOL, Bob	1963-64
McCOOL, J.	1902
McCRANEY, Mike	1985-86-87
McCULLOUGH, Tom	1977-78
McDERMOTT, R.J.	1911-12
McDONALD, John	1977-78-79-80
McDONALD, Roark	1984-85-86
McDOUGAL, L.C.	1943
McDUFFEE, W.C.	1930-31
McGEE, Ken	1967-68-69
McGRATH, Ryan	1997-98-99-00
McKAY, D.P.	1886-87
McKISSICK, Clovis	1956
McMAHON, David	1988
McMAHON, R.J.	1938-39
McNAIR, Don	1957-58-59
McNALLY, James	1954-55-56-57
McNEIL, T.Y.	1897-98
McRANEY, Will	1983-84-85-86
McVEY, E.A. Jr.	1938-39
McWILLIAMS, J.W.	1887-88-89
McWILLIAMS, W.R.	1917
MEADOWS, Wayne	1962-63-64
MEDDERS, Brandon	2000-01
MERRIMAN, Jerry	1960-61
METTS, A.C.	1903-04
MILEY, Bill	1968-69
MILLER, J.W.	1925
MILLER, Tom	1969
MILLER, W.S. Jr.	1942-43
MILLS, R.	1910
MILNER, Sammy	1970
MILTON, Ted	1969-70-71-72
MIMS, Tommy	1970
MINOR, H.A.	1899
MINOR, H.D.	1886-87
MINOR, Longstreet	1905-06
MITCHELL, Bennie	1905-06-07-08-09
MITCHELL, David	1988-90
MITCHELL, John	1984-85-86-87
MITCHELL, M.B.	1920-21-22
MITCHELL, Monroe	1955-56-57
MITCHELL, Scott	1987-88-89-90
MITCHELL, Willie	1905-06-07-08-09
MITCHELL, W.M.	1942
MOHON, Bobby	1952-53-54
MONROE, Curtis	1952-53
MONTGOMERY, Bill	1974-75-76

MONTGOMERY, E.	1885-88-89-90-91
MONTGOMERY, Frank	1961-62-63
MONTGOMERY, S.	1885-86-87-88-89-90
MOON, H.H.	1885
MOORE, C.H.	1931-32
MOORE, Earl	1892-93
MOORE, Forrest	2008
MOORE, Tyler	2008
MORELAND, Mitch	2005-06-07
MORGAN, Gene	1984-85
MORGAN, H.C.	1939-40
MORLOCK, Allen	1981-82
MORRIS, Pat	1955-56
MORRIS, W.	1903-04
MORTON, W.E.	1902
MULDROW, H.L.	1890-91
MULLINO, Ray	1985-86
MUNDIE, Don	1979-80-81
MUNGLE, Jon	2002-03
MURCH, Red	1897
MURPHY, B.J.	1942-43
MURPHY, Dan	1950-51-52
MURPHY, Terry	1954-55-56-57
MYER, C.S.	1922-23-24
MYERS, J.S.	1912
MYLES, Harold	1982-83-84
MYRICK, Bobby	1971-72-73-74

## — N —

NACE, Todd	1988
NAIL, Braxton	1953-54-55
NAPPI, Jason	2008-09
NASH, H.R.	1927
NEAL, W.S. Jr.	1902
NEIL, George	1915
NESTER, Arthur	1960-61-62
NEVILLE, Tommy	1963-64
NEWMAN, Doug	1994-95
NICHOLAS, Todd	2001-03
NICHOLS, Aubrey	1962-63-64
NIOLET, H.L.	1946
NIX, J.C.	1938
NIXON, V.D.	1937-38
NOBLE, C.R. Dudy	1913-14-15
NOBLE, P.A.	1926-27-28
NORMAN, Rob	1988-89-90-91
NORTON, Ronnie	1961-62-63

## — O —

OAKLEY, G.E.	1931
OBRADOVICH, Mark	2000
OGDEN, Jonathan	2010
OLIVER, Dale	1961-62
OWEN, Joe	1970-71-72
OWENS, Brian	2002-03

## — P —

PACE, Paxton	2009
PALMEIRO, Rafael	1983-84-85
PALMER, Coker	1968-69
PAPELBON, Jonathan	2001-02-03
PAPPENHEIMER, W.A.	1929-30

PARADOA, Dan	1986-87
PARENTON, Tim	1982-83-84
PARKER, Bob	1983-84
PARKER, F.W.	1897-98-99
PARKER, Guy	1960-61-62
PARKER, Jackie	1953
PARKER, John Ed.	1955
PARKER, T.I.	1919-22
PARKS, Jarrod	2009
PARKS, Lee	1999-00-01-02
PARVIN, Dave	1960
PASSEAU, Claude	1964-65-66
PATTERSON, J.E.	1915
PATTERSON, R.L.	1942
PATTON, Barry	1995-96-97-98
PATTON, George	1966-67-68
PATTY, H.L.	1898-99
PAUL, Billy	1952
PAVLOU, Larry	1976-77-78-79
PAXTON, A.H.	1942
PEARCE, J.B.	1931
PEARSON, M.T.	1913-14
PEARSON, Winston	2002-03
PEATROSS, J.T.	1918
PEEL, R.L.	1923-24-25
PEEPLER, Matt	1997-98
PEPPER, R.H.	1917-18-19
PERKINS, E.G.	1933-34-35
PERKINS, David	1991-92-93-94
PERRY, G.D.	1919
PETRULIS, Paul	1991-92-93
PHARES, David	1970-71
PHILLIPS, Mickey	1960
PIATT, Adam	1995-96-97
PIGOTT, Justin	2005-06-07-8
PILLOW, G.D.	1936
PINKERTON, Wayne	1972-73-74-75
PINSON, T.C.	1946
PITTMAN, J.N.	1946
POGUE, C.M.	1946
POLK, Scott	1995-96-98-99
POLK, Steve	1989-90
POPE, Don	1960-61
PORTER, Jay	1981-82-83
PORTERA, Andy	1962-63
PORTERA, Frank	1965-66-67
POTTER, F.E.	1913-14-15
POTTS, Jocko	1967-68-69-70
POWELL, Jay	1991-92-93
POWER, Frank	1954-55-56-57
POWER, Mark	1995-96-97
POWERS, Connor	2007-08-09-10
POWERS, Ryan	2008-09
PRATHER, R. Jr.	1902-04
PRIESTER, R.L.	1926-27-28
PRIESTER, V.D.	1940-41
PRITCHARD, Lamar	1971-72-74
PROFFITT, Mike	1969-70-71-72
PRUETT, Jim	1957-58-59
PRUSER, Mike	1980
PRYOR, R.M. Jr.	1943
PURVIS, Russell	1960

# ALL-TIME LETTERMEN (1885-2010)

## — Q —

QUINN, Tom..... 1990-91-92

## — R —

RAFFO, Tommy..... 1987-88-89-90  
 RAMSEY, Saunders ..... 2003-04-05  
 RATH, Gary..... 1992-93-94  
 RAWDOW, Frank ..... 2009  
 RAWLS, R.D..... 1921-22-23  
 RAY, Carl ..... 1960  
 RAY, T.J. .... 1886-87  
 REA, Jeffrey ..... 2004-05-06-07  
 REAGAN, Josh..... 1978-79  
 REDD, Ricky Joe..... 1992-93-94-95  
 REDDEN, O.S..... 1928  
 REED, Bobby ..... 1988-89-90  
**REED, Caleb ..... 2009-10**  
 REED, R.E. .... 1939  
 REEDER, Claude ..... 1963-65  
 REID, W.D. .... 1905-06  
 REINIKE, Chris..... 1997-98  
 REINSTETLE, Dwight..... 1972  
 REYES, Louis..... 1974  
 RHODES, Joe ..... 1950  
 RICE, Andy ..... 2006-07-08  
 RICHARDSON, Matt ..... 2006-07  
 RIDDLE, Larry..... 1974-75  
 ROBBINS, Wayne ..... 1956-57-58  
 ROBERDS, W.G..... 1905-06-07  
 ROBERTS, J.M. .... 1915  
 ROBINS, E.L. .... 1890-91-92-93-95  
 ROBINSON, Don..... 1975-76-77-78  
 ROBINSON, Don..... 1950  
 ROBINSON, Jason..... 1994  
 ROBINSON, Jim..... 1988-89-90  
 ROCK, Jamie ..... 1999-2000  
 ROGERS, Jeff..... 1914-15  
 ROPER, M.A. .... 1933  
 RORIE, Bill ..... 1967-68-69-70  
 ROSEBOROUGH, E.H..... 1907  
 ROSSEAU, T.H..... 1892-93-95  
 ROUTT, Nick ..... 2009  
 ROWAN, C. .... 1885  
 RUBY, A.R. .... 1928-29  
 RUDD, E.I. .... 1896-97  
 RUSSELL, C.E. .... 1919-20  
 RUSSELL, C.H. .... 1908-09-10  
 RUSSELL, T.G..... 1896-97  
 RUTLEDGE, Michael .... 2005-06-07

## — S —

SAHLER, Mike ..... 1975  
 SAUNDERS, H.T. .... 1898-99  
 SAUNDERS, W.B. .... 1917-20  
 SCARBROUGH, Tyler ..... 2003-04  
 SCHLOSSER, Randy..... 1979-80  
 SCHNEIDER, Sonny. 1947-48-49-50  
 SCHOENROCK, Bill..... 1958-59-60  
 SCIONEAX, Damian..... 1996-97  
 SCOTT, John..... 1984-85-86  
 SELF, T.E..... 1947-48-49

## — T —

SHANKS, F.D. .... 1941-42  
 SHANNON, C.R. .... 1890-91-93  
 SHARPE, L.K. .... 1885-86-87-88-89  
 SHAVE, Jon..... 1987-88-89-90  
 SHAW, J.V. .... 1935  
 SHAW, M.J. .... 1914-15-16-17  
 SHEFFIELD, Neil ..... 1960-61  
**SHEPHERD, Jaron ..... 2010**  
 SHEPHERD, Scott ..... 1975-76-77  
 SHEPPARD, Joe ..... 1948-49-50  
 SHIELDS, D.A. .... 1902  
 SHOWALTER, Nat ..... 1977  
 SHREWSBERRY, John.. 1979-80-81  
 SHUMAKER, Brad ..... 1996-97  
 SHUMAKER, Coie..... 1967-68-69  
 SIKES, C.H..... 1932-33-34  
 SIKES, D.O. .... 1923  
 SILVA, Gray ..... 2004  
 SMITH, Bob ..... 1980  
 SMITH, Charlie..... 1963-64-65  
 SMITH, E.G..... 1940-41  
 SMITH, F.M. .... 1908-09-10-11  
 SMITH, H..... 1899  
 SMITH, H.E. Jr. .... 1934-35  
 SMITH, Herman ..... 1946  
 SMITH, Mike..... 1977-78  
 SNEED, Russ..... 2007-08-09-10  
 SNYDER, H.L. .... 1943-47  
 SOTTILE, Lou ..... 1980-81  
 SPARKMAN, Sparky ..... 1997-98  
 SPEED, David ..... 1965-66  
 SPENCER, A.L..... 1919  
 SPICA, Rick..... 1971-72  
 SPRAGGINS, H.F. Jr.... 1940-41-42  
 STANTON, Bill..... 1956  
 STARK, W..... 1902  
 STATUM, Bobby..... 1975  
 STEVENSON, R.V..... 1911  
 STEWART, M.M. .... 1939  
 STILL, Phil..... 1968-69-70-71  
 STINSON, E.B..... 1888-89  
 STOVALL, W. D. R. .... 1920-21  
 STRAITS, John ..... 1994-95  
**STRATTON, Chris ..... 2010**  
 STRINGER, J.I. .... 1925-26  
 STRINGER, W.L. Jr..... 1934-35  
 STUART, C.E..... 1925-26-27  
 STUBBS, A.B. .... 1936-37-38  
 STUBBS, A.F. .... 1937  
 STUBBS, H.T..... 1939-40  
 SUSCE, Steve..... 1979-80-81  
 SUTTON, R.T. .... 1939  
 SWINDLE, Lee ..... 2008-09

TERRY, Brian ..... 1997-98-99-00  
 THIESEN, Gator..... 1984-85  
 THIGPEN, Bobby ..... 1984-85  
**THIGPEN, Wes ..... 2010**  
 THOMPSON, E.T. .... 1930-31-32  
 THOMPSON, Jerry..... 1969-70-71  
 THOMPSON, L.R. .... 1926-27-28  
 THOMPSON, W.L. .... 1897  
 THOMS, Hank..... 1997-98-99  
 THOMS, Josh..... 2002-03-04  
 THOMS, Lake..... 1998-99  
 THOMS, Rusty..... 1995-96-97-98  
 TILLER, T.E. Jr. .... 1946  
 TINSLEY, Brooks ..... 2006  
 TOMKINS, Larry..... 1994-95  
 TORRES, Pete ..... 1978-79  
 TOWNES, R.B. .... 1919  
 TRIBOLET, Scott ..... 1994-95  
 TROTTER, G.P..... 1903-07  
 TRUITT, J.F. .... 1942  
 TUCKER, J.B. .... 2002-03  
 TURCOTTE, Louis ..... 1976  
 TURNER, Brandon ..... 2007-08  
 TURNER, Charles ..... 1957-58-59  
 TURNER, I.S. .... 1922-23-24-25

## — U —

UNDERWOOD, Bee..... 1933-34  
 UNSER, Del ..... 1964-65-66  
 UTTERBACK, W.E. .... 1891

## — V —

VALENTINE, Mike ..... 2005-06-07  
 VAN CLEVE, Dan..... 1982-83-84-85  
 VANDEVERE, D.C. .... 1929-31  
 VAUGHN, Jack..... 1956  
 VAUGHN, J.S. .... 1924  
 VEAZEY, J.C. .... 1897  
 VENABLE, J.C. .... 1943  
**VICKERSON, Nick ..... 2010**  
 VOSS, David ..... 1970-71-72

## — W —

WAITS, F.A. .... 1932-33-34  
 WALKER, Gerald..... 1951-52-53  
 WALLACE, B.J. .... 1990-91-92  
 WALLACE, Glenn..... 1967-68-69  
 WALTERS, Barry..... 1996-97-98  
 WALTERS, J.F..... 1935-36-37  
 WALTON, F.L..... 1910  
 WARBURTON, John ..... 1991  
 WARD, R.B..... 1936-37-38  
 WASHINGTON, Gary..... 1965-66-67  
 WASHINGTON, Manuel. 1967-68-69  
**WATSON, C.C. .... 2010**  
 WATTS, Lee ..... 1946-48-49  
 WAX, H.O. .... 1918  
 WAX, J.A. .... 1931  
 WEATHERFORD, Aaron 2006-07-08  
 WEAVER, Trent..... 1986  
 WEAVER, Tri ..... 1985-86  
 WEBB, Ben ..... 1986

WEBB, J.W..... 1928-29  
 WEDDELL, F.J. .... 1890-91-92-93  
 WEEMS, J.L..... 1934  
 WEISHEIM, Tim ..... 1978-79  
 WELLS, Harold ..... 1952-53  
 WENDTLAND, Wal..... 1975-76  
 WENTZ, Bob ..... 1953  
 WESSON, Jared ..... 2009  
 WEST, Josh..... 1998-99-00-01  
 WHEELER, Brett..... 1996-97-98  
 WHEELER, J.O..... 1885  
 WHEELER, M.J..... 1906  
 WHITE, J.N. .... 1919-20  
 WHITE, Pete ..... 1980-81-82-83  
 WHITNEY, Tyler ..... 2007-08-09-10  
 WHITTEN, L.H. .... 1907-08-09  
 WIENIEWITZ, Spud ..... 1973-74  
 WIESE, Brian ..... 1996-97-98-99  
 WILDER, E. .... 1917-18  
 WILFORD, F.C. .... 1941  
 WILLCUTT, Jason ..... 1998-99  
 WILLCUTT, Jimmy ..... 1962-63-64  
 WILLIAMS, Charlie..... 1953-54-55  
 WILLIAMS, Drew..... 1991-92-93-94  
 WILLIAMS, Jesse..... 1955-56  
 WILLIAMS, Julian ..... 1954  
 WILLIAMS, Lee ..... 1950-51-52  
 WILLIAMS, W.J. .... 1910  
 WILLINGHAM, Phillip..... 1998-99-00-01  
 WILLOUGHBY, Gary..... 1975-76-77  
 WILSON, Joe ..... 1955-56  
 WINFORD, Barry..... 1986-87-88-89  
 WINFORD, Ron..... 1987-88-89  
 WINKLER, Brad ..... 1980-81-82-83  
 WILSON, Andy ..... 2004-08  
 WILSON, Joe ..... 1954  
 WOMACK, S.K. .... 1919  
 WOOD, W.T. Jr. .... 1936-37-38  
 WOOD, H.E. .... 1937-38-39  
 WOOTEN, Josh..... 2000-01  
 WREN, Cliff ..... 1999  
 WRIGHT, Daron ..... 1999-2000  
 WRIGHT, Ernie..... 1989

## — Y —

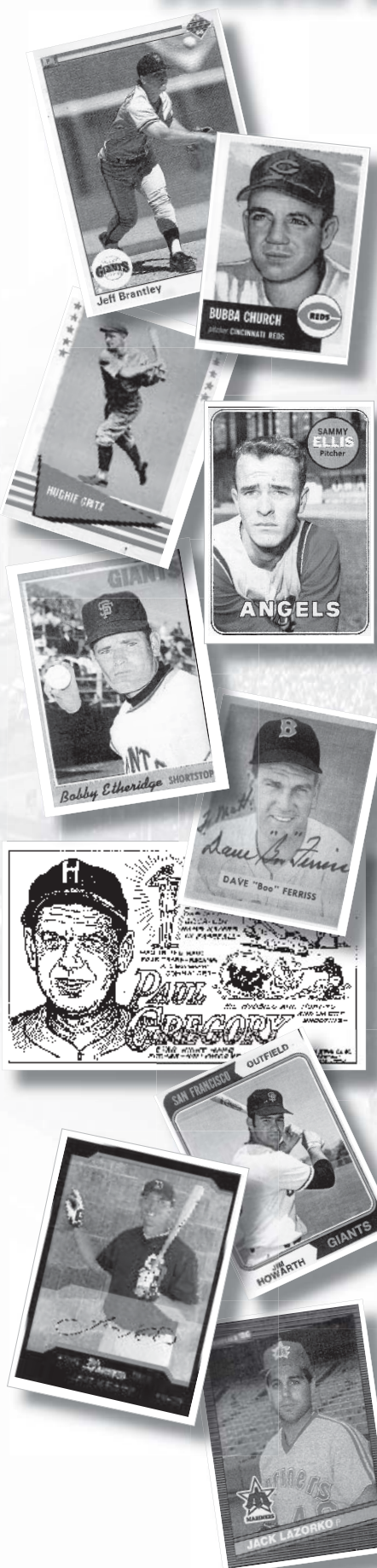
YARBROUGH, Greg..... 1968  
 YEATES, C.W..... 1892-93-95  
 YEATES, E.D..... 1896-97-99  
 YEATES, N. .... 1905  
 YILLING, Fred ..... 1968-69-70  
 YOUNG, Glen..... 1981-82  
 YOUNG, Chris..... 2000-01-02  
 YOUNG, Pete..... 1987-88-89

## — Z —

ZELMER, Dan ..... 1982-83-84

*NOTE: Returning 2010 lettermen shown in bold.*

# DIAMOND DOGS IN MAJOR LEAGUE BASEBALL



## GLEN "LEFTY" BOLTON • 1B

Cleveland (1928)

Career	G	AB	H	HR	RBI	AVG
1 year	4	13	2	0	0	.154

## JIMMY BRAGAN • Coach

Cincinnati (1967-69), Montreal (1970-72), Milwaukee (1976-77)

## JEFF BRANTLEY • P

San Francisco (1988-93), Cincinnati (1994-97), St. Louis (1998), Philadelphia (1999-2000), Texas (2001)

Career	G-GS	W-L	IP	ERA	SO	SV
14 years	615-18	43-46	859.1	3.39	728	172

## ED CHAPMAN • P

Washington (1933)

Career	G-GS	W-L	IP	ERA	SO	SV
1 year	6-1	0-0	8.0	8.00	4	0

## TRAVIS CHAPMAN • 3B

Philadelphia (2003)

Career	G	AB	H	HR	RBI	AVG
1 year	1	1	0	0	0	0

## BUBBA CHURCH • P

Philadelphia (1950-52), Cincinnati (1952-53), Chicago Cubs (1953-55)

Career	G-GS	W-L	IP	ERA	SO	SV
6 years	147-95	36-37	713.1	4.10	274	4

## WILL CLARK • 1B

San Francisco (1986-93), Texas (1994-98), Baltimore (1999-2000), St. Louis (2000)

Career	G	AB	H	HR	RBI	AVG
15 years	1976	7173	2176	284	1205	.303

## HUGH CRITZ • 2B

Cincinnati (1924-30); New York NL (1930-35)

Career	G	AB	H	HR	RBI	AVG
12 years	1478	5930	1591	38	531	.268

## ERIC DUBOSE • P

Baltimore (2002-06), Cleveland (2006)

Career	G-GS	W-L	IP	ERA	SO	SV
5 years	52-27	9-15	188.1	5.21	115	0

## SAMMY ELLIS • P

Cincinnati (1962, 64-67), California (1968), Chicago AL (1969)

Career	G-GS	W-L	IP	ERA	SO	SV
7 years	229-140	63-58	1004.0	4.15	677	18

## BOBBY ETHERIDGE • 3B

San Francisco (1967, 1969)

Career	G	AB	H	HR	RBI	AVG
2 years	96	246	60	2	25	.244

## RAGS FAIRCLOTH • P

Philadelphia (1919)

Career	G-GS	W-L	IP	ERA	SO	SV
1 year	2-0	0-0	2.0	9.00	0	0

## DAVE "BOO" FERRISS • P

Boston (1945-50)

Career	G-GS	W-L	IP	ERA	SO	SV
6 years	144-103	65-30	880.0	3.64	296	8

## MATT GINTER • P

Chicago White Sox (2000-2003), New York Mets (2004), Detroit (2005), Cleveland (2008)

Career	G-GS	W-L	IP	ERA	SO	SV
7 years	96-19	5-7	232.0	5.43	132	1

## ALEX GRAMMAS • Inf-Coach-Mgr

St. Louis (1954-56, 59-62), Cincinnati (1956-58), Chicago NL (1962-63)

Career	G	AB	H	HR	RBI	AVG
10 years	913	2073	512	12	163	.247

Pittsburgh (1965-69), Cincinnati (1970-75), Milwaukee (1976-77), Cincinnati (1978), Atlanta (1979), Detroit (1980-1991)

Year	W-L	Pct.	Team
1969	4-1	.800	Pittsburgh
1976	66-95	.410	Milwaukee
1977	67-95	.414	Milwaukee
Career	137-191	.418	(three seasons)

## PAUL GREGORY • P

Chicago AL (1932-33)

Career	G-GS	W-L	IP	ERA	SO	SV
2 years	56-26	9-14	221.1	4.72	57	0

## BUNN HEARN • P

St. Louis (1910-11), New York Giants (1913), Pittsburgh (1915), Boston (1918-20)

Career	G-GS	W-L	IP	ERA	SO	SV
6 years	66-40	13-24	399.2	3.56	111	0

## JIM HOWARTH • OF

San Francisco (1971-74)

Career	G	AB	H	HR	RBI	AVG
4 years	152	226	49	1	16	.217

## JON KNOTT • OF

San Diego (2004, 2006), Baltimore (2007)

Career	G	AB	H	HR	RBI	AVG
3 years	19	31	6	1	6	.194

## JACK LAZORKO • P

Milwaukee (1984), Seattle (1985), Detroit (1986), California (1987-89)

Year	G-GS	W-L	IP	ERA	SO	SV
6 years	69-15	5-8	222.0	4.22	108	2

## JIM LYLE • P

Washington Senators (1925)

Career	G-GS	W-L	IP	ERA	SO	SV
1 year	1-0	0-0	3.0	6.00	3	0

## CARLTON LOEWER • P

Philadelphia (1998-99), San Diego (2001-03)

Year	G-GS	W-L	IP	ERA	SO	SV
4 years	48-41	10-18	238.1	6.12	118	0

## PAUL MAHOLM • P

Pittsburgh (2005-10)

Seasons	G-GS	W-L	IP	ERA	SO	SV
2005	6-6	3-1	41.3	2.18	26	0
2006	30-30	8-10	176.0	4.76	117	0
2007	29-29	10-15	177.2	5.02	105	0
2008	31-31	9-9	206.1	3.71	139	0
2009	31-31	8-9	194.2	4.44	119	0
2010	32-32	9-15	185.1	5.10	102	0
Career	159-159	47-59	981.1	4.48	608	0

## MSU'S MLB ALL-STARS

- Jeff Brantley: 1 (1990)
- Will Clark: 6 (1988, 1989, 1990, 1991, 1992, 1994)
- Sammy Ellis: 1 (1965)
- Dave "Boo" Ferriss: 1 (1946)
- Buddy Myer: 2 (1935, 1937)
- Rafael Palmeiro: 4 (1988, 1991, 1998, 1999)
- Jonathan Papelbon: 4 (2006, 2007, 2008, 2009)
- Bobby Thigpen: 1 (1990)

# DIAMOND DOGS IN MAJOR LEAGUE BASEBALL

## BRANDON MEDDERS • P

Arizona (2005-08), San Francisco (2009-10)

Seasons	G-GS	W-L	IP	ERA	SO	SV
2005	27-0	4-1	30.1	1.78	31	0
2006	60-0	5-3	71.2	3.64	47	0
2007	30-0	1-2	29.1	4.30	23	0
2008	18-0	1-0	19.2	4.58	8	0
2009	61-0	5-1	68.2	3.01	58	1
2010	14-0	0-0	15.0	7.20	8	0
Career	210-0	16-7	234.2	3.61	175	1

## MONROE MITCHELL • P

Washington (1923)

Career	G-GS	W-L	IP	ERA	SO	SV
1 year	10-6	2-4	41.2	6.48	8	2

## WILLIE MITCHELL • P

Cleveland (1909-16); Detroit (1916-19)

Career	G-GS	W-L	IP	ERA	SO	SV
11 years	276-190	84-92	1632.0	2.88	921	4

## MITCH MORELAND • 1B/OF

Texas (2010)

Career	G	AB	H	HR	RBI	AVG
2010	47	145	37	9	25	.255

## BUDDY MYER • INF

Washington (1925-27), Boston (1927-28), Washington (1929-41)

Career	G	AB	H	HR	RBI	AVG
7 years	1923	7038	2131	38	850	.303

## BOBBY MYRICK • P

New York NL (1976-78), Seattle (1979)

Career	G-GS	W-L	IP	ERA	SO	SV
4 years	82-0	3-6	140.0	3.47	73	2

## RAFAEL PALMEIRO • 1B

Chicago NL (1986-88), Texas (1989-93), Baltimore (1994-98), Texas (1999-2003), Baltimore (2004-05)

Career	G	AB	H	HR	RBI	AVG
20 years	2831	10,472	3,020	569	1835	.288

## JONATHAN PAPELBON, P

Boston (2005-10)

Career	G-GS	W-L	IP	ERA	SO	SV
2005	17-3	3-1	34.0	2.65	34	0
2006	59-0	4-2	68.1	0.92	75	35
2007	59-0	1-3	58.1	1.85	84	37
2008	67-0	5-4	69.1	2.34	46	41
2009	66-0	1-1	68.0	1.85	76	38
2010	65-0	5-7	67.0	3.90	76	37
Career	333-3	19-18	365.0	2.22	422	214

## ADAM PIATT • OF

Oakland (2000-03), Tampa Bay (2003)

Career	G	AB	H	HR	RBI	AVG
4 years	212	521	129	16	65	.248

## JAY POWELL • P

Florida (1995-98), Houston (1998-2001), Colorado (2001), Texas (2002-04), Atlanta (2005)

Career	G-GS	W-L	IP	ERA	SO	SV
11 years	512-0	36-23	542.1	4.17	423	22

## GARY RATH • P

Los Angeles (1998), Minnesota (1999)

Career	G-GS	W-L	IP	ERA	SO	SV
2 years	11-1	0-1	8.0	11.25	5	0

## JIM ROBERTS • P

Brooklyn Robins (1924-25)

Career	G-GS	W-L	IP	ERA	SO	SV
2 years	12-5	0-3	26.1	7.18	10	0

## RAY ROBERTS • P

Philadelphia Athletics (1919)

Career	G-GS	W-L	IP	ERA	SO	SV
1 year	3-2	0-2	14.0	7.71	2	0

## JON SHAVE • 2B

Texas (1993), Minnesota (1998), Texas (1999)

Career	G	AB	H	HR	RBI	AVG
3 years	79	160	46	1	21	.288

## BUCK SHOWALTER • MGR

New York AL (1992-95), Arizona (1998-2000), Texas (2003-06), Baltimore (2010)

Year	W-L	Pct.	Team
1992	76-86	.469	New York Yankees
1993	88-74	.543	New York Yankees
1994	70-43	.619	New York Yankees
1995	79-65	.549	New York Yankees
1998	65-97	.401	Arizona
1999	100-62	.617	Arizona
2000	85-77	.525	Arizona
2003	71-91	.438	Texas
2004	89-73	.549	Texas
2005	79-83	.488	Texas
2006	80-82	.494	Texas
2010	34-23	.596	Baltimore
12 seasons	916-856	.517	

## HOMER SPRAGINS • P

Philadelphia (1947)

Career	G-GS	W-L	IP	ERA	SO	SV
1 year	4	0-0	5.1	6.75	3	0

## CRAIG TATUM • C

Cincinnati (2009)

Seasons	G	AB	H	HR	RBI	AVG
2009	26	68	11	1	6	.162
2010	43	114	32	0	9	.281
Career	69	182	43	1	15	.236

## KEN TATUM • P

California (1969-70), Boston (1971-73), Chicago AL (1974)

Career	G-GS	W-L	IP	ERA	SO	SV
6 years	176	16-12	283.1	2.92	156	52

## BOBBY THIGPEN • P

Chicago AL (1986-93), Philadelphia (1993), Seattle (1994)

Career	G-GS	W-L	IP	ERA	SO	SV
9 years	448-0	31-36	568.2	3.43	367	201

## DEL UNSER • OF

Washington (1968-71), Cleveland (1972), Philadelphia (1973-74), New York NL (1975-76), Montreal (1976-78), Philadelphia (1979-82)

Career	G	AB	H	HR	RBI	AVG
15 years	1799	5215	1344	87	481	.258

## FRED WALTERS • C

Boston (1945)

Career	G	AB	H	HR	RBI	AVG
1 year	40	93	16	0	5	.172

## SID WOMACK • P








Boston Braves (1926)

Career	G	AB	H	HR	RBI	AVG
1 year	1	3	0	0	1	.000

## PETE YOUNG • P







Montreal (1992-93)

Career	G-GS	W-L	IP	ERA	SO	SV
2 years	17-0	1-0	25.2	3.86	13	0



# DIAMOND DOGS IN THE MLB DRAFT

## FIRST ROUND DRAFT PICKS



### 1965 June Class AA Selections

- 6 \*Frank Portera, C (Cardinals)
- 7 \*Frank Chambers, RHP (Orioles)

#### June Regular Phase

- 2 Del Unser, OF\* (Twins)

### 1966 January Secondary Phase

- 3 \*Frank Chambers, RHP (As)
- 4 \*Frank Portera, C (As)
- 4 \*Del Unser, 1B-OF (Pirates)
- 6 Mike Burns, OF (Indians)
- 6 \*Ken Tatum, RHP (Tigers)

#### June Regular Phase

- 3 James Carroll, RHP (Giants)
- 17 Claude Passeau, RHP (Reds)
- 24 Glenn Lusk, 1B (Braves)
- 36 \*Gary Washington, 1B (Yankees)

#### June Secondary Phase

- 1 Del Unser, OF-1B (Senators)
- 2 Ken Tatum, RHP (Angels)
- 5 Frank Portera, C (Braves)
- 6 Frank Chambers, RHP (White Sox)

### 1967 January Secondary Phase

- 2 \*Gary Washington, 1B (Senators)
- 4 Gary Washington, 1B (Yankees)

### 1968 June Regular Phase

- 8 Jim Howarth, OF (Giants)
- 48 Glenn Wallace, RHP (Orioles)

### 1969 June Regular Phase

- 3 John Fletcher, C (Red Sox)
- 21 Manuel Washington, OF (Dodgers)
- 31 Fred Yilling, C (Orioles)

### 1970 June Secondary Phase

- 10 \*Phil Still, 3B (Orioles)

### 1971 June Regular Phase

- 9 Phil Still, 3B (Yankees)
- 2 Bobby Crowell, SS (Expos)

### 1972 June Regular Phase

- 26 \*Ted Milton, OF (Cardinals)

### 1973 January Regular Phase

- 10 Ted Milton, OF (Angels)

### 1974 June Regular Phase

- 13 Wayne Pinkerton, INF (Rangers)

### 1977 January Secondary Phase

- 4 James Harris, RHP (Indians)
- 5 Nat Showalter, OF (Yankees)
- 17 Don Robinson, RHP (Astros)
- 2 \*Jack Lazorko, RHP (Yankees)

### 1978

- 5 Del Bender, OF (Red Sox)
- 11 Jack Lazorko, RHP (Astros)

### 1979

- 25 Ken Kurtz, LHP (Royals)
- 32 Mike Kelley, OF (Cubs)

### 1980

- 26 Perry Cliburn, RHP (Rangers)
- 11 Mark Gillaspie, OF (Padres)
  - 11 Steve Susce, RHP (Pirates)
  - 19 \*Bruce Castoria, 1B (Giants)
  - 20 Don Mundie, RHP (Astros)

### 1981

- 7 Bruce Castoria, 1B (Astros)
- 15 \*Chuck Bartlett, C (Blue Jays)
- 29 Dave Klipstein, OF (Brewers)

### 1983

- 9 Jay Porter, C (Padres)
- 10 Chuck Bartlett, C (Dodgers)

### 1984

- 13 \*Jeff Brantley, RHP (Expos)
- 15 \*Gator Thiesen, SS-2B (Yankees)
- 21 Bob Parker, SS (Astros)

### 1985

- 1 Will Clark, 1B (Giants)
- 1 Rafael Palmeiro, OF (Cubs)
- 4 Bobby Thigpen, RHP (White Sox)
- 6 Jeff Brantley, RHP (Giants)
- 10 Gator Thiesen, 2B (Cardinals)
- 21 Dan Van Cleave, OF (Rangers)
- 22 Gene Morgan, RHP (Royals)

### 1986

- 25 Steve King, RHP (Expos)
- 25 Ray Mullino, RHP (Cubs)

### 1987

- 33 David Mitchell, 1B (Braves)

### 1988

- 24 \*Jody Hurst, OF (Twins)

### 1989

- 6 Pete Young, RHP (Expos)
- 10 Jody Hurst, OF (Tigers)
- 11 Richie Grayum, OF (Cubs)
- 12 Barry Winford, C (Rangers)
- 18 Brad Hildreth, SS (Orioles)
- 41 \*Bobby Reed, RHP (White Sox)
- 56 \*Jon Shave, 2B (Rangers)

### 1989

- 3 Bobby Reed, RHP (Rangers)
- 5 Jon Shave, 2B (Rangers)
- 8 Tommy Raffo, 1B (Miami [Ind.])
- 21 Jim Robinson, C (Cubs)
- 22 John Cohen, OF (Twins)
- 35 \*Tom Quinn, RHP (Padres)

### 1990

- 3 Bobby Reed, RHP (Rangers)
- 5 Jon Shave, 2B (Rangers)
- 8 Tommy Raffo, 1B (Miami)
- 21 Jim Robinson, C (Cubs)
- 22 John Cohen, OF (Twins)
- 35 Tom Quinn, RHP\* (Padres)

### 1991

- 30 Chris George, LHP (Mets)

### 1992

- 1 B.J. Wallace, LHP (Expos)
- 20 Chuck Daniel, RHP (Cubs)
- 44 Charlie Anderson, 2B (Cardinals)

### 1993

- 1 Jay Powell, RHP (Orioles)
- 8 Paul Petrucci, SS (Mets)
- 24 Ron Brown, OF (Marlins)
- 48 \*Ricky Joe Redd, OF (Red Sox)

### 1994

- 1 Carlton Loewer, RHP (Phillies)
- 2 Gary Rath, LHP (Dodgers)
- 44 \*Kyle Kennedy, RHP (Mariners)

### 1995

- 22 Scott Tanksley, RHP (Twins)
- 45 \*Brian Clark, LHP (Cardinals)

### 1996

- 14 David Hooten, RHP (Twins)
- 18 \*Keith Dilgard, RHP (Reds)
- 23 Blake Anderson, C (Rockies)

### 1997

- 1 Eric DuBose, LHP (Athletics)
- 8 Adam Platt, 3B (Athletics)
- 12 \*Brad Freeman, SS (Indians)
- 21 Damian Scioneaux, OF (Rays)
- 47 \*Jeremy Jackson, LHP (Mets)

### 1998

- 7 Brad Freeman, SS (Cardinals)
- 8 Chris Reinike, RHP (Indians)

- 10 Jeremy Jackson, LHP (Royals)

- 15 Richard Lee, 1B (Blue Jays)
- 20 Barry Patton, C (Indians)

### 1999

- 1 Matt Ginter, RHP (White Sox)
- 9 Chris Curry, C (Cubs)
- 9 Hank Thoms, RHP (Red Sox)
- 10 Brian Wiese, OF (Red Sox)
- 25 Chris Lotterhos, 2B (Indians)
- 33 Cliff Wren, 1B (Dodgers)

### 2000

- 9 Mark Freed, LHP (Cubs)
- 17 Travis Chapman, 3B (Phillies)
- 19 Justin Estel, RHP (Expos)
- 20 Ty Martin, 2B (Rangers)
- 21 \*Ryan Carroll, RHP (Red Sox)
- 28 Kevin Donovan, LHP (Phillies)

### 2001

- 9 Brandon Medders, RHP (D'backs)
- 13 \*Tanner Brock, RHP (Reds)
- 15 \*Ryan Carroll, RHP (Red Sox)
- 22 \*Adam Larson, RHP (Orioles)

### 2002

- 18 Chris Young, RHP (Rockies)
- 40 \*Jonathan Papelbon, RHP (Athletics)

### 2003

- 1 Paul Maholm, LHP (Pirates)
- 4 Jonathan Papelbon, RHP (Red Sox)
- 8 Matthew Maniscalco, SS (Rays)
- 13 Matthew Brinson, 1B (Rockies)
- 14 \*Steve Gendron, 3B (Padres)
- 21 \*Todd Nicholas, LHP (Reds)
- 22 Jacob Blakeney, RHP (Braves)
- 23 \*Jon Mungie, OF (Brewers)

### 2004

- 3 Craig Tatum, C (Reds)
- 13 Steve Gendron, SS (Marlins)
- 24 Jeff Lacher, RHP (Marlins)
- 37 \*Jamie Gant, RHP (Expos)
- 44 \*Jon Mungie, OF (Milwaukee)
- 50 \*Saunders Ramsey, RHP (Marlins)

### 2005

- 2 Brad Corley, OF (Pirates)
- 29 Jamie Gant, RHP (Astros)
- 43 \*Brooks Dunn, LHP (White Sox)
- 46 \*Thomas Berkery, INF (Rangers)
- 48 \*Joseph Hunter, OF (Indians)

### 2006

- 23 Brooks Dunn, LHP (Padres)
- 25 Joseph Hunter, INF (White Sox)
- 33 \*Jeffrey Rea, OF (Red Sox)

### 2007

- 1-s Edward Easley, C (Diamondbacks)
- 16 Josh Johnson, RHP (Rays)
- 17 Mitch Moreland, 1B (Rangers)
- 18 Jeffrey Rea, 2B (Cubs)

### 2008

- 3 Aaron Weatherford, RHP (D'backs)
- 12 Brandon Turner, 2B (Marlins)
- 16 Tyler Moore, 1B (Nationals)
- 27 Jeff Flagg, OF (Mets)
- 38 \*Ricky Bowen, RHP (Reds)
- 46 \*Grant Hogue, OF (Reds)

### 2009

- 11 Connor Powers, 1B (Dodgers)
- 35 Grant Hogue, RHP (Reds)
- 43 Ricky Bowen, RHP (Reds)

### 2010

- 21 Connor Powers, 1B (Padres)
- 26 Jet Butler, SS (Mets)
- 34 Tyler Whitney, LHP (Mariners)
- 38 Forrest Moore, LHP (Marlins)

\* Indicates players who did not sign with the club that drafted them. Thomas Berkery, drafted by Texas in 2005, signed with the Rangers in 2006 prior to the 2006 June draft.



# MSU BASEBALL ON NETWORK TELEVISION

DATE	OPPONENT	SCORE	NETWORK	DATE	OPPONENT	SCORE	NETWORK
5-30-81	vs. Michigan (CWS)	W, 4-0	ESPN	4-7-01	at Tennessee	W, 13-5	FOX Sports Net
6-2-81	vs. Arizona State (CWS)	L, 3-4	ESPN	4-13-01	SOUTH CAROLINA	L, 2-6	College Sports Southeast (CSSE)
6-4-81	vs. South Carolina (CWS)	L, 5-6	ESPN	4-20-01	KENTUCKY	W, 10-4	FOX Sports Net
5-6-84	at Alabama	W, 8-2	ESPN	4-28-01	at Florida	L, 2-4	Sunshine Network
4-21-85	Louisiana State	W, 7-4	ESPN	5-16-01	vs. South Carolina (SECT)	W, 2-1	College Sports Southeast (CSSE)
4-28-85	at Alabama	W, 6-4	ESPN	5-17-01	vs. Georgia (SECT)	W, 8-4	College Sports Southeast (CSSE)
5-31-85	vs. Oklahoma State (CWS)	W, 12-3	ESPN	5-19-01	vs. South Carolina (SECT)	L, 6-7	FOX Sports Net
6-3-85	vs. Arkansas (CWS)	W, 5-4	ESPN	5-19-01	vs. South Carolina (SECT)	W, 1-0	FOX Sports Net
6-7-85	vs. Texas (CWS)	L, 7-12	ESPN	5-20-01	vs. Louisiana State (SECT)	W, 4-1	FOX Sports Net
6-8-85	vs. Miami (CWS)	L, 5-6	ESPN	4-5-02	GEORGIA	W, 7-5	Comcast Sports Southeast (CSS)
4-6-87	Ole Miss (12 inn.)	W, 6-5	ESPN	4-6-02	GEORGIA	W, 14-4	FOX Sports Net
4-17-88	Louisiana State	W, 1-0	ESPN	5-3-02	FLORIDA	L, 4-5	Sunshine Network
5-15-88	FLORIDA (Gm 1)	L, 1-3	SportsChannel	5-5-02	FLORIDA	L, 0-4	Sunshine Network
3-25-89	AUBURN (Gm 1)	W, 7-0	SportsChannel	5-18-02	Ole Miss	W, 12-2	FOX Sports Net
3-26-89	AUBURN	W, 11-5	ESPN	5-22-02	vs. Alabama (8 inn.) (SECT)	L, 2-12	Comcast Sports Southeast (CSS)
4-15-89	at Louisiana State (G-1)	W, 4-3	HSE	5-23-02	vs. Georgia (SECT)	W, 10-3	Comcast Sports Southeast (CSS)
4-15-89	at Louisiana State (G-2 - 8 inn.)	W, 4-3	HSE	5-24-02	vs. Florida (SECT)	L, 0-5	FOX Sports Net
4-22-89	FLORIDA (G-1)	W, 4-3	SportsChannel	4-13-03	AUBURN	L, 3-7	Comcast Sports Southeast (CSS)
4-29-89	at Kentucky (G-1)	L, 3-6	SportsChannel	4-26-03	at Florida	W, 6-5	Sunshine Network
5-13-89	vs. Georgia (SECT)	L, 6-15	SportsChannel	5-3-03	LOUISIANA STATE	W, 5-0	FOX Sports Net
3-17-90	Louisiana State (G-1)	L, 5-6	SportsChannel	5-9-03	at Georgia	L, 5-6	Comcast Sports Southeast (CSS)
4-13-90	at Florida (10 inn.)	L, 9-10	ESPN	5-22-03	vs. Ole Miss (15 inn.) (SECT)	W, 5-4	Comcast Sports Southeast (CSS)
4-14-90	at Florida (G-1)	W, 18-4	SportsChannel	5-23-03	vs. Louisiana State (SECT)	L, 2-7	FOX Sports Net
5-19-90	vs. Florida (SECT)	W, 8-2	SportsChannel	5-24-03	vs. Ole Miss (SECT)	W, 4-1	Comcast Sports Southeast (CSS)
5-19-90	vs. Vanderbilt (SECT)	W, 17-9	SportsChannel	4-17-04	vs. Florida	L, 6-16	FOX sports Net
5-20-90	vs. Louisiana State (SECT)	W, 3-1	SportsChannel	4-25-04	at Auburn	L, 5-6	Comcast Sports Southeast (CSS)
6-1-90	vs. Georgia (CWS)	L, 0-3	ESPN	5-23-04	at Alabama	W, 4-1	Comcast Sports Southeast (CSS)
6-3-90	vs. Georgia Southern (CWS)	W, 15-1	ESPN	4-9-05	AUBURN	L, 7-8	FOX Sports Net
6-5-90	vs. Stanford (CWS)	L, 1-6	ESPN	4-15-05	at Georgia	L, 1-5	Comcast Sports Southeast (CSS)
2-9-91	at Louisiana State (ABCA Tourn.)	L, 4-6	ESPN	4-26-05	vs. LSU (SECT)	W, 9-2	Comcast Sports Southeast (CSS)
5-18-91	at Louisiana State (SECT)	L, 2-8	SportsChannel	4-27-05	vs. South Carolina (SECT)	W, 6-2	Comcast Sports Southeast (CSS)
5-18-91	vs. Auburn (SECT)	W, 1-0	SportsChannel	4-28-05	vs. Tennessee (SECT)	W, 3-2	FOX Sports Net
3-29-92	GEORGIA	L, 1-10	SportSouth	4-29-05	vs. Ole Miss (SECT)	W, 4-1	FOX Sports Net
5-9-92	at Louisiana State (G-1)	L, 3-8	HSE	6-4-05	at Miami (NCAAT)	L, 1-4	Comcast Sports Southeast (CSS)
5-9-92	at Louisiana State (G-2)	L, 3-5	HSE	6-5-05	at Miami (NCAAT)	L, 4-10	Comcast Sports Southeast (CSS)
5-10-92	at Louisiana State	L, 3-5	SportSouth	4-1-06	at Alabama	L, 4-5	FOX Sports Net
5-15-93	LOUISIANA STATE (G-1)	W, 4-3	SportSouth	3-18-07	at Florida	W, 14-13	Sun Sports
5-15-93	LOUISIANA STATE (G-2)	L, 2-3	SportSouth	3-23-07	SOUTH CAROLINA	L, 3-20	Comcast Sports Southeast (CSS)
3-26-94	FLORIDA	L, 5-6	SportSouth	3-24-07	SOUTH CAROLINA (10 inn.)	W, 6-5	FOX Sports Net
5-13-94	at Louisiana State	L, 0-3	HSE	3-25-07	SOUTH CAROLINA	L, 3-8	Sportsouth
5-14-94	at Louisiana State	W, 7-4	SportSouth	4-13-07	at Tennessee	W, 4-3	Comcast Sports Southeast (CSS)
3-24-95	at Florida	L, 1-2	SportSouth	4-17-07	vs. Ole Miss	W, 14-9	Comcast Sports Southeast (CSS)
3-25-95	at Florida	L, 2-10	SportsChannel	4-27-07	at Ole Miss	L, 7-17	Comcast Sports Southeast (CSS)
3-26-97	vs. Ole Miss (Mayor's Trophy)	W, 7-3	FOX Sports South	4-28-07	at Ole Miss	., 1-5	FOX Sports Net
3-29-97	at Georgia	W, 14-9	FOX Sports South	4-29-07	at Ole Miss (17 inn.)	W, 4-1	SportSouth
4-26-97	at Ole Miss	W, 5-2	FOX Sports South	5-5-07	AUBURN	W, 11-6	Comcast Sports Southeast (CSS)
5-31-97	vs. Alabama (CWS)	L, 2-3	ESPN2	5-12-07	at Georgia	W, 4-2	Comcast Sports Southeast (CSS)
6-2-97	vs. UCLA (CWS)	W, 7-5	ESPN	5-23-07	vs. Ole Miss (SECT)	L, 1-3	Comcast Sports Southeast (CSS)
6-3-97	vs. Alabama (CWS)	L, 5-9	ESPN	5-24-07	vs. Vanderbilt (SECT)	L, 2-3	Comcast Sports Southeast (CSS)
3-15-98	at Florida	L, 5-6	Sunshine Network	6-2-07	at Florida State (NCAA Reg.)	W, 3-0	Sun Sports
4-1-98	vs. Ole Miss (Mayor's Trophy)	W, 6-2	FOX Sports Net	6-3-07	at Florida State (NCAA Reg.)	W, 9-4	Sun Sports
4-4-98	at Louisiana State	W, 8-3	FOX Sports Net	6-8-07	CLEMSON (NCAA S.R.)	W, 8-6	ESPN
4-10-98	KENTUCKY	W, 3-2	FOX Sports Net	6-9-97	CLEMSON (NCAA S.R.)	W, 8-5	ESPN
5-30-98	vs. Florida (CWS)	W, 14-13	ESPN2	6-15-07	vs. North Carolina (CWS)	L, 5-8	ESPN2
6-1-98	vs. LSU (CWS)	L, 18-10	ESPN	6-17-07	vs. Louisville (CWS)	L, 4-12	ESPN
6-2-98	vs. Southern Cal (CWS)	W, 1-7	ESPN2	3-16-08	OLE MISS	W, 4-0	Comcast Sports Southeast (CSS)
3-31-99	vs. Ole Miss (Mayor's Trophy)	L, 6-10	FOX Sports Net	3-20-08	GEORGIA (10 inn.)	L, 3-5	Comcast Sports Southeast (CSS)
4-24-99	LOUISIANA STATE	W, 7-1	FOX Sports Net	4-30-08	at Alabama	L, 3-4	Comcast Sports Southeast (CSS)
5-9-99	FLORIDA	W, 9-0	Sunshine Network	5-9-08	at Louisiana State	L, 6-15	Cox Communications
3-29-00	vs. Ole Miss	L, 2-3	FOX Sports Net	5-10-08	at Louisiana State	L, 4-16	FOX Sports Net
4-8-00	at South Carolina (11 inn.)	L, 3-4	FOX Sports Net	5-11-08	at Louisiana State	L, 6-9	Cox Communications
4-23-00	at Louisiana State	W, 10-3	College Sports Southeast (CSSE)	5-17-08	ARKANSAS	L, 10-15	FOX Sports Net
4-25-00	at Southern Miss	L, 6-10	Comcast Sports Southeast (CSS)	4-8-09	SOUTHERN MISS	W, 7-6	Comcast Sports Southeast (CSS)
4-26-00	at Southern Miss	W, 8-5	Comcast Sports Southeast (CSS)	4-10-09	at Tennessee	L, 1-6	SportSouth
4-28-00	TENNESSEE	W, 7-3	Comcast Sports Southeast (CSS)	4-11-09	at Tennessee	L, 2-4	SportSouth
4-29-00	TENNESSEE	W, 4-2	Comcast Sports Southeast (CSS)	4-12-09	at Tennessee	W, 10-9	SportSouth
4-30-00	TENNESSEE (11 inn.)	W, 4-3	Comcast Sports Southeast (CSS)	5-9-09	at Ole Miss	W, 11-8	FOX Sports Net/SEC-TV
5-6-00	FLORIDA	L, 6-11	Sunshine Network	5-10-09	at Ole Miss	L, 1-8	Comcast Sports Southeast (CSS)
5-7-00	FLORIDA	W, 12-7	FOX Sports Net/Sunshine Network	3-19-10	at Florida	L, 4-5	FOX Sports-Florida
5-13-00	at Auburn	W, 10-9	FOX Sports Net	3-20-10	at Florida	L, 4-5	Comcast Sports Southeast (CSS)
5-17-00	vs. Alabama (SECT)	L, 3-9	College Sports Southeast (CSSE)	3-21-10	at Florida	L, 1-4	FOX Sports-Florida
5-18-00	vs. Georgia (SECT)	L, 0-5	College Sports Southeast (CSSE)	4-3-10	at South Carolina	W, 8-7	SportSouth
5-26-00	SOUTH ALABAMA (NCAA)	W, 9-2	College Sports Southeast (CSSE)	4-4-10	at South Carolina	L, 2-14	ESPNU
5-26-00	NOTRE DAME (NCAA)	W, 8-1	College Sports Southeast (CSSE)	4-30-10	OLE MISS	L, 2-4	FOX Sports Net/SEC-TV
5-26-00	NOTRE DAME (NCAA)	L, 0-7	College Sports Southeast (CSSE)	5-1-10	OLE MISS	L, 10-12	SportSouth
5-26-00	NOTRE DAME (NCAA)	W, 10-9	College Sports Southeast (CSSE)	5-2-10	OLE MISS	L, 11-19	Comcast Sports Southeast (CSS)
6-2-00	at Clemson (NCAA)	L, 4-11	Comcast Sports Southeast (CSS)	5-20-10	at LSU	L, 13-14	Cox Sports-TV
6-3-00	at Clemson (NCAA)	L, 4-9	Comcast Sports Southeast (CSS)	5-21-10	at LSU	L, 3-17	Cox Sports-TV
3-23-01	LOUISIANA STATE	L, 1-9	Comcast Sports Southeast (CSS)	5-22-10	at LSU	W, 2-1	Comcast-Sports Southeast (CSS)
3-24-01	LOUISIANA STATE	L, 1-7	FOX Sports Net				
3-28-01	vs. Ole Miss (Mayor's Trophy)	W, 15-6	FOX Sports Net				

161 Television Appearances 78-83 (vs. 27 opponents)

2011 BULLDOG BASEBALL

# MSU'S COLLEGE WORLD SERIES TEAMS

## 1971

**Coach: Paul Gregory**  
**32-12 • CWS: 0-2 (t-7th)**  
 Tulsa . . . . . 2-5 L  
 BYU . . . . . 1-3 L



## 1979

**Coach: Ron Polk**  
**48-12 • CWS: 1-2 (t-5th)**  
 Cal State Fullerton . . 6-1 W  
 Texas . . . . . 2-8 L  
 Pepperdine . . . . . 4-5 L

## 1981

**Coach: Ron Polk**  
**48-17 • CWS: 1-2 (t-5th)**  
 Michigan . . . . . 4-0 W  
 Arizona State . . . . . 3-4 L  
 South Carolina . . . . . 5-6 L





## 1985

**Coach: Ron Polk**  
**50-15 • CWS: 2-2 (t-3rd)**  
 Oklahoma State . . . 12-3 W  
 Arkansas . . . . . 5-4 W  
 Texas . . . . . 7-12 L  
 Miami (Fla.) . . . . . 5-6 L



## 1990

**Coach: Ron Polk**  
**50-21 • CWS: 1-2 (t-5th)**  
 Georgia . . . . . 0-3 L  
 Georgia Southern . . . 15-1 W  
 Stanford . . . . . 1-6 L





## 1997

**Coach: Ron Polk**  
**47-21 • CWS: 1-2 (t-5th)**  
 Alabama . . . . . 2-3 L  
 UCLA . . . . . 7-5 W  
 Alabama . . . . . 5-9 L

## 1998

**Coach: Pat McMahon**  
**42-23 • CWS: 1-2 (t-5th)**  
 Florida . . . . . 14-13 W  
 Louisiana State . . . 8-10 L  
 Southern Cal . . . . . 1-7 L



## 2007

**Coach: Ron Polk**  
**38-22 • CWS: 0-2 (t-7th)**  
 North Carolina . . . . 5-8 L  
 Louisville . . . . . 4-12 L

### MSU in the CWS

Alabama . . . . .	0-2
Arkansas . . . . .	1-0
Arizona State . . . . .	0-1
Brigham Young . . . . .	0-1
Cal State Fullerton	1-0
Florida . . . . .	1-0
Georgia . . . . .	0-1
Georgia Southern . . . . .	1-0
Louisiana State . . . . .	0-1
Louisville . . . . .	0-1
Miami . . . . .	0-1
Michigan . . . . .	1-0
North Carolina . . . . .	0-1
Oklahoma State . . . . .	1-0
Pepperdine . . . . .	0-1
South Carolina . . . . .	0-1
Southern Cal . . . . .	0-1
Stanford . . . . .	0-1
Texas . . . . .	0-2
Tulsa . . . . .	0-1
UCLA . . . . .	1-0
Total (21 opponents) . . . . .	7-16

# NCAA POSTSEASON APPEARANCES

## DISTRICT PLAYOFF/REGIONAL TOURNAMENT RESULTS

### 1949 District III

Charlotte, N.C. (1-2)	
Richmond	2-0 W
Wake Forest	3-4 L
Kentucky	2-5 L

### 1953 District III

Durham, N.C. (1-2)	
Duke	3-9 L
Rollins	6-5 W
Duke	4-5 L

### 1965 District III

Gastonia, N.C. (1-2)	
Florida State	6-3 W
Furman	2-5 L
Florida State	2-6 L

### 1966 District III

Gastonia, N.C. (1-2)	
Florida State	4-3 W
North Carolina	4-5 L
Florida State	0-7 L

### 1970 District III

Gastonia, N.C. (2-2)	
Maryland	2-3 L
East Carolina	12-6 W
Maryland	8-4 W
Florida State	4-5 L

### 1971 District III

Gastonia, N.C. (3-1 — 1st)	
Maryland	2-1 W
Miami (Fla.)	7-3 W
Georgia Tech	8-20 L
Georgia Tech	5-2 W

### 1978 South Central

Arlington, Texas (2-2 — 2nd)	
Baylor	0-3 L
Louisiana Tech	6-5 W
Pan American	7-5 W
Baylor	3-6 L

### 1979 South

Starkville, Miss. (4-1 — 1st)	
New Orleans	11-13 L
Tulane	12-4 W
New Orleans	13-10 W
Murray State	8-6 W
Murray State	18-8 W

### 1981 Atlantic

Clemson, S.C. (3-0 — 1st)	
East Tennessee St.	7-6 W
Wichita State	5-1 W
East Tennessee St.	6-5 W

### 1983 Central

Austin, Texas (3-2 — 2nd)	
Tulane	4-2 W
Texas	6-2 W
Pan American	7-5 W
Texas	0-7 L
Texas	3-12 L

### 1984 South II

Starkville, Miss. (3-2 — 2nd)	
South Carolina	1-4 L
New Orleans	11-4 W
Eastern Kentucky	13-8 W
South Carolina	18-9 W
New Orleans	3-6 L

### 1985 South I

Starkville, Miss. (3-1 — 1st)	
West Virginia	10-1 W
New Orleans	8-4 W
Michigan	6-14 L
Michigan	19-8 W

### 1987 Mideast

Starkville, Miss. (1-2 — 4th)	
N.C. State	10-6 W
Texas A&M	4-7 L
Western Carolina	1-8 L

### 1988 South

Starkville, Miss. (2-2 — 2nd)	
Western Carolina	7-4 W
Cal State Fullerton	1-5 L
Middle Tennessee St.	12-4 W
Cal State Fullerton	3-5 L

### 1989 South

Starkville, Miss. (4-2 — 2nd)	
Western Carolina	8-0 W
Nicholls State	11-2 W
North Carolina	1-2 L
Indiana State	11-2 W
North Carolina	6-0 W
North Carolina	1-7 L

### 1990 South II

Starkville, Miss. (4-1 — 1st)	
Brigham Young	16-5 W
Illinois	5-3 W
Florida State	11-8 W
Florida State	9-11 L
Florida State	4-3 W

### 1991 Northeast

Orono, Maine (2-2 — 3rd)	
Towson State	10-4 W
Maine	6-5 W
Clemson	9-10 L
Maine	5-8 L

### 1992 Midwest

Starkville, Miss. (2-2 — 3rd)	
Nicholls State	1-0 W
Oklahoma	9-6 W
Oklahoma	6-10 L
UCLA	2-3 L

### 1993 East

Tallahassee, Fla. (0-2 — t-5th)	
Notre Dame	1-15 L
Long Beach State	1-2 L

### 1996 West

Stanford, Calif. (1-2 — 4th)	
UC Santa Barbara	6-2 W
Stanford	6-8 L
Cal State Northridge	19-20 L

### 1997 Mideast

Starkville, Miss. (5-1 — 1st)	
Ohio State	8-5 W
Washington	4-5 L
Tennessee Tech	25-5 W
Georgia Tech	10-2 W
Washington	7-5 W
Washington	4-3 W

### 1998 Central

College Station, Texas (4-1 — 1st)	
Washington	7-6 W
Texas A&M	3-4 L
Rice	15-14 W
Texas A&M	10-9 W
Texas A&M	11-5 W

### 1999 Columbus

Columbus, Ohio (2-2 — 2nd)	
Nebraska	18-14 W
Ohio State	3-6 L
Nebraska	13-7 W
Ohio State	7-10 L

### 2000 Starkville

Starkville, Miss. (4-1 — 1st)	
South Alabama	9-2 W
Notre Dame	9-1 W
Notre Dame	0-7 L
Notre Dame	10-9 W

### Super Regional Clemson, S.C. (0-2)

Clemson	4-11 L
Clemson	4-9 L

### 2001 Columbus

Columbus, Ohio (3-0 — 1st)	
Kent State	9-8(10) W
Delaware	4-3 W
Kent State	14-4 W

### Super Regional Fullerton, Calif. (0-2)

Cal State Fullerton	2-13 L
Cal State Fullerton	3-9 L

### 2003 Starkville

Starkville, Miss. (2-2 — 2nd)	
Middle Tennessee	10-4 W
North Carolina	5-10 L
Missouri	10-5 W
North Carolina	6-8 (11) L

### 2004 Atlanta

Atlanta, Ga. (1-2 — 3rd)	
Texas Tech	6-10 L
Jacksonville State	7-6 W
Texas Tech	7-17 L

### 2005 Coral Gables

Coral Gables, Fla. (2-2 — 2nd)	
Florida Atlantic	13-2 W
Miami	1-4 L
Florida Atlantic	8-4 W
Miami	4-10 L

### 2006 Clemson

Clemson, S.C. (2-2 — 2nd)	
Elon	4-5 L
UNC Asheville	5-4 W
Elon	12-3 W
Clemson	6-8 L

### 2007 Tallahassee

Tallahassee, Fla. (3-0 — 1st)	
Stetson	6-3 W
Florida State	3-0 W
Florida State	9-4 W

### Super Regional Starkville, Miss. (2-0)

Clemson	8-6 W
Clemson	8-5 W

### MSU IN NCAA DISTRICT III PLAYOFFS

vs. Duke	0-2
vs. East Carolina	1-0
vs. Florida State	2-3
vs. Furman	0-1
vs. Georgia Tech	1-1
vs. Kentucky	0-1
vs. Maryland	2-1
vs. Miami	1-0
vs. North Carolina	0-1
vs. Richmond	1-0
vs. Rollins	1-0
vs. Wake Forest	0-1
<b>vs. 12 Opponents</b>	<b>9-11</b>

### MSU VS. ALL OPPONENTS IN NCAA REGIONALS & SUPER REGIONALS

Baylor	0-2	Florida State	4-1	Middle Tennessee	2-0	Oklahoma	1-1	Towson State	1-0
Brigham Young	1-0	Georgia Tech	1-0	Missouri	1-0	Pan American	2-0	Tulane	2-0
Cal State Fullerton	0-4	Illinois	1-0	Murray State	2-0	Rice	1-0	UCLA	0-1
Cal State Northridge	0-1	Indiana State	1-0	Nebraska	2-0	South Alabama	1-0	Washington	3-1
Cal Santa Barbara	1-0	Jacksonville State	1-0	New Orleans	3-2	South Carolina	1-1	Western Carolina	2-1
Clemson	2-4	Kent State	2-0	Nicholls State	2-0	Stanford	0-1	West Virginia	1-0
Delaware	1-0	Long Beach State	0-1	North Carolina	1-4	Stetson	1-0	Wichita State	1-0
Eastern Kentucky	1-0	Louisiana Tech	1-0	UNC-Asheville	1-0	Tennessee Tech	1-0		
East Tennessee State	2-0	Maine	1-1	North Carolina St.	1-0	Texas	1-2		
Elon	1-1	Miami	0-2	Notre Dame	2-2	Texas A&M	2-2		
Florida Atlantic	2-0	Michigan	1-1	Ohio State	1-2	Texas Tech	0-2		

61-40 vs. 51 opponents

# NCAA REGIONAL TOURNAMENT RECORDS

## TEAM HITTING

### GAMES PLAYED

Series: 6, 1989 South

### AT BATS

Game: 49 vs. Nebraska (5/28/99 Columbus, OH)  
Series: 197, 1989 South (6 games); 1979 South (5 games)

### MOST RUNS

Game: 25 vs. Tennessee Tech (5/24/97 Mideast)  
Series: 62, 1979 South (5 games)

### FEWEST RUNS

Game: 0 vs. Texas (5/29/83, Game one, Central)  
0 vs. Baylor (5/19/78 South Central)  
0 vs. Florida State (1966 District III)  
0 vs. Notre Dame (5/28/00 Starkville)  
Series: 2, 1993 East (2 games)

### MOST HITS

Game: 24 vs. Tennessee Tech (5/24/97 Mideast)  
Series: 76, 1979 South (5 games)

### FEWEST HITS

Game: 3 vs. Baylor (5/19/78 South Central),  
3 vs. Notre Dame (5/28/00 Starkville)  
Series: 13, 1993 East (2 games)

### DOUBLES

Game: 7 vs. A&M (5/23/98 Central)  
Series: 18, 1997 Mideast (6 games)

### TRIPLES

Game: 2 vs. Towson State (5/23/91 Northeast)  
2 vs. Nicholls State (5/26/89 South)  
2 vs. Murray State (5/20/79 South)  
2 vs. Notre Dame (5/27/00 Starkville)  
Series: 5, 1979 South (5 games)

### HOME RUNS

Game: 6 vs. Nebraska (5/28/99 Columbus, Ohio)  
Series: 14, 1984 South II (5 games)

### HIGHEST BATTING AVERAGE

Game: .476 vs Murray State [20-for-42] (5/21/79 South)  
Series: .400 (48 for 120), 1996 West (3 games)

### MOST STRIKEOUTS

Game: 15 vs. Cal State Fullerton (5/29/88 South)  
Series: 44, 1988 South (4 games)

### FEWEST STRIKEOUTS

Game: 1 vs. Oklahoma (5/23/92 Mideast)  
1 vs. Notre Dame (5/28/00 Starkville)  
Series: 10, 2000 Starkville (4 games)

### MOST WALKS

Game: 13 vs. Michigan (5/26/85)  
Series: 40, 1979 South (5 games)

### FEWEST WALKS

Game: 0 vs. Texas A&M (5/24/98 Central)  
0 vs. Ohio State (5/29/99 Columbus, Ohio)  
Series: 3, 1996 West (3 games)

### MOST STOLEN BASES

Game: 8 vs. Pan American (5/21/78 South Central)  
Series: 10, 1979 South (5 games); 1978 South Central (4 gms)

## TEAM PITCHING

### LOWEST ERA

Series: 2.08, 1989 South (6 games)

### MOST INNINGS PITCHED

Game: 12.0 vs. Cal State Fullerton (5/29/88 South)  
Series: 53.1, 1997 Mideast (6 games)

### MOST RUNS ALLOWED

Game: 20 vs. Cal State Northridge (5/25/96 West)  
20 vs. Georgia Tech (1971 District III)  
Series: 41, 1979 South (5 games)

### MOST HITS ALLOWED

Game: 21 vs. Notre Dame (5/27/93 East)  
Series: 62, 1998 Central (5 games)

### FEWEST HITS ALLOWED

Game: 4 vs. Nicholls State [11 inn.] (5/21/92 Mideast)  
4 vs. Western Carolina (5/25/89 South)  
4 vs. North Carolina (5/27/83 Central)  
4 vs. Tulane (5/26/83 Central)

4 vs. South Alabama (5/26/00 Starkville)

4 vs. Notre Dame (5/27/00 Starkville)

Series: 16, 1981 Atlantic (3 games)

### MOST STRIKEOUTS

Game: 19 vs. Nicholls State (5/21/92 Mideast)  
Series: 61, 1997 Mideast (6 games)

### FEWEST STRIKEOUTS

Game: 0 vs. Baylor (5/22/78 South Central)  
Series: 11, 1981 Atlantic (3 games); 1978 South Central (4 gms)

### MOST WALKS

Game: 11 vs. Murray State (5/20/79 South)  
Series: 32, 1979 South (5 games)

### FEWEST WALKS

Game: 0 vs. Washington (5/25/98 Mideast)  
0 vs. UCLA (5/24/92 Mideast)  
Series: 7, 1981 Atlantic (3 games)

### MOST COMPLETE GAMES

Series: 4, 1997 Mideast (6 games)

### MOST SHUTOUTS

Series: 2, 1989 South (6 games)

### MOST SAVES

Series: 3, 1998 Central (5 games)

## INDIVIDUAL HITTING

### GAMES PLAYED

Series: 6, by eight (1997 Mideast)  
Career: 17, Burke Masters (1987, 1988, 1989, 1990)

### AT BATS

Game: 7, Mike Kelley vs. Pan American (5/21/78, South Central)  
Series: 27, Rusty Thoms (1997 Mideast)  
Career: 69, Burke Masters (1987, 1988, 1989, 1990)

### RUNS

Game: 4, by 6 players: last-Matt Brinson vs. Kent State (5/27/01 Columbus, Ohio)

Series: 11, Mike Kelley (1979 South)  
Career: 19, Dan Van Cleve (1983, 1984, 1985)

### HITS

Game: 6, Burke Masters vs. Florida State (5/26/90 South II)  
Series: 14, Burke Masters (1990 South II); Mike Kelley (1979 South)  
Career: 28, Dan Van Cleve (1983, 1984, 1985)

### DOUBLES

Game: 3, Brad Freeman vs. Texas A&M (5/23/98 Central)  
Series: 5, Brad Freeman (1998 Central)  
Career: 8, Brad Freeman (1996, 1997, 1998)

### TRIPLES

Game: 1, by many: last-Matthew Maniscalco vs. Missouri (5/31/03 Starkville)

Series: 2, Mike Kelley (1979 South)  
Career: 2, Will Clark (1983, 1984, 1985)  
2, Brad Winkler (1981, 1983)  
2, Mike Kelley (1978, 1979)

### HOME RUNS

Game: 2, by 8 players: last-Brad Corley vs. Florida Atlantic (6/3/05, Coral Gables, Fla.)

Series: 5, Rafael Palmeiro (1984 South II)  
Career: 8, Rafael Palmeiro (1983, 1984, 1985)

### GRAND SLAMS

Game: 1, Burke Masters vs. Florida State (5/26/90 South II)  
1, Bobby Thigpen vs. Michigan (5/27/85 South I)  
1, John McDonald vs. E. Kentucky (5/25/84 South II)

### RBI

Game: 8, Richard Lee vs. Cal State Northridge (5/26/96 West)  
Series: 10, Will Clark (1984 South II)  
10, Rafael Palmeiro (1984 South II)  
10, John McDonald (1979 South)  
Career: 24, Richard Lee (1996, 1997, 1998)

### BATTING AVERAGE

Game: 1.000 [6-for-6], Burke Masters (5/26/90 South II)  
Series: (min. 10 AB): .727 [8-for-11], Joseph Hunter (2004 Atlanta)  
Series: (min. 15 AB): .647 [11-for-17], Brad Winkler (1983 Central)  
Series: (min. 20 AB): .636 [14-for-22], Burke Masters (1990 South II)  
Career: (min. 40 AB): .431 [28-for-65], Dan Van Cleve (1983, 84, 85)

### STRIKEOUTS

Game: 4, Jason Burkley vs. Delaware (5/26/01 Columbus, Ohio)  
Series: 9, Scott Mitchell (1990 South II)  
Career: 13, Tommy Raffo (1987, 1988, 1989, 1990)  
13, Pete Young (1987, 1988, 1989)  
13, Jody Hurst (1987, 1988, 1989)  
13, Bobby Thigpen (1984, 1985)

### WALKS

Game: 4, Larry Pavlou vs. Louisiana Tech (5/20/78 So. Central)  
Series: 8, Larry Pavlou (1979 South)  
Career: 15, Larry Pavlou (1978, 1979)

### STOLEN BASES

Game: 3, Howie McCann vs. Pan American (5/21/78 South Central)  
Series: 3, Damian Scioneaux (1998 Mideast)  
3, Dan Van Cleve (1985 South I)  
3, Tim Weisheim (1979 South & 1978 South Central)  
3, Howie McCann (1978 South Central)  
Career: 6, Tim Weisheim (1978, 1979)

## INDIVIDUAL PITCHING

### PITCHING APPEARANCES

Series: 3, by 8 players: last: H. Thoms & Scott Polk (1998 Central)  
Career: 9, Jon Harden (1989, 1990, 1991, 1992)

### RELIEF APPEARANCES

Series: 3, by 7: last: Kevin Donovan (1999 Columbus, OH)  
Career: 9, Jon Harden (1989, 1990, 1991, 1992)

### GAMES STARTED

Series: 2, by 13 players: last-Jeremy Jackson (1998 Central)  
Career: 6, Jeff Brantley (1983, 1984, 1985)

### WINS

Series: 2, Kevin Donovan (2000 Starkville, MS)  
2, Eric DuBose (1997 Mideast)  
2, Bobby Reed (1990 South II & 1989 South)  
2, Jeff Brantley (1985 South I)  
Career: 4, Bobby Reed (1989, 1990)

### LOSSES

Series: 2, Jeff Brantley (1984 South II)  
Career: 3, Jeff Brantley (1983, 1984, 1985)

### SAVES

Series: 2, Scott Polk (1998 Central)  
2, Robbin Jeter (1983 Central)  
Career: 2, Scott Polk (1998)  
2, Robbin Jeter (1983)

### ERA

Series: (min. 6 IP): 0.00, B.J. Wallace [14.1 IP] (1992 Mideast)  
0.00, Steve Susce [6.0 IP] (1981 Atlantic)  
Career: (min. 12 IP) 0.45, B.J. Wallace [1ER/20.1 IP] (1990, 1991, 1992)

### COMPLETE GAMES

Series: 2, Eric DuBose (1997 Mideast)  
Career: 3, Eric DuBose (1996, 1997)

### SHUTOUTS

Series: 1, B.J. Wallace vs Nicholls State [11.0 IP] (5/21/92 Mideast)  
Career: 1, B.J. Wallace (1990, 1991, 1992)

### MOST CONSECUTIVE SCORELESS INNINGS

14.1, B.J. Wallace (1992 Mideast)

### INNINGS PITCHED

Game: 11.0, B.J. Wallace vs Nicholls State (5/21/92 Mideast)  
Series: 18.0, Eric DuBose (1997 Mideast)  
Career: 42.2, Jeff Brantley (1983, 1984, 1985)

### MOST HITS ALLOWED

Game: 15, Hank Thoms vs Ohio State (5/29/99 Columbus, Ohio)  
Series: 22, Jeff Brantley (1985 South I)  
Career: 47, Jeff Brantley (1983, 1984, 1985)

### MOST STRIKEOUTS

Game: 19, B.J. Wallace vs Nicholls State (5/21/92 Mideast)  
Series: 22, B.J. Wallace (1992 Mideast)  
Career: 28, Jeff Brantley (1983, 1984, 1985)

### MOST WALKS

Game: 9, Perry Cliburn (5/20/79 South)  
Series: 9, Perry Cliburn (1979 South), 9, Ken Kurtz (1979 South)  
Career: 13, Jon Harden (1989, 1990, 1991, 1992)  
13, Jeff Brantley (1983, 1984, 1985)

1978: CF-Mike Kelley, 1B- Tim Weisheim  
1979: SS-Boyd Conner, OF-Mike Kelley, C-John McDonald (MVP), UT-Larry Pavlou  
1981: P-Steve D'Ercole (MVP), OF-Mark Gillaspie, C-Terry Loe, OF-Brad Winkler  
1983: OF-Brad Winkler  
1984: 1B-Will Clark, OF-Bobby Lock, OF-Rafael Palmeiro, OF-Dan Van Cleve  
1985: Jeff Brantley (MVP), 1B-Will Clark, C-Roark McDonald, P-Gene Morgan, OF-Rafael Palmeiro, 2B-Gator Thiesen, OF-Dan Van Cleve  
1985: 2B-Burke Masters, 1B-John Mitchell, SS-

## NCAA REGIONAL ALL-TOURNAMENT TEAM SELECTIONS

Brad Hildreth  
1988: OF-Jody Hurst, C-Barry Winford  
1989: OF-Tracy Echols, DH-Burke Masters, 1B-Tommy Raffo, P-Bobby Reed, C-Barry Winford, 3B-Pete Young  
1990: OF-Tracy Echols, 3B-Burke Masters (MVP), SS-Jon Shave, 1B-Tommy Raffo, P-Bobby Reed  
1991: 1B-Rob Norman  
1992: OF-Ron Brown, C-Matt Carpenter, SS-

Paul Petrucci, P-B.J. Wallace (co-MVP)

1996: 1B-Richard Lee  
1997: OF-Brooks Bryan, 2B-Travis Chapman, P-Eric DuBose (MVP), C-Barry Patton, 3B-Adam Platt, OF-Rusty Thoms  
1998: OF-Brooks Bryan (MVP), 1B-Richard Lee  
1999: SS-Travis Chapman, OF-Brian Wiese, 1B-Cliff Wren  
2000: 3B-Travis Chapman, P-Mark Freed, OF-Shane Kelly, DH-Ty Martin (MVP), OF-Phillip Willingham, 2B-Daron Wright  
2001: 1B-Matthew Brinson (MVP), 3B-Steve Gendron, P-Paul Maholm, OF-Casey Long  
2003: OF-Brad Corley, P-Jamie Gant, 3B-Steve Gendron, DH-Robby Goodson, SS-Matthew Maniscalco, C-Craig Tatum  
2004: OF-Joseph Hunter  
2005: OF-Jeff Butts, OF-Brad Corley  
2006: DH-Brian LaNifia, C-Joseph McCaskill, OF-Mitch Moreland, P-Justin Pigott  
2007: 3B-Russ Sneed, 2B-Brandon Turner, OF-Jeffrey Rea, P-Justin Pigott (MVP)

# SEC POSTSEASON APPEARANCES

## SEC PLAYOFFS

**1948 (3-0 • 1st)**

Auburn.....	6-2	W
Auburn.....	8-5	W
Auburn.....	4-3	W

**1949 (3-1 • 1st)**

Kentucky.....	6-3	W
Kentucky.....	9-2	W
Kentucky.....	2-3	L
Kentucky.....	7-5	W

**1953 (1-2 • 2nd)**

Georgia.....	2-7	L
Georgia.....	5-3	W
Georgia.....	4-6	L

**1962 (1-2 • 2nd)**

at Florida.....	3-8	L
Florida.....	3-2	W
Florida.....	7-8	L

**1965 (2-1 • 1st)**

Auburn.....	10-1	W
Auburn.....	2-3	L
Auburn.....	2-1	W

**1966 (2-0 • 1st)**

at Tennessee.....	7-4	W
Tennessee.....	9-3	W

**1970 (2-1 • 1st)**

at Tennessee.....	4-8	L
Tennessee.....	4-3	W
Tennessee.....	1-0	W

**1971 (2-1 • 1st)**

Vanderbilt.....	5-1	W
Vanderbilt.....	3-1	W

*NOTE: Mississippi State compiled a 16-7 record (not included in totals below) in the SEC's two-team playoff format utilized until the adoption of the tournament format in 1977.*

## MSU vs. opponents in SEC Tournaments

Opponent	W-L
Alabama.....	3-7
Arkansas.....	0-3
Auburn.....	8-6
Florida.....	6-6
Georgia.....	7-4
Kentucky.....	3-2
LSU.....	7-7
Mississippi.....	7-2
South Carolina.....	6-1
Tennessee.....	2-3
Vanderbilt.....	3-1
<b>25 tournaments</b>	<b>52-42</b>

## SEC TOURNAMENTS

### (FOUR-TEAM FORMAT)

**1977** Oxford, Miss. (1-2 • 3rd)

Florida.....	1-3	L
Vanderbilt.....	15-2	W
Mississippi.....	3-11	L

**1978** Gainesville, Fla. (3-2 • 2nd)

Florida.....	8-3	W
Auburn.....	7-10	L
Georgia.....	9-3	W
Auburn.....	3-2	W
Auburn.....	5-8	L

**1979** Starkville, Miss. (3-0 • 1st)

Kentucky.....	6-5	W
LSU.....	12-5	W
Florida.....	12-11	W

**1981** Starkville, Miss. (1-2 • 3rd)

Kentucky.....	3-2	W
Florida.....	3-8	L
Kentucky.....	2-3	L

**1983** Gainesville, Fla. (2-2 • 2nd)

Tennessee.....	11-20	L
Florida.....	5-3	W
Tennessee.....	9-4	W
Alabama.....	9-10	L

**1984** Gainesville, Fla. (1-2 • 3rd)

Tennessee.....	11-13	L
Alabama.....	8-4	W
Tennessee.....	3-8	L

**1985** Baton Rouge, La. (3-0 • 1st)

Florida.....	8-3	W
Georgia.....	2-0	W
Georgia.....	8-3	W

### (SIX-TEAM FORMAT)

**1987** Athens, Ga. (4-0 • 1st)

Georgia.....	6-5	W
Florida.....	5-4	W
Auburn.....	4-3	W
LSU.....	13-3	W

**1988** Starkville, Miss. (3-2 • 2nd)

Auburn.....	10-7	W
Kentucky.....	6-5	W
Georgia.....	4-2	W
Florida.....	1-3	L
Florida.....	3-5	L

**1989** Gainesville, Fla. (1-2 • t-4th)

Auburn.....	3-5	L
Alabama.....	11-10	W
Georgia.....	6-15	L

**1990** Hoover, Ala. (4-1 • t-1st)

Auburn.....	16-2	W
LSU.....	8-17	L
Florida.....	8-2	W
Vanderbilt.....	17-9	W
LSU.....	3-1	W

**1991** Baton Rouge, La. (2-2 • 3rd)

Alabama.....	15-10	W
LSU.....	2-8	L
Auburn.....	1-0	W
LSU.....	4-9	L

### (EIGHT-TEAM FORMAT)

**1992** New Orleans, La. (1-2 • 5th)

Georgia.....	4-6	L
Auburn.....	4-1	W
Georgia.....	3-6	L

### (SIX-TEAM FORMAT)

**1993** Baton Rouge, La. (3-2 • 2nd)

Arkansas.....	2-5	L
LSU.....	5-3	W
Mississippi.....	3-2	W
Auburn.....	13-10	W
LSU.....	3-7	L

**1994** Oxford, Miss. (2-2 • 3rd)

Mississippi.....	4-1	W
Auburn.....	1-2	L
Mississippi.....	10-2	W
Auburn.....	5-9	L

**1995** Starkville, Miss. (1-2 • 5th)

Auburn.....	1-0	W
LSU.....	6-14	L
Alabama.....	3-6	L

### (EIGHT-TEAM FORMAT)

**1996** Hoover, Ala. (1-2 • 5th)

Vanderbilt.....	8-5	W
Florida.....	5-6 (10)	L
Kentucky.....	1-4	L

**1997** Columbus, Ga. (1-2 • 5th)

South Carolina.....	12-9	W
Alabama.....	3-16	L
Auburn.....	4-5	L

**1998** Hoover, Ala. (2-2 • 4th)

South Carolina.....	9-8	W
Arkansas.....	3-10	L
Louisiana State.....	7-5	W
Arkansas.....	3-7	L

**1999** Hoover, Ala. (2-2 • 4th)

South Carolina.....	7-5 (10)	W
Alabama.....	3-4	L
Mississippi.....	2-0	W
Alabama.....	11-12	L

**2000** Hoover, Ala. (0-2 • t-7th)

Alabama.....	3-9	L
Georgia.....	0-5	L

**2001** Hoover, Ala. (4-1 • 1st)

South Carolina.....	2-1	W
Georgia.....	8-4	W
South Carolina.....	6-7	L
South Carolina.....	1-0	W
LSU.....	4-1	W

**2002** Hoover, Ala. (1-2 • 5th)

Alabama.....	2-12	L
Georgia.....	10-3	W
Florida.....	0-5	L

**2003** Hoover, Ala. (2-2 • 4th)

Mississippi.....	5-4 (12)	W
Louisiana State.....	2-7	L
Mississippi.....	4-1	W
Louisiana State.....	5-17	L

**2005** Hoover, Ala. (4-0 • 1st)

Louisiana State.....	9-2	W
South Carolina.....	6-2	W
Tennessee.....	3-2	W
Mississippi.....	4-1	W

**2007** Hoover, Ala. (0-2 • t-7th)

Mississippi.....	1-3	L
Vanderbilt.....	2-3	L

## SEC ALL-TOURNAMENT SELECTIONS

- 1978 C-Russ Aldrich  
OF-Del Bender  
P-Jack Lazorko  
3B-John McDonald
- 1979 OF-Mike Kelley (MVP)  
OF-Bob Kocol  
P-Ken Kurtz  
C-John McDonald  
1B-Tim Weisheim
- 1981 OF-Mark Gillaspie  
UT-Dave Klipstein  
P-Don Mundie  
3B-Lou Sottile
- 1983 P-Jeff Brantley  
OF-Rafael Palmeiro  
SS-Bob Parker  
2B-Pete White
- 1984 SS-Bob Parker  
DH-Bobby Thigpen
- 1985 P-Jeff Brantley  
C-Roar McDonald  
P-Genie Morgan (MVP)  
3B-John Scott  
2B-Gator Thiesen  
OF-Bobby Thigpen  
OF-Dan Van Cleave
- 1987 P-Terry Ellis  
DH-Richie Grayum  
OF-Jody Hurst  
1B-John Mitchell  
OF-Dan Paradoa (MVP)
- 1988 SS-Brad Hildreth  
1B-Tommy Raffo  
C-Barry Winford
- 1990 P-Jon Harden (MVP)  
3B-Burke Masters  
OF-David Mitchell  
2B-Scott Mitchell  
1B-Tommy Raffo  
P-Bobby Reed
- 1991 3B-Chuck Daniel  
2B-Paul Petruilis  
P-B.J. Wallace
- 1993 DH-Save Hegan  
P-Gary Rath  
OF-Ricky Joe Redd
- 1994 OF-Ricky Joe Redd
- 1995 P-Eric DuBose
- 1996 SS-Brad Freeman
- 1999 P-Tanner Brock  
DH-Travis Chapman  
OF-Jamie Rock
- 2001 DH-Jon Knott  
P-Brandon Medders  
OF-Josh West  
P-Chris Young (MVP)
- 2003 2B-Thomas Berkery  
P-Jamie Gant  
3B-Save Gendron
- 2005 OF-Jeff Butts (MVP)  
P-Todd Doolittle  
2B-Jeffrey Rea

## BULLDOG BASEBALL HISTORY



120 seasons of Mississippi State Baseball

## 1885

**MAY 2** — Mississippi A&M, behind team captain W.J. (Bill) Jennings, defeats Durant 7-2 in the first baseball game in MSU history. Jennings, who holds the distinction of being credited as the first man in Southern college baseball who could throw a curveball, baffles batters from all over the South in claiming A&M's first 12 wins. His composite four-year record, during which time he pitched every game for the Maroons, was a sparkling 12-1.



The 1892 A&M College team was the university's first baseball team outfitted in an official team uniform.

## 1893

**OCTOBER 12** — A&M defeats the University of Mississippi 6-3 in its first intercollegiate baseball game. The schools have met 434 times, easily the longest baseball rivalry for both schools.



In 1909 Willie Mitchell struck out 26 LSU batters en route to registering a perfect game, the first in SEC history.

## 1909

**APRIL 11** — Willie Mitchell hurls the first perfect game in Mississippi A&M history by striking out 26 LSU batters and helping the Maroons slip past the Tigers 1-0 in the second game of a twinbill at Baton Rouge, La. Mitchell finishes with a 6-1 worksheet and dazzles his opponents by striking out 97 batters in 56-1/3 innings. Of his six victories, Mitchell throws one no-hitter, two one-hitters, two two-hitters, and one six-hitter.

## 1918

**APRIL 5-6** — Maroon hurlers R.H. Pepper and J.T. Peatross shut down Mississippi College by tossing back-to-back no-hitters. Pepper opens the two-game series by allowing the Choctaws only four walks in a 5-0 A&M win. But his shining accomplishment is overshadowed the following day as Peatross pitches only the second perfect game in MSU history, downing Mississippi College 1-0.

## 1920

**APRIL 5** — Legendary Dudy Noble Field namesake Clarke Randolph "Dudy" Noble coaches his first game at his alma mater, a 5-3 loss to the University of Illinois. Noble will go on to coach at MSU for 26 years, during which time he compiles a 267-201-9 record and wins three Southern Intercollegiate Conference Championships.



C.R. "Dudy" Noble

## 1924

**MAY 13** — Two baseball rarities occur in the same game during a campus contest against Mississippi. Not only does A&M retire the Rebels on three straight pitches in one inning, but shortstop C.S. (Buddy) Myer gives the Maroons a much-needed boost by cranking out a grand slam to lead his team to a 6-4 victory. Myer's shot is believed to be the first grand slam in the history of MSU. Myer would go

on to play 17 years in the major leagues with Washington and Boston, hitting for a career average of .303.

## 1947

**APRIL 18** — LSU outfielder Joe Bill Adcock launches a shot an estimated 500 feet into the MSU swimming pool at "old" Dudy Noble Field. Adcock would play only one season at LSU before playing 16 years in the major leagues, but his tremendous blow is still talked about by long-time Bulldog baseball fans.

## 1948

**MAY 31** — R.P. "Doc" Patty guides the Bulldogs to their first Southeastern Conference Championship in his initial season as head coach. MSU defeats Auburn in the championship playoff, three games to none, thanks to the efforts of All-SEC outfielder Johnny Grace, who led the Bulldogs with a .375 batting average.

## 1949

**JUNE** — Mississippi State College wins its second consecutive SEC Championship by downing Kentucky three games to one in the title series. All-conference infielder Alex Grammas and brother Pete Grammas were crowd favorites in helping lead the Bulldogs to a 19-6 record. Alex Grammas would go on to play 10 seasons in the National League and later coach for the Detroit Tigers.

## 1965

**MAY 9** — Outfielder Del Unser belts three round-trippers and picks up a double to set a single-game team record for total bases with 14. Unser spreads his blasts around, sending a shot to all three fields as the Bulldogs fall to Mississippi, 10-7. The power outburst gives Unser seven homers, all coming in the last six regular-season games.

## 1965

**MAY 22** — Behind conference hits-leader Mike Burns, the Bulldogs top Auburn in the SEC Championship Series, winning two games out of three. After falling to the Tigers in the series opener, MSU battles back with the strong pitching of Ken Tatum, who leads the Bulldogs to 10-1 and 10-2 victories to claim the conference crown. The title marked the first of four won under the guidance of coaching-great Paul Gregory.

## 1966

**APRIL 2** — Pitcher James Carroll hurls 14 innings of four-hit baseball as he out-duels Alabama's Kenny Stabler, 2-1. All-America outfielder Del Unser scores the winning run with two out in the bottom of the 14th.

## 1966

**MAY 14** — Right-hander Ken Tatum starts on only two days rest and shuts down the Tennessee Volunteers 9-3, giving the Bulldogs their second-straight SEC Championship. The game marked MSU's final appearance at Redbird Park in Columbus, which provided State with a home for two years while their "new" Dudy Noble Field was being built.

## 1970

**MAY 5** — Sophomore left-hander Gene Henderson stymies Arkansas in the nightcap with a no-hit performance that gives the Bulldogs, ranked fifth nationally, a doubleheader sweep over the Razorbacks, 6-0 and 1-0. Henderson, along with conference ERA-leader Dennis Hall (0.63) and wins-leader Brantley Jones (9-0), carries MSU to its fifth SEC title. Mississippi State loses the first game of the best-of-three championship series against Tennessee but rebounds to claim the final two contests, 4-3 and 1-0.



President William Giles (left) presents coach Paul Gregory and the Baseball Bulldogs their 1966 SEC Baseball Championship trophy. Mississippi State won back-to-back SEC titles in 1965 and 1966, the first two of four won during Gregory's 18-year term as skipper of the Baseball Bulldogs.

## 1971

**MAY 14** — All-America third baseman Phil Still and All-SEC pitcher Mike Proffitt help lead the Bulldogs to 5-1 and 3-1 victories over Vanderbilt for their second consecutive SEC Championship on the way to a 32-12 record, and the school's first-ever appearance in the NCAA College World Series. After defeating the Commodores in two straight games for the conference title, MSU then downs Georgia Tech 5-2 in the NCAA District III championship game.

# BULLDOG BASEBALL HISTORY

**1972** APRIL 14 — Dudy Noble Field hosts its first night game thanks to a new lighting system. MSU alumnus E.B. "Dutch" McCool, a former teammate of coach Paul Gregory, donates the lights to his alma mater, allowing the Bulldogs to play games at night when it is more convenient for fans to attend. McCool was one of the original founders of Holiday Inn.

**1976** MARCH 8 — New Mississippi State head coach Ron Polk wins his first game as the Bulldog skipper, 4-0 over Louisiana Tech. MSU finishes the season 28-17, which begins the current streak of 32 consecutive winning seasons for Mississippi State.

**1977** MARCH 19 — Junior outfielder Nat Showalter begins the season with a modest six-game hitting streak in which he hits .700 (14-for-20) on his way to posting the MSU single-season record for batting average. Showalter, who later would skipper the New York Yankees, the Arizona Diamondbacks and the Texas Rangers, hits a gaudy .459 as he garners numerous all-America honors.

**1979** MAY 14 — Down 11-9 with one out in the bottom of the eighth, designated hitter Rick Dixon launches a slider nearly 400 feet over the left-center field fence for a three-run homer in the SEC Championship final. The win gives fourth-year head coach Ron Polk his first conference title in the first SEC Tournament held at Dudy Noble Field.

**1979** MAY 27 — After falling to nationally-ranked New Orleans in the opening game, the Bulldogs successfully sweep through the loser's bracket to claim the NCAA South Regional Championship. An 8-6 win over Murray State in the championship game of the first NCAA regional at Dudy Noble Field lifted MSU to its second appearance all-time in the prestigious NCAA College World Series.

**1981** MARCH 15 — Junior first baseman Bruce Castoria sets a school record and ties the conference mark by driving in 10 runs against UNLV in Las Vegas. Castoria, who would set another school record by cranking four grand slams on the year, hits his second of the season against the Runtin' Rebels, along with a three-run shot, an RBI single and two walks with the bases loaded to account for his runs 10 RBI.

**1981** MAY 24 — State jumps out to an early six-run lead and holds off a late rally by East Tennessee State to win the NCAA Atlantic Regional Championship at Clemson, S.C., 6-5. The Bulldogs would go on to finish fifth nationally at the NCAA College World Series.

**1983** FEBRUARY 25 — Freshman Rafael Palmeiro slaps the first pitch he sees as a

collegian over the right field fence for a three-run homer during the season-opener against Mississippi College. Palmeiro, who would later pile up 3,020 hits and 569 home runs in a remarkable 20-year pro career, proceeds to hit safely in his first 20 games en route to a team-high .406 batting average.

**1983** APRIL 2 — Future major league slugger Will Clark hits his first collegiate home run, an eighth-inning grand slam to straight-away center field, to help lead MSU to a 27-10 pounding over rival Mississippi. The following day, Clark comes in late as a pinch runner and scores the winning run in a 7-6 come-from-behind victory over the Rebels.

**1985** MAY 12 — Behind strong pitching and excellent defense, the Bulldogs overpower the field in three games to win the SEC Tournament at LSU, clinching the title with an 8-3 win over Georgia.

**1985** MAY 27 — MSU tops Michigan 19-8 in the championship game of the NCAA South I

in batting average (.391).

**1987** MARCH 1 — The "new" Dudy Noble Field re-opens its gates to 4,040 fans who brave the chilly weather and experience what is considered by many to be the nicest baseball stadium in all of college baseball. The \$3.5 million showcase consists of 3,700 chairback seats, two 1,500-seat bleachers down each line, and the spacious Joe Phillips Press Box. MSU doesn't disappoint the home crowd, downing Birmingham-Southern 4-1.

**1987** MAY 14 — Freshman center fielder Jody Hurst blasts two homers and Mississippi State scores four runs in the bottom of the ninth to lead the sixth-seeded Bulldogs over top-seeded Georgia, 6-5, in the opening-round of the SEC Tournament in Athens, Ga. MSU swept three games from Alabama in the final regular season series to qualify for the tournament and won four straight SEC Tournament games to claim the championship and earn a spot in an NCAA Regional.


**1988** APRIL 16 — Mississippi State shatters its own NCAA on-campus attendance record (10,619) as 14,378 Bulldog faithful jam Dudy Noble Field for MSU's doubleheader split with LSU. The following evening, State plays its fifth regular-season game ever on ESPN, besting the Tigers 1-0 on the strength of outfielder John Cohen's fifth-inning solo shot to center field.

**1989** APRIL 22 — Mississippi State once again sets the NCAA on-campus attendance record when a crowd of 14,991 witness the Bulldogs' doubleheader sweep of Florida. Junior second baseman Burke Masters caps the evening off in fine fashion by drilling a solo shot into the famous Outfield Terrace during the Bulldogs' final at-bat to lift MSU over the Gators 5-4.

**1989** APRIL 30 — Coach Ron Polk's Bulldogs claim their third SEC Championship in five years and the 10th in school history by winning a 28-16 slug-

fest at Kentucky, setting the single-game team record for most hits (30) and tying the record for most home runs (6). Junior outfielder Tracy Echols ties an SEC record by recording six hits in the contest.

**1989** May 25-28 — Dudy Noble Field hosts its fifth NCAA regional in six years. The 1989 South Regional draws an NCAA-record 56,906 fans during the 11-game event, an average of 5,173 per game.



All-American Will Clark (center) helped point the Bulldogs to their highest finish ever (3rd) in 1985. That highly-celebrated team also featured future pro stars Jeff Brantley, Rafael Palmeiro and Bobby Thigpen.

Regional to earn its third trip to the NCAA College World Series under Ron Polk. Right fielder-relief pitcher Bobby Thigpen, who hit a grand slam in his first-ever at-bat at Dudy Noble Field the year before, shines in his home finale by cranking another bases-loaded blast. MVP Jeff Brantley is among seven Bulldogs named to the 11-member all-tournament team.

**1985** OCTOBER 23 — The United States Baseball Federation names Mississippi State all-American Will Clark the recipient of the Golden Spikes Award, amateur baseball's most prestigious honor. Clark had been the second player taken overall during baseball's June draft by the San Francisco Giants. Clark still ranks as MSU's all-time career leader



State captured its first two SEC baseball titles in 1948 and 1949 playing at the original Dudy Noble Field site, shown in this 1949 photo. Following the 1964 season the bleachers and grandstand were dismantled and moved to the present stadium site to make way for the construction of Dorman Hall.



Team and school officials gathered at Dudy Noble Field on May 4, 1986 to break ground on the new grandstand. Demolition crews needed less than a week to remove the old grandstand and ready the site for construction.

# BULLDOG BASEBALL HISTORY

**1990** MAY 28 — Jon Shave drives in Tommy Raffo with two out in the top of the eighth to cap a three-run rally and give State a 4-3 win over Florida State in the championship game of the **NCAA South II Regional** in Starkville. With the win, MSU earns its fifth trip to the **College World Series** in Omaha, Neb. Five Bulldogs were named to the all-tournament team, including MVP **Burke Masters**, whose dramatic ninth-inning grand slam against Florida State had earlier provided MSU with an 11-8 victory.

**1990** MAY 21 — Left-hander **B.J. Wallace** strikes out 19 Nicholls State batters in 10 innings of work at the **NCAA Midwest Regional** in Starkville, setting a new MSU single-season record with 145 strikeouts. His mark breaks the old record of 136 set by **Jeff Brantley** in 1985. A month later Montreal made Wallace the No. 3 pick in pro baseball's June draft.

**1993** MAY 8 — State plays its 1,000th Southeastern Conference game, defeating in-state rival Mississippi 10-2 in the first game of a double-header at Oxford.

**1994** MARCH 30 — Head coach **Ron Polk** notches his 900th career coaching win as the Bulldogs defeat in-state rival Mississippi in the 15th annual **Mayor's Trophy Game** in Jackson, Miss. Polk became only the 16th college baseball coach all-time and the 13th active Division I coach to have 900 career victories. In his 34 seasons as a head coach, Polk has amassed a 1,350-668-2 career record to rank seventh among college baseball's all-time winningest coaches.

**1994** OCTOBER — Mississippi State's 10-man recruiting class is ranked the nation's best



**NCAA South II Regional MVP Burke Masters is mobbed by fans and media after the Bulldogs downed Florida State 4-3 to clinch a berth in the 1990 NCAA College World Series.**

**1997** APRIL 19 — In ceremonies prior to the Mississippi State-Alabama game, MSU's baseball facility is renamed **Dudy Noble Field, Polk-DeMent Stadium** in honor of coach **Ron Polk** and a longtime MSU baseball fan from Indianola, Miss., the late **Gordon DeMent**. In the game, MSU downs the eventual NCAA runners-up in an 11-10 thriller.

**1997** JUNE 5 — After hosting and winning the **NCAA Midwest Regional** and finishing tied for fifth at the **College World Series** in Omaha, Neb., MSU announces the retirement of head baseball coach **Ron Polk** and introduces **Pat McMahon** as the school's 14th head baseball coach. Polk, remaining on staff with the MSU administration in fund raising, announced August 18 the beginning of a drive to expand seating by more than 1,000 at the MSU stadium, including the addition of 18 skysuites.

**1998** FEBRUARY 17 — Mississippi State launches the coaching era of **Pat McMahon** at Dudy Noble Field, Polk-DeMent Stadium with the Diamond Dogs' season opener against South Alabama. The Jaguars, who eventually advanced to the finals of the 1998 NCAA East Regionals, emerge with a closely-contested 14-13 win in a 12-inning marathon that lasted four hours and 30 minutes. It is the earliest home opener in 108 seasons of Bulldog Baseball.

**1998** MAY 24 — The Bulldogs complete a remarkable late-season surge, downing host Texas A&M 11-5 in the title game of the **NCAA Central Regional** at College Station, Texas, to earn the school's first repeat appearance in the **NCAA College World Series**. State claims one-run wins over Washington, Rice and Texas A&M to reach the regional finals. Earlier, State won eight of its last 11 SEC games, qualifying for the SEC Tournament on the final weekend of the season and earning an at-large berth in the NCAA regionals. In the summer, construction gets underway on the skybox/stadium expansion project at Dudy Noble Field, Polk-DeMent Stadium.

**2000** MAY 28 — **Ty Martin** launches a dramatic solo home run in the bottom of the ninth to give MSU a 10-9 win over Notre Dame in the championship game of **NCAA Starkville Regional**. The tournament attendance (47,365) set an NCAA four-team regional record while the seven-game average (6,766) was the largest for an NCAA regional. Mississippi State set a school record by selling 4,555 season tickets at expanded Dudy Noble Field, Polk-DeMent Stadium.

**2001** MARCH 13 — MSU stages a two-run rally with two outs in the ninth to post a 6-5 win at New Orleans and become the 18th NCAA baseball program to reach the 2,000-win milestone. For the second consecutive year MSU fans break the school season ticket sales record by purchasing 4,585 season tickets.

**2001** MAY 20 — Freshman **Paul Maholm** and sophomore **Chris Young** limit defending NCAA champ LSU to one run as the Bulldogs top the Tigers 4-1 in the championship game of the **2001 SEC Baseball Tournament** in Hoover, Ala. It is the second tournament win in relief for Young, who earns tournament MVP honors.

**2001** JUNE 19 — **Ron Polk**, the winningest coach in SEC history, is named head baseball coach at Mississippi State, replacing four-year MSU skipper **Pat McMahon**, who resigned to become head baseball at Florida. In 2001 Polk capped a two-year term at Georgia and became the second coach in NCAA history to guide teams at three different schools to the **College World Series** when he directed the Bulldogs to an SEC title and a trip to Omaha.

**2005** MAY 29 — Mississippi State defeats in-state rival Mississippi 4-1 to complete a four-game tournament sweep and capture the **2005 SEC Baseball Tournament** at the Hoover Met. It was MSU's sixth SEC Tournament championship and vaulted State on to its ninth NCAA regional tournament in the past 10 seasons.



**MSU's Edward Easley received the 2007 Johnny Bench Award as college baseball's top catcher.**

**2007** JUNE 8-9 — After winning the **NCAA Tallahassee Regional** in three games, Mississippi State hosted its first **NCAA Super Regional** June 8-9, knocking off Clemson 8-6 and 8-5 to earn the school's eighth berth in the **NCAA College World Series**. An **NCAA Super Regional-record 26,335** jammed Dudy Noble Field for the two 11:30 a.m. games televised nationally on ESPN. With a single in MSU's regional-clinching 9-4 win at Florida State, senior second baseman/outfielder **Jeffrey Rea** broke Mississippi State's career hits record, and with four hits at the **College World Series**, Rea finished his career with 335 hits.

**2007** JUNE 27 — In Wichita, Kans., junior catcher **Edward Easley** is named the recipient of the **Johnny Bench Award** as college baseball's best catcher. A supplemental first-round draft pick of the Arizona Diamondbacks, Easley has earlier claimed college baseball's top honor in Mississippi, the **Cellular South Ferriss Trophy**.

**2008** MARCH 27 — Head coach **Ron Polk** announces that the 2008 season, his 29th at Mississippi State and his 35th in collegiate baseball, would be his final season as head coach of the Baseball Bulldogs. The Bulldogs ended the year with a 23-33 mark, the only sub-.500 season of his coaching career, and Polk concluded his career with 1,373 wins, seventh most in NCAA baseball history.

**2008** JUNE 7 — Former State standout **John Cohen** is introduced by Director of Athletics **Greg Byrne** as MSU's 16th head baseball coach. Cohen, with previous coaching stints at Missouri, Northwestern State, Florida and Kentucky, was an All-SEC outfielder at State, helping the Bulldogs set the school-record for wins (54) en route to the 1989 SEC baseball championship.



**With an 11-4 win over Delta State in 1997 Bulldog skipper Ron Polk became the 16th college coach to reach the 1,000-win milestone.**

by *Collegiate Baseball* magazine, the highest ranking by a class of MSU baseball newcomers ever.

**1995** JANUARY 7 — Mississippi State head coach **Ron Polk** is inducted into the **American Baseball Coaches Association Hall of Fame**. Polk joins 160 other all-time amateur baseball coaching greats enshrined in the ABCA Hall of Fame, coach C.R. "Dudy" Noble, inducted in 1967, and **Paul Gregory**, who joined the group in 1977.

**1996** MAY 23-25 — State returns to the **NCAA** postseason playoffs after a two-year absence, traveling to Palo Alto, Calif., to compete in the **NCAA West Regional**. Sophomore ace lefty **Eric DuBose**, who fanned 174 batters in 1996 to establish an MSU single-season strikeout record, went the distance in MSU's 6-2 win over California-Santa Barbara.

**1997** FEBRUARY 27 — With MSU's 11-4 win over Delta State at Dudy Noble Field, coach **Ron Polk** becomes the 16th college coach to reach 1,000 career wins.

# YEAR-BY-YEAR RESULTS (1885 to 2010)

## 1885 (3-0)

at Durant ..... 7-0 .. W  
 at Columbus ..... 10-5 .. W  
 BROOKVILLE ..... 32-7 .. W

## 1886 (2-0)

WEST POINT ..... 10-7 .. W  
 at Columbus ..... 17-5 .. W

## 1887 (2-0)

WEST POINT ..... 35-22 .. W  
 BROOKVILLE ..... 11-9 .. W

## 1888 (5-1)

BROOKVILLE ..... 11-4 .. W  
 BROOKVILLE ..... 9-2 .. W  
 WEST POINT ..... 8-1 .. W  
 WEST POINT ..... 14-9 .. W  
 WEST POINT ..... 16-4 .. W  
 at Kosciusko ..... 0-14 .. L

### C.G. Creelman (1889-1896)

**Overall: 15-2-3 (.825)**

## 1889 (3-0)

WEST POINT ..... 9-1 .. W  
 At Columbus ..... 11-9 .. W  
 BROOKVILLE ..... 14-8 .. W

## 1890 (4-0)

at West Point ..... 9-8 .. W  
 COLUMBUS ..... 10-4 .. W  
 vs. Columbus (Booneville) ..... 10-2 .. W  
 BROOKVILLE ..... 13-9 .. W

## 1891 (3-0)

BROOKVILLE ..... 12-11 .. W  
 at West Point ..... 9-7 .. W  
 COLUMBUS ..... 17-2 .. W

## 1892 (2-0)

at Columbus ..... 7-5 .. W  
 COLUMBUS ..... 16-4 .. W

## 1893 (2-0-2)

OLE MISS ..... 6-3 .. W  
 at Columbus ..... 7-2 .. W  
 at Ole Miss ..... 1-1 .. T  
 CANTON ..... 5-5 .. T

## 1894 (no team)

## 1885 (1-1)

at Ole Miss (11 inn.) ..... 5-5 .. T  
 Y&MV RR ..... 13-8 .. W

## 1886 (0-2)

at Alabama ..... 3-9 .. L  
 at Alabama ..... 2-11 .. L

## 1897 (2-1)

ST. THOMAS HALL ..... 12-7 .. W  
 vs. Ole Miss (Columbus, Miss.) ..... 5-2 .. W  
 at Ole Miss (forfeited) ..... 0-9 .. L

## 1898 (no team)

## 1899 (1-1)

JEFFERSON MILITARY ACAD. 7-2 .. W  
 JEFFERSON MILITARY ACAD. 4-11 .. L

## 1900 (no team)

## 1901 (no team)

### S.W. Scales (1902)

**Overall: 5-1 (.833)**

## 1902 (5-1)

at Columbus Greys ..... 12-2 .. W  
 JEFFERSON COLLEGE ..... 8-2 .. W  
 JEFFERSON COLLEGE ..... 5-7 .. L  
 at Jackson ..... 10-5 .. W  
 at Mississippi College ..... 7-2 .. W  
 at Mississippi College ..... 10-4 .. W

## 1903 (9-3)

STARKVILLE ..... 9-11 .. L  
 at Jackson ..... 6-2 .. W  
 at Jackson ..... 5-4 .. W  
 at Mississippi College ..... 5-7 .. L  
 at Mississippi College ..... 7-2 .. W  
 at Chamberlain-Hunt Acad. .... 7-2 .. W  
 at Chamberlain-Hunt Acad. (10 inn.) 3-2 .. W  
 at Jefferson College (Natchez) .. 7-6 .. W  
 at Jefferson College (Natchez) .. 16-4 .. W  
 at S.P.U. (Meridian) ..... 7-6 .. W  
 at S.P.U. (Meridian) ..... 5-11 .. L  
 STARKVILLE ..... 12-3 .. W

## 1904 (6-5)

at Alabama ..... 3-6 .. L  
 at Alabama ..... 3-8 .. L  
 at Alabama ..... 2-5 .. L  
 TULANE ..... 12-0 .. W  
 TULANE ..... 9-6 .. W  
 vs. Tulane (Columbus) ..... 3-5 .. L  
 UNIV. OF NASHVILLE ..... 3-2 .. W  
 UNIV. OF NASHVILLE ..... 7-3 .. W  
 vs. Ole Miss (Columbus) ..... 11-10 .. W  
 vs. Ole Miss ..... 4-7 .. L  
 vs. Ole Miss ..... 4-3 .. W

### S.A. Jehl (1905)

**Overall: 11-5 (.688)**

## 1905 (11-5)

at Southwestern Baptist ..... 9-1 .. W  
 at Southwestern Baptist ..... 3-5 .. L  
 at Southwestern Baptist ..... 7-0 .. W  
 TULANE ..... 11-4 .. W  
 TULANE ..... 4-0 .. W  
 TULANE ..... 1-3 .. L  
 SOU. UNIVERSITY (Greensboro, Ala.) 10-2 .. W  
 SOU. UNIVERSITY (Greensboro, Ala.) 8-0 .. W  
 at La. Industrial Institute ..... 5-0 .. W  
 at La. Industrial Institute ..... 7-1 .. W  
 at La. Industrial Institute ..... 6-2 .. W  
 at Mississippi College ..... 4-11 .. L  
 at Mississippi College ..... 1-0 .. W  
 at Ole Miss ..... 6-5 .. W  
 vs. Ole Miss (Kosciusko) ..... 6-7 .. L  
 vs. Ole Miss (Kosciusko) ..... 7-8 .. L

### Bert Noblett (1906)

**Overall: 9-8-1 (.528)**

## 1906 (9-8-1)

at Meridian (Cotton States League) .. 1-4 .. L  
 at Meridian (Cotton States League) .. 2-4 .. L  
 at Meridian (Cotton States League) .. 2-7 .. L  
 JEFFERSON MILITARY ACAD. 12-0 .. W  
 JEFFERSON MILITARY ACAD. 1-0 .. W  
 SOUTHERN UNIV. (Greensboro, Ala.) 1-9 .. L  
 SOUTHERN UNIV. (Greensboro, Ala.) 4-3 .. W  
 SOUTHERN UNIV. (Greensboro, Ala.) 4-0 .. W  
 at Alabama ..... 0-1 .. L  
 at Alabama ..... 5-4 .. W  
 at Alabama ..... 1-1 .. T  
 CHAMBERLAIN-HUNT ACAD. 2-0 .. W  
 at Ole Miss ..... 7-11 .. L  
 at Ole Miss ..... 9-5 .. W  
 vs. Ole Miss (Kosciusko) ..... 5-4 .. W  
 OUACHITA COLLEGE ..... 3-0 .. W  
 OUACHITA COLLEGE ..... 2-8 .. L  
 OUACHITA COLLEGE ..... 1-3 .. L

### F.P. Plass (1907-08)

**Overall: 27-19-2 (.583)**

## 1907 (8-6)

JEFFERSON MILITARY ACAD. 2-0 .. W  
 JEFFERSON MILITARY ACAD. 4-0 .. W  
 JEFFERSON MILITARY ACAD. 1-0 .. W  
 LSU ..... 0-1 .. L  
 LSU ..... 5-9 .. L  
 LSU ..... 4-3 .. W  
 MISSISSIPPI COLLEGE ..... 5-2 .. W  
 MISSISSIPPI COLLEGE ..... 2-0 .. W  
 MISSISSIPPI COLLEGE ..... 4-1 .. W  
 TEXAS A&M ..... 3-0 .. W  
 TEXAS A&M ..... 1-10 .. L  
 OLE MISS ..... 0-4 .. L  
 OLE MISS ..... 0-3 .. L  
 OLE MISS ..... 7-8 .. L

## 1908 (19-13-2)

at Columbus ..... 12-2 .. W  
 at Columbus ..... 4-0 .. W  
 COLUMBUS ..... 9-2 .. W  
 COLUMBUS ..... 6-1 .. W  
 COLUMBUS ..... 2-4 .. L  
 at Southern Univ. (Greensboro, Ala.) 6-5 .. W  
 at Southern Univ. (Greensboro, Ala.) 0-0 .. T  
 at Southern Univ. (Greensboro, Ala.) 4-5 .. L  
 at Auburn ..... 4-5 .. L  
 at Auburn ..... 4-6 .. L  
 at Auburn ..... 4-6 .. L  
 at Mercer University ..... 1-2 .. L  
 at Mercer University ..... 4-6 .. L  
 at Mercer University ..... 0-7 .. L  
 at Marion Military Institute ..... 3-4 .. L  
 at Marion Military Institute ..... 1-5 .. L  
 at Marion Military Institute (11 inn.) 0-0 .. T  
 MISSISSIPPI COLLEGE ..... 1-0 .. W  
 MISSISSIPPI COLLEGE ..... 8-1 .. W  
 MISSISSIPPI COLLEGE ..... 5-0 .. W  
 DRURY COLLEGE ..... 5-3 .. W  
 DRURY COLLEGE ..... 8-0 .. W  
 DRURY COLLEGE ..... 7-2 .. W  
 OUACHITA COLLEGE ..... 0-7 .. L  
 OUACHITA COLLEGE ..... 12-1 .. W  
 OUACHITA COLLEGE ..... 2-0 .. W  
 SOU. PRESBYTERIAN UNIV. 5-1 .. W  
 SOU. PRESBYTERIAN UNIV. 0-1 .. L  
 SOU. PRESBYTERIAN UNIV. 2-0 .. W  
 at Ole Miss ..... 2-3 .. L  
 at Ole Miss ..... 3-0 .. W  
 LSU ..... 2-1 .. W  
 LSU ..... 7-4 .. W  
 LSU ..... 3-0 .. W

### Dolly Stark (1909)

**Overall: 22-4 (.846)**

## 1909 (22-4)

JEFFERSON MILITARY ACAD. 6-9 .. L  
 JEFFERSON MILITARY ACAD. 14-1 .. W  
 JEFFERSON MILITARY ACAD. 4-1 .. W  
 at Mississippi College ..... 6-2 .. W  
 at Mississippi College ..... 6-3 .. W  
 at Mississippi College ..... 2-8 .. L  
 at LSU ..... 0-3 .. L  
 at LSU ..... 4-1 .. W  
 at LSU ..... 1-0 .. W  
 HOWARD COLLEGE ..... 9-1 .. W  
 HOWARD COLLEGE ..... 5-0 .. W  
 HOWARD COLLEGE ..... 7-1 .. W  
 at Sou. Presbyterian Univ. .... 3-0 .. W  
 at Sou. Presbyterian Univ. .... 11-2 .. W  
 at Sou. Presbyterian Univ. .... 4-0 .. W  
 at Cumberland University ..... 0-1 .. L  
 at Cumberland University ..... 3-1 .. W  
 at Cumberland University ..... 2-1 .. W  
 vs. Nashville Univ. (Columbus) ..... 3-2 .. W  
 vs. Nashville Univ. (Columbus) ..... 6-0 .. W  
 CUMBERLAND UNIVERSITY .. 2-0 .. W  
 CUMBERLAND UNIVERSITY .. 5-0 .. W  
 CUMBERLAND UNIVERSITY .. 4-0 .. W  
 OLE MISS ..... 3-0 .. W  
 OLE MISS ..... 11-4 .. W  
 OLE MISS ..... 1-0 .. W



# YEAR-BY-YEAR RESULTS (1885 to 2010)

## W.D. Chadwick

(1910-18)

Overall: 120-72-9 (.619)

### 1910 (16-11)

BIRMINGHAM SOU. COLLEGE	1-4	L
BIRMINGHAM SOU. COLLEGE	7-2	W
BIRMINGHAM SOU. COLLEGE	5-1	W
MARION MILITARY INSTITUTE	5-0	W
MARION MILITARY INSTITUTE	7-2	W
MARION MILITARY INSTITUTE	8-1	W
at Birmingham Sou. College	7-3	W
at Birmingham Sou. College	5-3	W
at Birmingham Sou. College	1-3	L
at Southern Univ. [Greensboro, Ala.]	14-0	W
at Southern Univ. [Greensboro, Ala.]	7-0	W
at Southern Univ. [Greensboro, Ala.]	1-2	L
TULANE	4-1	W
SOU. PRESBYTERIAN UNIV.	0-1	L
SOU. PRESBYTERIAN UNIV.	0-1	L
SOU. PRESBYTERIAN UNIV.	2-1	W
MERIDIAN [Cotton States League]	2-0	W
MERIDIAN [Cotton States League]	3-4	L
at Cumberland University	4-5	L
at Cumberland University	6-5	W
at Cumberland University	5-7	L
at Sou. Presbyterian Univ.	8-0	W
at Sou. Presbyterian Univ.	17-1	W
at Sou. Presbyterian Univ.	7-0	W
at Ole Miss	2-3	L
vs. Ole Miss (Greenville)	3-12	L
vs. Ole Miss (Greenville)	1-3	L

### 1911 (16-7)

at Mississippi College	5-2	W
at Mississippi College	2-1	W
at Mississippi College	2-5	L
ALABAMA POLYTECHNIC INST.	3-5	L
ALABAMA POLYTECHNIC INST.	6-0	W
ALABAMA POLYTECHNIC INST.	1-2	L
at Tulane	5-4	W
at Millsaps College	2-1	W
at Alabama	1-6	L
at Alabama	3-4	L
at Alabama	4-1	W
MISSISSIPPI COLLEGE	6-2	W
MISSISSIPPI COLLEGE	5-0	W
MISSISSIPPI COLLEGE	4-3	W
LSU	1-0	W
LSU	1-2	L
LSU	5-1	W
CUMBERLAND UNIVERSITY	2-0	W
CUMBERLAND UNIVERSITY	3-1	W
CUMBERLAND UNIVERSITY	3-2	W
OLE MISS	0-3	L
OLE MISS	7-2	W
OLE MISS	3-2	W

### 1912 (14-8-1)

at Millsaps College	21-5	W
at Millsaps College	5-0	W
at Jackson [Cotton States League]	2-0	W
ALABAMA	2-1	W
ALABAMA	0-4	L
ALABAMA	4-5	L
at Auburn	4-6	L
at Auburn	9-10	L
at Auburn	1-2	L
at Mercer University	3-4	L
at Mercer University	0-0	T
at Mercer University	3-2	W
LSU	6-5	W
LSU	5-3	W
LSU	2-0	W
MISSISSIPPI COLLEGE	6-2	W
MISSISSIPPI COLLEGE	4-8	L
SOU. PRESBYTERIAN UNIV.	3-1	W
SOU. PRESBYTERIAN UNIV.	9-2	W

SOU. PRESBYTERIAN UNIV.	4-0	W
at Ole Miss	5-4	W
at Ole Miss	5-6	L
vs. Ole Miss (Meridian)	6-1	W

vs. Auburn	3-0	W
vs. Auburn	4-3	W
vs. Auburn	1-1	T

at Mississippi College	2-3	L
at Mississippi College	10-0	W
at Ole Miss	4-2	W
at Ole Miss	3-4	L
at Howard College	5-0	W
at Howard College	13-18	L
at Alabama	3-6	L
at Alabama	4-14	L
GEORGIA TECH	2-6	L
GEORGIA TECH	2-1	W
OLE MISS	7-3	W
OLE MISS	5-3	W

### 1913 (16-9-3)

ILLINOIS	5-6	L
ILLINOIS	7-7	T
COLUMBUS [Cotton States League]	7-3	W
MERIDIAN [Cotton States League]	2-4	L
MARION MILITARY INSTITUTE	7-1	W
MARION MILITARY INSTITUTE	2-1	W
TULANE	6-2	W
TULANE	9-1	W
at Alabama	4-5	L
at Alabama	1-2	L
MILLSAPS COLLEGE	9-4	W
MILLSAPS COLLEGE	4-8	L
MILLSAPS COLLEGE	10-1	W
MILLSAPS COLLEGE	9-2	W
at LSU	10-2	W
at LSU	7-4	W
at LSU	11-7	W
at Tulane (10 inn.)	6-7	L
at Tulane	5-1	W
ALABAMA (10 inn.)	3-4	L
ALABAMA	6-6	T
ALABAMA	3-8	L
MISSISSIPPI COLLEGE (10 inn.)	3-9	L
MISSISSIPPI COLLEGE	3-8	L
MISSISSIPPI COLLEGE	3-1	W
VANDERBILT	10-11	L
VANDERBILT	8-2	W
VANDERBILT	3-2	W

### 1914 (11-9-2)

MARION MILITARY INSTITUTE	6-5	W
MILLSAPS COLLEGE	6-5	W
MILLSAPS COLLEGE	5-3	W
MISSISSIPPI COLLEGE	10-3	W
MISSISSIPPI COLLEGE	1-2	L
OUACHITA COLLEGE	5-1	W
OUACHITA COLLEGE	1-3	L
MERCER UNIVERSITY	5-2	W
MERCER UNIVERSITY	6-7	L
at Millsaps College	5-0	W
at Mississippi College	5-5	T
at Mississippi College	6-7	L
GEORGIA TECH	9-1	W
OLE MISS	4-3	W
OLE MISS	0-4	L
vs. Ole Miss (Columbus)	2-6	L
vs. Ole Miss (Jackson)	3-4	L
vs. Alabama (Meridian)	10-9	W
vs. Alabama (Meridian)	4-2	W
VANDERBILT	4-8	L
VANDERBILT	3-9	L
VANDERBILT	3-3	T

### 1915 (12-3-2)

HOWARD COLLEGE	7-5	W
HOWARD COLLEGE (4 inn.)	4-7	L
HOWARD COLLEGE (5 inn.)	9-5	W
vs. Vanderbilt (Columbus, 10 inn.)	2-2	T
ILLINOIS	2-12	L
ILLINOIS	4-9	L
MISSISSIPPI COLLEGE	4-3	W
MISSISSIPPI COLLEGE	3-1	W
at Mercer University	4-5	L
at Mercer University	7-5	W
at Georgia Tech	6-8	L
at Georgia Tech	7-5	W
at Georgia	0-3	L
at Georgia	0-4	L
LSU	3-2	W
LSU	4-1	W
SEWANEE	3-1	W
SEWANEE	4-0	W
vs. Alabama (Columbus)	1-7	L
vs. Alabama (Columbus)	1-2	L

### 1916 (11-7)

HOWARD COLLEGE	8-1	W
HOWARD COLLEGE	9-5	W
ILLINOIS	3-1	W
ILLINOIS	3-6	L
vs. Mississippi College	1-0	W
vs. Mississippi College	12-2	W
GEORGIA	9-0	W
GEORGIA	7-13	L
at Ole Miss	5-8	L
at Ole Miss	3-1	W
at Auburn	2-5	L
at Auburn	1-3	L
at Auburn	4-5	L
OLE MISS	4-3	W
OLE MISS (10 inn.)	7-6	W
vs. Sewanee (Columbus, 10 inn.)	6-7	L
vs. Sewanee (Columbus)	8-7	W
vs. Sewanee	5-2	W

### 1917 (14-3-2)

HOWARD COLLEGE	6-0	W
HOWARD COLLEGE	4-7	L
HOWARD COLLEGE	8-0	W
ILLINOIS	1-5	L
ILLINOIS	4-3	W
at Alabama	2-9	L
at Alabama	11-9	W
LSU (12 inn.)	0-0	T
LSU	5-2	W
SEWANEE (10 inn.)	1-0	W
SEWANEE	14-2	W
MISSISSIPPI COLLEGE	8-1	W
MISSISSIPPI COLLEGE	3-1	W
OLE MISS	2-0	W
vs. Ole Miss	5-4	W
vs. Ole Miss (Tupelo, 14 inn.)	0-0	T
at Ole Miss	12-3	W
TENNESSEE	8-2	W
TENNESSEE	7-4	W

### 1918 (10-8)

ILLINOIS	4-6	L
ILLINOIS	1-0	W
MISSISSIPPI COLLEGE	5-0	W
MISSISSIPPI COLLEGE	1-0	W
at LSU	2-1	W
at LSU	5-11	L
at Mississippi College	9-1	W
at Mississippi College	4-0	W
LSU	0-1	L
LSU	0-1	L
SEWANEE	11-1	W
SEWANEE	14-0	W
ALABAMA	2-3	L
ALABAMA (11 inn.)	2-1	W
OLE MISS	0-2	L
vs. Ole Miss (Columbus)	7-3	W
vs. Ole Miss (West Point)	1-4	L
at Ole Miss	0-7	L

## S.L. Robinson

(1919)

Overall: 11-7 (.611)

### 1919 (11-7)

HOWARD COLLEGE	4-3	W
HOWARD COLLEGE	7-4	W
MISSISSIPPI COLLEGE	8-0	W
MISSISSIPPI COLLEGE	11-1	W
VANDERBILT	8-2	W
VANDERBILT	10-8	W



## C.R. "Dudy" Noble

(1920-47)

Overall: 267-201-9 (.569)  
SIAA/SEC: 70-82 (.461)

### 1920 (8-8 • 6-6)

ILLINOIS	3-5	L
ILLINOIS	2-3	L
MISSISSIPPI COLLEGE	6-3	W
MISSISSIPPI COLLEGE	1-0	W
* HOWARD COLLEGE	3-2	W
* HOWARD COLLEGE (10 inn.)	1-2	L
* ALABAMA	4-1	W
* ALABAMA	2-3	L
* at Vanderbilt	4-2	W
* at Vanderbilt	6-3	W
* at Howard College	5-8	L
* at Howard College	2-7	L
* OLE MISS	3-0	W
* OLE MISS	3-0	W
* at Ole Miss	3-4	L
* at Ole Miss	4-5	L

### 1921 (13-8 • 6-6)

ILLINOIS	7-1	W
ILLINOIS	1-7	L
BIRMINGHAM SOU. COLLEGE	5-2	W
BIRMINGHAM SOU. COLLEGE	6-0	W
at Mississippi College	1-5	L
at Mississippi College	1-5	L
at Millsaps College	9-0	W
* at LSU (10 inn.)	1-0	W
* at LSU	6-0	W
* at Ole Miss (7 inn.)	1-4	L
* at Ole Miss	7-2	W
* ALABAMA	5-1	W
* ALABAMA	1-0	W
* OLE MISS	3-6	L
* OLE MISS	3-2	W
OGLETHORPE COLLEGE	1-8	L
OGLETHORPE COLLEGE	2-1	W
* at Alabama	4-12	L
* at Alabama	6-5	W
MISSISSIPPI COLLEGE	1-6	L
MISSISSIPPI COLLEGE	6-5	W

### 1922 (16-6-3 • 7-1)

at LSU	9-5	W
at LSU	5-6	L
at Spring Hill College	14-5	W
at Spring Hill College	0-7	L
ILLINOIS	6-6	T
ILLINOIS	3-9	L
WISCONSIN	6-6	T
WISCONSIN	6-1	W
at Tennessee	6-4	W
at Vanderbilt	6-3	W
at Vanderbilt	9-3	W

# YEAR-BY-YEAR RESULTS (1885 to 2010)

at Sewanee	6-0	W
at Sewanee	2-1	W
TEXAS	1-3	L
TEXAS	8-5	W
OGLETHORPE COLLEGE	2-0	W
OGLETHORPE COLLEGE	1-4	L
at Alabama (7 inn.)	2-2	T
at Alabama	2-6	L
OLE MISS	4-0	W
OLE MISS	2-0	W
at Ole Miss	5-3	W
at Ole Miss	3-2	W
ALABAMA	4-0	W
ALABAMA	3-2	W

## 1923 (14-9 • 11-7)

ILLINOIS	2-6	L
ILLINOIS	0-10	L
vs. LSU (Brookhaven)	9-1	W
vs. LSU (McComb)	2-1	W
at Millsaps College	6-2	W
WISCONSIN	8-1	W
WISCONSIN	9-2	W
TENNESSEE	0-3	L
TENNESSEE	8-4	W
GEORGIA	4-5	L
GEORGIA	2-1	W
FLORIDA	10-0	W
FLORIDA	9-0	W
at Ole Miss	8-1	W
at Ole Miss	9-5	W
ALABAMA	7-2	W
ALABAMA	3-7	L
at Vanderbilt	2-3	L
at Vanderbilt	0-20	L
at Alabama	6-4	W
at Alabama	2-5	L
OLE MISS	0-3	L
OLE MISS	3-1	W

## 1924 (17-7 • 12-3)

at LSU 14-5	W	
at Tulane	2-6	L
at Tulane	3-1	W
TENNESSEE	6-4	W
TENNESSEE	8-0	W
WISCONSIN	3-4	L
ILLINOIS	6-3	W
ILLINOIS	3-7	L
MICHIGAN	11-4	W
MICHIGAN	1-3	L
VANDERBILT	10-2	W
VANDERBILT	6-2	W
ALABAMA	3-5	W
at Alabama	8-6	W
at Alabama	6-1	W
vs. Auburn (Montgomery)	4-0	W
MISSISSIPPI COLLEGE	1-0	W
MISSISSIPPI COLLEGE	9-1	W
OLE MISS	3-2	W
OLE MISS	6-4	W
at Ole Miss	1-2	L
at Ole Miss	6-2	W
at Mississippi College	1-2	L
vs. Mississippi College (Jackson)	9-5	W

## 1925 (19-7 • 9-5)

at Baylor	10-4	W
at Baylor	5-6	L
at Texas	8-4	W
at Texas	12-8	W
at Southern Methodist	5-1	W
at Southern Methodist	6-0	W
ILLINOIS	11-3	W
ILLINOIS	7-8	L
WISCONSIN	7-4	W
WISCONSIN	4-1	W
TULANE	11-4	W
TULANE	2-4	L
at Alabama	1-3	L
at Alabama	4-7	L
ALABAMA	4-11	L
ALABAMA	4-3	W
at Ole Miss	2-3	L
at Ole Miss	4-3	W
vs. Ole Miss (Greenwood, 5 inn.)	3-1	W
OLE MISS	7-1	W
KENTUCKY	9-0	W
KENTUCKY	9-3	W
LSU	10-4	W
LSU	17-6	W
MISSISSIPPI COLLEGE	2-1	W
MISSISSIPPI COLLEGE	7-0	W

## 1926 (18-12 • 10-8)

at Spring Hill College	2-0	W
at Spring Hill College	6-3	W
at Tulane	5-3	W
at Tulane	14-4	W
at LSU	12-4	W
ILLINOIS	4-5	L
ILLINOIS	4-6	L
IOWA	13-4	W
IOWA	2-4	L
MISSISSIPPI COLLEGE	4-1	W
MISSISSIPPI COLLEGE	10-5	W
LSU	11-3	W
LSU	7-9	L
at Mississippi College	4-0	W
at Mississippi College	17-2	W
OLE MISS	2-0	W
OLE MISS	7-6	W
at Alabama	3-6	L
at Alabama	8-6	W
ALABAMA	1-3	L
ALABAMA	5-4	W
ALABAMA	10-4	W
at Ole Miss	6-7	L
at Ole Miss	0-1	L
at Vanderbilt	1-2	L
at Vanderbilt	7-6	W
at Kentucky	2-6	L
at Kentucky	4-12	L
at Illinois	4-5	L
at Illinois	14-7	W

## 1927 (13-8-1 • 9-7)

at Mercer University	4-1	W
at Mercer University	7-1	W
at Florida	2-0	W
at Florida	5-2	W
at Florida	5-4	W
at Georgia Tech	10-3	W
at Georgia Tech	7-5	W
WISCONSIN	5-4	W
ILLINOIS	6-6	T
ILLINOIS	2-4	L
IOWA	1-0	W
TULANE	15-1	W
TULANE	10-2	W
at Ole Miss	7-0	W
at Ole Miss	2-6	L
ALABAMA	1-10	L
ALABAMA	3-11	L
at Alabama	2-4	L
OLE MISS	2-3	L
OLE MISS	4-9	L
VANDERBILT	4-5	L
VANDERBILT	2-1	W

## 1928 (12-8 • 7-6)

JERSEY CITY [International League]	4-3	W
MERIDIAN [Cotton States League]	7-10	L
ILLINOIS	0-1	L
ILLINOIS	10-2	W
IOWA	8-5	W
WISCONSIN	13-2	W
WISCONSIN	4-1	W
FLORIDA	6-2	W
FLORIDA	5-4	W
at Tulane	12-4	W
at Tulane	2-0	W
at LSU	0-1	L
at LSU	12-0	W
OLE MISS	1-3	L
OLE MISS	5-6	L
ALABAMA	7-9	L
ALABAMA	4-6	L
at Alabama	12-13	L
at Alabama	2-0	W
at Ole Miss	6-5	W

## 1929 (9-6-3 • 3-5)

ILLINOIS	4-4	T
ILLINOIS	5-5	T
at Meridian [Cotton States League]	1-0	W
at Meridian [Cotton States League]	2-4	L
at Millsaps College	19-0	W
at Millsaps College	9-6	W
at Mississippi College	11-3	W
at Mississippi College	10-4	W
TULANE	4-4	T
MISSISSIPPI COLLEGE	1-0	W
at Alabama	0-2	L
at Alabama	8-7	W
ALABAMA	4-1	W
ALABAMA	4-2	W
at Ole Miss	1-2	L
at Ole Miss	4-5	L
OLE MISS	7-11	L
OLE MISS	4-7	L

## 1930 (12-12 • 6-7)

at LSU	2-3	L
at Mississippi College	2-6	L
at Mississippi College	2-3	L
MILLSAPS COLLEGE	11-2	W
MILLSAPS COLLEGE	14-3	W
LSU	8-4	W
LSU	8-4	W
ILLINOIS	0-9	L
ILLINOIS	1-7	L
ILLINOIS	1-9	L
WISCONSIN	5-1	W
WISCONSIN	3-2	W
at Tulane	3-2	W
at Tulane	6-5	W
OLE MISS	8-3	W
OLE MISS	2-5	L
MISSISSIPPI COLLEGE	4-3	W
MISSISSIPPI COLLEGE	8-6	W
at Alabama	3-4	L
at Alabama	0-3	L
ALABAMA (12 inn.)	3-4	L
ALABAMA	6-4	W
at Ole Miss	1-3	L
at Ole Miss	5-6	L

## 1931 (12-9 • 8-5)

ILLINOIS	2-7	L
MICHIGAN STATE	3-4	L
ILLINOIS	2-5	L
ILLINOIS	3-10	L
at Mississippi College	14-4	W
at Mississippi College	15-6	W
at LSU	3-7	L
at LSU	8-2	W
MISSISSIPPI COLLEGE	8-4	W
MISSISSIPPI COLLEGE	4-3	W
LSU	1-2	L
at Ole Miss	11-9	W
at Ole Miss	7-5	W
KENTUCKY	6-3	W
KENTUCKY	17-3	W
ALABAMA	7-5	W
ALABAMA	3-2	W
at Alabama	3-7	L
at Alabama	1-5	L
OLE MISS	6-7	L
OLE MISS	5-2	W

# YEAR-BY-YEAR RESULTS (1885 to 2010)

## 1932 (8-10 • 6-8)

at Mississippi College	4-3	W
at Mississippi College	1-2	L
at LSU	6-7	L
at LSU	8-6	W
LSU	12-0	W
LSU	13-10	W
MISSISSIPPI COLLEGE	9-0	W
MISSISSIPPI COLLEGE	17-18	L
OLE MISS	11-2	W
OLE MISS	6-9	L
at Alabama	6-7	L
at Alabama	6-8	L
ALABAMA	2-4	L
ALABAMA	6-7	L
at Ole Miss	0-3	L
at Ole Miss	15-3	W
at Vanderbilt	3-0	W
at Vanderbilt	3-6	L

## 1933 (10-5 • 5-3 SEC)

vs. Nashville [Southern League] (Columbus)	3-7	L
vs. Nashville [Southern League] (Columbus)	2-1	W
at Mississippi College	4-0	W
at Mississippi College	15-0	W
* at LSU	3-0	W
* at LSU	9-2	W
MISSISSIPPI COLLEGE	7-4	W
MISSISSIPPI COLLEGE	5-4	W
* LSU	1-0	W
* LSU	17-5	W
* BIRMINGHAM SOU. COLLEGE	3-7	L
* ALABAMA	0-4	L
* ALABAMA	2-5	L
* at Alabama	12-4	W
* at Alabama	3-9	L

## 1934 (11-5 • 8-4 SEC)

at Mississippi College	4-6	L
at Mississippi College	8-2	W
* at LSU	11-2	W
* KENTUCKY	9-7	W
* KENTUCKY	11-4	W
MISSISSIPPI COLLEGE	14-8	W
* LSU	9-10	L
* LSU	25-6	W
* OLE MISS	4-2	W
* OLE MISS	7-2	W
* ALABAMA	3-5	L
* ALABAMA	4-3	W
* at Alabama	6-7	L
* at Alabama	4-5	L
* at Ole Miss	9-2	W

## 1935 (8-3 • 8-3 SEC)

LSU	15-5	W
LSU	6-5	W
at LSU	2-5	L
at LSU	16-2	W
at Ole Miss	12-2	W
at Ole Miss	6-0	W
ALABAMA	6-3	W
ALABAMA	0-17	L
OLE MISS	4-0	W
OLE MISS	2-1	W
at Alabama	1-2	L

## 1936 (8-5-1 • 6-4-1 SEC)

MINNESOTA	0-3	L
PURDUE	4-3	W
PURDUE	14-3	W
* at LSU	0-6	L
* LSU	4-3	W
* LSU	2-3	L
* at Ole Miss	13-4	W
* at Ole Miss	10-5	W
* at Alabama	5-13	L
* at Alabama	3-13	L
* ALABAMA	3-2	W
* ALABAMA (11 inn.)	5-5	T
* OLE MISS	5-2	W
* OLE MISS	13-10	W

## 1937 (12-3 • 8-3 SEC)

MINNESOTA	12-6	W
MINNESOTA	10-6	W
* at LSU	5-1	W
* at LSU	10-4	W
NORTHWESTERN	27-4	W
NORTHWESTERN	2-3	L
* LSU	5-4	W
* LSU	13-2	W
* OLE MISS	7-6	W
* OLE MISS	7-0	W
* ALABAMA	6-2	W
* at Alabama	7-9	L
* at Alabama	3-11	L
* at Ole Miss	4-6	L
* at Ole Miss	4-3	W

## 1938 (5-7 • 3-7 SEC)

MINNESOTA	3-2	W
MINNESOTA	2-1	W
* at LSU	4-1	W
* at LSU	1-8	L
* at Ole Miss	3-4	L
* at Ole Miss	4-5	L
* at Alabama	0-10	L
* at Alabama	4-9	L
* ALABAMA	6-5	W
* ALABAMA	3-4	L
* OLE MISS	6-8	W
* OLE MISS	6-2	W

## 1939 (7-10 • 3-10 SEC)

MINNESOTA	9-5	W
MINNESOTA	4-5	L
NORTHWESTERN	17-2	W
NORTHWESTERN	7-2	W
* at LSU	3-8	L
* at LSU	1-4	L
* AUBURN	1-4	L
* AUBURN	2-8	L
* LSU	4-5	L
* OLE MISS	4-11	L
* OLE MISS	0-3	L
* ALABAMA	2-1	W
* ALABAMA	7-4	W
* at Alabama	6-11	L
* at Alabama	7-4	W
* at Ole Miss	0-1	L
* at Ole Miss	7-1	W

## 1940 (5-9 • 4-7 SEC)

MINNESOTA	1-7	L
MINNESOTA (6 inn.)	3-4	L
ILLINOIS TEACHERS	9-4	W
* at LSU	0-7	L
* at LSU	2-8	L
* LSU	5-21	L
* at Ole Miss	1-5	L
* at Ole Miss	10-5	W
* at Alabama	8-12	L
* at Alabama	5-11	L
* ALABAMA	7-3	W
* ALABAMA	3-7	W
* OLE MISS	8-4	W
* OLE MISS	14-9	W

## 1941 (8-9 • 7-8 SEC)

MINNESOTA	1-7	L
MINNESOTA (6 inn.)	6-3	W
* at LSU	14-0	W
* at LSU	2-10	L
* TULANE	4-2	W
* TULANE	10-0	W
* LSU	4-1	W
* LSU	5-4	W
* KENTUCKY	29-2	W
* OLE MISS	0-6	L
* OLE MISS	7-10	L
* ALABAMA	3-6	L
* ALABAMA	4-5	L
* at Alabama	1-13	L
* at Alabama	3-9	L
* at Ole Miss	4-2	W
* at Ole Miss	5-7	L

## 1942 (8-6-1 • 6-7-1 SEC)

* at LSU	1-0	W
* at LSU	2-3	L
at Tulane	4-3	W
at Tulane	3-2	W
* LSU	1-4	L
* LSU	26-3	W
* at Ole Miss	6-7	L
* at Ole Miss	7-0	W
* at Alabama	1-9	L
* at Alabama	1-4	L
* ALABAMA	5-8	L
* ALABAMA	9-8	W
* OLE MISS	3-0	W
* OLE MISS (12 inn.)	5-5	T

## 1943 (3-9 • 3-9 SEC)

* at LSU	3-6	L
* at LSU	0-4	L
* TULANE	1-2	L
* LSU	5-16	L
* LSU	6-5	W
* ALABAMA	10-29	L
* ALABAMA	6-3	W
* at Ole Miss	4-3	W
* at Ole Miss	4-8	L
* at Alabama	2-4	L
* at Alabama	4-12	L

## 1944 (no team)

## 1945 (no team)

## 1946 (0-12 • 0-11 SEC)

* at LSU	0-21	L
* at LSU	1-19	L
* at Tulane	9-11	L
* at Tulane	11-13	L
* LSU	6-9	L
* LSU	1-12	L
BRADLEY TECH	0-4	L
* at Alabama	1-20	L
* at Alabama	8-10	L
* ALABAMA	1-12	L
* ALABAMA	12-13	L
* at Ole Miss	1-13	L

## 1947 (8-8 • 7-8 SEC)

* TULANE	8-0	W
* at LSU	9-5	W
* at LSU	4-5	L
Southern Mississippi	9-6	W
* AUBURN	1-4	L
* LSU	5-13	L
* LSU	7-4	W
* at Ole Miss	3-4	L
* at Alabama	1-3	L
* at Alabama	3-6	L
* ALABAMA	5-8	L
* ALABAMA	10-4	W
* at Auburn	7-1	W
* at Auburn	9-6	W
* OLE MISS	2-4	L
* OLE MISS	11-1	W



R.P.  
"Doc"  
Patty

(1948-1956)

Overall: 116-73 (.614)  
SEC: 78-59 (.569)

## 1948 (17-8 • 12-5 SEC)

### SEC CHAMPIONS

ILLINOIS	5-10	L
ILLINOIS	8-1	W
BRADLEY TECH	4-3	W
* at Louisiana State	5-3	W
* at Louisiana State	16-17	L
* at Tulane	5-6	L
* at Tulane	3-8	L
* FLORIDA	8-7	W
* LOUISIANA STATE	6-2	W
* LOUISIANA STATE	15-8	W
* OLE MISS	6-5	W
* OLE MISS	17-5	W
* ALABAMA	6-3	W
* ALABAMA	8-6	W
* at Alabama	0-9	L
* at Alabama	5-7	L
* at Florida	15-3	W
* at Florida	7-5	W
* at Ole Miss	6-5	W
* at Ole Miss	18-4	W
# Auburn	6-2	W
# Auburn	8-5	W
# Auburn	4-3	W

(Note: results from two games are missing)  
# - Southeastern Conference Playoffs

# YEAR-BY-YEAR RESULTS (1885 to 2010)

## 1949 (19-6 • 13-3 SEC)

### SEC CHAMPIONS

NCAA District III Tournament

- \* TULANE ..... 11-2 .W
- \* TULANE ..... 10-2 .W
- \* at Louisiana State ..... 9-7 .W
- \* at Louisiana State ..... 9-7 .W
- \* LOUISIANA STATE ..... 7-2 .W
- \* LOUISIANA STATE ..... 16-4 .W
- at Alabama ..... 1-10 .L
- \* at Alabama ..... 7-4 .W
- DELTA STATE ..... 3-1 .W
- DELTA STATE ..... 9-2 .W
- \* OLE MISS ..... 7-2 .W
- \* OLE MISS ..... 10-3 .W
- \* ALABAMA ..... 7-3 .W
- \* ALABAMA ..... 3-8 .L
- \* at Ole Miss ..... 6-2 .W
- \* at Ole Miss ..... 6-5 .W
- \* at Tulane ..... 2-7 .L
- \* at Tulane ..... 10-4 .W
- # Kentucky ..... 6-3 .W
- # Kentucky ..... 9-2 .W
- # Kentucky ..... 2-3 .L
- # Kentucky ..... 7-5 .W
- ! Richmond ..... 6-2 .W
- ! Wake Forest (13) ..... 3-4 .L
- ! Kentucky ..... 2-5 .L

# - Southeastern Conference Playoffs  
! - NCAA District III Tournament (Charlotte, N.C.)

## 1950 (13-6 • 9-5 SEC)

- \* at Louisiana State ..... 2-11 .L
- ILLINOIS WESLEYAN ..... 7-6 .W
- MEMPHIS STATE ..... 14-2 .W
- MEMPHIS STATE ..... 11-1 .W
- \* LOUISIANA STATE ..... 3-4 .L
- \* LOUISIANA STATE ..... 5-2 .W
- \* LOUISIANA STATE ..... 7-1 .W
- \* at Alabama ..... 3-6 .L
- \* at Alabama ..... 1-0 .W
- \* Tulane ..... 14-5 .W
- \* Tulane ..... 22-10 .W
- \* OLE MISS ..... 5-4 .W
- \* OLE MISS ..... 2-3 .L
- Delta State ..... 6-8 .L
- Delta State ..... 11-1 .W
- \* at Ole Miss ..... 6-4 .W
- \* at Ole Miss ..... 11-5 .W
- \* ALABAMA ..... 5-11 .L
- \* ALABAMA ..... 4-3 .W

## 1951 (11-9 • 6-9 SEC)

- at Mississippi College ..... 23-9 .W
- at Mississippi College ..... 19-3 .W
- at Northwestern (La.) State ..... 6-2 .W
- at Tulane ..... 6-16 .L
- WHEATON ..... 9-8 .W
- WHEATON ..... 6-2 .W
- \* ALABAMA ..... 17-10 .W
- \* ALABAMA ..... 3-5 .L
- \* TULANE ..... 9-4 .W
- \* TULANE ..... 6-1 .W
- \* LOUISIANA STATE ..... 2-16 .L
- \* at Alabama ..... 3-4 .L
- \* at Alabama ..... 2-4 .L
- \* at Vanderbilt ..... 7-2 .W
- \* at Vanderbilt ..... 6-3 .W
- \* OLE MISS ..... 0-6 .L
- \* OLE MISS ..... 5-9 .L
- \* at Ole Miss ..... 5-6 .L
- \* at Ole Miss ..... 2-8 .L

## 1952 (12-11 • 6-9 SEC)

- \* ALABAMA ..... 5-6 .L
- \* ALABAMA (11) ..... 2-3 .L
- MEMPHIS STATE ..... 14-3 .W
- MEMPHIS STATE ..... 13-6 .W
- MERIDIAN COTTON ST. .... 7-2 .W
- \* at Louisiana State ..... 0-4 .L
- \* at Louisiana State (11) ..... 9-10 .L
- \* at Tulane ..... 1-4 .L
- \* at Tulane ..... 5-6 .L
- \* LOUISIANA STATE ..... 6-7 .L
- \* LOUISIANA STATE ..... 8-7 .W
- \* TULANE ..... 6-7 .L
- \* TULANE ..... 18-7 .W
- \* at Ole Miss ..... 14-1 .W
- \* at Ole Miss ..... 5-9 .L
- \* VANDERBILT ..... 5-4 .W
- \* VANDERBILT ..... 11-4 .W
- \* OLE MISS ..... 7-0 .W
- at Mississippi College ..... 12-2 .W
- at Mississippi College ..... 3-2 .W
- Meridian ..... 2-1 .W
- Meridian ..... 2-3 .L
- Meridian ..... 0-4 .L

## 1953 (15-7 • 12-3 SEC)

NCAA District III Tournament

- \* at Alabama ..... 6-1 .W
- \* at Alabama ..... 5-1 .W
- \* at Louisiana State ..... 13-0 .W
- \* at Louisiana State ..... 2-1 .W
- \* at Mississippi College ..... 18-2 .W
- \* at Mississippi College ..... 7-0 .W
- \* OLE MISS ..... 3-11 .L
- \* OLE MISS ..... 2-1 .W
- \* TULANE ..... 5-2 .W
- \* TULANE ..... 16-4 .W
- \* LOUISIANA STATE ..... 16-7 .W
- \* LOUISIANA STATE ..... 4-11 .L
- \* ALABAMA ..... 3-0 .W
- \* VANDERBILT ..... 8-0 .W
- \* VANDERBILT ..... 12-11 .W
- \* at Ole Miss ..... 5-1 .W
- \* at Ole Miss ..... 5-6 .L
- # Georgia ..... 1-3 .L
- # Georgia ..... 0-1 .L
- N Duke ..... 3-9 .L
- N Rollins ..... 6-5 .W
- N Duke ..... 4-5 .L

# - Southeastern Conference Playoffs  
N - NCAA District III Tourn. (Durham, N.C.)

## 1954 (9-7 • 7-7 SEC)


- NORTHERN ILLINOIS ..... 12-3 .W
- \* at Louisiana State ..... 7-6 .W
- \* at Louisiana State ..... 4-7 .L
- \* at Tulane ..... 4-10 .L
- \* at Tulane ..... 1-4 .L
- \* TULANE ..... 6-1 .W
- \* TULANE ..... 7-6 .W
- LOUISIANA STATE ..... 7-1 .W
- \* LOUISIANA STATE ..... 2-1 .W
- ARKANSAS STATE ..... 13-3 .W
- \* at Alabama ..... 0-3 .L
- \* at Alabama ..... 7-4 .W
- \* OLE MISS ..... 2-4 .L
- \* OLE MISS ..... 5-6 .L
- \* ALABAMA ..... 9-18 .L
- \* ALABAMA ..... 5-2 .W

## 1955 (9-10 • 7-9 SEC)

- ALABAMA ..... 2-3 .L
- ALABAMA ..... 6-5 .W
- \* at Alabama ..... 2-5 .L
- \* at Alabama ..... 3-5 .L
- \* LOUISIANA STATE ..... 4-9 .L
- \* LOUISIANA STATE ..... 3-2 .W
- \* at Mississippi College ..... 5-1 .W
- \* TULANE ..... 6-9 .L
- \* TULANE ..... 2-0 .W
- LOYOLA ..... 6-10 .L
- LOYOLA ..... 7-5 .W
- \* at Louisiana State ..... 12-4 .W
- \* at Louisiana State ..... 13-10 .W
- \* at Tulane ..... 5-9 .L
- \* at Tulane ..... 20-13 .W
- \* at Ole Miss ..... 5-4 .W
- \* at Ole Miss ..... 2-4 .L
- \* OLE MISS ..... 4-9 .L
- \* OLE MISS ..... 4-10 .L

## 1956 (11-9 • 6-9 SEC)

- at Mississippi College ..... 4-2 .W
- at Mississippi College ..... 9-0 .W
- MISSISSIPPI COLLEGE ..... 15-5 .W
- MISSISSIPPI COLLEGE ..... 5-4 .W
- \* TULANE ..... 1-8 .L
- \* TULANE ..... 12-0 .W
- \* TULANE ..... 4-2 .W
- ILLINOIS WESLEYAN ..... 4-3 .W
- \* at Vanderbilt ..... 27-8 .W
- \* at Vanderbilt ..... 9-4 .W
- \* at Ole Miss ..... 3-9 .L
- \* at Ole Miss ..... 2-14 .L
- \* ALABAMA ..... 2-4 .L
- \* ALABAMA ..... 3-6 .L
- \* ALABAMA ..... 4-1 .W
- \* at Louisiana State ..... 0-3 .L
- \* at Louisiana State ..... 10-1 .W
- \* at Louisiana State ..... 2-5 .L
- \* OLE MISS ..... 2-6 .L
- \* OLE MISS ..... 5-8 .L



**Paul Gregory**  
(1957-1974)  
Overall: 328-200-1 (.621)  
SEC: 161-122-1 (.569)

## 1957 (13-5 • 10-5 SEC)

- at Southeastern Louisiana ..... 1-0 .W
- at Tulane (12) ..... 3-4 .L
- \* at Tulane ..... 4-0 .W
- MISSISSIPPI COLLEGE ..... 17-3 .W
- MISSISSIPPI COLLEGE ..... 10-2 .W
- \* VANDERBILT ..... 9-3 .W
- \* VANDERBILT ..... 9-1 .W
- \* VANDERBILT ..... 9-0 .W
- \* OLE MISS ..... 6-5 .W
- \* OLE MISS ..... 6-3 .W
- \* at Alabama ..... 0-3 .L
- \* at Alabama ..... 1-2 .L
- \* at Alabama ..... 7-1 .W
- LOUISIANA STATE ..... 4-1 .W
- \* LOUISIANA STATE ..... 4-1 .W
- \* LOUISIANA STATE ..... 0-2 .L
- \* at Ole Miss ..... 4-5 .L
- \* at Ole Miss ..... 4-3 .W

## 1958 (14-10 • 8-6 SEC)

- ARKANSAS STATE ..... 8-1 .W
- ARKANSAS STATE ..... 3-2 .W
- \* at Louisiana State ..... 5-2 .W
- \* at Louisiana State ..... 3-7 .L
- \* at Tulane ..... 22-4 .W
- \* at Tulane ..... 8-9 .L
- at Loyola ..... 5-6 .L
- at Southeastern Louisiana ..... 3-2 .W
- vs. No. Illinois (Ponchatoula, La.) ..... 14-6 .W
- vs. Northeast La. (Ponchatoula, La.) ..... 19-2 .W
- ARKANSAS ..... 0-1 .L
- ARKANSAS ..... 8-9 .L
- MEMPHIS STATE ..... 12-6 .W
- MEMPHIS STATE ..... 3-6 .L
- \* TULANE ..... 7-0 .W
- \* TULANE ..... 10-1 .W
- \* ALABAMA ..... 0-7 .L
- \* ALABAMA ..... 5-4 .W
- \* at Alabama ..... 3-1 .W
- \* at Alabama ..... 2-3 .L
- \* LOUISIANA STATE ..... 1-3 .L
- \* LOUISIANA STATE ..... 5-7 .L
- \* OLE MISS ..... 6-5 .W
- \* OLE MISS ..... 7-5 .W

## 1959 (12-13 • 5-10 SEC)

- at Louisiana Tech ..... 2-4 .L
- ^ vs. Northwestern (La.) State ..... 2-1 .W
- ^ at Northeast Louisiana ..... 3-2 .W
- ^ vs. Louisiana State ..... 0-10 .L
- ^ vs. Northwestern (La.) State ..... 9-0 .W
- ^ at Northeast Louisiana ..... 0-1 .L
- ^ vs. Louisiana State ..... 7-0 .W
- \* TULANE ..... 1-4 .L
- \* TULANE ..... 9-1 .W
- \* at Tulane ..... 11-0 .W
- \* at Tulane ..... 3-11 .L
- \* at Louisiana State ..... 8-6 .W
- \* at Louisiana State ..... 4-6 .L
- at Southeastern Louisiana ..... 10-6 .W
- \* LOUISIANA STATE ..... 3-2 .W
- \* LOUISIANA STATE ..... 4-3 .W
- \* OLE MISS ..... 1-11 .L
- \* at Alabama ..... 2-6 .L
- \* at Alabama ..... 5-8 .L
- MEMPHIS STATE ..... 3-1 .W
- MEMPHIS STATE ..... 7-2 .W
- \* ALABAMA ..... 4-6 .L
- \* ALABAMA ..... 4-5 .L
- \* at Ole Miss ..... 2-4 .L
- \* at Ole Miss ..... 2-6 .L

^ - Northeast Louisiana Tourn. (Monroe, La.)

## 1960 (16-11 • 8-8 SEC)

- MISSISSIPPI COLLEGE ..... 8-1 .W
- MISSISSIPPI COLLEGE ..... 9-4 .W
- ILLINOIS WESLEYAN ..... 6-2 .W
- ILLINOIS WESLEYAN ..... 17-7 .W
- \* LOUISIANA STATE ..... 6-5 .W
- \* LOUISIANA STATE ..... 7-8 .L
- \* TULANE ..... 10-2 .W
- \* TULANE ..... 16-0 .W
- \* at Ole Miss ..... 0-8 .L
- \* at Ole Miss ..... 1-14 .L
- \* at Tulane ..... 0-1 .L
- \* at Tulane ..... 6-0 .W
- ^ Louisiana State ..... 4-6 .L
- ^ Northwestern (La.) State ..... 3-1 .W
- ^ at Northeast Louisiana ..... 5-3 .W
- Arkansas ..... 3-2 .W
- ^ Baylor ..... 14-2 .W
- \* at Louisiana State ..... 2-1 .W
- \* at Louisiana State ..... 10-9 .W
- MEMPHIS STATE ..... 2-4 .L
- MEMPHIS STATE ..... 3-9 .L
- \* ALABAMA ..... 6-7 .L
- \* ALABAMA ..... 7-9 .L
- \* OLE MISS ..... 18-4 .W
- \* OLE MISS ..... 3-4 .L
- \* at Alabama ..... 9-5 .W
- \* at Alabama ..... 2-7 .L

^ - Northeast Louisiana Tourn. (Monroe, La.)

# YEAR-BY-YEAR RESULTS (1885 to 2010)

## 1961 (12-7 • 7-6 SEC)

* at Louisiana State	2-4	W
* at Louisiana State	9-4	W
* ALABAMA	7-5	W
* ALABAMA	2-8	L
* at Alabama	10-1	W
* at Alabama	5-3	W
* OLE MISS	4-5	L
* OLE MISS	9-2	W
* MEMPHIS STATE	4-3	W
* MEMPHIS STATE	19-0	W
* LOUISIANA STATE	2-3	L
* LOUISIANA STATE	2-4	L
* TULANE	16-3	W
* TULANE	8-3	W
* DELTA STATE	5-4	W
* DELTA STATE	10-1	W
* at Arkansas State	6-1	W
* at Arkansas State	2-3	L
* OLE MISS	4-5	L

## 1962 (21-5-1 • 14-1-1 SEC)

NORTHEAST LOUISIANA	3-1	W
NORTHEAST LOUISIANA	6-7	L
ARKANSAS STATE	8-1	W
ARKANSAS STATE	19-0	W
ILLINOIS WESLEYAN	9-1	W
ILLINOIS WESLEYAN	11-3	W
* TULANE	3-0	W
* TULANE	8-1	W
* at Alabama	3-2	W
* at Alabama	8-3	W
* ALABAMA	9-5	W
* ALABAMA	9-0	W
* at Louisiana State	3-4	L
* at Louisiana State	5-3	W
* at Tulane	6-1	W
* at Tulane	2-2	T
* MEMPHIS STATE	8-23	L
* MEMPHIS STATE	10-1	W
* OLE MISS	5-1	W
* MISSISSIPPI	6-1	W
* LOUISIANA STATE	3-2	W
* LOUISIANA STATE	4-3	W
* at Ole Miss	4-1	W
* at Ole Miss	5-0	W
# at Florida	3-8	L
# FLORIDA	3-2	W
# FLORIDA	7-8	L

# - Southeastern Conference Playoffs

## 1963 (17-11 • 9-7 SEC)

^ Louisiana State	1-2	L
^ Illinois	2-0	W
^ at Loyola	4-5	L
ARKANSAS STATE	9-1	W
ARKANSAS STATE	12-2	W
* at Alabama	1-0	W
* at Alabama	19-5	W
* ILLINOIS WESLEYAN	7-5	W
* ILLINOIS WESLEYAN	6-3	W
* SOUTHERN MISSISSIPPI	8-4	W
* SOUTHERN MISSISSIPPI	6-3	W
* LOUISIANA STATE	3-6	L
* LOUISIANA STATE	1-4	L
* ALABAMA	6-5	W
* ALABAMA	10-4	W
* at Ole Miss	0-5	L
* at Ole Miss	1-6	L
* TULANE	13-1	W
* TULANE	8-3	W
* at Arkansas State	6-0	W
* at Arkansas State	1-3	L
* at Southern Mississippi	5-3	W
* at Tulane	8-10	L
* at Tulane	9-2	W
* at Louisiana State (12)	4-8	L
* at Louisiana State	3-7	L
* OLE MISS	5-3	W
* OLE MISS (15)	5-6	L

^ - Loyola Coca-Cola Invit. (New Orleans, La.)

## 1964 (17-12 • 7-7 SEC)

ARKANSAS STATE	7-0	W
ARKANSAS STATE	21-1	W
* ALABAMA	5-3	W
* ALABAMA	4-7	L
* NICHOLLS STATE	1-0	W
* NICHOLLS STATE	5-3	W
^ North Carolina	3-2	W
^ Northeast Louisiana	4-1	W
^ at Florida State	1-7	L
* at Florida	10-2	W
* at Florida	1-6	L
* SOUTHERN MISSISSIPPI	6-10	L
* ILLINOIS WESLEYAN	7-2	W
* ILLINOIS WESLEYAN	5-1	W
* at Arkansas State	3-0	W
* at Arkansas State	4-7	L
* LOUISIANA STATE	11-5	W
* LOUISIANA STATE	2-5	L
* at Alabama	4-14	L
* at Alabama	3-4	L
* OLE MISS	5-7	L
* OLE MISS	0-8	L
* TULANE	8-1	W
* at Southern Mississippi	1-3	L
* at Tulane	4-1	W
* at Tulane	2-0	W
* at Louisiana State	14-2	W
* at Louisiana State	4-14	L
* at Ole Miss	5-2	W

^ - Florida State Invitational (Tallahassee, Fla.)  
# - Southeastern Conference Playoffs  
! - NCAA District III Tourn. (Gastonia, N.C.)

## 1965 (16-10 • 11-4 SEC)

### SEC CHAMPIONS

#### NCAA District III Tournament

at Southern Mississippi	0-2	L
* LOUISIANA STATE	5-2	W
* ILLINOIS WESLEYAN	3-7	L
* ILLINOIS WESLEYAN	11-2	W
* ALABAMA	11-0	W
* ALABAMA	0-1	L
* DELTA STATE	0-1	L
* DELTA STATE	6-1	W
* at Mississippi	17-13	W
* at Mississippi	8-6	W
* TULANE	2-7	L
* TULANE	1-0	W
* at Louisiana State	0-6	L
* at Louisiana State	5-0	W
* at Tulane	5-4	W
* at Tulane	2-0	W
* at Alabama	3-2	W
* at Alabama	1-0	W
* OLE MISS	9-3	W
* OLE MISS	7-10	L

#### # AUBURN

# at Auburn	10-1	W
# at Auburn	2-3	L
# at Auburn (10)	2-1	W
N Florida State	6-3	W
N Furman	2-5	L
N Florida State	2-6	L

# - Southeastern Conference Playoffs  
N - NCAA District III Tourn. (Gastonia, N.C.)

## 1966 (20-11 • 11-4 SEC)

### SEC CHAMPIONS

#### NCAA District III Tournament

^ at Florida State	2-24	L
^ Auburn	2-4	L
^ Auburn	6-5	W
ARKANSAS STATE	9-1	W
ARKANSAS STATE	7-3	W
* DELTA STATE	3-2	W
* at Delta State	4-5	L
* ALABAMA	5-1	W
* ALABAMA (14)	2-1	W
* LOUISIANA STATE	9-2	W
* LOUISIANA STATE	3-0	W
* at Alabama	7-9	L
* at Alabama	4-1	W
* ARKANSAS	9-3	W
* ARKANSAS	18-0	W
* at Tulane	7-3	W
* at Tulane	6-9	L
* at Louisiana State	9-1	W

* at Louisiana State	1-0	W
* OLE MISS	0-2	L
* OLE MISS	2-1	W
* TULANE	10-3	W
* at Memphis State	2-3	L
* at Memphis State	2-3	L
* at Ole Miss	6-1	W
* at Ole Miss	0-5	L
# at Tennessee	7-4	W
# TENNESSEE	9-3	W
! Florida State	4-3	W
! North Carolina	4-5	L
! Florida State	0-7	L

^ - Florida State Invitational (Tallahassee, Fla.)  
# - Southeastern Conference Playoffs  
! - NCAA District III Tourn. (Gastonia, N.C.)

## 1967 (17-14 • 9-9 SEC)

^ vs. Brigham Young	2-4	L
^ at UC RIVERSIDE (10)	5-4	W
^ vs. Yale	7-6	W
^ vs. UCLA	10-12	L
^ vs. Wyoming	5-2	W
^ vs. Washington	5-3	W
^ vs. Ohio State	11-4	W
* at Ole Miss	0-7	L
* at Ole Miss	0-1	L
* at Ole Miss	9-6	W
* ILLINOIS WESLEYAN	5-3	W
* ILLINOIS WESLEYAN (10)	6-5	W
* LOUISIANA STATE	3-1	W
* LOUISIANA STATE	3-1	W
* LOUISIANA STATE	8-9	L
* SOUTHERN MISS	7-8	L
* SOUTHERN MISS	4-2	W
* ALABAMA	4-0	W
* ALABAMA	4-1	W
* ALABAMA	0-5	L
* at Arkansas State	2-5	L
* at Arkansas State	2-3	L
* at Louisiana State	2-0	W
* at Louisiana State	3-6	L
* at Louisiana State	3-5	L
* at Alabama	1-8	L
* at Alabama	3-2	W
* at Alabama	2-4	W
* MISSISSIPPI	2-1	W
* MISSISSIPPI	3-0	W
* MISSISSIPPI	3-13	L

^ - Riverside (Calif.) National Tournament

## 1968 (16-17 • 7-10 SEC)

CLEMSON	3-6	L
CLEMSON	1-2	L
^ at UC Riverside	10-0	W
^ vs. Brigham Young	1-3	L
^ vs. Kansas	11-4	W
^ vs. Tennessee	4-1	W
^ vs. Pittsburgh	2-1	W
^ vs. Oregon	5-6	L
^ vs. UCLA	6-12	L
ARKANSAS STATE	0-1	L
ARKANSAS STATE	6-5	W
ILLINOIS WESLEYAN	5-0	W
ILLINOIS WESLEYAN	4-1	W
* OLE MISS	2-1	W
* OLE MISS	1-2	L
* OLE MISS	1-4	L
ARKANSAS	19-11	W
SOUTHERN MISS	2-4	L
SOUTHERN MISS	4-3	W
* at Alabama	5-3	W
* at Alabama	2-3	L
* at Alabama	11-5	W
* LOUISIANA STATE (8)	3-4	L
* LOUISIANA STATE	2-7	L
* LOUISIANA STATE	3-2	W
* ALABAMA	8-7	W
* ALABAMA	0-11	L
* ALABAMA	0-6	L
* at Louisiana State (9)	6-3	W
* at Louisiana State	0-4	L
* at Louisiana State (11)	3-4	L
* at Ole Miss	8-2	W
* at Ole Miss	1-4	L

^ - Riverside (Calif.) National Tournament

## 1969 (20-10 • 11-7 SEC)

* TENNESSEE	7-10	L
* TENNESSEE	2-8	L
* INDIANA STATE	1-0	W
* INDIANA STATE	13-2	W
* at Loyola	5-0	W
* at Loyola	5-3	W
* ILLINOIS WESLEYAN	7-5	W
* ILLINOIS WESLEYAN	3-6	L
* at Ole Miss	0-4	L
* at Ole Miss	1-2	L
* at Ole Miss	3-4	L
* ALABAMA (12)	4-3	W
* ALABAMA	4-1	W
* ALABAMA (15)	2-1	W
* LOUISIANA STATE	4-2	W
* LOUISIANA STATE	4-6	L
* LOUISIANA STATE	3-2	W
* SOUTHERN MISS	7-4	W
* SOUTHERN MISS	12-1	W
* at Alabama	0-4	L
* at Alabama	1-3	L
* at Alabama	6-2	W
* at Arkansas State	5-1	W
* at Arkansas State	3-0	W
* at Louisiana State	3-0	W
* at Louisiana State	3-5	W
* at Louisiana State	10-4	W
* OLE MISS	2-0	W
* OLE MISS	11-5	W
* OLE MISS	10-3	W

## 1970 (32-8 • 11-4 SEC)

### SEC CHAMPIONS

#### NCAA District III Tournament

CHRISTIAN BROTHERS	7-1	W
CHRISTIAN BROTHERS	1-3	L
LOYOLA	6-1	W
LOYOLA	5-1	W
* MEMPHIS STATE	3-0	W
* MEMPHIS STATE	3-2	W
* at Memphis State	6-1	W
* at Memphis State (11)	3-1	W
* NEW ORLEANS	11-2	W
* NEW ORLEANS	7-1	W
* NEW ORLEANS	8-4	W
* NEW ORLEANS	4-0	W
* OLE MISS	1-4	L
* OLE MISS	9-1	W
* at Southern Mississippi	3-1	W
* at Southern Mississippi	4-1	W
* at Alabama	2-3	L
* at Alabama	2-1	W
* at New Orleans (8)	7-5	W
* at Louisiana State	5-3	W
* at Louisiana State	3-1	W
* at Louisiana State	5-3	W
* ARKANSAS STATE	11-7	W
* ARKANSAS STATE	3-0	W
* ALABAMA	4-1	W
* ALABAMA	1-0	W
* ALABAMA	5-1	W
* LOUISIANA STATE	5-0	W
ARKANSAS	6-0	W
ARKANSAS	1-0	W
* at Ole Miss	1-5	L
* at Ole Miss	3-5	L
* at Ole Miss	3-0	W
# at Tennessee	4-8	L
# TENNESSEE (10)	4-3	W
# TENNESSEE	1-0	W
! vs. Maryland	2-3	L
! vs. East Carolina	12-6	W
! vs. Maryland	8-4	W
! vs. Florida State	4-5	L

# - Southeastern Conference Playoffs  
! - NCAA District III Tourn. (Gastonia, N.C.)

# YEAR-BY-YEAR RESULTS (1885 to 2010)

## 1971 (32-12 • 13-5 SEC)

**SEC CHAMPIONS**  
**NCAA District III Champions**  
**COLLEGE WORLD SERIES**

IOWA STATE	7-5	W
IOWA STATE	6-5	W
MEMPHIS STATE	10-0	W
MEMPHIS STATE	6-2	W
CLEMSON	4-6	L
CLEMSON	2-1	W
CLEMSON	8-10	L
ST. OLAF	7-0	W
ST. OLAF (10)	2-1	W
ILLINOIS WESLEYAN	11-0	W
ILLINOIS WESLEYAN	5-0	W
NEW ORLEANS	5-0	W
NEW ORLEANS	8-1	W
at Loyola	2-5	L
at Louisiana State	0-2	L
at Louisiana State	1-3	L
at Louisiana State	1-9	L
LOUISIANA STATE	2-1	W
LOUISIANA STATE	7-4	W
LOUISIANA STATE	11-2	W
at Alabama	6-4	W
at Alabama	9-6	W
at Alabama (10)	5-6	L
at Arkansas State	5-4	W
at Arkansas State	6-4	W
ALABAMA	8-7	W
ALABAMA	6-2	W
ALABAMA (13)	7-8	L
SOUTHERN MISS	9-0	W
SOUTHERN MISS	3-6	L
at Ole Miss (10)	15-12	W
at Ole Miss (11)	7-5	W
at Ole Miss	5-2	W
OLE MISS	7-6	W
OLE MISS	4-2	W
OLE MISS	9-7	W
# VANDERBILT	5-1	W
# at Vanderbilt	3-1	W
! vs. Maryland	2-1	W
! vs. Miami	7-3	W
! vs. Georgia Tech	8-20	L
! vs. Georgia Tech	5-2	W
! vs. Tulsa	2-5	L
\$ vs. Brigham Young	1-3	L

*# - Southeastern Conference Playoffs*  
*! - NCAA District III Tour. (Gastonia, N.C. - 1st)*  
*\$ - College World Series (Omaha, Neb. - 17th)*

## 1972 (24-16 • 7-11 SEC)

GEORGIA STATE	9-1	W
GEORGIA STATE	11-0	W
at Memphis State	2-11	L
at Memphis State	1-4	L
ALBION COLLEGE	10-3	W
ALBION COLLEGE	5-2	W
CHRISTIAN BROTHERS	8-0	W
CHRISTIAN BROTHERS	1-0	W
at Southern Mississippi	4-0	W
at Southern Mississippi	0-1	L
WISCONSIN STATE	2-1	W
WISCONSIN STATE	4-2	W
NORTH PARK COLLEGE	9-5	W
NORTH PARK COLLEGE	4-2	W
ST. OLAF	6-0	W
ST. OLAF	13-0	W
at Alabama	4-3	W
at Alabama	1-7	L
at Alabama	2-15	L
at Loyola	8-4	W
at Louisiana State	2-4	L
at Louisiana State	1-0	W
at Louisiana State	4-3	W
OLE MISS	2-4	L
OLE MISS	3-5	L
OLE MISS	3-5	L
ATHENS COLLEGE	5-3	W
LOUISIANA STATE	4-1	W
LOUISIANA STATE	3-4	L
LOUISIANA STATE	2-1	W
ARKANSAS STATE	0-1	L
ARKANSAS STATE	4-5	L
at Ole Miss	1-2	L
at Ole Miss	2-3	L
at Ole Miss	2-3	L
at New Orleans	8-1	W
at New Orleans	4-3	W


* ALABAMA	8-1	W
* ALABAMA	2-0	W
* ALABAMA	0-3	L

## 1973 (16-14-1 • 5-9 SEC)

NORTHEAST LOUISIANA	5-6	L
NORTHEAST LOUISIANA	1-2	L
ATHENS COLLEGE	2-1	W
ATHENS COLLEGE	4-0	W
SOUTHERN MISSISSIPPI	6-4	W
SOUTHERN MISSISSIPPI	8-4	W
CLEMSON	2-1	W
CLEMSON	2-0	W
* ALABAMA	5-7	L
* ALABAMA	0-3	L
McMURRAY COLLEGE	11-0	W
McMURRAY COLLEGE	2-4	L
CHRISTIAN BROTHERS	8-0	W
CHRISTIAN BROTHERS	8-0	W
* LOUISIANA STATE	1-0	W
* LOUISIANA STATE	6-5	W
MEMPHIS STATE	0-9	L
MEMPHIS STATE	6-15	L
at Ole Miss	0-2	L
at Ole Miss (8)	4-4	T
at Louisiana College	4-0	W
at Louisiana College	10-7	W
at Louisiana State	0-6	L
at Louisiana State	2-3	L
at Louisiana State	0-3	L
* OLE MISS	0-5	L
* OLE MISS	3-1	W
* OLE MISS	5-0	W
at Alabama	0-4	L
at Alabama	3-1	W
at Alabama	3-5	L

## 1974 (13-14 • 8-9 SEC)

at Southern Mississippi	7-11	L
at Southern Mississippi	3-5	L
MIAMI (Ohio)	3-6	L
LOUISIANA COLLEGE	12-1	W
LOUISIANA COLLEGE	16-0	W
LIVINGSTON	2-3	L
LIVINGSTON	2-1	W
* ALABAMA	1-0	W
* ALABAMA	2-3	L
* ALABAMA	2-5	L
* ALABAMA	2-5	L
at Louisiana State	3-1	W
at Louisiana State	2-6	L
at Louisiana State	1-3	L
* MISSISSIPPI	6-3	W
* MISSISSIPPI	2-3	L
* MISSISSIPPI	2-5	L
at Memphis State	3-0	W
at Memphis State	0-1	L
* LOUISIANA STATE	1-0	W
* LOUISIANA STATE	3-2	W
ARKANSAS STATE	5-0	W
at Mississippi	2-4	L
at Mississippi	2-7	L
at Mississippi	8-3	W
* ALABAMA	0-1	L
* ALABAMA	3-1	W
* ALABAMA	6-1	W




**Jimmy Bragan**  
 (1975)  
**Overall: 16-24 (.400)**  
**SEC: 6-16 (.273)**

## 1975 (16-24 • 6-16 SEC)

WESTERN ILLINOIS	5-4	W
WESTERN ILLINOIS	2-0	W
WESTERN ILLINOIS	4-1	W
* VANDERBILT	1-2	L
* VANDERBILT	1-0	W
IOWA	11-8	W
* SOUTHERN MISS	1-3	L
* AUBURN	8-9	L

* AUBURN	1-3	L
* AUBURN	0-3	L
LIVINGSTON	6-5	W
LIVINGSTON	4-3	W
ST. OLAF	3-2	W
ST. OLAF	4-0	W
* at Alabama	1-4	L
* at Alabama	4-3	W
* at Alabama	7-0	W
* at Alabama	0-2	L
* LOUISIANA STATE	0-11	L
* LOUISIANA STATE	0-11	L
* LOUISIANA STATE	4-5	L
* LOUISIANA STATE	0-3	L
MEMPHIS STATE	9-2	W
MEMPHIS STATE	0-4	L
at Ole Miss	3-4	L
at Ole Miss	1-8	L
at Ole Miss	1-3	L
at Ole Miss	4-5	L
* at Louisiana State	3-4	L
* at Louisiana State	2-3	L
* at Louisiana State	1-5	L
* at Louisiana State	0-8	L
* OLE MISS	2-0	W
* OLE MISS	4-3	W
* OLE MISS	5-4	W
* OLE MISS	4-12	L
at Auburn	4-5	L
at Auburn	0-6	L
* ALABAMA	0-1	L
* ALABAMA	4-0	W



**Ron Polk**  
 (1976-97)  
**Overall: 888-422 (.678)**  
**SEC: 326-213 (.605)**

## 1976 (28-17 • 11-12 SEC)

LOUISIANA TECH	1-2	L
LOUISIANA TECH	4-0	W
at Southern Mississippi	5-2	W
at Memphis State	5-6	L
at Memphis State	1-5	L
LIVINGSTON	4-3	W
LIVINGSTON	3-14	L
ARKANSAS STATE	2-1	W
ARKANSAS STATE	4-0	W
ST. OLAF	2-0	W
ST. OLAF	6-0	W
at Auburn	6-1	W
at Auburn	3-1	W
BIRMINGHAM-SOUTHERN	6-0	W
BIRMINGHAM-SOUTHERN	4-2	W
* LOUISIANA STATE	2-1	W
* LOUISIANA STATE	6-5	W
* LOUISIANA STATE	10-9	W
SOUTH ALABAMA	4-0	W
SOUTH ALABAMA	2-1	W
at Alabama	4-5	L
at Alabama	4-5	L
at Alabama	0-4	L
* OLE MISS	9-8	W
* OLE MISS	5-4	W
* OLE MISS	1-2	L
MISSISSIPPI COLLEGE	3-2	W
MISSISSIPPI COLLEGE	5-4	W
SOUTHERN MISS	4-0	W
SOUTHERN MISS	11-10	W
JACKSON STATE	5-3	W
JACKSON STATE	8-9	L
at Louisiana State	1-4	L
at Louisiana State	2-0	W
* at Louisiana State	1-4	L
* AUBURN	0-7	L
* AUBURN	1-2	L
* AUBURN	1-3	L
WILLIAM CAREY	15-2	W
* ALABAMA	3-2	W
* ALABAMA	5-4	W
* ALABAMA	1-2	L
at Ole Miss	4-2	W
at Ole Miss	4-5	L
at Ole Miss	5-9	L

## 1977 (33-15 • 11-9 SEC)

INDIANA STATE	13-5	W
INDIANA STATE	10-2	W
* at Mississippi	3-5	L
* at Mississippi	10-3	W
* at Mississippi	4-5	L
* AUBURN	3-0	W
* AUBURN	5-0	W
* AUBURN	12-1	W
OHIO STATE	7-5	W
OHIO STATE	13-0	W
at Southern Miss	2-4	L
at Southern Miss	9-1	W
at South Alabama	4-9	L
ST. OLAF	11-2	W
ST. OLAF	14-0	W
* ALABAMA	4-3	W
* ALABAMA	9-4	W
MISSISSIPPI COLLEGE	18-2	W
MISSISSIPPI COLLEGE	13-7	W
at Louisiana Tech	6-5	W
at Louisiana Tech	2-7	L
* LOUISIANA STATE	8-11	L
* LOUISIANA STATE	7-1	W
* LOUISIANA STATE	7-1	W
* LOUISIANA STATE (Jackson, Miss.)	7-8	L
Jackson State (Jackson, Miss.)	14-2	W
BIRMINGHAM-SOUTHERN	15-3	W
BIRMINGHAM-SOUTHERN	7-4	W
* OLE MISS	3-5	L
* OLE MISS	3-1	W
* OLE MISS	14-9	W
DELTA STATE	7-6	W
DELTA STATE	7-6	W
at Auburn	0-3	L
at Auburn	4-6	L
at Auburn	6-15	L
at Arkansas State	5-1	W
at Arkansas State	5-2	W
MEMPHIS STATE	12-3	W
MEMPHIS STATE	17-3	W
WILLIAM CAREY	11-1	W
WILLIAM CAREY	8-5	W
at Alabama	4-5	L
at Alabama	8-4	W
at Alabama	2-3	L
# vs. Florida	1-3	L
# vs. Vanderbilt	15-2	W
# at Ole Miss	3-11	L

*# - SEC Tournament (Oxford, Miss. - 3rd)*

## 1978 (38-18 • 13-8 SEC)

NCAA South Central Regional		
* at Louisiana State	2-1	W
* at Louisiana State	2-5	L
at Louisiana State	4-1	W
* OLE MISS	6-8	L
* OLE MISS	10-3	W
* OLE MISS	8-4	W
Mississippi College (Jackson, Miss.)	10-7	W
Mississippi College (Jackson, Miss.)	25-3	W
at Auburn	7-1	W
at Auburn	6-2	W
* at Auburn	8-11	L
INDIANA STATE	4-3	W
INDIANA STATE	5-8	L
MISSOURI BAPTIST	8-5	W
MISSOURI BAPTIST	11-1	W
ARIZONA	9-6	W
vs. Arizona (Jackson, Miss.)	2-5	L
vs. Arizona (Jackson, Miss.)	4-3	W
* at Alabama	0-1	L
* at Alabama	6-4	W
at Alabama	6-4	W
at William Carey	9-8	W
at William Carey	19-1	W
at Delta State	12-3	W
at Delta State	6-3	W
* LOUISIANA STATE	12-4	W
* LOUISIANA STATE	7-6	W
* LOUISIANA STATE	26-13	W
SOUTH ALABAMA	0-3	L
SOUTH ALABAMA	5-7	L
BIRMINGHAM-SOUTHERN	3-5	L
BIRMINGHAM-SOUTHERN	10-2	W
SOUTHERN MISS	7-3	W
SOUTHERN MISS	9-5	W
at Ole Miss	2-12	L
at Ole Miss	4-5	L
at Ole Miss	4-8	L
ARKANSAS STATE	18-10	W
ARKANSAS STATE	7-4	W

# YEAR-BY-YEAR RESULTS (1885 to 2010)

at Birmingham-Southern	17-12	W
* AUBURN	4-2	W
* AUBURN	12-3	W
AUBURN	7-8	L
JACKSON STATE	8-5	W
JACKSON STATE	9-8	W
at Memphis State	3-5	L
at Memphis State	8-4	W
# at Florida	8-3	W
# vs. Auburn	7-10	L
# vs. Georgia	9-3	W
# vs. Auburn	3-2	W
# vs. Auburn	5-8	L
! vs. Baylor	0-3	L
! vs. Louisiana Tech	6-5	W
! vs. Pan American	7-5	W
! vs. Baylor	3-6	L
# - SEC Tournament (Gainesville, Fla. - 2nd)		
! - NCAA South Central Reg. (Arlington, Texas - 2nd)		

## 1979 (48-12 • 17-2 SEC)

### SEC CHAMPIONS

### SEC TOURNAMENT CHAMPIONS

NCAA South Regional  
Champions

### COLLEGE WORLD SERIES

MISSISSIPPI COLLEGE	5-0	W
LIVINGSTON	7-1	W
LIVINGSTON	15-8	W
* at Louisiana State	3-1	W
* at Louisiana State	1-2	L
ARKANSAS STATE	11-3	W
ARKANSAS STATE	5-4	W
Jackson State (Jackson, Miss.)	3-4	L
Jackson State (Jackson, Miss.)	3-0	W
* ALABAMA	5-1	W
* ALABAMA	6-1	W
DELTA STATE	4-2	W
DELTA STATE	9-8	W
* AUBURN	13-5	W
* AUBURN	11-2	W
* AUBURN	15-8	W
MISSOURI BAPTIST	10-6	W
MISSOURI BAPTIST	5-3	W
at South Alabama	7-8	L
at South Alabama	12-1	W
at Southern Miss	17-2	W
at Southern Miss	9-8	W
ST. OLAF	23-4	W
ST. OLAF	14-1	W
* OLE MISS	4-1	W
* OLE MISS	10-0	W
* OLE MISS	12-4	W
* BIRMINGHAM-SOUTHERN	12-3	W
* at Birmingham-Southern	11-1	W
* LOUISIANA STATE	5-0	W
* LOUISIANA STATE	5-2	W
x at Jackson Mets	4-1	W
at Hawaii	5-6	L
at Hawaii	8-9	L
at Hawaii	12-19	L
at Hawaii	6-4	W
at Hawaii	7-6	W
at Hawaii	0-10	L
* at Auburn	4-1	W
* at Auburn	0-3	L
* at Auburn	7-1	W
* at Alabama	6-4	W
* at Alabama	2-0	W
MISSISSIPPI COLLEGE	6-1	W
WILLIAM CAREY	6-10	L
WILLIAM CAREY	3-2	W
LOUISIANA TECH	2-0	W
LOUISIANA TECH	14-8	W
* at Ole Miss	5-3	W
* at Ole Miss	5-1	W
# KENTUCKY	6-5	W
# LOUISIANA STATE	12-5	W
# FLORIDA	12-11	W
! NEW ORLEANS	11-13	L
! TULANE	12-4	W
! NEW ORLEANS	13-10	W
! MURRAY STATE	8-6	W
! MURRAY STATE	18-8	W
\$ vs. Cal State Fullerton	6-1	W
\$ vs. Texas	2-8	L
\$ vs. Pepperdine	4-5	L
# - SEC Tournament (Starkville, Miss. - 11st)		
! - NCAA South Regional (Starkville, Miss. - 1st)		
\$ - College World Series (Omaha, Neb. - 15th)		
x - exhibition		

## 1980 (31-19 • 10-11 SEC)

MISSISSIPPI COLLEGE	7-2	W
at Livingston	6-4	W
KENTUCKY	4-9	L
KENTUCKY	10-0	W
* at Auburn	4-5	L
* at Auburn	4-13	L
* at Auburn	5-7	L
* at Tulane	9-2	W
* at Tulane	0-1	L
* ALABAMA	13-12	W
* ALABAMA	3-5	L
* ALABAMA	5-7	L
MISSOURI BAPTIST	7-0	W
UNION	7-1	W
UNION	11-0	W
at William Carey	4-3	W
at William Carey	7-4	W
SOUTH ALABAMA	3-5	W
SOUTH ALABAMA	3-2	W
* at Mississippi	1-0	W
* at Mississippi	4-6	L
* at Mississippi	5-0	W
LIVINGSTON	3-2	W
JACKSON STATE	4-5	L
JACKSON STATE	12-3	W
* LOUISIANA STATE	2-5	L
* LOUISIANA STATE	0-2	L
* LOUISIANA STATE	9-7	W
at Arkansas State	7-3	W
at Arkansas State	3-0	W
at Delta State	9-12	L
at Delta State	9-1	W
SOUTHERN MISS	4-2	W
SOUTHERN MISS	9-1	W
* AUBURN	2-1	W
* AUBURN	2-3	L
* AUBURN	4-1	W
at Louisiana Tech	4-14	L
at Louisiana Tech	1-5	L
Miss. College (Jackson, Miss.)	17-3	W
* at Alabama	4-3	W
* at Alabama	4-9	L
* at Alabama	15-11	W
Mississippi (Jackson, Miss.)	9-2	W
Arkansas (Greenville, Miss.)	7-6	W
BIRMINGHAM-SOUTHERN	3-2	W
BIRMINGHAM-SOUTHERN	3-6	L
* MISSISSIPPI	3-1	W
* MISSISSIPPI	4-8	L
* MISSISSIPPI	3-1	W

## 1981 (46-17 • 17-6 SEC)

### NCAA South Regional Champions

### COLLEGE WORLD SERIES

LIVINGSTON	15-1	W
* LOUISIANA STATE	15-1	W
* LOUISIANA STATE	5-2	W
LOUISIANA TECH	10-2	W
LOUISIANA TECH	8-7	W
* AUBURN	7-8	L
* AUBURN	3-4	L
* AUBURN	8-3	W
at Arizona	11-9	W
at Arizona	16-12	W
at Grand Canyon College	9-1	W
at Grand Canyon College	10-7	W
vs. Oklahoma St. (Las Vegas, Nev.)	9-20	L
at Nevada-Las Vegas	23-17	W
at Nevada-Las Vegas	4-3	W
at Livingston	21-20	W
* at Alabama	5-3	W
* at Alabama	1-2	L
* at Alabama	4-8	L
vs. Mississippi (Jackson, Miss.)	4-3	W
at Southern Miss	5-4	W
at Southern Miss	6-2	W
at South Alabama	3-5	L
at South Alabama	4-7	L
MISSISSIPPI COLLEGE	14-1	W
* MISSISSIPPI	12-4	W
* MISSISSIPPI	7-1	W
* MISSISSIPPI	8-3	W
TULANE	12-5	W
TULANE	12-4	W
at Mississippi College	2-5	L
* at Auburn	4-6	L
* at Auburn	3-2	W
* at Auburn	12-6	W
DELTA STATE	1-4	L

DELTA STATE	8-3	W
* at Louisiana State	11-1	W
* at Louisiana State	7-2	W
* at Louisiana State	12-4	W
WILLIAM CAREY	11-3	W
WILLIAM CAREY	17-5	W
* ALABAMA	8-4	W
* ALABAMA	5-3	W
* ALABAMA	13-5	W
ARKANSAS STATE	3-0	W
ARKANSAS STATE	24-3	W
Arkansas (Greenville, Miss.)	11-6	W
Jackson State (Jackson, Miss.)	6-4	W
Jackson State (Jackson, Miss.)	10-11	L
at Birmingham-Southern	4-5	L
at Birmingham-Southern	11-7	W
* at Mississippi	12-6	W
* at Mississippi	7-4	W
* at Mississippi	4-7	L
# KENTUCKY	3-2	W
# FLORIDA	3-8	L
# KENTUCKY	2-3	L
! vs. East Tennessee State	7-6	W
! vs. Wichita State	5-1	W
! vs. East Tennessee State	6-5	W
\$ vs. Michigan	4-0	W
\$ vs. Arizona State	3-4	L
\$ vs. South Carolina	5-6	L
# - SEC Tournament (Starkville, Miss. - 3rd)		
! - NCAA Atlantic Regional (Clemson, S.C. - 1st)		
\$ - College World Series (Omaha, Neb. - 15th)		

## 1982 (28-23 • 11-13 SEC)

BIRMINGHAM-SOUTHERN	8-4	W
BIRMINGHAM-SOUTHERN	6-2	W
LIVINGSTON	12-7	W
SOUTH ALABAMA	1-5	L
SOUTH ALABAMA	3-8	L
at UAB	2-10	L
at UAB	16-17	L
* LOUISIANA STATE	16-3	W
* LOUISIANA STATE	0-3	L
* LOUISIANA STATE	2-6	L
at William Carey	7-3	W
at William Carey	4-6	L
vs. Mississippi (Jackson, Miss.)	5-8	L
* at Auburn	5-6	L
* at Auburn	4-7	L
* at Auburn	3-4	L
at Arkansas State	7-8	L
at Arkansas State	13-7	W
at Mississippi College	10-8	W
* at Mississippi	6-9	L
* at Mississippi	3-0	W
* at Mississippi	2-7	L
at Louisiana Tech	12-5	W
at Louisiana Tech	9-6	W
MISSISSIPPI COLLEGE	16-2	W
* ALABAMA	10-2	W
* ALABAMA	6-4	W
* ALABAMA	5-6	L
JACKSON STATE	13-3	W
JACKSON STATE	6-2	W
at Livingston	5-2	W
at New Orleans	0-5	L
at New Orleans	2-5	L
WEST FLORIDA	17-2	W
WEST FLORIDA	24-9	W
vs. Delta State (Greenville, Miss.)	4-9	L
SOUTHERN MISS	15-3	W
SOUTHERN MISS	10-1	W
at Louisiana State	2-1	W
* at Louisiana State	0-2	L
* at Louisiana State	6-4	W
* AUBURN	9-2	W
* AUBURN	6-0	W
* AUBURN	10-0	W
vs. Arkansas (Greenville, Miss.)	8-7	W
* MISSISSIPPI	1-0	W
* MISSISSIPPI	5-9	L
* MISSISSIPPI	4-11	L
* at Alabama	15-0	W
* at Alabama	2-16	L
* at Alabama	6-12	L

## 1983 (42-15 • 17-5 SEC)

NCAA Central Regional	MISSISSIPPI COLLEGE	8-12	L
EAST TENNESSEE STATE	6-1	W	
LIVINGSTON	13-0	W	
at South Alabama	12-14	L	
at South Alabama	8-5	W	
* ALABAMA	18-6	W	
* ALABAMA	6-5	W	

at Birmingham-Southern	12-5	W
* at Louisiana State	10-4	W
* at Louisiana State	2-7	L
* at Louisiana State	13-6	W
at Livingston	10-2	W
at West Florida	3-6	L
* AUBURN	8-0	W
* AUBURN	5-1	W
* AUBURN	7-2	W
at Delta State	6-9	L
at Delta State	11-6	W
vs. Mississippi (Jackson, Miss.)	9-1	W
Jackson State (Jackson, Miss.)	15-9	W
Jackson State (Jackson, Miss.)	12-1	W
NEW ORLEANS	12-2	W
NEW ORLEANS	8-4	W
at Mississippi College	6-0	W
* MISSISSIPPI	27-10	W
* MISSISSIPPI	4-8	L
* MISSISSIPPI	7-6	W
* at Alabama	13-10	W
* at Alabama	12-10	W
* at Alabama	9-12	L
at Southern Miss	9-6	W
at Southern Miss	17-12	W
* LOUISIANA STATE	2-5	L
* LOUISIANA STATE	10-1	W
* LOUISIANA STATE	16-8	W
UAB	11-8	W
WILLIAM CAREY	3-2	W
WILLIAM CAREY	5-6	L
ARKANSAS STATE	7-5	W
* at Auburn	8-5	W
* at Auburn	19-8	W
vs. Arkansas (Greenville, Miss.)	9-2	W
vs. Arkansas (Helena, Ark.)	3-5	L
LOUISIANA TECH	8-0	W
LOUISIANA TECH	15-4	W
x at Jackson Mets	9-2	W
* at Mississippi	4-3	W
* at Mississippi	6-7	L
* at Mississippi	17-4	W
# TENNESSEE	11-20	L
# FLORIDA	5-3	W
# TENNESSEE	9-4	W
# ALABAMA	9-10	L
! vs. Tulane	4-2	W
! at Texas	6-2	W
! vs. Pan American	7-5	W
! at Texas	0-7	L
! at Texas	3-12	L
# - SEC Tournament (Starkville, Miss. - 2nd)		
! - NCAA Central Regional (Austin, Texas - 2nd)		
x - exhibition		

## 1984 (45-16 • 18-5 SEC)

NCAA South II Regional	MISSISSIPPI COLLEGE	10-3	W
LIVINGSTON	7-8	L	
* at Mississippi	0-2	L	
* at Mississippi	5-4	W	
* at Mississippi	3-2	W	
at Arkansas State	5-1	W	
at Arkansas State	7-8	L	
BIRMINGHAM-SOUTHERN	7-2	W	
BIRMINGHAM-SOUTHERN	11-5	W	
at Southeastern Louisiana	10-2	W	
vs. St. Francis (Hammond, La.)	4-14	L	
* AUBURN	6-0	W	
* AUBURN	6-1	W	
* AUBURN	14-1	W	
ST. OLAF	11-2	W	
DELTA STATE	16-3	W	
DELTA STATE	17-11	W	
vs. Livingston (Meridian, Miss.)	14-1	W	
* at Louisiana State	4-2	W	
* at Louisiana State	6-11	L	
* at Louisiana State	10-4	W	
at New Orleans	13-20	L	
at New Orleans	15-13	W	
vs. Mississippi (Jackson, Miss.)	3-4	L	
* ALABAMA	8-1	W	
* ALABAMA	5-2	W	
* ALABAMA	10-3	W	
at UAB	8-4	W	
* MISSISSIPPI	6-5	W	
* MISSISSIPPI	3-2	W	
* MISSISSIPPI	3-6	L	
SOUTH ALABAMA	5-2	W	
SOUTH ALABAMA	11-4	W	
at William Carey	9-5	W	
at William Carey	2-4	L	
SOUTHERN MISS	10-5	W	
SOUTHERN MISS	8-5	W	
JACKSON STATE	19-8	W	
JACKSON STATE	12-1	W	

# YEAR-BY-YEAR RESULTS (1885 to 2010)

at Mississippi College	20-2	W
at Louisiana Tech	4-2	W
at Louisiana Tech	13-2	W
at Auburn	5-2	W
* at Auburn	12-4	W
vs. Arkansas (Greenville, Miss.)	9-8	W
vs. Arkansas (Little Rock, Ark.)	9-10	L
* LOUISIANA STATE	5-1	W
* LOUISIANA STATE	8-6	W
* LOUISIANA STATE	3-0	W
* at Alabama	8-2	W
* at Alabama	3-4	L
* at Alabama	3-10	L
vs. New Orleans (Jackson, Miss.)	11-7	W
# vs. Tennessee	11-13	L
# vs. Alabama	8-4	W
# vs. Tennessee	3-8	L
! SOUTH CAROLINA	1-4	L
! NEW ORLEANS	11-4	W
! EASTERN KENTUCKY	13-8	W
! SOUTH CAROLINA	18-9	W
! NEW ORLEANS	3-6	L
# - SEC Tourn. (Gainesville, Fla. - 3rd)		
! - NCAA South II Reg. (Starkville, Miss. - 2nd)		

## 1985 (50-15 • 16-8 SEC)

**SEC CHAMPIONS**  
**SEC TOURNAMENT CHAMPIONS**  
 NCAA South I Regional  
 Champions

### COLLEGE WORLD SERIES

MISSISSIPPI COLLEGE	9-1	W
WILLIAM CAREY	10-0	W
LIVINGSTON	26-4	W
at South Alabama	4-1	W
at South Alabama	2-1	W
SOUTHEASTERN LA.	3-2	W
SOUTHEASTERN LA.	4-2	W
UNION	19-2	W
* AUBURN	4-1	W
* AUBURN	3-2	W
* AUBURN	14-0	W
* at Birmingham-Southern	10-2	W
* at Birmingham-Southern	18-9	W
* at Louisiana State	7-0	W
* at Louisiana State	6-9	L
* at Louisiana State	4-7	L
NEW ORLEANS	4-10	L
NEW ORLEANS	7-6	W
at Livingston	5-0	W
* ALABAMA	4-7	L
* ALABAMA	17-10	W
* ALABAMA	11-5	W
at Delta State	6-4	W
at Delta State	14-8	W
* at Mississippi	4-0	W
* at Mississippi	10-2	W
* at Mississippi	7-12	L
ARKANSAS STATE	13-4	W
ARKANSAS STATE	12-5	W
at Hawaii-Hilo	7-2	W
at Hawaii-Hilo	2-0	W
at Hawaii-Hilo	7-1	W
at Hawaii	8-1	W
at Hawaii	3-4	L
* at Auburn	2-3	L
* at Auburn	1-3	L
* at Auburn	1-8	L
Miss. College (Jackson, Miss.)	5-7	L
JACKSON STATE	9-3	W
JACKSON STATE	18-7	W
* LOUISIANA STATE	6-1	W
* LOUISIANA STATE	6-5	W
* LOUISIANA STATE	7-4	W
vs. Mississippi (Jackson, Miss.)	5-2	W
at Southern Miss	11-4	W
at Southern Miss	3-0	W
* at Alabama	5-6	L
* at Alabama	14-4	W
* at Alabama	6-4	W
vs. Arkansas (Greenville, Miss.)	16-2	W
vs. Arkansas (Little Rock, Ark.)	1-13	L
* MISSISSIPPI	6-5	W
* MISSISSIPPI	4-1	W
* MISSISSIPPI	4-3	W
# Florida	8-3	W
# Georgia	2-0	W
# Georgia	8-3	W
! WEST VIRGINIA	10-1	W
! NEW ORLEANS	8-4	W
! MICHIGAN	6-14	L
! MICHIGAN	19-8	W

\$ vs. Oklahoma State	12-3	W
\$ vs. Arkansas	5-4	W
\$ vs. Texas	7-12	L
\$ vs. Miami (Fla.)	5-6	L
# - SEC Tournament (Baton Rouge, La. - 1st)		
! - NCAA South I Regional (Starkville, Miss. - 1st)		
\$ - College World Series (Omaha, Neb. - 13rd)		

## 1986 (34-21 • 12-15 SEC)

MISSISSIPPI COLLEGE	3-0	W
LIVINGSTON	13-4	W
UNION	3-7	L
SOUTH ALABAMA	8-7	W
SOUTH ALABAMA	7-6	W
* GEORGIA	2-3	L
* GEORGIA	13-2	W
* GEORGIA	7-14	L
KANSAS STATE	10-1	W
at New Orleans	2-11	L
at New Orleans	5-15	L
at Texas A&M	17-9	W
at Texas A&M	11-9	W
* at Auburn	6-7	L
* at Auburn	7-5	W
* at Auburn	1-7	L
LIVINGSTON	9-3	W
* VANDERBILT	9-2	W
* VANDERBILT	1-4	L
* VANDERBILT	4-8	L
QUINCY COLLEGE	22-0	W
QUINCY COLLEGE	16-0	W
* at Mississippi	0-3	L
* at Mississippi	3-12	L
* at Mississippi	3-2	W
LOUISIANA TECH	5-3	W
LOUISIANA TECH	7-8	W
NORTH ALABAMA	7-0	W
* at Tennessee	8-5	W
* at Tennessee	4-9	L
* at Tennessee	6-1	W
DELTA STATE	6-4	W
DELTA STATE	12-1	W
* LOUISIANA STATE	0-4	L
* LOUISIANA STATE	0-4	L
* LOUISIANA STATE	6-5	W
WILLIAM CAREY	6-4	W
WILLIAM CAREY	8-2	W
vs. Mississippi (Jackson, Miss.)	8-5	W
* at Florida	9-3	W
* at Florida	5-1	W
* at Florida	5-9	L
SOUTHERN MISS	5-12	L
SOUTHERN MISS	7-3	W
BIRMINGHAM-SOUTHERN	4-3	W
BIRMINGHAM-SOUTHERN	4-15	L
* KENTUCKY	3-6	L
* KENTUCKY	10-2	W
* KENTUCKY	13-6	W
* at Mississippi College	12-2	W
JACKSON STATE	8-6	W
JACKSON STATE	4-1	W
* at Alabama	5-7	L
* at Alabama	2-4	L
* at Alabama	8-5	W

## 1987 (39-22 • 13-13 SEC)

**SEC CHAMPIONS**  
**SEC TOURNAMENT CHAMPIONS**

NCAA Midwest Regional		
BIRMINGHAM-SOUTHERN	4-1	W
JACKSON STATE	9-0	W
LIVINGSTON	9-8	W
* at Georgia	6-4	W
* at Georgia	0-5	L
at South Alabama	13-7	W
at South Alabama	8-7	W
CUMBERLAND	12-1	W
MISSISSIPPI COLLEGE	22-12	W
TEXAS A&M	7-0	W
TEXAS A&M	6-0	W
ILLINOIS	2-3	L
* AUBURN	4-8	L
* AUBURN	3-9	L
* AUBURN	8-10	L
at William Carey	9-7	W
at William Carey	20-14	W
Jackson State (Jackson, Miss.)	4-5	L
* at Vanderbilt	5-7	L
* at Vanderbilt	9-3	W
* at Vanderbilt	13-14	L
NEW ORLEANS	0-7	L
NEW ORLEANS	1-0	W

BIRMINGHAM-SOUTHERN	2-1	W
* MISSISSIPPI	11-5	W
* MISSISSIPPI	8-0	W
* MISSISSIPPI	6-5	W
Miss. College (Jackson, Miss.)	9-3	W
NORTH ALABAMA	2-1	W
LIVINGSTON	10-1	W
* TENNESSEE	5-4	W
* TENNESSEE	4-3	W
* TENNESSEE	9-5	W
MISSISSIPPI COLLEGE	15-0	W
DELTA STATE	5-4	W
DELTA STATE	16-10	W
* at Louisiana State	5-4	W
* at Louisiana State	4-6	L
* at Louisiana State	5-6	L
at Louisiana Tech	8-12	L
at Louisiana Tech	17-13	W
vs. Mississippi (Jackson, Miss.)	4-6	L
vs. Southern Miss (Jackson, Miss.)	11-7	W
* FLORIDA	6-11	L
* FLORIDA	7-4	W
* FLORIDA	2-8	L
* at Southern Miss	2-5	L
* at Southern Miss	7-8	L
* at Kentucky	1-2	L
* at Kentucky	7-10	L
* at Kentucky	3-5	L
* ALABAMA	10-3	W
* ALABAMA	4-1	W
* ALABAMA	7-2	W
# at Georgia	6-5	W
# vs. Florida	5-4	W
# vs. Auburn	4-3	W
# vs. Louisiana State	13-3	W
! NORTH CAROLINA STATE	10-6	W
! TEXAS A&M	4-7	L
! WESTERN CAROLINA	1-8	L
# - SEC Tournament (Athens, Ga. - 1st)		
! - NCAA Midwest Regional (Starkville, Miss. - 13rd)		

## 1988 (44-20 • 17-10 SEC)

NCAA South Regional		
MISSISSIPPI COLLEGE	21-1	W
SOUTH ALABAMA	12-3	W
SOUTH ALABAMA	0-2	L
CUMBERLAND	27-12	W
* at Mississippi	1-2	L
* at Mississippi	6-2	W
* at Mississippi	6-1	W
LIVINGSTON	6-2	W
LOUISIANA TECH	17-4	W
LOUISIANA TECH	10-0	W
* GEORGIA	25-7	W
* GEORGIA	8-1	W
* GEORGIA	13-0	W
at New Orleans	2-6	L
at New Orleans	13-8	W
MEMPHIS STATE	1-10	L
MEMPHIS STATE	8-5	W
at Delta State	7-1	W
at Delta State	8-9	L
* at Auburn	2-3	L
* at Auburn	11-3	W
* at Auburn	5-1	W
* VANDERBILT	4-0	W
* VANDERBILT	8-7	W
* VANDERBILT	9-18	L
WILLIAM CAREY	13-5	W
WILLIAM CAREY	16-4	W
NORTH ALABAMA	19-8	W
JACKSON STATE	13-3	W
* at Tennessee	8-5	W
* at Tennessee	6-9	L
* at Tennessee	10-2	W
MISSISSIPPI COLLEGE	13-14	L
SOUTHERN MISS	14-9	W
SOUTHERN MISS	5-4	W
vs. Southern Miss (Jackson, Miss.)	6-0	W
* LOUISIANA STATE	4-3	W
* LOUISIANA STATE	2-4	L
* LOUISIANA STATE	1-0	W
at Mississippi College	2-3	L
UAB	5-2	W
UAB	9-4	W
* at Florida	5-6	L
* at Florida	1-5	L
* at Florida	8-13	L
BIRMINGHAM-SOUTHERN	16-1	W
LIVINGSTON	8-3	W
vs. Mississippi (Jackson, Miss.)	7-4	W
Jackson State (Jackson, Miss.)	32-2	W
* KENTUCKY	4-10	L
* KENTUCKY	8-6	W
* KENTUCKY	10-7	W
* at Alabama	7-6	W

* at Alabama	3-6	L
* at Alabama	5-2	W
# AUBURN	10-7	W
# KENTUCKY	6-5	W
# GEORGIA	4-2	W
# FLORIDA	1-3	L
# FLORIDA	3-5	L
! WESTERN CAROLINA	7-4	W
! CAL STATE FULLERTON	1-5	L
! MIDDLE TENNESSEE STATE	12-4	W
! CAL STATE FULLERTON	3-5	L
# - SEC Tournament (Starkville, Miss. - 2nd)		
! - NCAA South Regional (Starkville, Miss. - 12nd)		

## 1989 (54-14 • 20-5 SEC)

**SEC CHAMPIONS**  
 NCAA South Regional

BIRMINGHAM-SOUTHERN	16-3	W
MISSISSIPPI COLLEGE	9-0	W
at South Alabama	10-6	W
* OLE MISS	7-8	L
at Louisiana Tech	7-14	L
at Louisiana Tech	9-1	W
LIVINGSTON	11-7	W
* at Georgia	3-1	W
* at Georgia	13-1	W
* at Georgia	13-7	W
JACKSON STATE	16-11	W
GEORGE WASHINGTON	15-0	W
at Hawaii-Hilo	2-3	L
at Hawaii-Hilo	14-2	W
at Hawaii	8-6	W
at Hawaii	10-4	W
at Hawaii	7-10	L
* AUBURN	1-8	L
* AUBURN	13-3	W
* AUBURN	11-5	W
LINCOLN MEMORIAL	9-0	W
vs. Ole Miss (Jackson, Miss.)	3-4	L
at Memphis State	10-3	W
* at Vanderbilt	19-4	W
* at Vanderbilt	8-5	W
* at Vanderbilt	10-8	W
NEW ORLEANS	11-2	W
NEW ORLEANS	7-1	W
x at Jackson Mets	14-1	W
* TENNESSEE	14-8	W
* TENNESSEE	5-0	W
* TENNESSEE	5-1	W
at Mississippi College	19-8	W
at Southern Miss	12-5	W
at Southern Miss	5-8	L
* at Louisiana State	4-3	W
* at Louisiana State	4-3	W
* at Louisiana State	9-19	L
LIVINGSTON	17-1	W
DELTA STATE	2-1	W
DELTA STATE	4-1	W
BELHAVEN	7-0	W
vs. Southern Miss (Jackson, Miss.)	5-4	W
* FLORIDA	4-3	W
* FLORIDA	5-4	W
* FLORIDA	14-3	W
WILLIAM CAREY	15-9	W
WILLIAM CAREY	12-1	W
Jackson State (Jackson, Miss.)	9-4	W
* at Kentucky	3-6	L
* at Kentucky	12-8	W
* at Kentucky	28-16	W
MISSISSIPPI COLLEGE	18-1	W
* ALABAMA	8-15	L
* ALABAMA	4-3	W
* ALABAMA	4-5	L
# Auburn	3-5	L
# Alabama	11-10	W
# Georgia	6-15	L
# JACKSON STATE	5-3	W
vs. Eastern Kentucky (Jackson, Miss.)	15-4	W
EASTERN KENTUCKY	8-4	W
EASTERN KENTUCKY	6-2	W
! WESTERN CAROLINA	8-0	W
! NICHOLLS STATE	11-2	W
! NORTH CAROLINA	1-2	L
! INDIANA STATE	11-2	W
! NORTH CAROLINA	6-0	W
! NORTH CAROLINA	1-7	L
# - SEC Tournament (Gainesville, Fla. - 14th)		
! - NCAA South Regional (Starkville, Miss. - 12nd)		

2011 BULLDOG BASEBALL

# YEAR-BY-YEAR RESULTS (1885 to 2010)

## 1990 (50-21 • 17-9 SEC)

**SEC Tourn. Co-Champions**  
**NCAA South II Regional Champs**  
**COLLEGE WORLD SERIES**

@ vs. Louisiana State (New Orleans, La.)	6-7	L
@ at New Orleans	2-3	L
@ at Tulane	7-4	W
BIRMINGHAM-SOUTHERN	7-0	W
JACKSON STATE	4-1	W
SOUTH ALABAMA	3-7	L
SOUTH ALABAMA	3-2	W
MEMPHIS STATE	9-1	W
MEMPHIS STATE	2-4	L
LOUISIANA TECH	10-0	W
LOUISIANA TECH	6-1	W
at William Carey	4-0	W
at William Carey	13-3	W
ILLINOIS STATE	9-8	W
ILLINOIS STATE	12-4	W
* LOUISIANA STATE	5-6	L
* LOUISIANA STATE	2-1	W
* LOUISIANA STATE	10-9	W
at New Orleans	5-4	W
at New Orleans	1-5	L
* at Alabama	4-7	L
* at Alabama	4-2	W
* at Alabama	10-6	W
* KENTUCKY	3-0	W
* KENTUCKY	9-2	W
* KENTUCKY	8-0	W
vs. Ole Miss (Jackson, Miss.)	4-1	W
SOUTHERN MISS	2-4	L
SOUTHERN MISS	10-5	W
* at Auburn	5-15	L
* at Auburn	13-0	W
at Auburn	4-8	L
Jackson State (Jackson, Miss.)	9-4	W
DELTA STATE	15-14	W
DELTA STATE	24-2	W
* at Florida	9-10	L
* at Florida	18-4	W
at Florida	7-2	W
NORTHEAST LOUISIANA	5-3	W
NORTHEAST LOUISIANA	5-3	W
NORTH ALABAMA	3-10	L
* VANDERBILT	2-4	L
* VANDERBILT	8-6	W
* VANDERBILT	12-4	W
at Mississippi College	8-5	W
at Southern Mississippi	5-8	L
MISSISSIPPI COLLEGE	24-3	W
MISSISSIPPI COLLEGE	12-1	W
* GEORGIA	0-9	L
* GEORGIA	1-12	L
* GEORGIA	22-6	W
LIVINGSTON	7-4	W
BELHAVEN	5-0	W
* at Tennessee	13-3	W
* at Tennessee	9-0	W
* at Tennessee	2-6	L
* at Ole Miss	17-0	W
* at Ole Miss	9-0	W
# vs. Auburn	16-2	W
# vs. LSU	8-17	L
# vs. Florida	8-2	W
# vs. Vanderbilt	17-9	W
# vs. Louisiana State	3-1	W
! BRIGHAM YOUNG	16-5	W
! ILLINOIS	5-3	W
! FLORIDA STATE	11-8	W
! FLORIDA STATE	9-11	L
! FLORIDA STATE	4-3	W
\$ vs. Georgia	0-3	L
\$ vs. Georgia Southern	15-1	W
\$ vs. Stanford	1-6	L

## 1991 (42-21 • 12-9 SEC)

NCAA Northeast Regional		
@ at Louisiana State	4-6	L
@ vs. Georgia (Baton Rouge, La.)	14-3	W
BIRMINGHAM-SOUTHERN	5-0	W
JACKSON STATE	13-1	W
at South Alabama	9-3	W
at South Alabama	10-5	W
at Louisiana Tech	3-7	L

at Louisiana Tech	4-5	L
AUBURN-MONTGOMERY	9-4	W
AUBURN-MONTGOMERY	8-3	W
SOUTHWESTERN LOUISIANA	6-4	W
SOUTHWESTERN LOUISIANA	1-8	L
* at Louisiana State	2-4	L
* at Louisiana State	5-6	L
vs. Ole Miss (Jackson, Miss.)	4-5	L
LIVINGSTON	6-7	L
MISSISSIPPI COLLEGE	10-4	W
* ALABAMA	8-1	W
* ALABAMA	2-0	W
* ALABAMA	11-14	L
* SOUTHWEST MISSOURI STATE	10-2	W
at Memphis State	5-4	W
at Memphis State	10-2	W
* at Kentucky	9-21	L
* at Kentucky	1-4	L
* at Kentucky	4-3	W
NEW ORLEANS	8-6	W
NEW ORLEANS	10-4	W
at Mississippi College	23-0	W
SAMFORD	5-4	W
* AUBURN	2-1	W
* AUBURN	5-4	W
* AUBURN	9-7	W
BELHAVEN	13-2	W
at Delta State	6-3	W
* FLORIDA	1-5	L
* FLORIDA	1-3	L
* WILLIAM CAREY	3-2	W
* WILLIAM CAREY	4-6	W
MISSISSIPPI COLLEGE	20-4	W
at Vanderbilt	8-3	W
at Vanderbilt	8-3	W
at Vanderbilt	7-2	W
Jackson State (Jackson, Miss.)	15-1	W
SOUTHERN MISS	1-7	L
NORTH ALABAMA	6-2	W
* at Georgia	4-6	L
* at Georgia	6-0	W
at Southern Miss	3-2	W
at Southern Miss	2-1	W
* TENNESSEE	4-5	L
* TENNESSEE	6-2	W
* OLE MISS	5-3	W
NORTHWESTERN (La.) STATE	8-6	W
NORTHWESTERN (La.) STATE	10-4	W
# vs. Alabama	15-10	W
# at Louisiana State	2-8	L
# vs. Auburn	1-0	W
# at Louisiana State	4-9	L
! vs. Towson State	10-4	W
! at Maine	6-5	W
! vs. Clemson	9-10	L
! at Maine	5-8	L

## 1992 (40-22 • 15-9 SEC)

NCAA Midwest Regional		
@ vs. Texas A&M	0-5	L
@ at Minnesota	8-4	W
@ vs. Florida State	1-5	L
BELHAVEN	4-5	L
WILLIAM CAREY	8-1	W
WILLIAM CAREY	2-7	L
SAMFORD	18-6	W
NORTHERN ILLINOIS	4-0	W
MISSISSIPPI COLLEGE	15-0	W
at UAB	8-1	W
at UAB	5-0	W
SOUTH ALABAMA	7-3	W
SOUTH ALABAMA	2-11	L
LIVINGSTON	7-6	W
* at Tennessee	9-0	W
* at Tennessee	2-3	L
* at Tennessee	2-7	L
MISSISSIPPI COLLEGE	5-7	L
LOUISIANA TECH	1-9	L
LOUISIANA TECH	7-5	W
* GEORGIA	5-4	W
* GEORGIA	6-8	L
* GEORGIA	1-10	L
vs. Ole Miss (Jackson, Miss.)	4-3	W
Jackson State (Jackson, Miss.)	4-8	L
BIRMINGHAM-SOUTHERN	4-1	W
* VANDERBILT	11-5	W
* VANDERBILT	10-6	W
* VANDERBILT	2-1	W
at Mississippi College	3-0	W
JACKSON STATE	8-5	W
DELTA STATE	7-4	W
DELTA STATE	8-2	W

* at Alabama	10-11	L
* at Alabama	8-6	W
* at Alabama	15-2	W
NORTH ALABAMA	2-3	L
MEMPHIS STATE	15-5	W
MEMPHIS STATE	7-6	W
* at Auburn	5-6	L
* at Auburn	4-1	W
* at Auburn	8-3	W
at Southern Miss	3-0	W
at New Orleans	10-6	W
* ARKANSAS	2-0	W
* ARKANSAS	3-2	W
* ARKANSAS	7-6	W
SOUTHERN MISS	4-3	W
SOUTHERN MISS	8-3	W
* OLE MISS	4-3	W
* OLE MISS	3-0	W
* OLE MISS	5-3	W
* at Louisiana State	3-8	L
* at Louisiana State	3-5	L
* at Louisiana State	3-5	L
# vs. Georgia	4-6	L
# vs. Auburn	4-1	W
# vs. Georgia	3-6	L
! NICHOLLS STATE	1-0	W
! OKLAHOMA	9-6	W
! OKLAHOMA	6-10	L
! UCLA	2-3	L

## 1993 (41-21 • 17-12 SEC)

NCAA East Regional		
@ vs. Louisiana State (New Orleans, La.)	7-4	W
@ at Tulane	5-1	W
@ at New Orleans	9-3	W
ALCORN STATE	21-5	W
UAB	4-6	L
UAB	19-7	W
at Louisiana Tech	6-5	W
at Louisiana Tech	18-8	W
MISSISSIPPI COLLEGE	9-4	W
SAMFORD	12-0	W
at William Carey	6-4	W
DELTA STATE	5-1	W
DELTA STATE	8-3	W
BELHAVEN	14-1	W
* TENNESSEE	3-2	W
* TENNESSEE	6-2	W
* TENNESSEE	6-4	W
vs. Ole Miss (Jackson, Miss.)	5-6	L
Jackson State (Jackson, Miss.)	8-1	W
at Georgia	4-5	L
* at Georgia	3-4	L
* at Georgia	5-10	L
NEW ORLEANS	0-3	L
NEW ORLEANS	7-6	W
BIRMINGHAM-SOUTHERN	8-3	W
at Vanderbilt	9-4	W
* at Vanderbilt	8-10	L
* at Vanderbilt	8-7	W
MISSISSIPPI COLLEGE	3-2	W
at Memphis State	4-8	L
* ALABAMA	7-4	W
* ALABAMA	2-0	W
* ALABAMA	9-3	W
Mississippi College (Jackson, Miss.)	6-0	W
SOUTHERN MISS	14-11	W
LIVINGSTON	9-5	W
* AUBURN	4-2	W
* AUBURN	1-6	L
* AUBURN	1-12	L
at Southern Miss	2-3	L
at Southern Miss	4-5	L
WILLIAM CAREY	5-3	W
* at Arkansas	5-3	W
* at Arkansas	6-4	W
* at Arkansas	3-8	L
JACKSON STATE	9-3	W
NORTH ALABAMA	1-0	W
* at Ole Miss	10-2	W
* at Ole Miss	4-5	L
* at Ole Miss	7-0	W
vs. Ole Miss (Jackson, Miss.)	6-7	L
at South Alabama	8-6	W
* LOUISIANA STATE	4-3	W
* LOUISIANA STATE	2-3	L
* LOUISIANA STATE	7-13	L
\$ vs. Arkansas	2-5	L
\$ at Louisiana State	5-3	W
\$ vs. Ole Miss	3-2	W
\$ vs. Auburn	13-10	W

\$ at Louisiana State	3-7	L
! vs. Notre Dame	1-15	L
! vs. Long Beach State	1-2	L

## 1994 (36-23 • 15-12 SEC)

BELHAVEN	13-0	W
MISSISSIPPI VALLEY ST.	14-0	W
MISSISSIPPI COLLEGE	14-9	W
MEMPHIS	4-10	L
MEMPHIS	3-5	L
SOUTH ALABAMA	3-2	W
at William Carey	9-3	W
at William Carey	19-1	W
NORTHEAST LOUISIANA	8-1	W
NORTHEAST LOUISIANA	3-2	W
at Delta State	5-12	L
at Delta State	1-2	L
LOUISVILLE	4-0	W
Jackson State (Jackson, Miss.)	17-9	W
UAB	3-6	L
UAB	3-7	L
at New Orleans	1-3	L
at New Orleans	11-10	W
* FLORIDA	3-5	L
* FLORIDA	5-6	L
BIRMINGHAM-SOUTHERN	1-6	L
vs. Ole Miss (Jackson, Miss.)	5-3	W
* at Kentucky	4-3	W
* at Kentucky	13-12	W
* at Kentucky	16-13	W
LOUISIANA TECH	1-10	L
LOUISIANA TECH	5-1	W
* SOUTH CAROLINA	0-5	L
* SOUTH CAROLINA	6-4	W
* SOUTH CAROLINA	2-7	L
JACKSON STATE	10-8	W
NORTH ALABAMA	8-6	W
at Mississippi College	13-8	W
* at Alabama	4-3	W
* at Alabama	9-7	W
* at Alabama	12-8	W
SOUTH ALABAMA	4-18	L
MISSISSIPPI COLLEGE	13-4	W
LIVINGSTON	8-5	W
* at Auburn (10)	4-1	W
* at Auburn	5-19	L
* at Auburn	2-4	L
SOUTHERN MISS	4-2	W
SOUTHERN MISS (11)	2-4	L
* ARKANSAS	10-9	W
* ARKANSAS	1-12	L
* ARKANSAS	4-14	L
SAMFORD	10-9	W
* OLE MISS	2-1	W
* OLE MISS	17-8	W
* OLE MISS	4-5	L
at Southern Miss	3-0	W
* at Louisiana State	0-3	L
* at Louisiana State	7-4	W
* at Louisiana State	9-1	W
\$ at Ole Miss	4-1	W
\$ vs. Auburn	1-2	L
\$ at Ole Miss	10-2	W
\$ vs. Auburn	5-9	L

## 1995 (34-25 • 11-16 SEC)

MINNESOTA	19-1	W
MINNESOTA	6-2	W
MISSISSIPPI VALLEY STATE	8-3	W
BELHAVEN	10-3	W
at South Alabama	5-4	W
at South Alabama	7-5	W
UAB	13-4	W
at Memphis	11-7	W
at Memphis	7-5	W
WINTHROP	10-6	W
WINTHROP	0-3	L
NICHOLLS STATE	10-2	W
at Northeast Louisiana	1-9	L
at Northeast Louisiana	5-0	W
WILLIAM CAREY	3-8	L
WILLIAM CAREY	12-1	W
MILLSAPS	27-6	W
ALCORN STATE	17-3	W
at Jackson State	11-1	W
* at Florida	0-2	L
* at Florida	1-2	L
* at Florida	2-10	L
JACKSON STATE	9-4	W

# YEAR-BY-YEAR RESULTS (1885 to 2010)

vs. Ole Miss (Jackson, Miss.)	4-5	L
* KENTUCKY	3-5	L
* KENTUCKY	7-5	W
* KENTUCKY	13-7	W
SAMFORD	18-3	W
at Louisiana Tech.	7-4	W
at Louisiana Tech.	2-4	L
* at South Carolina	1-6	L
* at South Carolina	3-2	W
at South Carolina	3-7	L
NEW ORLEANS	2-3	L
NEW ORLEANS	1-5	L
* ALABAMA	4-8	L
* ALABAMA	1-0	W
* ALABAMA	3-2	W
SAMFORD	15-0	W
MISSISSIPPI COLLEGE	12-0	W
* AUBURN	1-5	L
* AUBURN	6-3	W
* AUBURN	2-4	L
at Southern Miss	8-9	L
at Southern Miss	3-4	L
* at Arkansas	1-16	L
* at Arkansas	9-10	L
* at Arkansas	7-12	L
SOUTHERN MISS	14-6	W
SOUTHERN MISS	9-0	W
at Ole Miss	11-3	W
* at Ole Miss	2-1	W
* at Ole Miss	0-9	L
* LOUISIANA STATE	6-3	W
* LOUISIANA STATE	12-10	W
* LOUISIANA STATE	4-6	L
\$ AUBURN	1-0	W
\$ LOUISIANA STATE	6-14	L
\$ ALABAMA	3-6	L

\$ - SEC West Tournament - Starkville, Miss (5th)

## 1996 (38-24 • 17-13 SEC)

NCAA West Regional		
@ at New Orleans (10)	12-13	L
@ at Tulane	3-10	L
@ vs. Louisiana State	4-8	L
MEMPHIS	2-3	L
MEMPHIS	6-3	W
ALCORN STATE	15-3	W
JACKSONVILLE STATE	21-2	W
JACKSONVILLE STATE (10)	3-2	W
JACKSON STATE	5-4	W
DUQUESNE	15-5	W
DUQUESNE	8-4	W
* at Florida	0-10	L
* at Florida	7-4	W
* at Florida	6-10	L
at New Orleans	12-4	W
at New Orleans	3-4	L
* KENTUCKY	9-5	W
* KENTUCKY	18-11	W
* KENTUCKY	7-5	W
* at South Carolina	2-5	L
* at South Carolina	17-5	W
* at South Carolina (14)	5-6	L
* GEORGIA	4-3	W
* GEORGIA	5-4	W
* GEORGIA	5-2	W
at UAB	10-5	W
at UAB	7-1	W
* VANDERBILT	8-4	W
* VANDERBILT	4-6	L
* VANDERBILT	9-3	W
SAMFORD	10-1	W
LOUISIANA TECH	5-2	W
LOUISIANA TECH	6-5	W
* at Alabama	1-3	L
* at Alabama	4-5	L
* at Alabama	5-1	W
at Jackson State	11-5	W
SOUTH ALABAMA	9-13	L
SOUTH ALABAMA	8-3	W
* at Auburn	8-0	W
* at Auburn	10-3	W
* at Auburn	1-3	L
SOUTHERN MISS	5-1	W
SOUTHERN MISS	5-4	W
* ARKANSAS	8-6	W
* ARKANSAS	2-6	L
* ARKANSAS	10-6	W
vs. Mississippi (Jackson, Miss.)	8-4	W
at Southern Miss	2-6	L
at Southern Miss	4-1	W
* OLE MISS	7-8	L
* OLE MISS (10)	2-3	L
* OLE MISS	9-6	W

* at Louisiana State (10)	7-8	L
* at Louisiana State	9-17	L
* at Louisiana State	11-10	L
# vs. Vanderbilt	8-5	W
# vs. Florida (10)	5-6	L
# vs. Kentucky	1-4	L
n vs. UC Santa Barbara	6-2	W
n at Stanford	6-8	L
n vs. Cal State Northridge	19-20	L

@ - Winn-Dixie Showdown (New Orleans, La.)  
# - SEC Tournament (Hoover, Ala. - 15th)  
n - NCAA West Regional (Stanford, Calif. - 3rd)

## 1997 (47-21 • 19-11 SEC)

NCAA Midwest Regional Champions  
**COLLEGE WORLD SERIES**

SAMFORD	15-5	W
at South Alabama	4-5	L
at South Alabama	1-6	L
SOUTHEAST MISSOURI	13-3	W
SOUTHEAST MISSOURI	10-4	W
DELTA STATE	11-4	W
JACKSON STATE	20-0	W
JACKSON STATE	19-1	W
ALCORN STATE	16-1	W
* FLORIDA	2-4	L
* FLORIDA	2-14	L
* FLORIDA	10-15	L
at Memphis	14-6	W
at Memphis	5-4	W
* at Kentucky	6-5	W
* at Kentucky	14-4	W
* at Kentucky	10-14	L
NORTHEAST LOUISIANA	8-5	W
NORTHEAST LOUISIANA (7)	7-1	W
WILLIAM CAREY	12-4	W
* SOUTH CAROLINA	6-3	W
* SOUTH CAROLINA (10)	5-8	L
* SOUTH CAROLINA	11-8	W
vs. Ole Miss (Jackson, Miss.)	7-3	W
* at Georgia	19-8	W
* at Georgia	14-9	W
* at Georgia	3-2	W
at Jackson State (12)	4-2	W
at UAB	3-5	L
at UAB	3-15	L
* at Vanderbilt	15-5	W
* at Vanderbilt (7)	25-13	W
at Vanderbilt (7)	6-7	L
NEW ORLEANS	4-2	W
NEW ORLEANS	5-2	W
NEW ORLEANS	9-6	W
* LOUISIANA STATE	6-6	W
* LOUISIANA STATE	12-20	L
* LOUISIANA STATE	4-1	W
BELHAVEN COLLEGE	15-10	W
MISSISSIPPI VALLEY STATE	25-3	W
* ALABAMA	11-10	W
* ALABAMA	9-7	W
* ALABAMA	3-6	L
SOUTHERN MISS	16-12	W
SOUTHERN MISS	20-2	W
* at Ole Miss	21-6	W
* at Ole Miss	5-2	W
* at Ole Miss	6-4	W
at Southern Miss	4-9	L
at Southern Miss	20-2	W
* AUBURN	4-12	L
* AUBURN	4-6	L
* AUBURN	8-6	W
* at Arkansas	5-8	W
* at Arkansas	13-5	W
* at Arkansas	17-10	W
# vs. South Carolina	12-9	W
# vs. Alabama	3-16	L
# vs. Auburn	4-5	L
n OHIO STATE	8-5	W
n WASHINGTON	4-5	L
n TENNESSEE TECH	25-5	W
n GEORGIA TECH	10-2	W
n WASHINGTON	7-5	W
n WASHINGTON	4-3	W
\$ vs. Alabama	2-3	L
\$ vs. UCLA	7-5	W
\$ vs. Alabama	5-9	L

# - SEC Tournament (Columbus, Ga. - 15th)  
n - NCAA Midwest Regional (Starkville, Miss. - 1st)  
\$ - College World Series (Omaha, Neb. - 15th)

**Pat McMahon**  
(1999-2001)  
Overall: 164-88 (.651)  
SEC: 63-52 (.548)

## 1998 (42-23 • 14-15 SEC)

NCAA Central Regional Champs  
**COLLEGE WORLD SERIES**

SOUTH ALABAMA (12)	13-14	L
SOUTH ALABAMA	11-6	W
JACKSON STATE (7)	19-3	W
LOUISIANA TECH	10-4	W
MISSISSIPPI VALLEY STATE (7)	27-1	W
ALCORN STATE (8)	18-4	W
JACKSON STATE (8)	18-0	W
@ vs. LSU	11-3	W
@ at New Orleans	8-10	L
@ at Tulane	4-1	W
MEMPHIS (10)	8-7	W
MEMPHIS	9-1	W
* TENNESSEE	15-7	W
* TENNESSEE (7)	4-22	L
* TENNESSEE (7)	2-4	L
at Northeast Louisiana	4-3	W
at Northeast Louisiana (11)	4-3	W
* at Florida	8-14	L
* at Florida	5-6	L
* at Florida	5-6	L
WILLIAM CAREY	4-2	W
* OLE MISS	2-1	W
* OLE MISS	5-7	L
* OLE MISS	9-3	W
SAMFORD	16-3	W
* at Alabama (11)	10-12	L
* at Alabama	2-4	L
* at Alabama	13-7	W
vs. Ole Miss (Jackson)	9-3	W
* at Louisiana State	5-8	L
* at Louisiana State	8-3	W
* at Louisiana State	5-11	L
NEW ORLEANS	8-6	W
NEW ORLEANS	7-6	W
* KENTUCKY	3-2	W
* KENTUCKY	2-3	L
* KENTUCKY	9-12	L
UAB	10-1	W
UAB	9-5	W
* at Auburn	13-4	W
* at Auburn	8-0	W
at Southern Miss	1-6	L
at Southern Miss	4-3	W
* GEORGIA	5-4	W
* GEORGIA	9-5	W
* GEORGIA	7-1	W
SOUTHERN MISS	11-0	W
* at South Carolina	16-0	W
* at South Carolina	10-4	W
* at South Carolina	2-6	L
* ARKANSAS	10-14	L
* ARKANSAS	17-3	W
* ARKANSAS	3-8	L
# vs. South Carolina	9-8	W
# vs. Arkansas	3-10	L
# vs. Louisiana State	7-5	W
# vs. Arkansas	3-7	L
n vs. Washington	7-6	W
n at Texas A&M	3-4	L
n vs. Rice	15-14	W
n at Texas A&M	10-9	W
n at Texas A&M	11-5	W
\$ vs. Florida	14-13	W
\$ vs. Louisiana State	8-10	L
\$ vs. Southern California	1-7	L

@ - Winn-Dixie Showdown (New Orleans, La.)  
# - SEC Tournament (Hoover, Ala. - 15th)  
n - NCAA Central Regional (College Station, Tex. - 1st)  
\$ - College World Series (Omaha, Neb. - 15th)

## 1999 (42-21 • 15-13 SEC)

NCAA Columbus Regional		
UNC CHARLOTTE	24-1	W
UNC CHARLOTTE	8-1	W
UNC CHARLOTTE	8-0	W
SOUTH FLORIDA	5-6	L
SOUTH FLORIDA	8-2	W
SOUTH FLORIDA	18-2	W
MISSISSIPPI VALLEY STATE	29-0	W
ARKANSAS-LITTLE ROCK	8-4	W
ARKANSAS-LITTLE ROCK	22-0	W
ARKANSAS-LITTLE ROCK	27-4	W
at South Alabama	10-7	W
at South Alabama	9-7	W
SIENA COLLEGE	5-1	W
SIENA COLLEGE	7-3	W
at New Orleans	11-7	W
at New Orleans	8-5	W
* at Georgia	5-1	W
* at Georgia	1-4	L
* ALCORN STATE	21-1	W
* SOUTH CAROLINA	13-0	W
* SOUTH CAROLINA	3-4	L
* SOUTH CAROLINA	7-6	W
SAMFORD	11-1	W
* at Kentucky	6-12	L
* at Kentucky	10-5	W
* at Kentucky	11-6	W
vs. Ole Miss (Jackson)	6-10	L
* AUBURN	13-3	W
* AUBURN	16-2	W
* AUBURN	2-8	L
NORTHEAST LOUISIANA	13-6	W
NORTHEAST LOUISIANA	18-1	W
* ALABAMA	4-6	L
* ALABAMA	5-4	W
* ALABAMA	10-9	W
at Jackson State	11-2	W
* at Tennessee	4-6	L
* at Tennessee	9-2	W
* at Tennessee	13-10	W
at UAB	15-1	W
at UAB	6-8	L
* LOUISIANA STATE	8-10	L
* LOUISIANA STATE	7-1	W
* LOUISIANA STATE	2-3	L
SOUTHERN MISS	11-3	W
SOUTHERN MISS	9-2	W
* at Arkansas	4-6	L
* at Arkansas	4-7	L
* at Arkansas	5-7	L
* FLORIDA	9-0	W
* FLORIDA	4-6	L
* FLORIDA	15-8	W
* at Ole Miss	1-2	L
* at Ole Miss	4-5	L
* at Ole Miss	9-6	W
# vs. South Carolina (10)	7-5	W
# vs. Alabama	3-4	L
# vs. Mississippi	2-0	W
# vs. Alabama	11-12	L
n vs. Nebraska	18-14	W
n at Ohio State	3-6	L
n vs. Nebraska	13-7	W
n at Ohio State	7-10	L

# - SEC Tournament (Hoover, Ala. - 15th)  
n - NCAA Columbus Regional (Columbus, Ohio - 2nd)

## 2000 (41-20 • 17-10 SEC)

NCAA Starkville Regional Champs		
NCAA Super Regional		
C vs. UAB (Mobile, Ala.)	17-1	W
C vs. Mercer (Mobile, Ala.)	6-4	W
SOUTHEASTERN LA	5-2	W
SOUTHEASTERN LA	9-2	W
UA-LITTLE ROCK	6-2	W
UA-LITTLE ROCK	9-4	W
UA-LITTLE ROCK (11)	8-7	W
at Jackson State	11-0	W
JACKSON STATE	23-0	W
k at Cal State Fullerton	9-14	L
k vs. Southern Cal (5) (Fullerton, Calif.)	1-7	L
at Memphis (Millington, Tenn.)	14-2	W
at Memphis (Millington, Tenn.)	4-1	W
* VANDERBILT	7-5	W
* VANDERBILT	10-7	W
* VANDERBILT	8-0	W
TENNESSEE-MARTIN	16-1	W
TENNESSEE-MARTIN	14-3	W
* at Kentucky	9-6	W
* at Kentucky (10)	7-6	W
ALCORN STATE	13-0	W
* at Alabama	6-9	L

# YEAR-BY-YEAR RESULTS (1885 to 2010)

* at Alabama	12-11	W
* at Alabama	11-13	L
vs. Ole Miss (Jackson, Miss.)	1-4	L
ARKANSAS	3-2	W
UAB	9-6	W
SOUTH ALABAMA	7-6	W
SOUTH ALABAMA	10-4	W
* at South Carolina	0-1	L
* at South Carolina	3-4	L
OLE MISS	1-4	L
OLE MISS	10-4	W
OLE MISS	12-3	W
NEW ORLEANS	8-9	L
NEW ORLEANS	6-5	W
* at Louisiana State	15-13	W
* at Louisiana State	15-18	L
* at Louisiana State	10-3	W
at Southern Miss	6-10	L
at Southern Miss	8-5	W
TENNESSEE	7-3	W
TENNESSEE	4-2	W
TENNESSEE (11)	4-3	W
at Samford	20-7	W
* FLORIDA	20-7	W
* FLORIDA (11)	6-9	L
* FLORIDA	12-7	W
at UAB	18-7	W
at Auburn	3-6	L
* at Auburn	10-9	W
* at Auburn	5-9	L
# vs. Alabama	3-9	L
# vs. Georgia	0-5	L
n SOUTH ALABAMA	9-2	W
n NOTRE DAME	8-1	W
n NOTRE DAME	0-7	L
n NOTRE DAME	10-9	W
s at Clemson	4-11	L
s at Clemson	4-9	L

*c - Coca-Cola Classic (Mobile, Ala. - 1st)*  
*k - Kia Baseball Bash (Fullerton, Calif. - 13rd)*  
*# - SEC Tournament (Hoover, Ala. - 17th)*  
*n - NCAA Starkville Regional (Starkville, Miss. - 1st)*  
*s - NCAA Super Regional (Clemson, S.C. - 2nd)*


## 2001 (39-24 • 17-13 SEC)

### SEC TOURNAMENT CHAMPIONS

NCAA Columbus Regional Champs		
NCAA Super Regional		
N NOTRE DAME	5-7	L
N NOTRE DAME (11)	2-4	L
JACKSON STATE	10-0	W
at Southern Cal	3-7	L
TENNESSEE-MARTIN	5-1	W
TENNESSEE-MARTIN	4-0	W
SAMFORD	3-9	L
JACKSONVILLE STATE	4-0	W
JACKSONVILLE STATE (7)	7-1	W
LOUISIANA-MONROE	4-0	W
LOUISIANA-MONROE (10)	7-8	L
* AUBURN (10)	2-1	W
* AUBURN	4-0	W
* AUBURN	8-2	W
at New Orleans	6-5	W
* at Vanderbilt	3-4	L
* at Vanderbilt	7-2	W
* at Vanderbilt	2-3	L
TENNESSEE TECH	18-9	W
* LOUISIANA STATE	1-9	L
* LOUISIANA STATE	1-7	L
* LOUISIANA STATE	13-0	W
vs. Ole Miss (Jackson, Miss.)	15-6	W
* at Arkansas	5-6	L
* at Arkansas	9-3	W
* at Arkansas	10-2	W
UAB	2-4	L
* at Tennessee	8-9	L
* at Tennessee	13-5	W
* at Tennessee	7-2	W
* SOUTH ALABAMA	4-5	L
* SOUTH ALABAMA	9-2	W
* SOUTH CAROLINA	2-6	L
* SOUTH CAROLINA (11)	4-3	W
* SOUTH CAROLINA	8-7	L
MISSISSIPPI VALLEY STATE	17-7	W
SOUTHERN MISS	2-6	L
SOUTHERN MISS	6-4	W
* KENTUCKY	10-4	W
* KENTUCKY	9-4	W
* KENTUCKY	8-7	W
ALCORN STATE	12-4	W
MISSISSIPPI VALLEY ST. (7)	11-0	W
* at Florida	4-11	L
* at Florida (10)	2-4	L
* at Florida (14)	5-6	L
* ALABAMA	1-8	L
* ALABAMA	3-2	W

* ALABAMA	1-7	L
at UAB	6-5	W
* at Ole Miss	6-3	W
* at Ole Miss	7-6	W
* at Ole Miss	3-6	L
# vs. South Carolina	2-1	W
# vs. Georgia	8-4	W
# vs. South Carolina	6-7	L
# vs. South Carolina	1-0	W
# vs. Louisiana State	4-1	W
n vs. Kent State (10)	9-8	W
n vs. Delaware	4-3	W
n vs. Kent State	14-4	W
s at Cal State Fullerton	2-13	L
s at Cal State Fullerton	3-9	L

*N - NBC Classic (Starkville, Miss.)*  
*# - SEC Tournament (Hoover, Ala. - 1st)*  
*n - NCAA Columbus Regional (Columbus, Ohio - 1st)*  
*s - NCAA Super Regional (Fullerton, Calif. - 2nd)*



**Ron Polk**  
(1976-97, 2002-08)  
Overall: 1,139-588-2 (.662)  
SEC: 419-324 (.564)

## 2002 (34-24-1 • 14-15 SEC)

N UAB	4-2	W
N OHIO STATE	2-9	L
N OHIO STATE (8)	6-6	T
at Louisiana Tech	14-7	W
at Louisiana-Monroe	6-5	W
JACKSONVILLE STATE	11-6	W
JACKSONVILLE STATE	14-2	W
JACKSONVILLE STATE	5-1	W
JACKSON STATE	9-0	W
LOYOLA MARYMOUNT	7-1	W
LOYOLA MARYMOUNT	8-5	W
LOYOLA MARYMOUNT	2-3	L
at South Alabama	7-8	L
at South Alabama	4-8	L
* SOUTH CAROLINA	12-4	W
* SOUTH CAROLINA	3-5	L
* SOUTH CAROLINA	6-9	L
* at Kentucky	4-2	W
* at Kentucky	7-8	L
* at Kentucky	13-3	W
NEW ORLEANS	3-7	L
NEW ORLEANS	7-1	W
* at Louisiana State	15-4	W
* at Louisiana State	3-7	L
TENNESSEE-MARTIN	6-5	W
vs. Ole Miss (Jackson, Miss.)	4-8	L
* GEORGIA	7-5	W
* GEORGIA	14-4	W
* GEORGIA	2-9	L
SAMFORD	7-2	W
MISSISSIPPI VALLEY STATE	11-1	W
* ARKANSAS	17-4	W
* ARKANSAS	3-7	L
* ARKANSAS	6-4	W
at Southern Miss	19-2	W
at Southern Miss	3-6	L
* at Auburn	5-7	L
* at Auburn	12-1	W
* at Auburn	7-19	L
UAB	8-3	W
West Alabama	17-5	W
* at Vanderbilt	6-4	W
* at Vanderbilt	12-4	W
* at Vanderbilt	4-0	W
* FLORIDA	4-5	L
* FLORIDA	3-5	L
* FLORIDA	0-4	L
MISSISSIPPI VALLEY ST.	18-5	W
* at Alabama	5-9	L
* at Alabama	7-9	L
* at Alabama	4-11	L
at UAB	6-1	W
at Samford	13-7	W
* OLE MISS	12-2	W
* OLE MISS	14-5	W
* OLE MISS	10-5	W
\$ vs. Alabama (8)	2-12	L
\$ vs. Georgia	10-3	W
\$ vs. Florida	0-5	L

*N - NBC Classic (Starkville, Miss.)*  
*# - SEC Tournament (Hoover, Ala. - 5th)*

## 2003 (42-20-1 • 17-12 SEC)

NCAA Starkville Regional		
N BIRMINGHAM-SOUTHERN	1-4	L
N CONNECTICUT	4-3	W
N CONNECTICUT	11-2	W
EAST TENNESSEE ST.	7-0	W
EAST TENNESSEE ST.	10-1	W
EAST TENNESSEE ST.	11-4	W
at UAB	14-5	W
LOUISIANA TECH (6)	5-5	T
LIPSCOMB UNIVERSITY	8-1	W
LIPSCOMB UNIVERSITY	3-1	W
LIPSCOMB UNIVERSITY	12-1	W
at New Orleans	7-2	W
at New Orleans	9-4	W
* VANDERBILT (13)	5-4	W
* VANDERBILT	3-4	L
* VANDERBILT	9-1	W
at Memphis (AutoZone Park)	12-3	W
at Memphis (10) (AutoZone Park)	7-8	L
* at Arkansas (10)	4-3	W
* at Arkansas	8-3	W
* at Arkansas	5-1	W
MOREHEAD STATE	10-4	W
MOREHEAD STATE	10-3	W
* at Ole Miss	2-0	W
* at Ole Miss	7-0	W
* at Ole Miss	8-4	W
UAB	13-4	W
vs. Ole Miss (Jackson, Miss.)	1-5	L
* KENTUCKY	8-1	W
* KENTUCKY	2-8	L
* AUBURN	4-2	W
* AUBURN	5-8	L
* AUBURN	3-7	L
MISSISSIPPI VALLEY ST.	21-6	W
Samford (12)	5-4	W
* at South Carolina	3-4	L
* at South Carolina	1-2	L
* at South Carolina	2-1	W
SOUTHERN MISS	6-4	W
SOUTHERN MISS	2-5	L
* at Florida	5-13	L
* at Florida	6-5	W
* at Florida	6-14	L
LOUISIANA-MONROE	5-4	W
* LOUISIANA STATE	4-2	W
* LOUISIANA STATE	5-0	W
* LOUISIANA STATE	1-5	L
* at Georgia	5-6	L
* at Georgia	7-5	W
* at Georgia (15)	8-9	L
SOUTHEASTERN LA.	13-2	W
WINTHROP	9-3	W
* ALABAMA	11-8	W
* ALABAMA	7-15	L
* ALABAMA	9-1	W
# vs. Ole Miss (12)	5-4	W
# vs. Louisiana State	2-7	L
# vs. Ole Miss	4-1	W
# vs. Louisiana State	5-17	L
n MIDDLE TENNESSEE	10-4	W
n NORTH CAROLINA	5-10	L
n MISSOURI	10-5	W
n NORTH CAROLINA (11)	6-8	L

*N - NBC Classic (Starkville, Miss.)*  
*# - SEC Tournament (Hoover, Ala. - 5th)*  
*n - NCAA Starkville Regional (Starkville, Miss. - 2nd)*

## 2004 (35-24 • 13-17 SEC)

NCAA Atlanta Regional		
C WESTERN KENTUCKY	12-0	W
C ILLINOIS	9-6	W
C ILLINOIS	9-3	W
JACKSON STATE	18-4	W
MISSISSIPPI VALLEY ST.	9-1	W
TENNESSEE TECH	12-1	W
TENNESSEE TECH	8-0	W
SOUTH ALABAMA	4-2	W
SOUTH ALABAMA	3-2	W
N SOUTHERN CAL.	4-5	L
N SOUTHERN CAL.	0-3	L
N SOUTHERN CAL.	4-1	W
E vs. Louisiana Tech (Jackson)	7-0	W
E vs. UL-Monroe (12) (Jackson)	7-3	W
* TENNESSEE	4-9	L
* TENNESSEE	3-8	L
* TENNESSEE (10)	2-1	W
BIRMINGHAM-SOUTHERN	1-10	L
SAMFORD	0-6	L

* at LOUISIANA STATE	7-3	W
* at LOUISIANA STATE	6-11	L
* at LOUISIANA STATE	3-14	L
UAB	6-5	W
UL-MONROE	8-4	W
* OLE MISS	1-7	L
* OLE MISS	7-5	W
* OLE MISS	2-4	L
at Southern Miss	18-9	W
at Southern Miss	9-7	W
* at Kentucky	9-10	L
* at Kentucky	10-8	W
* at Kentucky	12-3	W
vs. Ole Miss (Jackson)	4-10	L
* FLORIDA	11-2	W
* FLORIDA	9-16	L
* FLORIDA	3-8	L
MEMPHIS	10-2	W
MEMPHIS (6)	7-2	W
* at Auburn	6-4	W
* at Auburn (13)	9-8	W
* at Auburn	5-6	L
at UAB	12-2	W
* at Vanderbilt	2-7	L
* at Vanderbilt	1-5	L
* at Vanderbilt (10)	4-5	L
GEORGIA	6-7	L
GEORGIA	4-8	L
GEORGIA	6-8	L
LOUISIANA TECH	10-7	W
* ARKANSAS (10)	3-2	W
* ARKANSAS (7)	5-4	W
* ARKANSAS (8)	2-4	L
* at Alabama	11-9	W
* at Alabama	7-1	W
* at Alabama	4-1	W
n vs. Texas Tech	6-10	L
n vs. Jacksonville State	7-6	W
n vs. Texas Tech	7-14	L

*C - MSU Challenge (Starkville, Miss.)*  
*N - NBC Classic (Starkville, Miss.)*  
*E - Entergy Louisiana Challenge*  
*n - NCAA Atlanta Regional (Atlanta, Ga.)*

## 2005 (42-22 • 13-16 SEC)

### SEC TOURNAMENT CHAMPIONS

NCAA Coral Gables Regional		
EASTERN ILLINOIS	3-1	W
EASTERN ILLINOIS	16-6	W
MISSISSIPPI VALLEY STATE	14-7	W
N AUSTIN PEAY	4-3	W
N KANSAS	5-0	W
N KANSAS	9-2	W
LOUISIANA TECH	5-3	W
JACKSON STATE	14-2	W
at Arizona	3-9	L
at Arizona	3-7	L
at Arizona	13-12	W
MEMPHIS	11-8	W
MEMPHIS	4-2	W
* VANDERBILT	3-10	L
* VANDERBILT	5-3	W
* VANDERBILT	5-1	W
NEW ORLEANS	5-1	W
NEW ORLEANS	8-4	W
at Arkansas	5-3	W
* at Arkansas	13-4	W
vs. Mississippi (Jackson)	1-5	L
* at Tennessee (7)	1-2	L
* at Tennessee (7)	1-2	L
vs. Samford (Jackson)	14-5	W
* AUBURN	4-1	W
* AUBURN	7-8	L
* AUBURN	4-0	W
UL-MONROE	9-3	W
SAMFORD	13-1	W
* at Georgia	1-5	L
* at Georgia	6-0	W
* at Georgia	3-6	L
at South Alabama	10-6	W
E vs. South Alabama (Jackson)	2-1	W
* KENTUCKY	12-4	W
* KENTUCKY	5-12	L
* KENTUCKY	3-2	W
SOUTHERN MISS	5-4	W
SOUTHERN MISS	1-6	L
* at Mississippi	4-11	L
* at Mississippi	0-5	L
* at Mississippi	1-9	L
* ALABAMA	7-3	W
* ALABAMA	3-5	L
* ALABAMA	5-3	W

# YEAR-BY-YEAR RESULTS (1885 to 2010)

E vs. Birmingham-Sou. (Jackson)	10-4	W
MISSISSIPPI VALLEY STATE	3-2	W
* at Florida	2-8	L
* at Florida	1-2	L
* at Florida	6-5	W
UT-MARTIN	17-3	W
UT-MARTIN	8-3	W
* LOUISIANA STATE	5-7	L
* LOUISIANA STATE	5-3	W
* LOUISIANA STATE	2-3	L
# vs. Louisiana State	9-2	W
# vs. South Carolina	6-2	W
# vs. Tennessee	3-2	W
# vs. Ole Miss	4-1	W
n vs. Florida Atlantic	13-2	W
n at Miami	1-4	L
n vs. Florida Atlantic	8-4	W
n at Miami	4-10	L

N — NBC Classic (Starkville, Miss.)  
E — Entergy Alabama Challenge (Jackson, Miss.)  
# — SEC Tournament (Hoover, Ala. - 1st)  
n — NCAA Coral Gables Regional (Miami, Fla. - 2nd)

## 2006 (37-23 • 12-17 SEC)

NCAA Clemson Regional		
MARIST COLLEGE	9-3	W
MARIST COLLEGE	3-1	W
MARIST COLLEGE	4-2	W
ARKANSAS STATE	9-5	W
ARKANSAS STATE	10-4	W
ARKANSAS STATE	5-4	W
LOUISIANA TECH	11-1	W
LOUISIANA-MONROE	7-2	W
c ARIZONA	3-2	W
c ARIZONA	9-2	W
c ARIZONA	5-4	W
at UAB	20-4	W
at Jacksonville State	7-4	W
* TENNESSEE	8-2	W
* TENNESSEE	4-3	W
UAB	10-3	W
JACKSONVILLE STATE	6-1	W
* at Louisiana State	11-1	W
* at Louisiana State	6-8	L
* at Louisiana State (10)	7-6	W
BIRMINGHAM-SOUTHERN	5-4	W
BIRMINGHAM-SOUTHERN	9-2	W
* at Alabama	3-5	L
* at Alabama	4-5	L
* at Alabama (11)	4-2	W
at Louisiana Tech.	12-13	L
vs. UL-Monroe (Pearl, Miss.)	15-4	W
UL-Monroe (Pearl, Miss.)	11-0	W
* GEORGIA	15-5	W
* GEORGIA	1-6	L
* GEORGIA	2-4	L
vs. Mississippi (Jackson, Miss.)	0-1	L
* at Auburn	4-9	L
* at Auburn	17-10	W
at Auburn	3-7	L
at Memphis	12-8	W
at Memphis (AutoZone Park)	5-3	W
* ARKANSAS	2-6	L
* ARKANSAS	9-8	W
* ARKANSAS	4-6	L
at Southern Miss	6-13	L
at Southern Miss	3-6	L
* at South Carolina	5-11	L
* at South Carolina	7-2	W
* at South Carolina (11)	7-9	L
MISSISSIPPI VALLEY STATE	21-2	W
* FLORIDA	6-2	W
* FLORIDA	8-1	W
* FLORIDA	6-9	L
* at Kentucky	5-18	L
* at Kentucky	2-3	L
* at Kentucky	9-10	L
UT-MARTIN	8-6	W
* MISSISSIPPI	5-6	L
* MISSISSIPPI (10)	11-1	W
* MISSISSIPPI	11-13	L
n vs. Elon	4-5	L
n vs. UNC Asheville	5-4	W
n vs. Elon	12-3	W
n at Clemson	6-8	L

c — Cadence Bank Classic (Starkville, Miss.)  
n — NCAA Clemson Regional (Clemson, S.C. - 2nd)

## 2007 (38-22 • 15-13 SEC)

NCAA Tallahassee Regional Champs  
Starkville Super Regional Champs

### COLLEGE WORLD SERIES

MURRAY STATE	10-5	W
MURRAY STATE	13-1	W
MURRAY STATE	17-9	W
MISSISSIPPI VALLEY STATE	13-2	W
c TROY	2-1	W
c MICHIGAN	3-4	L
c TROY	12-4	W
UAB	12-10	W
JACKSONVILLE STATE	11-9	W
b vs. Winthrop (10)	6-7	L
b at Baylor	8-6	W
b vs. San Francisco	2-1	W
at Dallas Baptist	8-11	L
* at Florida	12-9	W
* at Florida	8-10	L
* at Florida	14-13	W
SAMFORD	7-6	W
* SOUTH CAROLINA	3-20	L
* SOUTH CAROLINA (12)	6-5	W
* SOUTH CAROLINA	3-8	L
MEMPHIS	9-8	W
MEMPHIS	11-9	W
* KENTUCKY	10-7	W
* KENTUCKY	6-10	L
* KENTUCKY	5-4	W
LOUISIANA-MONROE	17-7	W
* at Arkansas	11-9	W
* at Arkansas	2-1	W
* at Arkansas	3-9	L
vs. South Alabama (Pearl, Miss.)	5-1	W
* at Tennessee	4-3	W
vs. Ole Miss (Pearl, Miss.)	14-9	W
* LOUISIANA STATE	12-3	W
* LOUISIANA STATE	5-6	L
* LOUISIANA STATE	1-3	L
SOUTHERN MISS.	11-2	W
SOUTHERN MISS	7-4	W
* at Ole Miss	7-17	L
* at Ole Miss	1-5	L
* at Ole Miss (17)	4-1	W
* AUBURN	4-1	W
* AUBURN	11-6	W
* AUBURN	9-5	W
* at Austin Peay (11)	2-3	L
* at Austin Peay	5-7	L
* at Georgia	4-2	W
* at Georgia (7)	1-2	L
* at Georgia (7)	3-5	L
* ALABAMA	3-4	L
* ALABAMA	9-3	W
* ALABAMA	7-9	L
\$ vs. Mississippi	1-3	L
\$ vs. Vanderbilt	2-3	L
n vs. Stetson	6-3	W
n at Florida State	3-0	W
n at Florida State	9-4	W
S CLEMSON	8-6	W
S CLEMSON	8-5	W
N vs. North Carolina	5-8	L
N vs. Louisville	4-12	L


c — Cadence Bank Classic (Starkville, Miss.)  
n — NCAA Tallahassee Regional (Tallahassee, Fla. - 1st)  
S — Starkville Super Regional (Starkville, Miss. - 1st)  
N — NCAA College World Series (Omaha, Neb. - 17th)

## 2008 (23-33 • 9-21 SEC)

at North Florida	8-2	W
at North Florida	9-17	L
at North Florida	6-11	L
UAB	9-2	W
AIR FORCE	3-1	W
AIR FORCE	4-6	L
AIR FORCE	16-8	W
ARKANSAS-LITTLE ROCK	5-9	L
ARKANSAS-LITTLE ROCK	6-3	W
c BAYLOR	4-5	L
c BAYLOR	11-6	L
c BAYLOR	3-6	L
MISSISSIPPI VALLEY STATE	15-0	W
MISSISSIPPI VALLEY STATE	11-5	W
* Ole Miss	6-15	L
* Ole Miss	6-11	L
* Ole Miss	4-0	W
at UAB	24-10	W
* at South Carolina	1-9	L
* at South Carolina	1-4	L
* at South Carolina	3-10	L
SOUTH ALABAMA	5-6	L
SOUTH ALABAMA (11)	7-6	W

* GEORGIA (10)	3-2	W
* GEORGIA	1-5	L
* GEORGIA (10)	3-5	L
AUSTIN PEAY	13-4	W
AUSTIN PEAY	10-2	W
* at Kentucky	6-5	W
* at Kentucky	4-13	L
* at Kentucky	8-9	L
at Memphis (10) (AutoZone Park)	8-9	L
* VANDERBILT	8-15	L
* VANDERBILT	0-16	L
* VANDERBILT	3-4	L
vs. Ole Miss (Pearl, Miss.)	6-5	W
* at Alabama	7-21	L
* at Alabama	6-4	W
* at Alabama	3-4	L
at Southern Miss	7-11	L
at Southern Miss	7-12	L
* TENNESSEE	4-3	W
* TENNESSEE	9-12	L
* TENNESSEE	7-3	W
* at Auburn	4-11	L
* at Auburn	4-3	W
* at Auburn	2-12	L
vs. Mid. Tenn. (Winchester, TN)	5-20	L
vs. Mid. Tenn. (Winchester, TN)	4-3	W
* at Louisiana State	6-15	L
* at Louisiana State	4-16	L
* at Louisiana State	6-9	L
MEMPHIS	4-1	W
* ARKANSAS	6-5	W
* ARKANSAS	6-5	W
* ARKANSAS	10-15	L

c — Cadence Bank Classic (Starkville, Miss.)



**John Cohen**  
(2009-)

**Overall: 48-62 (.436)**  
**SEC: 15-44 (.254)**

## 2009 (25-29 • 9-20 SEC)

b-NORTHERN ILLINOIS	8-1	W
b-NORTH FLORIDA	7-1	W
b-NORTHERN ILLINOIS	10-11	L
b-NORTH FLORIDA	9-7	W
SOUTH ALABAMA	5-1	W
MISSISSIPPI VALLEY ST.	4-3	W
NICHOLLS	10-8	W
NICHOLLS	6-3	W
at Hawaii	3-1	W
at Hawaii	4-7	L
at Hawaii	5-10	L
at Hawaii	5-11	L
VALPARAISO	9-2	W
VALPARAISO	5-4	W
* SOUTH CAROLINA	13-6	W
* SOUTH CAROLINA	10-3	W
* SOUTH CAROLINA (7)	4-5	L
vs. Southern Miss	7-10	L
UAB	8-4	W
at Georgia	3-5	L
at Georgia	0-4	L
at Georgia	6-10	L
at South Alabama	12-17	L
MEMPHIS	6-3	W
at Arkansas	9-20	L
at Arkansas (7)	1-5	L
at Arkansas (7)	12-4	W
at Louisiana-Monroe	1-7	L
* AUBURN	8-9	L
* AUBURN	8-3	W
* AUBURN	10-12	L
at UAB	10-0	W
SOUTHERN MISS.	7-6	W
* at Tennessee	1-6	L
* at Tennessee	2-4	L
* at Tennessee	10-9	W
vs. Ole Miss	1-8	L
* KENTUCKY (11)	4-5	L
* KENTUCKY (10)	4-3	W
* KENTUCKY	17-22	L
MIDDLE TENNESSEE	6-10	L
MIDDLE TENNESSEE	9-8	W
at Vanderbilt	6-8	L
at Vanderbilt	4-10	L
* at Vanderbilt	3-11	L
* ALABAMA	8-10	L

* ALABAMA	16-17	L
* at Ole Miss	6-5	W
* at Ole Miss	11-8	W
* at Ole Miss	1-8	L
* at Memphis	6-5	W
* LOUISIANA STATE	4-5	L
* LOUISIANA STATE	8-7	W
* LOUISIANA STATE	4-15	L

b — BankFirst Baseball Challenge (Starkville, Miss.)

## 2010 (23-33 • 6-24 SEC)

RHODE ISLAND	9-8	W
RHODE ISLAND	9-0	W
RHODE ISLAND	12-6	W
UAB	6-5	W
SOUTHEASTERN LOUISIANA	1-4	L
SOUTHEASTERN LOUISIANA	5-8	L
SOUTHEASTERN LOUISIANA	5-6	L
SOUTHEAST MISSOURI (10)	10-7	W
MICHIGAN STATE	7-4	W
SOUTHEAST MISSOURI	3-2	W
MICHIGAN STATE	14-6	W
WESTERN KENTUCKY	9-3	W
# vs. Oklahoma	5-16	L
# vs. UCLA	2-5	L
# at TAMU-Corpus Christi	6-8	L
# at TAMU-Corpus Christi (10)	4-2	W
MISSISSIPPI VALLEY STATE	16-2	W
at Florida	2-7	L
at Florida	4-5	L
at Florida	1-4	L
MEMPHIS	7-6	W
GEORGIA	9-8	W
GEORGIA	4-7	L
GEORGIA	11-10	W
vs. Ole Miss (Pearl, Miss.)	3-5	L
at South Carolina	2-10	L
at South Carolina	8-7	W
at South Carolina	2-14	L
JACKSON STATE	18-2	W
ARKANSAS	3-8	L
ARKANSAS	5-8	L
ARKANSAS	3-13	L
SOUTH ALABAMA	9-5	W
TENNESSEE	13-15	W
TENNESSEE	11-7	W
TENNESSEE	14-6	W
ALCORN STATE	27-4	W
at Alabama	5-8	L
at Alabama (8)	4-9	L
at Alabama (7)	8-6	L
OLE MISS	2-4	L
OLE MISS	10-12	L
OLE MISS (7)	11-19	L
at Jackson State (Pearl, Miss.)	1-3	L
vs. Southern Miss (Pearl, Miss.)	3-14	L
at Auburn	6-9	L
at Auburn	14-16	L
at Auburn	8-11	L
NORTHWESTERN STATE	8-5	W
VANDERBILT	8-13	L
VANDERBILT (10)	7-13	L
VANDERBILT	4-14	L
at Southern Miss	16-9	W
at LSU	13-14	L
at LSU	3-17	L
at LSU	2-1	W

b — BankFirst Baseball Challenge (Starkville, Miss.)

# ALL-TIME SERIES RECORDS

OPPONENT	SERIES W-L-T	FIRST GAME	LAST GAME	OPPONENT	SERIES W-L-T	FIRST GAME	LAST GAME	OPPONENT	SERIES W-L-T	FIRST GAME	LAST GAME
Air Force	2-1		2008	Kansas	3-0	1968	2005	Quincy College	2-0		1986
<b>Alabama</b>	<b>181-201-4</b>	<b>1896</b>	<b>2010</b>	Kansas State	1-0		1986	<b>Rhode Island</b>	<b>3-0</b>		<b>2010</b>
Albion	2-0		1972	Kent State	2-0		2001	Rice	1-0		1998
<b>Alcorn State</b>	<b>9-0</b>	<b>1993</b>	<b>2010</b>	Kentucky	53-32	1925	2009	Richmond	1-0		1949
Arizona	8-3	1978	2006	Lincoln Memorial	1-0		1989	Rollins	1-0		1953
Arizona State	0-1		1981	Lipscomb	3-0		2003	St. Francis (Ill.)	0-1		1984
<b>Arkansas</b>	<b>42-32</b>	<b>1960</b>	<b>2010</b>	Livingston (West Alabama)	31-3	1974	2002	St. Olaf (Minn.)	13-0	1972	1984
Arkansas-Little Rock	7-1	1999	2008	Long Beach State	0-1		1993	St. Thomas Hall	1-0		1897
Arkansas State	41-8	1958	2006	Louisiana College	4-0	1973	1974	Samford	30-8	1909	2007
Athens (Ala.) College	2-0		1973	<b>Louisiana State</b>	<b>200-164-1</b>	<b>1907</b>	<b>2010</b>	San Francisco	1-0		2007
<b>Auburn</b>	<b>89-83-1</b>	<b>1908</b>	<b>2010</b>	Louisiana Tech	36-14-1	1905	2006	Siena College	2-0		1999
Auburn-Montgomery	2-0		1991	Louisiana-Monroe	26-7	1958	2009	University of the South	10-1-1	1915	1927
Austin Peay	3-2	2005	2008	Louisville	1-1	1994	2007	<b>South Alabama</b>	<b>39-24</b>	<b>1976</b>	<b>2010</b>
Baylor	4-6	1925	2008	Loyola (New Orleans)	5-4	1955	1971	<b>South Carolina</b>	<b>25-30</b>	<b>1981</b>	<b>2010</b>
Belhaven College	7-1	1989	1997	Loyola Marymount	2-1		2002	South Florida	2-1		1999
Birmingham-Southern	36-10	1910	2006	Marion (Ala.) Institute	6-2-1	1908	1914	<b>Southeast Missouri</b>	<b>4-0</b>	<b>1997</b>	<b>2010</b>
Bradley	1-1		1946	Marist College	3-0		2006	<b>Southeastern Louisiana</b>	<b>9-3</b>	<b>1957</b>	<b>2010</b>
Brigham Young	1-3	1967	1990	Maryland	2-1		1970	Southern Alabama Univ.	7-4	1905	1910
Brooksville (Miss.)	10-0	1885	1896	McMurray College	1-1		1973	Southern California	1-5	1999	2004
California Riverside	2-0	1967	1968	<b>Memphis</b>	<b>50-21</b>	<b>1950</b>	<b>2010</b>	Southern Methodist	2-0		1925
California Santa Barbara	1-0		1996	Mercer	6-6-1	1908	2000	<b>Southern Miss</b>	<b>74-36</b>	<b>1947</b>	<b>2010</b>
Cal State Fullerton	1-5	1979	2001	Meridian (Miss.)	3-7	1906	1929	Southwest Missouri State	1-0		1991
Cal State Northridge	0-1		1996	Miami (Fla.)	1-1	1971	1985	Southwestern (Memphis)	13-4	1903	1912
Chamberlain Hunt Acad.	3-0	1903	1906	Miami (Ohio)	0-1		1974	Southwestern Baptist	2-1		1905
Christian Brothers	3-1	1970	1973	Michigan	3-3	1924	2007	Southwestern Louisiana	1-1		1991
Clemson	5-8	1965	2007	<b>Michigan State</b>	<b>2-1</b>	<b>1931</b>	<b>2010</b>	Spring Hill	3-1	1922	1926
Columbus (Miss.)	18-1	1885	1913	Middle Tennessee State	4-2	1988	2009	Stanford	0-2	1990	1996
Connecticut	2-0		2003	Millsaps	16-1	1911	1995	Starkville (Miss.)	1-1		1903
Cumberland	11-3	1909	1988	Minnesota	9-5	1936	1995	Stetson	1-0		2007
Dallas Baptist	1-0		2007	Mississippi College	116-23-1	1902	1995	<b>Tennessee</b>	<b>47-25</b>	<b>1917</b>	<b>2010</b>
Delaware	1-0		2001	<b>Mississippi Valley State</b>	<b>19-0</b>	<b>1994</b>	<b>2010</b>	Tennessee-Martin	8-0	2000	2006
Delta State	32-9	1949	1997	Missouri	1-0		2003	Tennessee Tech	4-0	1997	2004
Drury	3-0		1908	Missouri Baptist	5-0	1978	1980	Texas	4-5	1922	1985
Duquesne	2-0		1996	Morehead State	2-0		2003	Texas A&M	7-7	1907	1998
Duke	0-2		1953	Murray State	5-0	1979	2007	<b>Texas A&amp;M-Corpus Christi</b>	<b>1-1</b>		<b>2010</b>
East Carolina	1-0		1970	Nashville	4-0	1904	1909	Texas Tech	0-2		2004
Eastern Kentucky	4-0	1984	1989	Nashville Volunteers	1-1		1933	Towson State	1-0		1991
Eastern Illinois	2-0		2005	Nebraska	2-0		1999	Troy	2-0		2007
East Tennessee State	6-0	1981	2003	UNLV	2-0		1981	Tulane	75-31-2	1904	1998
Elon	1-1		2006	New Orleans	41-21	1970	2005	Tulsa	0-1		1971
<b>Florida</b>	<b>39-50</b>	<b>1923</b>	<b>2010</b>	Nicholls State	7-0	1964	2009	<b>UAB</b>	<b>32-9</b>	<b>1982</b>	<b>2010</b>
Florida Atlantic	2-0		2005	North Alabama	6-2	1986	1994	Union (Tenn.)	3-1	1980	1986
Florida State	6-7	1964	2007	North Carolina	1-4	1966	2007	<b>UCLA</b>	<b>1-4</b>	<b>1967</b>	<b>2010</b>
George Washington	1-0		1989	North Carolina-Charlotte	2-0		1999	Valparaiso	2-0		2009
<b>Georgia</b>	<b>40-41</b>	<b>1915</b>	<b>2010</b>	North Carolina State	1-0		1987	<b>Vanderbilt</b>	<b>61-37</b>	<b>1913</b>	<b>2010</b>
Georgia Southern	1-0		1990	North Florida	3-2	2008	2009	Wake Forest	0-1		1949
Georgia State	2-0		1972	Northern Illinois	4-1	1954	2009	Washington	4-1	1967	1998
Georgia Tech	7-3	1914	1997	North Park College	2-0		1972	Western Carolina	2-1	1987	1989
Grand Canyon	2-0		1981	Northwestern	4-1	1937	1939	Western Illinois	3-0		1975
Hawaii	6-9	1979	2009	<b>Northwestern State</b>	<b>7-0</b>	<b>1951</b>	<b>2010</b>	<b>Western Kentucky</b>	<b>2-0</b>	<b>2004</b>	<b>2010</b>
Hawaii-Hilo	4-1	1985	1989	Notre Dame	2-4	1993	2001	West Florida	2-1	1982	1983
Illinois	15-28-5	1913	2004	Oglethorpe	2-2	1921	1922	West Point (Miss.)	10-0	1886	1891
Illinois State	3-0	1940	1990	Ohio State	4-3-1	1967	2002	West Virginia	1-0		1985
Illinois Wesleyan	14-1	1950	1969	<b>Oklahoma</b>	<b>1-2</b>	<b>1992</b>	<b>2010</b>	Wheaton	2-0		1951
Indiana State	6-1	1969	1989	Oklahoma State	1-1	1981	1985	Wichita State	1-0		1981
Iowa	4-1	1926	1975	<b>Ole Miss</b>	<b>235-194-5</b>	<b>1893</b>	<b>2010</b>	William Carey	32-7	1976	1998
Iowa State	2-0		1971	Oregon	0-1		1968	Winthrop	2-2	1995	2007
Jackson (Miss.)	6-0	1902	1983	Ouachita	4-4	1906	1914	Wisconsin	10-1-1	1922	1949
<b>Jackson State</b>	<b>50-8</b>	<b>1976</b>	<b>2010</b>	Pan American	2-0	1978	1983	Wisconsin State	2-0		1972
Jacksonville (Ala.) State	11-0	1996	2007	Pepperdine	0-1		1979	Wyoming	1-0		1967
Jefferson Military Academy	12-2	1899	1907	Pittsburgh	1-0		1968	Yale	1-0		1967
Jersey City (N.J.)	1-0		1928	Purdue	2-0		1936				


MSU's 2010 baseball opponents are shown in **bold**.

# MISSISSIPPI STATE UNIVERSITY



*The foyer of the new Templeton Athletic Academic Building*


## MISSISSIPPI STATE UNIVERSITY




Swalm Engineering Building




The Drill Field &amp; Lee Hall



The Cullis Wade Depot



Chapel of Memories Tower



Ruby, Griffis &amp; Hurst Halls



Colvard Union Building

Mississippi State is a comprehensive land-grant institution and the largest university in Mississippi, with a state-wide fall enrollment of 19,644 students. MSU eclipsed the 17,000 mark in enrollment for the first time in 2007.

Established in 1878 as the Agricultural and Mechanical College of Mississippi, the university has traditional strengths in engineering and scientific agriculture, but has evolved into a comprehensive institution with a diverse array of programs in teaching, research and service.

Emerging areas of national prominence are computational science and information assurance; applied social sciences; materials and devices; biomedical sciences; and energy systems, among others.

### Academics and Student Life

Mississippi State students consistently earn honors such as the prestigious **Harry S. Truman Scholarship**, awarded for those who will enter public service, and, with 16 Truman Scholars to date, the university has been recognized as a **Truman Honor Institution**. In the past year, a student team competed for and won first place in a national **Challenge X** competition to redesign a fuel-efficient and environmentally-friendly SUV.

Recently initiated programs are providing opportunities to develop leadership potential and global study options.

The University's **Global Leadership Continuum** provides "cradle-to-CEO" programming designed to develop leadership across a "global" spectrum that begins with high school and continues through the university experience and into professional life. Included are the **Young Guns Leadership Camp** for rising high school seniors; the **Day One Leadership Community** for incoming freshmen, focusing on shared academic and service experiences; and the highly-competitive **Appalachian Leadership Honors Program** for sophomores and juniors.

To complement these efforts, the university has launched a minor in leadership studies open to students in all majors. A university honor code adopted in 2007 institutionalizes a campus culture of integrity and personal responsibility in academic studies. Through the **Global Leadership Program**, students may experience significantly expanded opportunities for study abroad.

Under the leadership of President **Mark Keenum**, Mississippi State has placed an increased emphasis on outreach that serves and improves the state, and has re-energized private fund-raising efforts to support student scholarships and faculty support.

In 2009, Forbes magazine ranked MSU 18th nationally among schools where students **"get the most quality for each tuition dollar spent."** Mississippi State was given a higher designation than all other Mississippi public and private institutions of higher learning by the prestigious business publication.

### Research

Mississippi State faculty researchers attracted \$186.5 million in external funding for 2006-07, up from about \$155 million from the previous year. This funding supported

1,691 sponsored projects in 2007.

Based on the latest rankings available from the National Science Foundation, MSU ranks seventh in the nation in agricultural sciences research expenditures and 44th in engineering. Last year MSU faculty and staff disclosed 80 new technologies resulting in three new start-up companies, nine licenses and 22 patent applications. The university now holds 77 patents.

In recent years, MSU has established the **Thad Cochran Endowment for Entrepreneurship**, as well as collaborating with federal agencies and industries to help increase technology-oriented start-up companies. Among the collaborators and sponsors are the U.S. departments of Defense and Energy, NASA, General Electric, Northrop Grumman, EADS/American Eurocopter, Boeing, Raytheon, General Dynamics, Israeli Aerospace Industry, and the **Mississippi Technology Alliance**.

In a key area of economic interest to Mississippi, MSU's **Center for Advanced Vehicular Systems**, established in 2001, continues research and development supporting a goal of attracting automotive industries to the state. The center is conducting research in areas that include materials processing, human and systems engineering, alternative power systems, computational manufacturing and design, and advanced learning technologies.

### Outreach and Service

From its academic programs to the work of countless individuals, Mississippi State has "extended farther" and gone "beyond the limit" to make a difference in the lives of citizens around the state.

In 2006, the University formed the Mississippi State **Community Action Team** to organize university resources and expertise for quick response to local issues around the state. MSU's **Extension Service** is the first in the nation to have an interactive videoconferencing system in every county Extension office. Through the **Freedom Calls** program, the system is being used to connect Mississippians with family members in the U.S. military serving our country in Iraq.

The MSU Extension Service maintains offices in almost every county of the state, and the **Mississippi Agricultural and Forestry Experiment Station (MAFES)** operate 10 branch stations throughout Mississippi. Four strategically located research and extension centers coordinate the delivery of services statewide.

Specialists and faculty members at the university develop curricula on a wide range of topics that are delivered by county Extension agents to people across the state, close to where they live and work.

Through annual programs, such as MSU's **Service DAWGS**, students, faculty and staff reach out to the community to help with an identified need. In 2009, the university was named to the **President's Higher Education Community Service Honor Roll** by the Corporation for National and Community Service. The Washington, D.C.-based federal agency recognized the university's "exemplary service efforts and service to America's communities."



## MSU PRESIDENT/DIRECTOR OF ATHLETICS



## Dr. Mark E. Keenum

*President*

Dr. Mark Everett Keenum became Mississippi State University's 19th president Jan. 5, 2009, following a distinguished public service career.

After completing his bachelor's and master's degrees in agricultural economics at Mississippi State, Dr. Keenum joined the university faculty in 1984 as a marketing specialist with the Mississippi Cooperative Extension Service. Two years later, he accepted a position as a research associate with the Mississippi Agricultural and Forestry Experiment

Station at MSU.

He continued his education at the university, in 1988 receiving a doctorate in agricultural economics, and he joined the faculty of that department as an assistant professor/economist. During his professional tenure at Mississippi State, his primary research and extension work focused on the marketing and economics of aquaculture, specialty crops and forestry. He continued his faculty ties at the university 1997-2006 as an adjunct professor, teaching an annual course on agricultural legislative policy.

Prior to being named president of Mississippi State in November 2008, Dr. Keenum served as **Under Secretary of the U.S. Department of Agriculture** for two years, where he provided leadership and oversight for the Farm Service Agency, the Risk Management Agency and the Foreign Agricultural Service. The mission area, comprised of the three agencies, had a total operating budget of \$1.7 billion and approximately \$40 billion in program authority. The three agencies employed more than 16,500 people at more than 2,300 offices nationwide and 98 locations around the globe.

In 1989, Dr. Keenum joined the Washington, D.C., staff of U.S. Senator **Thad Cochran** as Legislative Assistant for Agriculture and Natural Resources. As Sen. Cochran's adviser on agricultural affairs, he worked on numerous issues important to U.S. agriculture, including the 1990, 1996, and 2002 Farm Bills. From 1996-2006, he served as Chief of Staff for Sen. Cochran. In this role, Dr. Keenum was the chief adviser to the senator on political, legislative and appropriations issues. He also was responsible for managing all administrative and legislative functions of Sen. Cochran's Washington, D.C., office and three Mississippi offices, including direct oversight of the U.S. Senate Committee on Agriculture, Nutrition, and Forestry and the U.S. Senate Committee on Appropriations.

Dr. Keenum and his wife **Rhonda** have four children.



## Scott Stricklin

*Director of Athletics*

A lifelong dream was fulfilled on May 7, 2010, when **Scott Stricklin** was formally introduced as Mississippi State's director of athletics, the 16th in school history.

As Stricklin begins to enthusiastically tackle his new job of leading the MSU athletic department, he certainly isn't a stranger to the Bulldog family or college athletics.

A 1992 graduate of Mississippi State, the Jackson, Miss., native's resume is highlighted by 22 years of experience on the collegiate level in various capacities at five different universities. The last two years, he's faithfully served as Senior Associate Athletics Director for External Affairs at his alma mater, overseeing fundraising, football and men's basketball scheduling, managing MSU's all-sport agreement with Adidas, facility planning, and serving as the administrative sport liaison for men's basketball and softball.

It was those types of day-to-day tasks that prepared the personable Stricklin to take over the top seat in the Mississippi State athletic department.

Yet it's a journey that started during his formidable days as a dedicated and tireless worker in the media relations department that's led to his highly-respected career coming full circle.

Prior to graduating, Stricklin's stint in the MSU media relations office included three seasons (1990-92) as the media contact for the highly successful and nationally-renown baseball program. Upon graduation, he was named assistant media relations director at his alma mater.

He continued his climb up the ladder of success when he was named associate media relations director at Auburn, where from 1993-98 he served as the primary baseball contact and the secondary football contact. He also spent the 1993-94 season handling the publicity for the Tigers' nationally-ranked women's basketball team.

In 1998, Stricklin left Auburn to become Assistant Athletics Director at Tulane, where he served as the primary media contact for the Green Wave's 1998 12-0 football team.

Next came a four-year run in the Big 12 Conference at Baylor (1999-2003) as Assistant AD for Communications and Marketing.

In 2003, Stricklin returned to the Southeastern Conference at Kentucky and spent five seasons as the Associate AD for Media Relations, where he oversaw the day-to-day publicity of the tradition-rich Wildcat basketball program. It was his last stop before returning to Mississippi State in the spring of 2008.

Stricklin, 40, is married to the former Anne Howell, the youngest daughter of Basketball Hall of Fame member Bailey Howell. The couple has two daughters, Abby and Sophie.





# ATHLETICS DEPARTMENT DIRECTORY

## UNIVERSITY ADMINISTRATION

DR. MARK E. KEENUM, President (325-3221)  
DR. STEVEN TURNER, MSU Faculty Athletics Representative (325-2049)

## ATHLETIC ADMINISTRATION (662) 325-2532 • FAX 325-7904

SCOTT STRICKLIN, Director of Athletics (325-8082)  
DUNCAN MCKENZIE, Executive Associate AD/Internal Operations, CFO  
ANN CARR, Senior Associate AD/Women's Sports, Student-Athlete Services  
WESLEY REED, Associate AD/Special Projects  
STEVE CORHERN, Assistant AD/Business Operations (325-3596)  
JANNA FLINT, Administrative Assistant/Athletic Director  
CHRISTY FREEMAN, Office Associate/Administration  
KATHERINE RICE, Administrative Assistant/Athletic Director  
BRENDA EDWARDS, Accounting Assistant (325-3637)  
MICHELLE GERHART, Accounting Assistant (325-2999)  
WILMA PETERSON, Accounting Assistant (325-2999)

## ATHLETIC ACADEMICS 325-2066 • FAX 325-0589

KYLE AMATO, Athletic Academic Counselor  
DANA BLOUNT, Athletic Academic Counselor  
LYNDA MOORE, Athletic Academic Counselor  
VIC PARKER, Athletic Academic Counselor  
CAROLINE CRAFTON, Learning Specialist  
DANIEL MORGAN, Tutoring/Study Hall Coordinator  
ERICKA BAZZILL, Administrative Assistant/Athletic Academics

## ATHLETIC DEVELOPMENT/MARKETING 325-3074 • FAX 325-2563

BO HEMPHILL, Senior Associate AD/Development  
MIKE RICHEY, Senior Associate AD/Bulldog Club, Ticket Operations  
STRATON KARATASSOS, Associate AD/Development  
MICHELLE MCBRIDE, Associate AD/Major Gifts  
BART GREGORY, Assistant AD/Annual Giving  
LUANNE LAIRD, Bulldog Club Operations Coordinator  
STEPHEN FOSHEE, Accounting Assistant  
NATALIE MCMILLIN, Staff Assistant  
DON WILLIAMS, General Manager/Bulldog Sports Properties (325-4171)  
BILL ATKINS, Account Executive/Bulldog Sports Properties  
TAYLOR HARRIS, Marketing Representative/Bulldog Sports Properties (325-0692)  
CHAD THOMAS, Coordinator of Athletic Marketing (325-9847)

## ATHLETICS TICKET OFFICE 325-2600 • FAX 325-2563

JOHN KING, Assistant AD/Ticket Operations ( )  
BRENDA LUCAS, Assistant Ticket Manager  
JASON WALKER, Assistant Ticket Manager  
SUSAN HOLDER, Ticket Representative  
KRISTIN HOLLIS, Ticket Representative  
SHIRLEY SKINNER, Ticket Representative

## SPORTS MEDICINE 325-2165 • FAX 325-5145

MARY MCLENDON, Head Athletics Trainer (325-0657)  
JUSTIN GREMILLION, Assistant Athletics Trainer (325-2869)  
SCOTT JOHNSON, Assistant Athletics Trainer (325-4108)  
KAITE ROVTAR, Assistant Athletics Trainer (325-8295)  
ALLEN THOMPSON, Assistant Athletics Trainer (325-2442)  
JASON WIRE, Assistant Athletics Trainer (325-2442)  
KATHRINE ZUKIN, Assistant Athletics Trainer (325-3215)  
TAMMY CUMMINGS, Athlete Insurance Coordinator (325-2165)

## COMPLIANCE • FAX 325-7904

BRACKY BRETT, Associate AD/Compliance (325-0245)  
STEVE SMITH, Compliance Coordinator (325-8731)  
CANDACE DAILEY, Assistant Compliance Coordinator (325-4783)  
DEBBIE DEARMON, Office Associate (325-5891)

## SPORTS VIDEO/BROADCAST SERVICES • FAX 325-8324

BENNIE ASHFORD, Coordinator of Electronic Media (325-1332)  
BROCK DULANEY, Coordinator of Filming/Computing Services (325-7846)

## STRENGTH TRAINING/ATHLETICS EQUIPMENT • FAX 325-5145

MATT BALIS, Head Strength Coach (325-8627)  
RICHARD AKINS, Assistant Strength Coach (325-5750)  
DANIEL DESSELLE, Assistant Strength Coach (325-8582)  
CHAD SMITH, Assistant Strength Coach (325-8582)  
JAMES TOWNSEND, Assistant Strength Coach (325-8582)  
PHIL SILVA, Athletic Equipment Manager (325-3206)  
JASON HUBBARD, Assistant Equipment Manager (325-3206)  
DONALD HUFFMAN, Assistant Equipment Manager (325-3206)

## COLISEUM MANAGEMENT/BULLDOG SUITES 325-4201

DUFFY NEUBAUER, Coordinator of Services/Humphrey Coliseum  
GAIL LANGSTON, Office Associate/Humphrey Coliseum  
MEGHAN ODOM, Suites Coliseum (325-2291)

## EVENT/FACILITY MANAGEMENT FAX 325-7904

BOBBY TOMLINSON, Associate AD/Event Management & Facilities (325-7452)  
BRENT FREY, Coordinator of Event Management & Facilities (325-0958)  
JAY LOGAN, Coordinator of Event Management & Facilities (325-0958)  
BRADLEY DOUGLAS, Asst. Coord., Event Management & Facilities Facilities (418-5281)  
JASON ROLLINS, Asst. Coord., Event Management & Facilities Facilities (325-5169)  
SHAUN TAYLOR, Asst. Coord., Event Management & Facilities Facilities (325-5169)  
BART PRATHER, Superintendent, Sports Turf (325-2499)  
BRANDON HARDIN, Sports Turf Specialist (325-5467)

## BASEBALL 325-3597 • FAX 325-3600

JOHN COHEN, Head Coach  
LANE BURROUGHES, Assistant Coach  
BUTCH THOMPSON, Assistant Coach  
NICK MINGIONE, Coordinator of Baseball Camps  
TYLER BRATTON, Coordinator/Baseball Operations  
APRIL EDWARDS, Office Associate/Baseball

## MEN'S BASKETBALL 325-3800 • FAX 325-3648

RICK STANSBURY, Head Coach  
GEORGE BROOKS, Assistant Coach  
PHIL CUNNINGHAM, Assistant Coach  
MARCUS GRANT, Assistant Coach  
TALVIS FRANKLIN, Coordinator/Men's Basketball Operations  
SUZANNE COOK, Office Associate/Men's Basketball

## WOMEN'S BASKETBALL 325-0198 • FAX 325-9051

SHARON FANNING-OTIS, Head Coach  
FRANQUA BEDELL, Assistant Coach  
GREG FRANKLIN, Assistant Coach  
WANIKA OWSLEY, Assistant Coach  
JOEY BURTON, Coordinator/Women's Basketball Operations  
DIANE BROWN, Office Associate/Women's Basketball

## FOOTBALL 325-2539/2534 • FAX 325-8833

DAN MULLEN, Head Coach  
JEFF COLLINS, Assistant Coach  
JOHN HEVESY, Assistant Coach  
TONY HUGHES, Assistant Coach  
GREG KNOX, Assistant Coach  
LES KOENNING, Assistant Coach  
ANGELO MIRANDO, Assistant Coach  
SCOTT SALLACH, Assistant Coach  
MELVIN SMITH, Assistant Coach  
CHRIS WILSON, Assistant Coach  
ROCKEY FELKER, Director of Player Personnel/High School Relations  
MARK OUIMET, Assistant Recruiting Coordinator  
JON CLARK, Assistant AD/Football Operations  
NANCY COVINGTON, Office Associate/Head Football Coach (325-2539)  
JANE BALLARD, Office Associate/Football (325-2534)  
ANGIE JABRI, Office Associate/Football (325-8560)  
SUSAN SIMMONS, Office Associate/Football (325-2536)

## GOLF 325-2722 • FAX 325-9051

CLAY HOMAN, Head Men's Coach  
GINGER BROWN-LEMM, Head Women's Coach

## SOCCER 325-0718 • FAX 325-9051

NEIL MACDONALD, Head Coach (325-0718)  
MYRANDA HILL, Assistant Coach (325-0204)  
ANDY MANNERS, Assistant Coach (325-9190)

## SOFTBALL 325-0573 • FAX 325-9051

JAY MILLER, Head Coach (325-0573)  
ANNIE SMITH, Associate Head Coach (325-0572)  
CHAD SCHATZ, Assistant Coach (325-0571)  
MICHELLE SCRIVENER, Office Associate/Softball [also tennis & track] (325-0560)

## TENNIS 325-2896 • FAX 325-9051

PER NILSSON, Head Men's Tennis Coach (325-8506)  
MATT HILL, Assistant Men's Coach (325-0801)  
DARYL GREENAN, Head Women's Coach (325-9163)  
COURTNEY STEINBOCK, Assistant Women's Coach (325-9163)

## TRACK & FIELD 325-2892 • FAX 325-9051

AL SCHMIDT, Director of Track & Field (325-2892)  
STEVE DUDLEY, Head Coach (325-8333)  
HOUSTON FRANKS, Assistant Coach (325-7042)  
APRIL THOMAS, Assistant Coach (325-6648)  
STEVE THOMAS, Assistant Coach (325-8675)

## VOLLEYBALL 325-2722 • FAX 325-9051

JENNY HAZELWOOD, Head Coach  
LINDI BANKOWSKI, Assistant Coach  
BRANDEN HIGA, Assistant Coach  
MIDGE DAVIS, Office Associate [also soccer & golf]

# THE SOUTHEASTERN CONFERENCE

## 2011 SEC BASEBALL SCHEDULE

### March 18-20

Alabama at Ole Miss  
Arkansas at Auburn  
Florida at LSU  
Georgia at South Carolina  
Tennessee at Kentucky

### Mississippi State at Vanderbilt

### March 25-27

Kentucky at Alabama  
Vanderbilt at Arkansas  
Auburn at Mississippi State  
South Carolina at Florida  
LSU at Georgia  
Ole Miss at Tennessee

### April 1-3

Arkansas at Alabama  
Vanderbilt at Auburn  
Tennessee at Florida  
Mississippi State at Georgia  
Ole Miss at LSU  
Kentucky at South Carolina

### April 8-10

Alabama at Vanderbilt  
LSU at Arkansas  
Auburn at Kentucky  
Florida at Mississippi State  
Georgia at Ole Miss  
• South Carolina at Tennessee

### April 15-17

• Tennessee at Alabama  
**Mississippi State at Arkansas**  
Auburn at LSU  
Florida at Georgia  
Kentucky at Ole Miss  
Vanderbilt at South Carolina

### April 22-24

Alabama at Florida  
Arkansas at Kentucky  
• Ole Miss at Auburn  
Georgia at Tennessee  
LSU at Vanderbilt  
So. Carolina at Mississippi State

### April 29-May 1

**Alabama at Mississippi State**  
Arkansas at Georgia  
Auburn at South Carolina  
Ole Miss at Florida  
• Kentucky at LSU  
Tennessee at Vanderbilt

### May 6-8

LSU at Alabama  
• Florida at Arkansas  
Georgia at Auburn  
Vanderbilt at Kentucky  
South Carolina at Ole Miss  
**Mississippi State at Tennessee**

### May 13-15

Alabama at Auburn  
Arkansas at South Carolina  
Florida at Vanderbilt  
Georgia at Kentucky  
Tennessee at LSU  
• Mississippi State at Ole Miss

### May 19-21

South Carolina at Alabama  
Ole Miss at Arkansas  
Auburn at Tennessee  
Kentucky at Florida  
• Vanderbilt at Georgia  
LSU at Mississippi State

### May 25-29

SEC Baseball Tournament  
Regions Park (Hoover, Ala.)

• Includes Thursday night ESPN2 series-opener

The Southeastern Conference, with its storied 77-year history of athletic achievements and academic excellence, has built perhaps the greatest tradition of intercollegiate competition of any league in the country since its inception in 1933.

SEC baseball posted another banner season in 2010 as the conference advanced eight teams to NCAA post-season play — Alabama, Arkansas, Florida, Georgia, LSU, Ole Miss, South Carolina and Vanderbilt. Two of those, **South Carolina** and **Florida**, marched on to the NCAA College World Series, marking the 25th time in the last 26 years that the Southeastern Conference has had representation in college baseball's "elite eight" in Omaha. And for the sixth time since 2000, an SEC team played for the national title, with South Carolina knocking off UCLA in the 2010 championship series.

Florida captured the SEC overall title and Eastern Division crown with a 22-8 league record, while Auburn topped the SEC West with a 20-10 record. Neither reached the finals of the SEC Tournament held in Hoover, Ala., where LSU turned back Alabama in a battle of SEC Western Division rivals.

The Southeastern Conference boasts of 11 former National Players of the Year, 10 Baseball America Coach of the Year and eight *Collegiate Baseball Coach of the Year* honorees. Additionally, 147 student-athletes have been accorded all-America team honors, including four in 2010.

Three SEC baseball players had their names called in the first round of Major League Baseball's 2010 First-Year Player Draft in June. The SEC has now had at least one player drafted in the first round each year since 1991 and a total of 83 during that span.

The Southeastern Conference bolstered its position as the nation's attendance leader in college baseball. The 12 teams combined to draw nearly two million fans to their on-campus baseball facilities, with eight teams eclipsing the 100,000 mark in paid home attendance. The SEC averaged a record 4,867 fans per game in 2010, marking the fourth consecutive year average paid attendance surpassed the 4,000 mark. Two teams, **LSU** and **South Carolina**, opened new baseball stadiums in 2009, and led by **Mississippi State**, four teams, all in the SEC West, can house baseball crowds of 10,000.

### ABOUT THE SEC

**Mississippi State University** is a charter member of the Southeastern Conference, a pioneer in the integration of higher education and athletic competition and a national leader as intercollegiate athletics marches on into the 21st century.

Centrally headquartered in Birmingham, Ala., the Southeastern

Conference is comprised of 12 universities that span a nine-state area, conducting championships in 11 women's and nine men's sports. The member schools are split into two divisions. **Mississippi State** is joined in the SEC West by in-state rival Mississippi, Louisiana State, Alabama, Auburn and Arkansas. The Eastern Division features Florida, Georgia, Kentucky, South Carolina, Tennessee and Vanderbilt. All but Arkansas and South Carolina were among 13 charter members of the SEC, with those schools joining the league for competition in 1991-92.

### SEC ON TV

SEC baseball's television exposure, bolstered in 2010 by the league's landmark 15-year agreement with cable sports giant ESPN, expands further in 2011.

ESPN and the SEC have announced a groundbreaking seven-game Thursday night SEC Game of the Week series. Mississippi State's series-opening at Ole Miss has been moved to May 12 as part of that package.

In the first year of the SEC-ESPN agreement, 10 regular season games and the 2010 SEC Baseball Tournament title game were televised by the ESPN family of networks, and dozens of other SEC baseball games were televised regionally by the league's TV partners **FOX Sports Network**, **SportSouth** and **Comcast Sports Southeast**.

### SEC TOURNEY

At the conclusion of a 10-week-end, 30-game league schedule, the Southeastern Conference conducts a postseason tournament, with the winner receiving the league's automatic qualifying bid for the NCAA baseball tournament. The teams with the eight highest conference winning percentages qualify for the double-elimination SEC tournament. A College World Series-styled, double-bracket format is used, with the winners of each bracket meeting in a televised championship game.

The 2011 SEC Tournament (May 25-29) will be the league's 35th dating back to 1978. And for the 16th time overall and the 14th consecutive year, the event will be staged in Hoover, Ala., at the recently-renovated **Regions Park**, the home of the Class AA Southern League's Birmingham Barons (Chicago White Sox). The facility has seating for 10,800 but can accommodate crowds of up to 16,000.

The 2010 tournament drew a tourney-record 126,071 fans to Regions Park, setting a record for average paid attendance (9,698). The title game, televised for the first time by ESPN2, drew 13,327 fans.

**Mississippi State** has won six SEC Baseball Tournament championships, second-most in the league, and three of those tournament championships were won in Hoover, Ala.

### SEC BASEBALL POINTS OF PRIDE

- The NCAA College World Series in Omaha, Neb., has taken on a distinctive SEC flavor over the last few decades. The SEC has sent 40 teams to the CWS since 1990, including 12 appearances by LSU, five each by Georgia and Florida and four by Mississippi State and South Carolina. Nine of the league's 12 schools have advanced to the College World Series since 1990.

- Overall, LSU has made 15 trips to the national championship tournament while **Mississippi State** is second with eight CWS appearances.


- Including the 2010 title, SEC teams have won eight of the last 21 national championships while claiming runner-up honors four times over that span. The SEC has missed having a team in college baseball's "final four" only five times since 1990.

- Since 1990, SEC squads have combined for 138 NCAA Tournament bids, an average of nearly seven per season. The SEC sent an NCAA-record nine teams to the NCAA Tournament three times --- in 2004, 2005 and 2008. Additionally, an NCAA-high five SEC teams served as regional hosts in 2004 and 2006.

- The Southeastern Conference was again well-represented in the national paid attendance rankings in 2010. LSU's paid attendance of 394,900 topped the list that featured five SEC teams ranked in the top six, nine of the top 25 and all 12 league teams in the nation's top 38.

- Seven SEC teams posted 40-win seasons in 2010, and league teams fashioned a 260-92 record (73.9%) against non-conference opponents last spring.

- National champ **South Carolina** finished atop the national rankings at the end of the 2010 campaign, leading a parade of eight SEC teams that appeared in at least one of the final polls in 2010.



Mike Slive  
Southeastern Conference  
Commissioner



Chuck Dunlap  
SEC Baseball  
Media Relations Director

# DUDY NOBLE FIELD, POLK-DEMENT STADIUM



THE HOME OF MISSISSIPPI STATE BASEBALL

Be it ever so humble, there truly is no place like home, especially for the Mississippi State baseball team where home is Dudy Noble Field, one of the nation's top venues for college baseball.

The 2011 campaign marks the 45th season of baseball at the current site of Mississippi State baseball's on-campus home field, Dudy Noble Field. MSU first settled into Dudy Noble Field in 1967, and over the past five decades the facility has evolved into the nation's largest campus facility for college baseball and what many regard as the sport's finest all-around baseball complex.

MSU has eclipsed the 200,000 mark in paid attendance at Dudy Noble Field five times in the past nine years, including a school-record 233,015 in 2003 and a school-best average of 6,939 during MSU's run to the 2007 NCAA College World Series. Since home attendance figures were first charted in 1976, the home of the Diamond Dogs has drawn nearly 4.4 million fans.

The field is named in honor of longtime MSU baseball coach, athletic director and ABCA Hall of Famer **Clarke Randolph "Dudy" Noble**. And on April 27, 1998 the facility was renamed Dudy Noble Field, Polk-DeMent Stadium, honoring another ABCA Hall of Famer, former Bulldog skipper **Ron Polk** and the late **Gordon DeMent**, a successful businessman and longtime fan of the Baseball Bulldogs from Indianola, Miss.

Dudy Noble Field, the home to seven Southeastern Conference championship teams, has twice hosted crowds in excess of 14,000, including an NCAA on-campus-record 14,991 that watched the Bulldogs take on SEC Eastern Division rival Florida in a Saturday twinbill in 1989. State has hosted crowds of 10,000 or better 24 times, including 2007 NCAA Super Regional-

record draws of 13,715 and 12,620 for nationally-televised late morning games against Clemson. MSU has hosted two NCAA District III tournaments (1973 and 1974), five SEC tournaments (1979, 1981, 1983, 1988 and 1995), 11 NCAA Regional tournaments (1979, 1984, 1985, 1987, 1988, 1989, 1990, 1992, 1997, 2000 and 2003) and in 2007 its first NCAA Super Regional.

From 1929 until 1964, Mississippi State hosted its baseball games at the original on-campus site for Dudy Noble Field several hundred yards to the south of Scott Field, State's football stadium. The baseball field was closed following the 1964 season to make way for the construction of Dorman Hall. And for the next two seasons, while the "new" Dudy Noble Field was being built, the Diamond Dogs played their home games in Columbus at Redbird Park capturing SEC titles both seasons at their temporary Columbus home. Meanwhile, the tin-roofed grandstand and 2,000-seat bleachers at the old field were moved to the stadium's present site, which became playable for the 1967 season.

Facility enhancements have followed a steady pace over the years ever since.

In 1971, thanks to the generosity of the late **E.B. "Dutch" McCool**, a former MSU baseball player and one of the founding fathers of Holiday Inns, Inc., MSU took the lead in the Southeastern Conference with the installation of a lighting system. The advent of night baseball in Starkville helped build a solid fan base. Drainage and irrigation systems and an expanded scoreboard with an animation-equipped message center, new batting ranges and an infield tarp became the stadium's next improvements.

Mississippi State hosted its first SEC Baseball Tournament and NCAA Regional in 1979, winning both and setting attendance marks while opening

eyes along the way.

The crowds mushroomed further in the 1980s as future Major League stars Jeff Brantley, Will Clark, Rafael Palmeiro and Bobby Thigpen helped the 1985 Bulldogs win the SEC championship, host and win another regional championship and earn MSU's highest national finish, a tie for third place at the NCAA College World Series.

It became apparent that support for baseball at State had easily out-grown its cozy Dudy Noble Field facility. Two years after that magical '85 season Mississippi State unveiled a dramatic advancement for its baseball facilities — an impressive \$3.5 million project that would give MSU the biggest baseball stadium in the league.

The new facility at Dudy Noble Field, built in less than nine months, featured an impressive concrete grandstand structure with 3,700 maroon theater-style seats, a spacious elevated press box, and rest room, ticket, souvenir and concession-vending facilities. And the team clubhouse featured a 40-locker dressing room and team area. A pair of 1,500-seat bleachers that once overlooked the end zones at Scott Field, the home of MSU's football Bulldogs, were refurbished and installed along the foul lines, raising seating capacity at Dudy Noble Field to 6,700. The facility was later chosen by Sports Illustrated as the best play to watch college baseball, and it became a model for future college baseball facilities built across the nation. The "new" Dudy Noble Field facility also helped ignite a drive to update baseball facilities throughout the SEC.

The expanded capacity at the stadium also triggered an increase in MSU's annual baseball season ticket base to more than 5,600, virtually assuring Mississippi State's place among national leaders in college baseball attendance every year.

# DUDY NOBLE FIELD, POLK-DEMENT STADIUM

A second permanent concession stand was added in 1989, and a year later, the cinder warning track at the outfield fence was extended to completely encircle the playing field. That project, along with the installation of a six-foot high padded outfield fence, was made possible by a donation by former MSU All-American and Major League standout Will Clark.


Best-selling author, MSU alumnus and avid MSU baseball fan **John Grisham** donated funding in 1993 for an indoor batting range under the first base grandstand, and in August 1998 construction got under way on an ambitious project that added 18 sky suites and more than 600 additional chairback seats in the grandstand. When it was completed during the 2000 season, permanent seating capacity at Dudy Noble Field had eclipsed the 7,000 mark.

The aura of Mississippi State baseball at Dudy Noble Field is certainly not confined to the loyal legions in the impressive grandstand, pro-style luxury sky suites and bleachers.

In fact, some of the more highly-prized seats at Bulldog Baseball games are found beyond the outfield fence in the "Left Field Lounge". Waiting lists greet those seeking to purchase one of nearly 75 renewable season parking passes for an assigned position in one of three rows beyond the outfield fence. There, a colorful assortment of pickup trucks, motor homes, and trailers — most equipped with barbecue grills — line the outfield fence, completing a circle of humanity at Dudy Noble Field.

What began in the late 1960s as a popular gathering spot for baseball-loving MSU students now forms college baseball's largest tailgate party. A 10-foot wide boardwalk has since been added to the area between the outfield fence and the first row of outfield terrace parking.

Not surprisingly MSU ranks each year among



Adjacent to Dudy Noble Field the spacious Palmeiro Center and a new auxiliary practice infield provide the Bulldogs with ample opportunities for training.



the nation's leaders in attendance. Single-game paid attendance totals have reached the five-digit mark 24 times, and each year Dudy Noble Field routinely hosts games with the Southeastern Conference's largest actual attendance. SEC weekend games typically draw the largest crowds, giving rise to huge weekend gatherings in the spring. Six of the last seven three-game Super Bulldog Weekend series have drawn more than 25,000, including an SEC series-record 29,915 fans that watched the 2006 MSU-Georgia series.

Still, the improvements continue at Dudy Noble Field. Prior to the start of the 2003 season 46-foot "major league" foul poles were added, and a year later a new state-of-the-art scoreboard/message center, courtesy of the **Henry Mize Foundation**, was installed along with new fencing and gates surrounding the main grandstand.

The landscape surrounding Dudy Noble Field took on an even more impressive look in 2005 with the completion of the Palmeiro Center, a massive 68,000-square foot climate-controlled turfed indoor practice facility located adjacent to Dudy Noble Field. The spacious facility, made possible by a generous lead gift from former MSU great **Rafael Palmeiro** and his wife **Lynne**, features a regulation infield practice area, additional training area and three retractable batting cages.

Nestled between the Palmeiro Center and Dudy Noble Field is the baseball coaches office complex, also completed in 2005. The complex, which also houses a baseball heritage room, was made possible by contributions from former Bulldog players **Jeff Brantley**, **Will Clark**, **Eric DuBose**, **Paul Maholm**, **Jay Powell** and **Bobby Thigpen** and former MSU manager **James "Bo" McKinnis**.

Mississippi State's baseball complex received a boost with the addition of the **Bryce Griffis Boardroom**, a \$1.5 million, meeting/banquet hall extension on the south end of the Palmeiro Center. The facility features banquet seating for approximately 350.

Facility upgrades totaling nearly \$2 million in the past three years have included the addition of an outdoor practice infield adjacent to the Palmeiro Center, an expanded state-of-the-art high definition video board, the addition of a new drainage and irrigation system along with a fresh new carpet of natural sod, and expanded dugouts. Even the grandstand got a little grander in the past year with a resurfacing and repainting project topped by all-new cupholder-equipped maroon chairback seats.

These latest facility enhancements continue an on-going Mississippi State campaign to maintain the standing of Dudy Noble Field' as one of the nation's premier venues for college baseball.



## DUDY NOBLE QUICK FACTS

- **SEATING:** approx. 7,200 (4,660 chairback seats; approx. 2,700 bleacher seats)
- **LARGEST CROWD:** \*14,991 (April 22, 1989 vs. Florida)  
\* NCAA on-campus attendance record
- **DIMENSIONS:** LF: 330, LC: 376, CF: 390, RC: 374, RF: 326
- **PRIMARY BATTER'S EYE:** 20 feet high, 44 feet wide
- **OUTFIELD FENCE:** Padded six-foot chain link fence
- **WARNING TRACK:** 15-foot wide track (crushed brick)
- **FOUL POLES:** 46 feet tall
- **PLAYING SURFACE:** Tiflawn & Tifway II Bermuda Grass
- **MSU RECORD AT CURRENT DNF SITE:** 948-346-2
- **MSU GAMES PLAYED AT DNF:** 1,296
- **FIRST GAME:** MSU 5, Illinois Wesleyan 3 (4/3/67)
- **SEC TOURNAMENTS:** 5
- **NCAA TOURNAMENTS:** 14 (2 NCAA district playoffs, 11 NCAA regionals and 1 NCAA super regional)

# DUDY NOBLE FIELD, POLK-DEMENT STADIUM

## YEARLY BASEBALL ATTENDANCE

YEAR	W-L	PCT.	DATES	ATT.	AVG.	
1967	9-4	.692	---	---	---	
1968	8-10	.444	---	---	---	
1969	13-4	.765	---	---	---	
1970	18-2	.900	---	---	---	
1971	21-4	.840	---	---	---	
1972	17-7	.708	---	---	---	
1973	13-8	.619	---	---	---	
1974	9-5	.643	---	---	---	
1975	14-12	.538	---	---	---	
1976	23-8	.742	21	48,205	2,295	
1977	25-2	.926	18	36,412	2,023	
1978	18-6	.750	19	47,038	2,476	
1979	<u>33-2</u>	<u>.943</u>	31	78,135	2,520	
1980	17-10	.630	22	29,039	1,320	
1981	21-5	.808	22	74,332	3,379	
1982	17-7	.708	20	44,147	2,207	
1983	20-6	.769	22	54,017	2,455	
1984	26-4	.867	25	78,841	3,154	
1985	25-3	.893	24	95,604	*3,894	
1986	23-11	.676	29	55,149	1,902	
1987	25-9	.735	29	102,542	*3,536	
1988	31-10	.756	<u>37</u>	134,448	*3,634	
1989	32-5	.865	32	143,241	*4,476	
1990	29-9	.763	31	119,312	3,849	
1991	23-8	.742	25	67,947	2,718	
1992	27-10	.730	33	109,067	3,305	
1993	23-6	.793	25	123,061	*4,922	
1994	<u>18-15</u>	.545	33	128,986	4,161	
1995	24-11	.686	33	132,105	4,003	
1996	24-6	.800	30	118,250	3,942	
1997	28-9	.757	33	161,034	4,880	
1998	23-8	.742	30	116,963	3,899	
1999	26-7	.788	33	151,941	4,604	
2000	27-4	.871	29	174,592	6,020	
2001	21-13	.618	31	150,435	4,853	
2002	22-10-1	.682	31	201,523	6,501	
2003	27-10-1	.724	36	<u>233,015</u>	6,472	
2004	20-14	.588	33	211,137	6,398	
2005	27-7	.794	33	208,765	6,326	
2006	24-7	.774	28	193,703	6,917	
2007	24-8	.750	32	222,072	<b>6,939</b>	
2008	<u>16-15</u>	.516	29	182,986	6,309	
2009	18-11	.621	25	157,530	6,301	
2010	19-14	.576	32	194,094	6,065	
				<b>948-346-2.732</b>	<b>996 4,379,668</b>	<b>4,397</b>

## TOP CROWDS AT DUDY NOBLE FIELD

RANK	ATT.	OPPONENT	DATE	RANK	ATT.	OPPONENT	DATE
1.	*14,991	Florida	April 22, 1989	15.	10,958	Auburn	April 9, 2005
2.	14,378	Louisiana State	April 16, 1988	16.	10,832	# Notre Dame	May 28, 2000
3.	13,761	Arkansas	April 25, 1992	17.	10,688	# Washington	May 25, 1997
4.	13,715	# Clemson	June 9, 2007	18.	10,619	Florida	April 17, 2004
5.	13,617	Georgia	April 8, 2006	19.	10,588	# North Carolina	May 28, 1989
6.	13,123	Mississippi	April 15, 2000	20.	10,555	Kentucky	April 18, 2009
7.	12,708	Auburn	April 24, 1993	21.	10,382	Florida	April 25, 1987
8.	12,620	# Clemson	June 8, 2007	22.	10,324	Kentucky	March 31, 2007
9.	12,360	Georgia	April 6, 2002	23.	10,284	# Middle Tennessee	May 30, 2003
10.	11,763	Auburn	April 12, 2003	24.	10,050	Alabama	April 10, 1999
11.	11,496	# Florida State	May 27, 1990	25.	9,784	# Notre Dame	May 27, 2000
12.	11,174	Florida	April 13, 1991				
13.	11,127	# South Alabama	May 26, 2000				
14.	11,089	Tennessee	April 17, 2010				

\*- NCAA on-campus record  
 #- NCAA Regional / Super Regional game

\* — Led nation in average home attendance  
 Includes data beginning with the 1976 season  
 Paid attendance totals used since 1993