



2012 Game Notes

GAME THREE

Mississippi State (2-0, 1-0 SEC) at Troy (1-1, 0-1 Sun Belt)

Saturday, Sept. 15, 2012 - Veterans Memorial Stadium - 6 p.m. - ESPN3



Facebook.com/MStateFB



@MStateFB

Primary Contact: Joe Galbraith • jgalbraith@athletics.msstate.edu • Office - 662.325.2703 • Cell - 662.418.3970 • @JoeState
Secondary Contact: Kyle Niblett • kniblett@athletics.msstate.edu • Office - 662.325.0972 • Cell - 662.418.9139 • @KyleNiblett

GENERAL GAME INFORMATION

TEAM INFORMATION & STATS

MISSISSIPPI STATE	TROY
RV / RV.....Ranking (AP / USA Today).....NR / NR	
Dan Mullen.....Head Coach.....Larry Blakeney	
23-17.....Career Record.....165-92-1	
23-17.....Record at School.....165-92-1	

2012 STATS

2-0.....Record.....1-1	
1-0.....Conference Record.....0-1	
42.0.....Points Per Game.....31.5	
9.5.....Points Allowed Per Game.....33.0	
391.5.....Total Offense Per Game.....520.5	
184.0.....Rushing Yards Per Game.....161.0	
207.5.....Passing Yards Per Game.....359.5	
240.5.....Yards Allowed Per Game.....424.0	
100.0.....Rushing Yards Allowed Per Game.....176.0	
140.5.....Passing Yards Allowed Per Game.....248.0	

INDIVIDUAL COMPARISON

Tyler Russell.....Leading Passer.....Corey Robinson	
35-53-0-407 yds-5 TD	58-91-1-669 yds-4 TD
LaDarius Perkins.....Leading Rusher.....Shawn Southward	
23 att-141 yds-3 TD	44 att-237 yds-3 TD
Marcus Green.....Leading Receiver.....Chip Reeves	
6 rec-85 yds-3 TD	10 rec-162 yds-1 TD
Cameron Lawrence.....Leading Tackler.....Brannon Bryan	
13 tackles, 1.5 TFL, 1.0 Sacks	19 tackles, 1.0 TFL

2012 MISSISSIPPI STATE SCHEDULE

Date	Opponent	Result/Time
Sept. 1	JACKSON STATE (FSN)	W, 56-9
Sept. 8	* AUBURN (ESPN)	W, 28-10
Sept. 15	at Troy (ESPN3)	6 p.m.
Sept. 22	SOUTH ALABAMA (PPV)	6 p.m.
Oct. 6	* at Kentucky	
Oct. 13	* TENNESSEE	
Oct. 20	MIDDLE TENNESSEE	
Oct. 27	* at Alabama	
Nov. 3	* TEXAS A&M	
Nov. 10	* at LSU	
Nov. 17	* ARKANSAS	
Nov. 24	* at Ole Miss	

SERIES HISTORY

Overall Series Record:.....Tied, 1-1	
in Troy:.....Never Played	
Last meeting:.....Mississippi State, 11-8, 10/12/2002 in Starkville	
In Troy:.....Never Played	
Last 10 meetings:.....Tied, 1-1	
Current Series Win Streak:.....Mississippi State, 1 Game	

BROADCAST INFORMATION

Kickoff.....6 p.m. CT	
TV.....ESPN3 (Shawn Kenny and Jim Bunting)	
Radio.....Mississippi State Radio Network	
Announcers.....Jim Ellis, Matt Wyatt and John Corroero	
XM Radio Network.....N/A	
Sirius Radio Network.....Channel 106	
in Starkville.....107.9, WFLA	

BULLDOGS LOOK TO CONTINUE HOT START

Mississippi State enters its 2012 road opener at Troy with its first 2-0 record since 2000. The Bulldogs take on the Trojans at 6 p.m. Saturday, in a game which will be broadcast on ESPN3.com.

State hasn't begun a season with a 3-0 overall record since 1999, and only gotten off to a perfect mark after three weeks 19 times in school history and only five times since 1980.

MISSISSIPPI STATE TO MAKE ITS ESPN3 DEBUT

For the first time, Mississippi State's football game this weekend will be available only online at ESPN3.com. Calling the action for ESPN3 will be **Shawn Kenny**, with former North Carolina coach **John Bunting** serving as color analyst.

NON-CONFERENCE STREAK ON LINE IN TROY

Head coach **Dan Mullen's** teams have had remarkable success against out-of-conference foes. The Bulldogs have won 13 of 15 non-conference tilts, including 12 straight dating back to Mullen's arrival in 2009.

The school record for consecutive non-conference victories is 18, set from 1941-47. The second longest is 13, set from 1939-41.

WINNING STREAK IS ONE OF NATION'S LONGEST

Last season Mississippi State closed the year with a win over Ole Miss in the annual Battle for the Golden Egg before defeating Wake Forest in the Music City Bowl. With wins in the first two games this season, State now has a four-game winning streak for the first time since winning six straight in 2010.

State's four-game streak is tied for ninth nationally among all Football Bowl Subdivision teams heading into next weekend.

MULLEN SET TO CLIMB VICTORY CHARTS THIS SEASON

Head coach Dan Mullen has led his Mississippi State teams to 23 victories in his first three-plus seasons, good for fifth among all head coaches in school history.

Only three other coaches in Bulldog history have eclipsed the 20-win mark over their first four seasons, Allyn McKeen's teams posted 36 wins from 1938-41, Jackie Sherrill compiled 26 from 1991-94 and Emory Bellard won 25 from 1979-82.

MULLEN WINNING PERCENTAGE IMPRESSES

The Bulldogs have won 23 of 40 games under head coach Dan Mullen for a winning percentage of .575. It is the highest winning percentage by a Mississippi State head man since college football Hall of Famer Darrell Royal had a .600 winning percentage in 1954 and 1955.

DOGS DOING IT ON BOTH SIDES OF BALL

State has dominated its first two opponents on the scoreboard, posting a combined 84-19 margin. The Bulldogs are the only SEC team ranked in the top three in both scoring offense and scoring defense. State leads the conference with 12 TDs scored, while the defense is tied for 1st with only 2 TDs allowed.

TURNOVERS TELL STORY

In recent seasons, no stat has been a better harbinger of success for the Bulldogs than turnover margin. Over the last three-plus seasons, State has won 18 of 19 games when victorious in the turnover column. Conversely, the Bulldogs have won just four times out of 12 when losing the turnover battle.

Through two games, State ranks atop the nation with a +7 turnover margin. The Bulldogs are second in the country with 8 forced turnovers.

GETTING OFF THE FIELD

If the entirety of defensive goals is to keep the opponent from scoring, State had a pretty good year in 2011. The Bulldogs ranked 16th nationally in scoring defense, allowing only 19.7 points per game. Mississippi State's defensive staff still saw room for improvement, however, as their group finished 77th nationally with only 20 turnovers forced and 57th nationally averaging nearly 20 first downs per game allowed.

In the first game of the season, the Bulldog D allowed only 16 first downs and forced three turnovers. Against Auburn, State forced five turnovers and three three-and-outs while allowing only 15 first downs.

Additionally, the Bulldogs have allowed only 4 of 23 third-down conversions, tops in the SEC and fourth in the nation.

DEFENSE HAS BEEN DOMINANT

The Mississippi State defense has allowed only one touchdown through the first two games. Only the 1998 and 1991 defenses allowed less since 1986. Additionally, the stretch of eight-straight SEC quarters without allowing a touchdown is the longest since 1998, when the Bulldog D went nine straight quarters without allowing a TD in conference action.

State has allowed 10 points or less in back-to-back games for the first time since September 2008. The Bulldogs are just one of four FBS teams to allow 10 points or less in each of the first two games of the 2012 campaign, joining Florida State, Connecticut and Texas Tech.

DEFENSIVE LINE, LINEBACKERS LOOK FOR TFLs

Defensive coordinator **Chris Wilson** has made it a priority to get into the offense's backfield and his team has responded. Last year, State average nearly seven tackles for loss per game, good for 27th nationally and fifth in the SEC.

The Bulldogs have posted a dozen tackles behind the line in the first two games, with nine against Auburn last weekend. Mississippi State defenders have a pair of sacks in each of the first two contests.

PASS DEFENSE HAS IMPRESSED, WILL FACE TEST

The Bulldog defense has picked off five passes and allowed opponents only an 83 passer rating, good for tops in the SEC and eighth nationally. This week State faces a Troy team which owns the 8th-ranked passing offense in the NCAA, averaging 359 ypg.

Sunday 9	Monday 10	Tuesday 11	Wednesday 12	Thursday 13	Friday 14	Saturday 15
12 noon Coach Mullen Teleconference	1 p.m. Coach Mullen Weekly Press Conference - Bryan Building 1:30 p.m. Assistants available after Mullen	5:45 p.m. Coach Mullen and selected players available following practice	11:50 a.m. SEC Teleconference Post-Practice Player availability if necessary	7 p.m. Coach Mullen Radio Show (Buffalo Wild Wings)	No Media Availability	6 p.m. Kickoff vs. Troy Postgame Coach Mullen and selected players and coaches available following game.

MSU STREAKS & 2012 RECORDS

	Overall Streak	2012
Overall	W4	2-0
Home	W3	2-0
Away	L1	—
Neutral	W3	—
SEC Games	W2	1-0
Non-Conference Games	W12	1-0
Day Games	W1	1-0
Night Games	W3	1-0
January	W1	—
August	L5	—
September	W3	2-0
October	W1	—
November	W1	—
December	W2	—
vs. Top 10 Teams (AP)	L22	—
vs. Top 25 Teams (AP)	L7	—
When MSU Scores First	W3	1-0
When Opponent Scores First	W2	1-0
When MSU Leads at Halftime	W10	2-0
When Tied at Halftime	L1	—
When Opp. Leads at Halftime	L2	—
When MSU Leads After 3rd	W26	2-0
When Tied After 3rd	L1	—
When Opp. Leads After 3rd	L23	—
When MSU Scores 25+ points	W6	2-0
When Opp. Scores 25+ points	L5	—
When MSU Rushes for 100+ yards	W6	2-0
When Opp. Rushes for 100+ yards	W1	1-0
When MSU Rushes for <100 yards	L11	—
When Opp. Rushes for <100 yards	W9	1-0

MISSISSIPPI STATE CONTACTS

MEDIA RELATIONS - 662-325-0967

Joe Galbraith - 662-418-3970

MISSISSIPPI STATE RADIO NETWORK - 662-325-4171

Don Williams - 662-312-2564

TELEVISION CENTER - 662-325-1332

Bennie Ashford - 662-418-2165

FTP INFORMATION

Located on XOS Digital Xchange

Contact Bennie Ashford in Television Center for login



@HailState

@CoachDanMullen

@MStateFB

DEFENSIVE BACKFIELD LOADED WITH EXPERIENCED PLAYMAKERS

Johnthan Banks is far from the lone star in the Mississippi State defensive backfield entering this season. Seniors **Corey Broomfield** and **Darius Slay** along with junior **Nickoe Whitley** have played substantial amounts of football for the Bulldogs. Broomfield has played in 40 games with 30 starts, Whitley in 24 with 20 starts and Slay in 14 games with a pair of starting nods. Combined, the projected starting four have played in 118 games and earned 86 starts. They've also intercepted 33 career passes, with eight returned for touchdowns.

BANKS LOOKS THE PART OF ALL-AMERICAN

Johnthan Banks entered his final season at Mississippi State as a consensus All-American and got off to a quick start in confirming those accolades. After being mostly avoided in the season-opener, Banks picked off a pair of passes in the SEC opener against Auburn.

Banks now leads all active players with 14 career interceptions, and needs only two interceptions to tie Walt Harris for the school mark, and six to tie the Southeastern Conference career record of 20 (set twice).

PASSING OFFENSE LOOKS TO CONTINUE BUILDING

Each of the last two seasons, Mississippi State set school records for touchdown passes, 18 in 2010 and 19 in 2011. The Bulldogs also have posted three of the five highest completion percentages in school history (school record 58.3% in 2010) since Mullen and offensive coordinator **Les Koenning** took over the MSU offense in 2009.

State quarterbacks have tossed five touchdowns and completed 63 percent of their passes in the first two games.

RUNNING GAME HAS EXCELLED

The Mississippi State offense has excelled in the ground game since 2009. The Bulldogs have eclipsed the 200-yard rushing mark 22 times in 40 games, including a total of 202 in the season opener against Jackson State.

Junior tailback **LaDarius Perkins** led the team with nine attempts (58 yards) and redshirt freshman **Derrick Milton** racked up a team-high 65 yards on eight carries.

WIDEOUTS AND TIGHT ENDS HAVE EXPERIENCE, TALENT

The current group of wide receivers and tight ends might be the most accomplished bunch ever to play at Mississippi State together. The group - led by six seniors - has helped set the school single-season passing touchdown record each of the last two years.

The top four receiving leaders - including all five touchdown receptions - are seniors.

BUMPHIS MAKING IMPACT ON BULLDOG RECORD BOOK

Senior wideout Chad Bumphis has his eyes set on several school records. With 105 career receptions, Bumphis is seventh on the Mississippi State chart. His 14 touchdown receptions rank tied for third, and he's only three shy of tying the school mark of 17 set by Eric Moulds and Justin Jenkins. The Tupelo native's 1,404 yards cracked the top-10 last week, and he needs 116 to move into ninth all-time.

LAWRENCE WAS TACKLING MACHINE IN 2011

Senior linebacker Cameron Lawrence finished the 2011 campaign with 123 total tackles, good for third in the SEC and the most by a Bulldog since Mario Haggan tallied 132 in 2000.

Lawrence can become the first Mississippi State player to record 100 or more tackles in consecutive seasons since Dwayne Curry in 1994 and 1995. He's posted 13 tackles in the first two games, including 10 against Auburn last weekend.

RUSSELL BECOMING LEADER

Tyler Russell took over the reins as the Bulldogs' starting quarterback entering the 2012 season after playing in 17 games and earning four starts during his first two seasons. In 2010, Russell posted the school's top passing efficiency season at 144.54 and last year put up the fourth-highest mark at 135.08. His career completion percentage mark of 55.9 stands fourth on the school charts, and his yards-per-attempt and passing efficiency are tops in school history.

Through two games, Russell is one of only four quarterbacks in the SEC to have thrown for 400+ yards and five or more touchdowns without throwing an interception.

GABE JACKSON NEXT IN LONG LINE OF OUTSTANDING LINEMEN

Mississippi State has produced a long line of exceptional offensive linemen, and Gabe Jackson may be the next to follow in their footsteps. The junior guard has started all 28 games of his career at left guard and helped pave the way for two of the most explosive offenses in school history. Jackson was a freshman all-SEC performer in 2010, and was named preseason all-SEC by several publications this year.

State is one of only two teams in the SEC and 18 nationally to allow only one sack its first two games of the year.

SWEDENBERG STAYS SOLID, CONSISTENT

Junior punter Baker Swedenberg has been a constant comfort on special teams. The graduate student has punted six times this season. He's forced four fair catches, knocked one out of bounds inside the 10 and the opposing returner lost one yard the on the only return attempt.

BULLDOG NAMES ALL OVER PRESEASON WATCH LISTS

Eight different Mississippi State players were named to preseason award watch lists during the offseason. Johnthan Banks was named to the Bronk Nagurski, Bednarki, Thorpe, Lott Impact, Hornung and Senior Bowl Watch Lists. He was also named first team All-American by Sports Illustrated, Yahoo! Sports, and Athlon. Josh Boyd was named to the Outland Trophy and Senior Bowl Watch Lists, while Chad Bumphis, Corey Broomfield and Cameron Lawrence were also named to the Mobile-based all-star game's list. Lawrence was also listed by the Butkus Award. Gabe Jackson was named to the Outland Trophy and Rotary Lombardi Award watch lists.

TRIO NAMED PERMANENT CAPTAINS BY TEAMMATES

Seniors Johnthan Banks, Cameron Lawrence and Tobias Smith were named team captains by a vote of their teammates prior to the season.

BULLDOG COACHING STAFF



Dan Mullen
Head Coach



Geoff Collins
Co-Defensive Coord./
Linebackers



Melvin Smith
Corners / Nickels



Chris Wilson
Defensive Coord./
Defensive Line



John Hevesy
Running Game Coord./
Offensive Line



Greg Knox
Running Backs



Tim Brewster
Wide Receivers



Les Koenning
Offensive Coord./
Quarterbacks



Scott Sallach
Tight Ends



Tony Hughes
Safeties/
Recruiting Coordinator

ON FIELD

PRESSBOX

THE LAST MEETING...

TROY 8
MISSISSIPPI STATE 11

OCTOBER 12, 2002
DAVIS WADE STADIUM • STARKVILLE, MISS.

Score by Quarters

Troy	0	0	0	8	-	8
Mississippi State	3	0	8	0	-	11

SCORING SUMMARY
1st Quarter
MS - Smith 31 yd field goal; 9:42
3rd Quarter
MS - Reid 15 yd pass from Fant (Lee pass); 11:17
4th Quarter
Troy - Black 6 yd run (Felton pass); 6:23

Team Stats	Troy	MS
FIRST DOWNS	12	21
NET YARDS RUSHING	136	118
Rushing Attempts	33	46
Average Per Rush	4.1	2.6
Rushing Touchdowns	1	0
NET YARDS PASSING	61	210
Completions-Attempts-Int	7-26-6	22-32-0
Passing Touchdowns	0	1
TOTAL OFFENSE YARDS	197	328
Total offense plays	59	78
Fumbles: Number-Lost	1-0	6-4
Penalties: Number-Yards	9-79	6-60
PUNTS-YARDS	7-300	8-330
Punt returns: Number-Yards-TD	4-28-0	3-24-0
Kickoff returns: Number-Yds-TD	2-31-0	2-50-0
Interceptions: Number-Yds-TD	0-0-0	6-53-0
Fumble Returns: Number-Yds-TD	0-0-0	0-0
Possession Time	23:55	36:05
Third-Down Conversions	4 of 13	7 of 17
Fourth-Down Conversions	0 of 0	0 of 0
Sacks By: Number-Yards	5-41	0-0
PAT Kicks	0-0	0-0
Field Goals	0-0	1-2

RUSHING: Troy-LeBarron Black 16-73; D. Betterson 9-34; Hansell Bearden 8-29. MS-Fred Reid 18-11; Justin Griffith 9-34; Dontae Walker 7-15; Ray Ray Bivines 2-3; Jerious Norwood 1-(-2); Kevin Fant 9-(-43).

PASSING: Troy-Hansell Bearden 7-25-5; Jason Samples 0-1-1. MS-Kevin Fant 22-32-0.

RECEIVING: Troy-Heyward Skipper 3-34; Toris Rutledge 2-6; LeBarron Black 1-12; Adrian Moore1-9. MS-Justin Griffith 5-52; Donald Lee 4-25; Darius Tubbs 3-41; Ray Ray Bivines 3-28; Fred Reid 3-18; Terrell Grindle 2-25; Tee Milons 1-11; Dontae Walker 1-10.

INTERCEPTIONS: MS-Darren Williams 3-44; Koey Banks 1-6; Josh Morgan 1-0; T.J. Mawhinney 1-3.

ATTENDANCE: 49,546

GAME RECAP...

STARKVILLE -- Mississippi State intercepted six passes and recorded its first win over a Division I-A team in 2002 with an 11-8 victory over Troy State.

Fred Reid carried 18 times for 122 yards for the Bulldogs (2-4), whose only other win this season was over Division I-AA Jacksonville State.

The Bulldogs scored on a 31-yard field goal from Brent Smith in the first quarter and on a 15-yard pass from Kevin Fant to Reid in the third.

The Trojans (2-5) avoided their first shutout since 1983 on LeBarron Black's six-yard touchdown run with 57 seconds to play.

The Mississippi State defense ruled the day, holding Troy State to just 197 yards of total offense. The Bulldogs allowed 408 yards in a 34-10 loss last week at South Carolina.

Troy State's Hansell Bearden was 7-for-25 for 61 yards with five interceptions. Wide receiver Jason Samples, who did not catch a pass, threw the other interception.

Fant completed 22-of-32 passes for 210 yards.

The Bulldogs' Terrell Grindle had two catches for 25 yards, marking his 20th consecutive game with a reception.

SERIES HISTORY

Mississippi State vs. Troy

2001:	Troy, 21-9	at Starkville
2002:	MSU, 11-8	at Starkville
at Starkville: Tied, 1-1		

2012 MISSISSIPPI STATE FOOTBALL DEPTH CHART

OFFENSE

WR	19	ARCETO CLARK	5-10	180	SR.
	16	Joe Morrow	6-4	205	RFr.
WR	1	CHAD BUMPHIS	5-11	200	SR.
	4	Jameon Lewis	5-9	185	So.
WR	8	CHRIS SMITH	6-2	205	SR.
	3	Brandon Heavens	5-10	175	Sr.
LT	75	BLAINE CLAUSELL	6-7	305	SO.
	59	Archie Muniz	6-5	290	So.
LG	61	GABE JACKSON	6-4	320	JR.
	66	Ben Beckwith	6-3	300	So.
C	63	DILLON DAY	6-4	285	SO.
	55	Dylan Holley	6-3	295	Jr.
RG	67	TOBIAS SMITH	6-3	305	SR.
	70	Justin Malone	6-7	315	RFr.
RT	77	CHARLES SIDDOWAY	6-7	300	JR.
	78	Damien Robinson	6-7	315	SO.
TE	32	MARCUS GREEN	6-1	240	SR.
	18	Brandon Hill	6-2	235	So.
FB	23	SYLVESTER HEMPHILL	5-11	235	SR.
	35	Adrian Marcus	5-10	225	Jr.
RB	27	LADARIUS PERKINS	5-10	190	JR.
	7	Nick Griffin	6-0	225	So.
QB	17	TYLER RUSSELL	6-4	220	JR.
	15	Dak Prescott	6-2	230	RFr.

SPECIALISTS

PK	40	DEVON BELL	6-2	185	FR.
-OR-	53	BRIAN EGAN	5-11	210	JR.
P	39	BAKER SWEDENBERG	6-0	185	JR.
SN	72	WINSTON CHAPMAN	6-2	225	RFR.
H	83	CHRIS CAMERON	5-10	180	SR.
KR	27	LADARIUS PERKINS	5-10	190	JR.
	16	JAMEON LEWIS	5-9	185	SO.
PR	13	JOHNTHAN BANKS	6-2	185	SR.
	1	Chad Bumphis	5-11	200	Sr.

DEFENSE

DE	92	KALEB EULLS	6-4	280	SO.
	91	Preston Smith	6-6	245	So.
DT	97	JOSH BOYD	6-3	300	SR.
	60	Devin Jones	6-1	260	Sr.
DT	98	CURTIS VIRGES	6-3	305	SO.
	74	Dewayne Cherrington	6-3	325	Sr.
DE	90	DENICO AUTRY	6-5	255	JR.
	96	Shane McCardell	6-5	260	Sr.
LB	51	DEONTAE SKINNER	6-2	245	JR.
	12	Chris Hughes	6-1	225	Jr.
LB	50	BENARDRICK MCKINNEY	6-5	235	RFR.
	52	Ferlando Bohanna	6-0	225	So.
LB	10	CAMERON LAWRENCE	6-3	230	SR.
	22	Matthew Wells	6-2	215	So.
CB	13	JOHNTHAN BANKS	6-2	185	SR.
	24	Jamerson Love	5-10	175	So.
SS	25	COREY BROOMFIELD	5-10	180	SR.
	30	Jay Hughes	5-11	190	SO.
	20	Louis Watson	5-11	185	Sr.
FS	5	NICKOE WHITLEY	6-1	205	JR.
	38	Dee Arrington	6-1	215	So.
CB	9	DARIUS SLAY	6-1	190	SR.
	37	Taveze Calhoun	6-1	180	RFr.



DAN MULLEN

HEAD COACH • THIRD SEASON

In just three full seasons, Dan Mullen has revitalized and re-energized the Mississippi State fan base. From the moment of his introduction on Dec. 10, 2008 as the 32nd head coach in school history, supporters have turned out in record numbers and capacity crowds to support the Bulldogs.

Mississippi State fans have sold out a school-record 16 consecutive home games at Davis Wade Stadium. Each of the last two years have seen the school's attendance record broken. In fact, 13 of the school's top 15 crowds have occurred in the last three years, with all six crowds last season ranking in the top 15 all-time. The Bulldog faithful have gone on to watch the head coach lead the Maroon and White's football program to back-to-back postseason bowl wins for the first time in over a decade.

Just three years into his tenure, Mullen (.553) is already the winningest coach at State since Darrell Royal in 1954-55 (.600), and is already tied for sixth in school history for wins by a MSU head coach (21). On top of that, Mullen has dominated the Egg Bowl rivalry, becoming just the second MSU coach and the first since Sid Robinson from 1917-19 to start off 3-0 against Ole Miss in the Battle for the Golden Egg.

Mullen was widely regarded as one of the top young minds in college football when he arrived at Mississippi State, and he brought not only an impressive offensive resume and a list of NFL-developed quarterbacks, but also an energy and passion for the college game.

Improvement wasn't limited to fan enthusiasm, as Mullen ignited the Bulldogs to a nine-win season in just his second year, and then another successful season in 2011. With Mullen's masterful offensive mind this past year, the Maroon and White broke the school record for passing touchdowns in a season (19) and finished second all-time in school history in total offense and first downs. Additionally, the offense finished in the top 10 in passing yards, completions and completion percentage.

In 2010, State won six games in a row in the middle of the season and finished among the top 10 in school history in the following categories - passing yardage, completion percentage, passing touchdowns, rushing attempts, rushing yards, rushing touchdowns, total plays, total offensive yards, per-game offense and first downs. The defense also amassed the 10th-highest sack total in school annals.

The 2010 Bulldogs closed out the season with nine victories including posting the largest margin of victory in a bowl game in school history. The resounding 52-14 Gator Bowl win against Michigan capped a truly remarkable year.

With the nation's toughest schedule in 2009, State's rushing attack, led by first-team all-Southeastern Conference selection and current NFL running back Anthony Dixon, finished ninth nationally with a 227.6 rushing yard average per game. State averaged 371.9 yards of total offense per game, the ninth-highest total in school history and the most since 2000 at the time.

Mullen's first season concluded with a rousing 41-27 victory over MSU's in-state rival, which brought the Golden Egg back to Starkville. He became the only third Mississippi State coach to win his Egg Bowl debut since 1939, joining Allyn McKeen and Jackie Sherrill. The Bulldogs posted a 5-7 overall record in 2009, including three road victories.

During the previous four seasons as the offensive coordinator and quarterbacks coach at the University of Florida, Mullen molded a Heisman Trophy, Davey O'Brien and Maxwell Award-winning quarterback, along with a Rimington Trophy finalist and a Biletnikoff Award semifinalist.

In 2008 alone, Mullen's offensive attack ranked third nationally in scoring - averaging better than 45 points per game as the Gators scored at least 30 points in 12-of-13 games. The 587 points scored eclipsed the previous University of Florida mark, set in 1996.

Florida rushed for a school-record 41 touchdowns that season and UF's 80 rushing touchdowns over the two seasons ranked second nationally. Overall, Florida's rushing yardage of 2,987 ranked ninth nationally in 2008 and was the third-highest total in school history.

Seven offensive players were recognized as All-Southeastern Conference selections following the season in which Mullen helped UF claim its second SEC Championship and a chance to play for its second national championship in three seasons.

The Gator offense ranked first in the SEC in scoring offense and total offense for a second-straight season in 2008, averaging

45.2 points and 442.4 yards per game. Under Mullen's tutelage in 2007, UF averaged 42.5 points and 457.2 yards.

In 2007, Mullen directed the Gator offense to the third-highest point total ever by a UF unit and the top single-season marks for rushing touchdowns and third-down conversion percentage. Florida's offense scored 75 touchdowns, second most in the SEC.

Mullen orchestrated a UF attack that was the only one in the nation to have rushed for a touchdown and passed for a touchdown in every game during the season. He also helped UF score on 83-of-152 drives in 2007 for a league-best 54.6 percent, marking the best number since the stat was tracked by the SEC in 2000. Florida additionally averaged 7.0 yards per play that year, the fourth-best total in the nation. Lastly, the Gators averaged 5.3 yards per rush, the second-best number in school history.

In 2007, Mullen helped coach sophomore quarterback and current NFL star Tim Tebow into a Heisman Trophy, Maxwell and Davey O'Brien award winner, 78th Sullivan Award winner and AP first-team All-American among other honors.

He also tutored six offensive players to the All-SEC team: Tebow, NFL Pro Bowler Percy Harvin, Cornelius Ingram, Brandon James, Jim Tarrt and Drew Miller.

Mullen played an integral role in Florida's 2006 national championship, overseeing an offense that averaged 29.7 points and 396.1 yards per game. In the BCS National Championship Game, he engineered an attack that produced 41 points against a top-ranked Ohio State squad that was limiting opponents to less than 11 points per game on the year. Under Mullen's tutelage, quarterback Chris Leak opened the contest by going 9-for-9 for 99 yards and a touchdown en route to earning Offensive MVP honors.

The 2006 Gator offense posted 76 plays of 20 yards or more, 19 of which went for touchdowns. Florida passed for 29 touchdowns in 2006, while Leak ranked among the national leaders with 23 scoring tosses. Tebow matched UF's then single-season record for rushing touchdowns by a quarterback with eight scores, and his 5.3 yards per carry average placed second nationally among signal callers. Six different players averaged at least 5.0 yards per carry.

In 2005, Chad Jackson played his way to Biletnikoff Award semifinalist status after matching the UF single-season record with 88 receptions, a figure that led the SEC and finished sixth nationally. Center Mike Degory was also named a finalist for the Rimington Trophy, given annually to the nation's top center, during that campaign. Both earned first-team All-SEC honors under Mullen's tutelage.

Mullen went to Florida from Utah with Head Coach Urban Meyer, with whom he had spent 10 seasons. While the quarterbacks coach at Utah, Mullen developed current NFL star Alex Smith - the first overall selection in the 2005 NFL Draft - from a pocket passer into an efficient executor of the spread, making him one of the most versatile threats in college football. Smith took over the starting job three games into Mullen's tenure, passing for 2,247 yards and running for 452 to finish second in the Mountain West in total offense in 2003.

The 2004 campaign saw Smith earn National Player of the Year honors from The Sporting News and Sports Illustrated, while also becoming Utah's first-ever Heisman Trophy finalist. Smith also garnered final consideration for the Davey O'Brien and Walter Camp National Player of the Year Awards. Smith passed for 2,952 yards and 32 touchdowns and ran for 631 yards and 10 scores on the year, ranking second in the nation with a 176.5 efficiency rating and leading the Utes to a perfect 12-0 season and a Fiesta Bowl championship. As a team, Utah finished the 2004 season third in the nation in scoring offense (45.3) and total offense (499.8).

Prior to his stint at Utah, Mullen served as quarterbacks' coach at Bowling Green for two seasons, putting up 6,627 yards of total offense and scoring 81 touchdowns during that span. In 2002, quarterback Josh Harris threw for 2,425 yards, ran for 737 yards and completed the campaign as the nation's third-leading scorer.

Mullen spent the two years before his Bowling Green stint as a graduate assistant at Notre Dame, and before that assisted with Syracuse's 1998 BIG EAST championship and Orange Bowl run.

A two-year starter at tight end for Ursinus College in Collegeville, Pa., Mullen earned first-team All-Centennial Conference honors as a senior. He is married to the former Megan West, and the couple has two children, one son and one daughter.

MULLEN GAME-BY-GAME RESULTS

2009 RESULTS

Date	Opponent	Result/Score
Sept. 5	JACKSON STATE	W, 45-7
Sept. 12	* at Auburn	L, 24-49
Sept. 19	* at Vanderbilt	W, 15-3
Sept. 26	* #7 LSU	L, 26-30
Oct. 3	#25 GEORGIA TECH	L, 31-42
Oct. 10	HOUSTON (HC)	L, 24-31
Oct. 17	at Middle Tennessee	W, 27-6
Oct. 24	* #1 FLORIDA	L, 19-29
Oct. 31	* at Kentucky	W, 31-24
Nov. 14	* #3 ALABAMA	L, 3-31
Nov. 21	* at Arkansas (in L.R.)	L, 21-42
Nov. 28	* #20 OLE MISS	W, 41-27

2010 RESULTS

Date	Opponent	Result/Score
Sept. 4	MEMPHIS	W, 49-7
Sept. 9	* #20 AUBURN (Thurs.)	L, 14-17
Sept. 18	* at #12 LSU	L, 7-29
Sept. 25	* GEORGIA	W, 24-12
Oct. 2	ALCORN STATE	W, 49-16
Oct. 9	at Houston	W, 47-24
Oct. 16	* at #22 Florida	W, 10-7
Oct. 23	UAB (HC)	W, 29-24
Oct. 30	* KENTUCKY	W, 24-17
Nov. 13	* at #11 Alabama	L, 10-30
Nov. 20	* #13 ARKANSAS	L, 31-38 (2OT)
Nov. 27	* at Ole Miss	W, 31-23
Jan. 1	vs. Michigan (Gator Bowl)	W, 52-14

2011 RESULTS

Date	Opponent	Result/Score
Sept. 1	at Memphis (Thurs.)	W, 59-14
Sept. 10	* at #23 Auburn	L, 34-41
Sept. 15	* #3 LSU (Thurs.)	L, 6-19
Sept. 24	LOUISIANA TECH	W, 26-20 (OT)
Oct. 1	* at Georgia	L, 10-24
Oct. 8	at UAB	W, 21-3
Oct. 15	* #13 SOUTH CAROLINA	L, 12-14
Oct. 29	* at Kentucky	W, 28-16
Nov. 5	UT MARTIN (HC)	W, 55-17
Nov. 12	* #3 ALABAMA	L, 7-24
Nov. 19	* at #6 Arkansas (L.R.)	L, 17-44
Nov. 26	* OLE MISS	W, 31-3
Dec. 30	vs. Wake Forest (Music City Bowl)	W, 23-17

2012 RESULTS

Date	Opponent	Result/Score/Time
Sept. 1	JACKSON STATE	W, 56-9
Sept. 8	* AUBURN	W, 28-10
Sept. 15	at Troy	6 p.m.
Sept. 22	SOUTH ALABAMA	6 p.m.
Oct. 6	* at Kentucky	TBA
Oct. 13	* TENNESSEE	TBA
Oct. 20	MTSU (HC)	TBA
Oct. 27	* at Alabama	TBA
Nov. 3	* TEXAS A&M	TBA
Nov. 10	* at LSU	TBA
Nov. 17	* ARKANSAS	TBA
Nov. 24	* at Ole Miss	TBA

COACHING EXPERIENCE

2009-	Mississippi State University (Head Coach)
2005-08	Florida (Offensive Coordinator/ Quarterbacks)
2003-04	Utah (Quarterbacks)
2001-02	Bowling Green (Quarterbacks)
1999-00	Notre Dame (Graduate Assistant Offense)
1998	Syracuse (Graduate Assistant Offense)
1996-97	Columbia (Wide Receivers)
1994-95	Wagner (Wide Receivers)

PERSONAL INFORMATION

Birthdate: April 27, 1972
 Hometown: Manchester, N.H.
 Education: 1994 - Bachelor's Degree in Exercise and Sport Science from Ursinus College; 1996 - Master's Degree in Education from Wagner College
 Wife: Megan
 Children: Canon and Breelyn Elisabeth

STREAKS & RECORDS UNDER DAN MULLEN

	Streak	Record
Overall	W4	23-17
Home	W3	12-10
Away	L1	9-7
Neutral	W2	2-0
SEC Games.....	W2	10-15
Non-Conference Games	W12	13-2
Day Games	W1	7-7
Night Games.....	W3	16-10
January	W1	1-0
September.....	W3	8-6
October.....	W1	9-5
November	W1	4-6
December	W1	1-0
vs. Top 10 Teams (AP).....	L6	0-6
vs. Top 25 Teams (AP).....	L7	2-13
When MSU Scores First	W3	14-5
When Opponent Scores First.....	W2	9-12
When MSU Leads at Halftime	W10	19-2
When Tied at Halftime.....	L1	1-1
When Opp. Leads at Halftime	L2	3-14
When MSU Leads After 3rd	W22	22-0
When Tied After 3rd	L1	1-2
When Opp. Leads After 3rd	L15	0-15
When MSU Scores 25+ points.....	W6	17-4
When Opp. Scores 25+ points.....	L5	1-12
When MSU Rushes for 100+ yards.....	W6	23-12
When Opp. Rushes for 100+ yards	W1	11-15
When MSU Rushes for <100 yards.....	L5	0-5
When Opp. Rushes for <100 yards	W7	12-2

MSU CHRONOLOGICAL COACHING RECORDS

HEAD COACH (ALMA MATER)	YEARS	TENURE	RECORD	PCT.
W.M. Matthews (Mississippi State)	1	1895	0-2	.000
J.B. Hildebrand (Vanderbilt)	1	1896	0-4	.000
L.B. Harvey (Georgetown)	1	1901	2-2-1	.500
L. Gwinn (Auburn)	1	1902	1-4-1	.250
Dan Martin (Auburn)	4	1903-06	10-11-3	.479
Fred Furman (Cornell)	2	1907-08	9-7	.563
W.D. Chadwick (Marietta)	5	1909-13	29-12-2	.698
E.C. Hayes (Albion)	3	1914-16	15-8-2	.640
Sid Robinson (Colgate)	3	1917-19	15-5	.750
Fred Holtkamp (Ohio State)	2	1920-21	9-7-1	.559
C.R. Dudy Noble (Mississippi State)	1	1922	3-4-2	.444
Earl Able (Colgate)	2	1923-24	10-6-2	.611
Bernie Bierman (Minnesota)	2	1925-26	8-8-1	.500
J.W. Hancock (Iowa)	3	1927-29	8-12-4	.417
Chris Cagle (Army)	1	1930	2-7	.222
Ray Dauber (Iowa)	2	1931-32	5-11	.313
Ross McKechnie (Washington)	2	1933-34	7-12-1	.375
Ralph Sasse (Army)	3	1935-37	20-10-2	.656
Spike Nelson (Iowa)	1	1938	4-6	.400
Allyn McKeen (Tennessee)	9	1939-48	65-19-3	.764
Slick Morton (LSU)	3	1949-51	8-18-1	.315
Murray Warmath (Tennessee)	2	1952-53	10-6-3	.605
Darrell Royal (Oklahoma)	2	1954-55	12-8	.600
Wade Walker (Oklahoma)	6	1956-61	22-32-2	.411
Paul Davis (Mississippi)	5	1962-66	20-28-2	.420
Charley Shira (Mississippi State)	6	1967-72	16-45-2	.270
*Bob Tyler (Mississippi)	6	1973-78	21-44-2	.328
Emory Bellard (Southwest Texas State)	7	1979-85	37-42	.468
Rockey Felker (Mississippi State)	5	1986-90	21-34	.382
Jackie Sherrill (Alabama)	13	1991-2003	75-75-2	.500
Sylvester Croom (Alabama)	5	2004-08	21-38	.356
Dan Mullen (Ursinus College)	3+	2009-Present	23-17	.575
32 Coaches	112	1895-Present	507-544-39	.483

TOP-10 WINNINGEST MSU COACHES (W'S)

	HEAD COACH (ALMA MATER)	YEARS	TENURE	RECORD	PCT.
1.	Jackie Sherrill (Alabama)	13	1991-2003	75-75-2	.500
2.	Allyn McKeen (Tennessee)	9	1939-48	65-19-3	.764
3.	Emory Bellard (Southwest Texas State)	7	1979-85	37-42	.468
4.	W.D. Chadwick (Marietta)	5	1909-13	29-12-2	.698
5.	Dan Mullen (Ursinus College)	3+	2009-Present	23-17	.575
6.	Wade Walker (Oklahoma)	6	1956-61	22-32-2	.411
7.	Rockey Felker (Mississippi State)	5	1986-90	21-34	.382
	Sylvester Croom (Alabama)	4	2004-08	21-38	.356
	Bob Tyler* (Mississippi)	6	1973-78	21-44-2	.328
10.	Ralph Sasse (Army)	3	1935-37	20-10-2	.656
	Paul Davis (Mississippi)	5	1962-66	20-28-2	.420

WINNINGEST MSU COACHES IN EGG BOWL (W'S)

	HEAD COACH (ALMA MATER)	SEASONS	YEARS	RECORD	PCT.
1.	Jackie Sherrill (Alabama)	13	1991-2003	7-6	.538
2.	Allyn McKeen (Tennessee)	9	1939-48	5-4	.556
3.	Sid Robinson (Colgate)	3	1917-19	4-0	1.000
4.	Dan Mullen (Ursinus College)	3+	2009-11	3-0	1.000
	Bob Tyler* (Mississippi)	6	1973-78	3-3	.500

TOP-10 WINNINGEST MSU COACHES (%)

	HEAD COACH (ALMA MATER)	YEARS	TENURE	RECORD	PCT.
1.	Allyn McKeen (Tennessee)	9	1939-48	65-19-3	.764
3.	W.D. Chadwick (Marietta)	5	1909-13	29-12-2	.698
4.	Ralph Sasse (Army)	3	1935-37	20-10-2	.656
5.	E.C. Hayes (Albion)	3	1914-16	15-8-2	.640
6.	Earl Able (Colgate)	2	1923-24	10-6-2	.611
7.	Murray Warmath (Tennessee)	2	1952-53	10-6-3	.605
8.	Darrell Royal (Oklahoma)	2	1954-55	12-8	.600
9.	Dan Mullen (Ursinus College)	3+	2009-Present	23-17	.575
10.	Fred Furman (Cornell)	2	1907-08	9-7	.563

WINNINGEST MSU COACHES IN EGG BOWL (%)

	HEAD COACH (ALMA MATER)	SEASONS	YEARS	RECORD	PCT.
1.	Sid Robinson (Colgate)	3	1917-19	4-0	1.000
	Dan Mullen (Ursinus College)	3+	2009-11	3-0	1.000
	Fred Holtkamp (Ohio State)	2	1920-21	2-0	1.000
	Earl Able (Colgate)	2	1923-24	2-0	1.000
	L.B. Harvey (Georgetown)	1	1901	1-0	1.000
	C.R. Dudy Noble (Mississippi State)	1	1922	1-0	1.000

* - All wins in the 1975-77 seasons were forfeited by the NCAA, except for the 1975 Memphis State and North Texas State games.

DAN MULLEN COACHED PLAYERS IN THE NFL

WR Dallas Baker (7th) – Florida – Pittsburgh Steelers
 RB Vick Ballard (5th) – Mississippi State – Indianapolis Colts
 S Wade Bonner (FA) – Mississippi State – Philadelphia Eagles
 QB John Brantley (FA) – Florida – Baltimore Ravens
 OG Lance Butler (FA) – Florida – Cleveland Browns
 WR Andre Caldwell (3rd) – Florida – Cincinnati Bengals
 OL James Carmon (FA) – Mississippi State – Buffalo Bills
 LB Jamar Chaney (7th) – Mississippi State – Philadelphia Eagles
 WR Riley Cooper (5th) - Florida - Philadelphia Eagles
 DL Fletcher Cox (1st) – Mississippi State – Philadelphia Eagles
 RB Anthony Dixon (6th) – Mississippi State – San Francisco 49ers
 OL Marcus Gilbert (2nd) - Florida - Pittsburgh Steelers
 OT Randy Hand (FA) – Florida – New England Patriots
 QB Josh Harris (6th) – Bowling Green – Baltimore Ravens
 WR Percy Harvin (1st) – Florida – Minnesota Vikings
 OG Maurice Hurt (7th) - Florida - Washington Redskins
 TE Cornelius Ingram (5th) – Florida – Philadelphia Eagles
 WR Chad Jackson (2nd) – Florida – New England Patriots
 QB Omar Jacobs (5th) – Bowling Green – Pittsburgh Steelers
 OL Addison Lawrence (FA) – Mississippi State – Baltimore Ravens
 QB Chris Leak (FA) – Florida – Chicago Bears

DL Kyle Love (FA) – Mississippi State – New England Patriots
 DL Pernell McPhee (5th) – Mississippi State – Baltimore Ravens
 C Drew Miller (FA) – Florida – Jacksonville Jaguars
 S Charles Mitchell (6th) – Mississippi State – Atlanta Falcons
 RB Kestahn Moore (FA) - Florida - Tennessee Titans
 WR Louis Murphy (4th) – Florida – Oakland Raiders
 WR David Nelson (FA) - Florida - Buffalo Bills
 C Maurkice Pouncey (1st) - Florida - Pittsburgh Steelers
 C Mike Pouncey (1st) - Florida - Miami Dolphins
 RB Chris Rainey (5th) – Florida – Pittsburgh Steelers
 OL Quentin Saulsberry (FA) – Mississippi State – Minnesota Vikings
 OL Derek Sherrod (1st) – Mississippi State – Green Bay Packers
 QB Alex Smith (1st) – Utah – San Francisco 49ers
 OL Phil Trautwein (FA) – Florida – St. Louis Rams
 QB Tim Tebow (1st) – Florida – Denver Broncos
 WR Deonte Thompson (FA) – Florida – Baltimore Ravens
 OT Tavares Washington (FA) – Florida – San Francisco 49ers
 OL Jason Watkins (FA) – Florida – Buffalo Bills
 LB Chris White (6th) – Mississippi State – Buffalo Bills
 LB K.J. Wright (4th) – Mississippi State – Seattle Seahawks
 RB DeShawn Wynn (7th) – Florida – Green Bay Packers

DAN MULLEN SUPERLATIVES

MISSISSIPPI STATE TEAM RECORDS

	High	Year	Low	Year
Final Score	59	2011, Memphis	3	2009, Alabama
1st Quarter	23	2010, Houston	0	Many Times
2nd Quarter	28	2010, Alcorn State	0	Many Times
Half	35	2x (2012, Jackson State)	0	4x, (2011, Alabama)
3rd Quarter	21	2010, Memphis	0	Many Times
4th Quarter	17	2010, Ole Miss	0	Many Times
First Downs	32	2010, Arkansas	9	2011, Alabama
Rushing Attempts	70	2010, Arkansas	29	2011, Alabama
Net Yds. Rushing	409	2010, Houston	12	2011, Alabama
Net Yds. Passing	372	2010, Memphis	33	2010, Florida
Passes Attempted	40	2009, LSU	9	2010, Florida
Passes Completed	21	2011, Auburn	4	2010, Florida
Had Intercepted	5	2010, LSU	0	Many Times
Total Offensive Plays	100	2010, Arkansas	53	2011, Kentucky
Total Net Yards	645	2011, Memphis	193	2011, LSU
Avg. Gain Per Play	9.3	2011, Memphis	2.2	2011, Alabama
Fumbles Lost	4	2009, Georgia	0	Many Times
Penalties	12	2009, Jackson State	1	2011, South Carolina
Penalties Yards	152	2009, Jackson State	10	2009, Auburn
Punts	8	2x (2010, Kentucky)	0	2009, Georgia Tech
Yards Punting	345	2010, Kentucky	0	2009, Georgia Tech
Avg. Per Punt	49.0	2009, Jackson State	28.0	2012, Jackson State
Punt Returns	4	4x (2012, Jackson State)	0	8x (2011, LSU)
Punt Returns Yds.	81	2011, Louisiana Tech	-1	2x, (2011, UAB)
Kickoff Returns	7	4x (2010, LSU)	1	2x (2010, Florida)
Kickoff Returns yards	216	2009, Georgia Tech	0	2010, Florida
Interceptions	4	2009, Middle Tennessee St.	0	Many Times
Interceptions Yards	120	2009, Florida	-1	2011, LSU
Possession Time	39:02	2010, Houston	22:10	2011, LSU
3rd-Down Conversions	10 of 14	2011, UT Martin	1 of 10	2012, Auburn
4th-down Conversions	5 of 5	2010, Michigan	0 of 4	2009, LSU

OPPONENT TEAM RECORDS

	High	Year	Low	Year
Final Score	49	2009, Auburn	3	2x (2011, UAB)
1st Quarter	14	6x (2011, Arkansas)	0	Many Times
2nd Quarter	17	2011, Auburn	0	4x, (2011, Michigan)
Half	31	2011, Auburn	0	2x, (2010, Memphis)
3rd Quarter	14	2x, (2010, LSU)	0	Many Times
4th Quarter	14	5x, (2010, Ole Miss)	0	10x, (2011, UAB)
First Downs	31	2009, Houston	9	2x, (2010, Memphis)
Rushing Attempts	59	2009, Auburn	16	2010, Houston
Net Yds. Rushing	390	2009, Auburn	30	2009, LSU
Net Yds. Passing	434	2009, Houston	97	2010, LSU
Passes Attempted	59	2010, Houston	14	2009, Georgia Tech
Passes Completed	39	2009, Houston	8	2009, Jackson State
Had Intercepted	4	2009, Middle Tennessee St.	0	Many Times
Total Offensive Plays	87	2011, Memphis	53	2010, Memphis
Total Net Yards	589	2009, Auburn	157	2009, Vanderbilt
Avg. Gain Per Play	8.0	2010, Arkansas	2.6	2009, Vanderbilt
Fumbles Lost	3	2009, Jackson State	0	Many Times
Penalties	15	2009, Jackson State	2	2x (2009, Kentucky)
Penalties Yards	95	2009, Jackson State	15	2009, Vanderbilt
Punts	11	2009, Vanderbilt	1	2x (2011, Michigan)
Yards Punting	438	2010, Memphis	11	2011, Michigan
Avg. Per Punt	48.7	2010, Memphis	11.0	2011, Michigan
Punt Returns	4	2x (2011, Arkansas)	0	Many Times
Punt Returns Yds.	98	2009, LSU	-8	2011, LSU
Kickoff Returns	10	2011, Memphis	1	2x (2011, Alabama)
Kickoff Returns yards	195	2012, Auburn	23	2011, Alabama
Interceptions	5	2010, LSU	0	Many Times
Interceptions Yards	106	2010, LSU	-1	2010, Auburn
Possession Time	37:50	2011, Memphis	20:58	2010, Houston
3rd-Down Conversions	10 of 17	2011, Arkansas	2 of 15	2010, Memphis
4th-down Conversions	2 of 2	3x (2009, Ole Miss)	0 of 5	2010, Memphis

MISSISSIPPI STATE INDIVIDUAL RECORDS

	High	Player	Year
Rushing- Att.	33	2x	2x (Ballard, 2010 vs. Arkansas)
Rushing- Net	252	A. Dixon	2009, Kentucky
Rushing- TD	3	V. Ballard	5x (Ballard, 2010 vs. Memphis)
Rushing- LG	75	V. Ballard	2010, Alcorn State
Passing- Att.	38	T. Lee	2009, LSU
Passing- Cmp.	20	2x	2x (Russell, 2012 vs. Auburn)
Passing- Int.	3	T. Lee	2010, Middle Tennessee State
Passing-Yds.	288	C. Relf	2010, Ole Miss
Passing- TD	4	T. Russell	2010, Memphis
Passing- Long	81	C. Relf	2011, Michigan
Passing- Sck	4	3x	3x (Relf, 2011 vs. Georgia)
Receiving- No.	9	C. Bumphis	2010, Alcorn State
Receiving-Yds.	140	L. Perkins	2010, Ole Miss
Receiving- TD	2	7x	7x (Green, 2012 vs. Auburn)
Receiving- Long	81	L. Perkins	2011, Michigan
Punting- No.	8	2x	2x (Hutchins, 2010 vs. Kentucky)
Punting- Yds.	332	B. Swedenburg	2011, Arkansas
Punting- Avg.	49.0	H. Hutchins	2009, Jackson State
Punting- Long	63	H. Hutchins	2010, Kentucky
Punt Returns- No.	4	C. Bumphis	2010, Memphis
Punt Returns-Yds.	82	C. Bumphis	2011, Louisiana Tech
Punt Returns- Long	82	C. Bumphis	2011, Louisiana Tech
Kick Returns-No.	7	L. Perkins	2009, Auburn
Kick Returns-Yds.	153	L. Berry	2010, Alcorn State
Kick Returns- Lg	97	L. Berry	2010, Alcorn State
Int. Returns- No.	2	8x	8x, (Banks, 2012 vs. Auburn)
Int Returns-Yds.	100	J. Banks	2009, Florida
Int Returns- Lg	100	J. Banks	2009, Florida
FG Attempts	5	D. DePasquale	2010, UAB
FG Made	5	D. DePasquale	2010, UAB
FG Long	49	S. Brauchle	2009, Vanderbilt
Tackles	18	B. Wilson	2011, Louisiana Tech
Tackles for Loss	4.5	C. White	2010, Florida
Sacks	2.5	C. White	2x (2010, Alcorn State & Florida)

OPPONENT INDIVIDUAL RECORDS

	High	Player	Year
Rushing- Att.	30	Knile Davis	2010, Arkansas
Rushing- Net	187	Knile Davis	2010, Arkansas
Rushing- TD	3	Kode Burns	2009, Auburn
Rushing- LG	78	Brandon Bridge	2010, Alcorn State
Passing- Att.	57	David Piland	2010, Houston
Passing- Cmp.	39	Case Keenum	2009, Houston
Passing- Int.	3	3x	2x (Kiehl Frazier, 2012)
Passing-Yds.	434	Case Keenum	2009, Houston
Passing- TD	5	Ryan Mallett	2009, Arkansas
Passing- Long	89	Ryan Mallett	2010, Arkansas
Passing- Sck	4	3x	3x (Nick Isham, LA. Tech, 2011)
Receiving- No.	12	Randall Cobb	2010, Kentucky
Receiving-Yds.	174	D. Thomas	2009, Georgia Tech
Receiving- TD	2	4x	4x (Cobi Hamilton, Arkansas, 2009)
Receiving- Long	89	Jarius Wright	2010, Arkansas
Punting- No.	11	Brett Upson	2009, Vanderbilt
Punting- Yds.	473	Brett Upson	2009, Vanderbilt
Punting- Avg.	48.7	Tom Hornsey	2010, Memphis
Punting- Long	67	C. Henry	2010, Florida
Punt Returns- No.	3	3x	(Marquis Maze, Alabama, 2010)
Punt Returns-Yds.	98	Chad Jones	2009, LSU
Punt Returns- Long	93	Chad Jones	2009, LSU
Kick Returns-No.	7	Jesse Grandy	2010, Ole Miss
Kick Returns-Yds.	143	Jesse Grandy	2010, Houston
Kick Returns- Lg	100	Onterio McCalebb	2012, Auburn
Int. Returns- No.	2	5x	5x (Robert Lester, 2010, Alabama)
Int Returns-Yds.	46	Patrick Peterson	2010, LSU
Int Returns- Lg	43	Demetruce McNeal	2011, Auburn
FG Attempts	5	John Jasper	2010, LSU
FG Made	5	John Jasper	2010, LSU
FG Long	51	John Jasper	2010, LSU
Tackles	20	Jerry Franklin	2010, Arkansas
Tackles for Loss	3.0	Mi. Brockers, B. Logan	2011, LSU
Sacks	3.0	2x	2x (2009, J. Bequette, Arkansas)

Johnthan Banks - Senior - DB

Bronko Nagurski Trophy Watch List

Bednarik Award Watch List

Jim Thorpe Award Watch List

Lott IMPACT Trophy Watch List

Hornung Award Watch List

Senior Bowl Watch List

All-American: Sports Illustrated (First Team), ESPN.com (First Team), Yahoo Sports (First Team), Athlon (First Team),

CBSSports.com (Second Team), Phil Steele (Second Team)

All-SEC First Team (Defense): SEC Coaches, Sports Illustrated, ESPN.com, CBSSports.com, Yahoo Sports, Athlon, Blue Ribbon, Birmingham News, Lindys, Phil Steele, USA Today

All-SEC Second Team (Defense): SEC Media

All-SEC Second Team (All-Purpose/Special Teams): SEC Coaches, Yahoo Sports

All-SEC Third Team (All-Purpose/Special Teams): SEC Media, Athlon, Phil Steele

CollegeFootballNews.com "Best Corner in the Country"

Lindys Magazine "Best Cover Corner in SEC"

Josh Boyd - Senior - DL

Outland Trophy Watch List

Senior Bowl Watch List

All-SEC Second Team (Defense): Athlon

All-SEC Third Team (Defense): SEC Coaches, Phil Steele

Corey Broomfield - Senior - DB

Senior Bowl Watch List

Chad Bumphis – Senior – WR

Paul Hornung Award Watch List

Senior Bowl Watch List

Dillon Day - Sophomore - OL

Rimington Trophy Watch List

Gabe Jackson - Junior - OL

Outland Trophy Watch List

Rotary Lombardi Award Watch List

All-SEC Second Team (Offense): SEC Coaches, SEC Media, Yahoo Sports, Athlon, Phil Steele, Birmingham News

CollegeFootballNews.com "Top-20 Guards in the Country"

Malcolm Johnson - Sophomore - TE

Mackey Award Watch List

Cameron Lawrence - Senior - LB

Butkus Award Watch List

Senior Bowl Watch List

All-SEC First Team (Defense): Yahoo Sports, Birmingham News

All-SEC Third Team (Defense): SEC Media, Athlon


All-SEC Fourth Team (Defense): Phil Steele

#13 Johnthan Banks

Defensive Back

Senior • 6-2 • 185

Maben, Miss.



Take it to the Bank...

"Johnthan Banks is an All-American talent. His mere presence on the field can change offensive plans. He seems to stick to receivers with his coverage skills, and if he can get his paws around the ball, look out." - Edward Aschoff, ESPN.com

"Johnthan Banks is the best defender in pass coverage in the SEC. He's just so long. He's taller than I am, and he's just a fast, tall corner. That's not what you want to go up against."

- Emory Blake, Auburn Wide Receiver

"Even though Tyrann Mathieu was the one getting most of the publicity prior to his dismissal from LSU, Mississippi State's Johnthan Banks was and is the SEC's best true cornerback."

- Chris Low, ESPN.com

"I think he has come back with the sense that he wants to be the team leader. He's not worried about how maybe coming back one year can up his draft status. He's come back with the desire that he wants to leave an impact on our team as he walks out the door."

- Dan Mullen, MSU Head Coach

CAREER INTERCEPTIONS (14)

T-1st in NCAA*

CAREER INTERCEPTION YARDS (227)

2nd in NCAA*

CAREER PICK SIXES (3)

T-1st in NCAA*

*** Among Active Leaders**

2012 Preseason Honors

- Watch Lists: Bronko Nagurski Trophy, Bednarik Award, Jim Thorpe Award, Lott IMPACT Trophy, Paul Hornung Award, Senior Bowl
- All-American: Sports Illustrated (First Team), ESPN.com (First Team), Yahoo Sports (First Team), CBSSports.com (Second Team), Athlon (First Team), Phil Steele (Second Team)
- All-SEC First Team (Defense): SEC Coaches, Sports Illustrated, ESPN.com, CBSSports.com, USA Today, Yahoo Sports, Athlon, Blue Ribbon College Football Yearbook, Birmingham News, Lindys, Phil Steele
- All-SEC Second Team (Defense): SEC Media
- All-SEC Second Team (All-Purpose): SEC Coaches, Yahoo Sports
- All-SEC Third Team (Special Teams): Athlon, Phil Steele
- CollegeFootballNews.com's "Best Corner in the Country"
- Lindys Magazine "Best Cover Corner in SEC"
- Leads all active FBS players along with teammate Corey Broomfield and six others with three interception returns for touchdowns.
- Tied for fourth among active FBS players with 12 career interceptions; Seventh among active FBS players in career interceptions per game (.3).

2011 Awards

- Jim Thorpe Award Semifinalist
- AP All-SEC Second Team
- Phil Steele All-SEC Third Team
- Conerly Trophy Finalist

2012 Highlights:

- Tied for third in the country with two interceptions.
- Among active players in the FBS, ranks tied for first with 14 career interceptions and three pick sixes, second in career interception yards (227) and fourth in interceptions per game (0.35).
- As a result of offenses avoiding him, Mississippi State is tied for third in the country with five interceptions and is first in the country with a plus-seven turnover margin.
- One of three players nationally to be named to the week two Paul Hornung Award Weekly Honor Roll.
- Was thrown at just twice in the first 47 minutes of the Auburn win, with both passes being picked off by Banks. Helped limit the Tigers' passing game to -2 yards at halftime before the MSU defense played in a soft zone coverage the rest of the game.
- CollegeSportsMadness.com's College Football Week Two Defensive Player of Week.
- Did not give up a catch in the season opener vs. Jackson State, being thrown at just twice.

#97 Josh Boyd

Defensive Lineman

Senior • 6-3 • 300

Philadelphia, Miss.



2012 Preseason Honors

- Outland Trophy Watch List
- Senior Bowl Watch List
- All-SEC Second Team (Defense): Athlon
- All-SEC Third Team (Defense): SEC Coaches, Phil Steele

2012 Highlights:

- Recovered a fumble and tallied four tackles in the SEC-opening win vs. Auburn, limiting Doak Walker Award watch list running back Onterio McCalebb to a 0.5 yards per carry average.



#63 Dillon Day

Offensive Lineman

Sophomore • 6-4 • 300

West Monroe, La.



2012 Preseason Honors

- Rimington Trophy Watch List

2012 Highlights:

- Has graded out a champion for the first two games of 2012.
- Center on one of two SEC offensive lines that have allowed only one sack through the first two weeks of the season.
- Led an offensive line to a 6.0 yards per play average in the SEC-opening win vs. Auburn, including a 4.6 yard per carry average on the ground.
- Anchored an offensive line that pounded out 202 yards on the ground in the season-opening victory against Jackson State.



#61 Gabe Jackson

Offensive Lineman

Junior • 6-4 • 320

Liberty, Miss.



2012 Preseason Honors

- Outland Trophy Watch List
- Rotary Lombardi Award Watch List
- All-SEC Second Team (Offense): SEC Coaches, SEC Media, Yahoo Sports, Athlon, Phil Steele, Birmingham News
- CollegeFootballNews.com's Top-20 Guards in the country

2011 Awards

- AP All-SEC Second Team
- Rivals.com All-SEC Second Team
- Rivals.com Sophomore All-American

2012 Highlights:

- Has graded out a champion for the first two games of 2012.
- Center on one of two SEC offensive lines that have allowed only one sack through the first two weeks of the season.
- Led an offensive line to a 6.0 yards per play average in the SEC-opening win vs. Auburn, including a 4.6 yard per carry average on the ground.



#10 Cam Lawrence

Linebacker

Senior • 6-3 • 230

Coldwater, Miss.



2012 Preseason Honors

- The Southeastern Conference's Leading Returning Tackler
- Butkus Award Watch List
- Senior Bowl Watch List
- All-SEC First Team (Defense): Yahoo Sports, Birmingham News
- All-SEC Third Team (Defense): SEC Media, Athlon
- All-SEC Fourth Team (Defense): Phil Steele

2011 Awards

- Rivals.com All-SEC Second Team

2012 Highlights:

- In his last four SEC games, has tallied 4.0 tackles for loss, 2.0 sacks, one fumble recovery and an interception.
- Held All-American TE Philip Lutzenkirchen to two catches for 12 yards in the win vs. Auburn, while tallying a team-high 10 tackles, 1.5 tackles for loss and a sack.



STARKVILLE, Miss. - As far as season openers go, Mississippi State couldn't have been much happier.

On a muggy evening that saw intermittent rain showers prior to kickoff, the Bulldogs scored early and often en route to an overwhelming 56-9 victory against Jackson State in front of 55,082 fans at Scott Field.

It was the second-consecutive year MSU opened the season by scoring 50-plus points, as a year ago it took care of Memphis at the Liberty Bowl, 59-14.

But on this night, it wasn't just the offense, which didn't have to punt until the 1:19 mark of the third quarter, flexing muscles. The defense was just as dominant.

MSU, which improved to 80-31-2 all-time in season openers and 4-0 under coach Dan Mullen, had two interceptions returned for touchdowns while limiting the Tigers to 265 yards. Of that total, 94 came on their final possession of the first half that ended with a 9-yard scoring pass from Dedric McDonald to E.J. Drewery.

Outside of that play, JSU's only other points were the result of a 25-yard field goal.

"At times, I thought the defense played great," said MSU coach Dan Mullen, "There are still some areas we need to improve on, but we were able to shuffle a lot of people in and out."

As for the Bulldogs, who have now won 12-straight non-conference games, they scored on their opening drive when Chad Bumphis hauled in a 9-yard pass from Tyler Russell less than 4 minutes in. From there, the rout ensued.

LaDarius Perkins made sure of that as he accounted for Mississippi State's next two scores on runs of 8 and 1 yards, respectively.

Then it was Russell again, as he found tight end Marcus Green open for a 13-yard scoring strike and a 28-0 advantage.

But the Bulldogs' first-half scoring wouldn't be done until Darius Slay returned an interception 52 yards for a touchdown.

In the final half, Dak Prescott got in on the scoring with a 2-yard plunge to extend the lead to 42-6. A minute later, it was again the defense doing its part, as Matthew Wells returned an interception 22 yards for a touchdown. He also led the Bulldogs with 5 tackles, including one sack.

The final score of the night was an impressive 19-yard scamper by Derrick Milton, the first of his young career. He also led MSU with 65 rushing yards, while Perkins grounded out 50.

In all, the Bulldogs manufactured 377 total yards of offense.. Russell, the junior signal caller from Meridian, was 15-of-23 passing for 175 yards.

STARKVILLE, Miss. - In front of another sellout crowd of 56,111 at Scott Field, the ninth largest in stadium history, Mississippi State erased four years of frustration against the Tigers with a solid 28-10 victory.

For Mullen, it was his first win against Auburn in six tries, dating back to his time as an assistant at Florida.

In a performance that was nothing short of dominating, MSU (2-0), which has now outscored its two opponents 84-19, held the Tigers (0-2) to just 216 yards of total offense while forcing five turnovers. Johnthan Banks accounted for two of the miscues with interceptions to give him 14 for his career, the most among active FBS players.

MSU defenders also recorded eight tackles behind the line of scrimmage, including four by Corey Broomfield. Cameron Lawrence paced the defensive attack with 10 tackles, six solo. He also had one of the Bulldogs' two sacks, while Preston Smith was credited with the other.

And no one felt the brunt of the staunch defensive effort more than Auburn sophomore quarterback Kiehl Frazier, who was 13-of-22 passing for 125 yards and three picks, with Darius Slay accounting for the other interception.

On the ground, Auburn managed just 91 yards after a 180-yard performance last week against Clemson.

Yes, the defense certainly set the tone. But at the same time, the offense was nearly as effective.

Behind the arm of junior signal caller Tyler Russell, the Bulldogs manufactured 388 total yards. Russell, playing with the poise of a veteran student-athlete, completed a career-best 20 of his 29 passes for 222 yards and three touchdowns.

"We need for him to play like that if we want to compete for a championship this season," said Mullen, whose team won an SEC opener for the first time since 1999.

Russell's first scoring strike went to Marcus Green, covering 30 yards to give MSU a 7-3 lead with 6:53 left in the first half. It was a score that remained unchanged until the start of the second half when Auburn's Onterio McCalebb returned the opening kickoff 100 yards to put the Tigers up, 10-7.

But on the Bulldogs' ensuing possession, they methodically marched 75 yards in eight plays and regained the lead for good when Chad Bumphis hauled in a Russell pass from 13 yards out for a 14-10 advantage.

In fact, it was a drive that jumpstarted an offense that rolled up 14 more points, ignited by Green's second touchdown, a 3-yard pass from Russell. The final score resulted in a 21-yard jaunt by LaDarius Perkins, who led all rushers with 83 yards on 14 carries.

JACKSON STATE 9 MISSISSIPPI STATE 56

Score by Quarters

Jackson State	0	6	0	3	-	9
Mississippi State	14	21	14	7	-	56

SCORING SUMMARY

1st Quarter

MS - Bumphis 9 yd pass from Russell (Bell kick), 11:19

MS - Perkins 7 yd run (Bell kick), 4:33

2nd Quarter

MS - Perkins 1 yd run (Bell kick), 13:41

MS - Green 13 yd pass from Russell (Bell kick), 4:44

MS - Slay 52 yd interception return (Grandfield kick), 2:32

JS - Drewery 9 yd pass from McDonald (Deising kick), 0:45

3rd Quarter

MS - Prescott 2 yd run (Grandfield kick), 5:55

MS - Wells 22 yd interception return (Grandfield kick), 4:49

4th Quarter

JS - Deising 25 yd field goal, 9:14

MS - Milton 19 yd run (Grandfield kick), 6:55

Team Stats	JSU	MSU
FIRST DOWNS	16	23
NET YARDS RUSHING	109	202
Rushing Attempts	21	38
Average Per Rush	5.2	5.3
Rushing Touchdowns	0	4
NET YARDS PASSING	156	193
Completions-Attempts-Int	20-38-2	16-28-0
Passing Touchdowns	1	2
TOTAL OFFENSE YARDS	265	395
Total offense plays	59	66
Fumbles: Number-Lost	1-1	3-0
Penalties: Number-Yards	9-75	6-64
PUNTS-YARDS	6-174	1-28
KICKOFFS-YARDS	3-149	9-564
Punt returns: Number-Yards-TD	0-0-0	4-24-0
Kickoff returns: Number-Yds-TD	5-72-0	3-28-0

Interceptions: Number-Yds-TD	0-0-0	2-74-2
Fumble Returns: Number-Yds-TD	0-0-0	0-0-0
Possession Time	26:50	33:10
Third-Down Conversions	2 of 11	8 of 13
Fourth-Down Conversions	1 of 1	2 of 2
Red-Zone Scores-Chances	2-2	6-6
Sacks By: Number-Yards	0-0	2-16
PAT Kicks	0-1	8-8
Field Goals	1-1	0-1

RUSHING: JS-B.J. Lee 8-45; Clayton Moore 4-42; Tommy Gooden 4-18; Dedric McDonald 5-4. MS-Derrick Milton 8-65; LaDarius Perkins 8-58; Josh Robinson 5-35; Nick Griffin 5-12; Tyler Russell 1-11; Jameon Lewis 2-11; Dak Prescott 2-6; Kasey Akins 5-6; Brandon Heavens 1-minus 2.

PASSING: JS-Dedric McDonald 14-27-2-136; Clayton Moore 5-10-0-17; Evan Ingram 1-1-0-3. MS-Tyler Russell 15-24-0-185; Dak Prescott 1-4-0-8.

RECEIVING: JS-Ric Richardson 7-95; Tommy Gooden 5-10; E.J. Drewery 4-35; Tobias Singleton 3-16; B.J. Lee 1-0. MS-Arceto Clark 3-35; Jameon Lewis 3-32; Marcus Green 2-31; Chris Smith 2-28; Brandon Hill 2-27; Joe Morrow 2-24; Chad Bumphis 1-9; Robert Johnson 1-7.

INTERCEPTIONS: JS-NONE. MS-Matthew Wells 1-22; Darius Slay 1-52.

FUMBLES: JS-NONE. MS-Chris Hughes 1-0.

ATTENDANCE: 55,082

AUBURN 10 MISSISSIPPI STATE 28

Score by Quarters

Auburn	0	3	7	0	-	10
Mississippi State	0	7	14	7	-	28

SCORING SUMMARY

2nd Quarter

AU - Parkey 23 yd field goal, 9:40

MS - Green 30 yd pass from Russell (Bell kick), 6:53

3rd Quarter

AU - McCalebb 100 yd kickoff return (Parkey kick), 14:46

MS - Bumphis 13 yd pass from Russell (Bell kick), 11:35

MS - Green 3 yd pass from Russell (Bell kick), 4:38

4th Quarter

MS - Perkins 21 yd run (Bell kick), 12:33

Team Stats	AU	MSU
FIRST DOWNS	15	23
NET YARDS RUSHING	91	166
Rushing Attempts	39	36
Average Per Rush	2.3	4.6
Rushing Touchdowns	0	1
NET YARDS PASSING	125	222
Completions-Attempts-Int	13-22-3	20-29-0
Passing Touchdowns	0	3
TOTAL OFFENSE YARDS	216	388
Total offense plays	61	65
Fumbles: Number-Lost	2-2	1-1
Penalties: Number-Yards	7-57	5-61
PUNTS-YARDS	6-245	5-200
KICKOFFS-YARDS	3-195	5-298
Punt returns: Number-Yards-TD	1-(-1)-0	1-7-0
Kickoff returns: Number-Yds-TD	4-148-1	0-0-0
Interceptions: Number-Yds-TD	0-0-0	3-62-0
Fumble Returns: Number-Yds-TD	0-0-0	0-0-0
Possession Time	29:19	30:41
Third-Down Conversions	2 of 12	1 of 10
Fourth-Down Conversions	1 of 1	1 of 2

Red-Zone Scores-Chances	1-2	2-3
Sacks By: Number-Yards	1-7	2-12
PAT Kicks	1-1	4-4
Field Goals	1-1	0-2

RUSHING: AU-Mike Blakely 11-42; Tre Mason 8-25; Kiehl Frazier 11-22; Onterio McCalebb 8-4; TEAM 1-minus 2. MS-LaDarius Perkins 14-83; Josh Robinson 6-30; Derrick Milton 6-30; Nick Griffin 2-21; Dak Prescott 2-4; Tyler Russell 4-0; Chad Bumphis 1-0; TEAM 1-minus 2.

PASSING: AU-Kiehl Frazier 13-22-3-125. MS-Tyler Russell 20-29-0-222.

RECEIVING: AU-Quan Bray 6-50; Emory Blake 2-31; Philip Lutzenkirchen 2-12; Trovon Reed 1-17; Travante Stallworth 1-8; Onterio McCalebb 1-7. MS-Chris Smith 5-46; Marcus Green 4-54; Chad Bumphis 3-47; LaDarius Perkins 3-17; Jameon Lewis 1-21; Arceto Clark 1-20; Robert Johnson 1-8; Brandon Hill 1-6; Derrick Milton 1-3.

INTERCEPTIONS: AU-NONE. MS-Johnthan Banks 2-31; Darius Slay 1-31.

FUMBLES: AU-Jermaine Whitehead 1-0. MS-Josh Boyd 1-0; Quay Evans 1-0.

ATTENDANCE: 56,111

THE LAST TIME MISSISSIPPI STATE...

RUSHING

Had 400+ yards rushing:vs. Houston, 2010 (409)
Had 300+ yards rushing:vs. Auburn, 2011 (333)
Had 250+ yards rushing:vs. Wake Forest, 2011 (253)
Had 200+ yards rushing:vs. Jackson State, 2012 (202)
Had 70+ rushing attempts:vs. Arkansas, 2010 (70)
Had 60+ rushing attempts:vs. Auburn, 2011 (63)
Had 50+ rushing attempts:vs. Auburn, 2011 (63)
Had seven+ rushing TDs:vs. Middle Tennessee, 2000 (7)
Had six+ rushing TDs:vs. Middle Tennessee, 2000 (7)
Had five+ rushing TDs:vs. Memphis, 2011 (5)
Had four+ rushing TDs:vs. Jackson State, 2012 (4)
Had three+ rushing TDs:vs. Jackson State, 2012 (4)
Had two+ players with 100 yards rushing:vs. Auburn, 2011 (Vick Ballard 135, Chris Relf 106)
Had three+ players with 100 yards rushing:	. vs. NE Louisiana, 1996 (Tony Buckhalter 119, Nakia Greer 110, Robert Isaac 103)

PASSING

Had 450+ yards passing:vs. Tulane, 1994 (466)
Had 400+ yards passing:vs. Arkansas, 2007 (421)
Had 300+ yards passing:vs. Memphis, 2011 (336)
Had 200+ yards passing:vs. Auburn, 2012 (222)
Had 40+ pass attempts:vs. LSU, 2009 (40)
Had 30+ pass attempts:vs. Arkansas, 2011 (31)
Had 25+ pass completions:vs. Kentucky, 2008 (26)
Had 20+ pass completions:vs. Auburn, 2012 (20)
Had five+ passing TDs:vs. Memphis, 2010 (5)
Had four+ passing TDs:vs. Memphis, 2010 (5)
Had three+ passing TDs:vs. Auburn, 2012 (3)
Had four+ passes intercepted:vs. LSU, 2010 (5)
Had three+ passes intercepted:vs. LSU, 2010 (5)

RECEIVING

Had two players with 100 yards receiving:vs. Memphis, 2010 (Brandon Heavens 112 & Chad Bumphis 100)
Had 10+ different receivers catch a pass:vs. Auburn, 2011 (10)
Had eight+ different receivers catch a passvs. Auburn, 2012 (9)

COMBINATION OFFENSE

Had one 300-yard passer and one 100-yard rusher in a game:vs. Brigham Young, 2001(Kevin Fant 346 pass & Diczenco Miller 119 rush)
Had one 100-yard receiver and one 100-yard rusher in a game:vs. Memphis, 2011(Jameon Lewis 113 receiving & Vick Ballard 166 rush)

TOTAL OFFENSE

Had 550+ yards total offense:vs. UT Martin, 2011 (570)
Had 500+ yards total offense:vs. UT Martin, 2011 (570)
Had 400+ yards total offense:vs. UT Martin, 2011 (570)
Had 85+ plays total offense:vs. Auburn, 2011 (96)
Had 80+ plays total offense:vs. Auburn, 2011 (96)
Had 75+ plays total offense:vs. Auburn, 2011 (96)

SCORING

Scored 60+ points:vs. Middle Tennessee, 2000 (61)
Scored 50+ points:vs. Jackson State, 2012 (56)
Scored 40+ points:vs. Jackson State, 2012 (56)
Scored 30+ points:vs. Jackson State, 2012 (56)
Allowed 60+ points:vs. South Carolina, 1995 (65)
Allowed 50+ points:vs. LSU, 2004 (51)
Allowed 40+ points:vs. Arkansas, 2011 (44)
Allowed 30+ points:vs. Arkansas, 2011 (44)
Was held scoreless:vs. Ole Miss, 2008 (0-45)
Was held scoreless at Scott Field:vs. LSU, 2007 (0-45)
Was held scoreless on the road:at Ole Miss, 2008 (0-45)
Was held scoreless at a non-campus site:vs. Florida, 1989 (21-0 in Tampa, Fla.)
Held opponent scoreless:vs. South Carolina, 1999 (17-0)
Held opponent scoreless at Scott Field:vs. South Carolina, 1999 (17-0)
Held opponent scoreless on the road:vs. South Carolina, 1998 (38-0)
Held opponent scoreless at neutral site:vs. Kansas, 1981 Hall of Fame Bowl (10-0)
Held opponent without a touchdown:vs. Ole Miss, 2011 (31-3)
Held opponent without an offensive touchdown:vs. Auburn, 2012 (28-10)
Held two opponents scoreless in one season:1998
Held three opponents scoreless in one season:1963
Held an SEC opponent scoreless:vs. South Carolina, 1999 (17-0)
Held two SEC opponents scoreless in one season:1998
Scored a two-point conversion passing:vs. Tennessee, 2003 (Brent Smith to Nick Signaigo)
Scored a two-point conversion rushing:vs. Tulane, 2006 (Omarr Conner rush)
Attempted a 2-point conversion:vs. UT Martin, 2011 (rush failed)

TURNOVERS

Committed eight+ turnovers:vs. Arkansas, 2003 (8)
Committed seven+ turnovers:vs. LSU, 2007 (7)
Had five+ fumbles:vs. Georgia Tech, 2009 (5)
Lost four+ fumbles:vs. Georgia Tech, 2009 (4)
Lost three+ fumbles:vs. Arkansas, 2010 (3)
Did not commit a turnover:vs. Jackson State, 2012
Did not cause a turnover:vs. Wake Forest, 2011
Recorded six+ takeaways:vs. Kentucky, 2007 (6)
Recorded five+ takeaways:vs. Auburn, 2012 (5)
Returned three+ interceptions for TDs:vs. Arkansas State, 1994(Walt Harris - 41; Jimmy Lipscomb - 28; Dwayne Curry - 29)
Returned two+ interceptions for TDs:vs. Jackson State, 2012 (Darius Slay - 52, Matthew Wells - 22)
Returned one interception for a TD:vs. Jackson State, 2012 (Darius Slay - 52, Matthew Wells - 22)
Returned a fumble for a TD:vs. Tulane, 2006 (Marcus Washington - 9)
Two players had 2+ interceptionsvs. Middle Tennessee, 2009 (Corey Broomfield - 2; Johnthan Banks - 2)

DEFENSE

Held opponent to 10 or fewer first downs:vs. Ole Miss, 2011 (10)
Held opponent to 0 or fewer yards rushing:vs. Florida, 2000 (-78 yds, 22 att.)
Held opponent to 25 or fewer yards rushing:vs. Kentucky, 2001 (2 yds, 17 att.)
Held opponent to 50 or fewer yards rushing:vs. Houston, 2010 (47 yds , 16 att.)
Held opponent to 50 or fewer yards passing:vs. ETSU, 1998 (27)
Held opponent to 100 or fewer yards rushing:vs. Auburn, 2012 (91 yds, 39 att.)
Held opponent to 100 or fewer yards passing:vs. LSU, 2010 (97)
Held opponent to 200 or fewer yards total offense:vs. Vanderbilt, 2009 (157)
Held opponent to 250 or fewer yards total offense:vs. Auburn, 2012 (216)
Held opponent to 300 or fewer yards total offense:vs. Auburn, 2012 (216)
Intercepted five+ passes:vs. Memphis, 2002 (5)
Intercepted four+ passes:vs. Middle Tennessee, 2009 (4)
Intercepted three+ passes:vs. Auburn, 2012 (3)
Scored a safety:vs. South Carolina, 2011 (Team)
Scored two+ safeties:vs. Florida, 2000 (2)
Recorded nine+ sacks:vs. Ole Miss, 1996 (9.0)
Recorded eight+ sacks:vs. Oklahoma State, 1999 (8.0)
Recorded six+ sacks:vs. Wake Forest, 2011 (6.0)
Recorded five+ sacks:vs. Wake Forest, 2011 (6.0)
Recorded four+ sacks:vs. Wake Forest, 2011 (6.0)
Did not record a sack:vs. Alabama, 2011
Had four players record 10+ tackles:vs. Alabama, 2011 (C. Mitchell, C. Broomfield, C. Lawrence, J. Boyd)
Had three players record 10+ tackles:vs. Alabama, 2011 (C. Mitchell, C. Broomfield, C. Lawrence, J. Boyd)
Had two players record 10+ tackles:vs. Alabama, 2011 (C. Mitchell, C. Broomfield, C. Lawrence, J. Boyd)

SPECIAL TEAMS

Returned a punt for a TD:vs. UT Martin, 2011 (Johnthan Banks - 65)
Returned a blocked punt for a TD:vs. Auburn, 2009 (Robert Elliott - 10)
Returned a kickoff for a TD:vs. Alcorn State, 2010 (Leon Berry- 97)
Blocked one punt:vs. Jackson State, 2012 (Darius Slay)
Blocked two punts:vs. LSU, 1999 (Robert Bean, Eugene Clinton, Rob Knight)
Blocked three punts:vs. LSU, 1999 (Robert Bean, Eugene Clinton, Rob Knight)
Punted 10+ times:vs. Ole Miss, 2008 (10)
Did not punt:vs. Georgia Tech, 2009
Blocked a field goal:vs. Wake Forest, 2011
Had a punt blocked:vs. Alabama, 2008 (Kareem Jackson)
Had a field goal blocked:vs. Auburn, 2012 (Devon Bell 43 yard attempt)
Blocked a PAT kick:vs. Ole Miss, 2010 (Fletcher Cox)
Scored on a blocked PAT kick:vs. Texas A&M, 2000 (Julius Griffith)
Missed a kicking PAT:vs. Wake Forest, 2011
Had a kicking PAT blocked:vs. Kentucky, 2008
Recovered an onside kick:Auburn, 2010

MISCELLANEOUS

Had 30+ first downs:vs. Auburn, 2011 (31)
Had 20+ first downs:vs. Auburn, 2012 (23)
Had 20+ penalties:vs. Clemson, 1999 (21)
Had 10+ penalties:vs. Auburn, 2011 (10)
Had 100+ yards in penalties:vs. Gardner-Webb, 2007 (102)
Had 35 minutes+ of possession time:vs. Auburn, 2011 (36:07)
Was involved in a tie game:vs. Arkansas, 1993 (13-13)
Was involved in an overtime game:vs. La. Tech, 2011 (W, 26-20)

THE LAST TIME A MISSISSIPPI STATE PLAYER...

RUSHING

Rushed 40+ times:	Michael Davis vs. Ole Miss, 1993 (40)
Rushed 35+ times:	James Johnson vs. Alabama, 1998 (36)
Rushed 30+ times:	Vick Ballard vs. Arkansas, 2010 (33)
Rushed 25+ times:	Chris Relf vs. Auburn, 2011 (27)
Rushed for 250+ yards:	Anthony Dixon vs. Kentucky, 2009 (252)
Rushed for 200+ yards:	Anthony Dixon vs. Kentucky, 2009 (252)
Rushed for 175+ yards:	Vick Ballard vs. Wake Forest, 2011 (180)
Rushed for 150+ yards:	Vick Ballard vs. Wake Forest, 2011 (180)
Rushed for 125+ yards:	Vick Ballard vs. Wake Forest, 2011 (180)
Rushed for 100+ yards:	Vick Ballard vs. Wake Forest, 2011 (180)
Rushed for 100+ yards (quarterback):	Chris Relf vs. Auburn, 2011 (106)
Rushed for four+ touchdowns:	James Johnson vs. Central Florida, 1997 (4)
Rushed for three+ touchdowns:	Vick Ballard vs. Memphis, 2011 (3)
Rushed for two+ touchdowns:	LaDarius Perkins vs. Jackson State, 2012 (2)
Had a run of 80+ yards:	James Johnson vs. Alabama, 1997 (83)
Had a run of 70+ yards:	Vick Ballard vs. Wake Forest, 2011 (72)
Had a run of 60+ yards:	Vick Ballard vs. Memphis, 2011 (66)
Had a run of 50+ yards:	Vick Ballard vs. UT Martin, 2011 (54)

PASSING

Passed for 450+ yards:	Derrick Taite vs. Tulane, 1994 (466)
Passed for 400+ yards:	Wesley Carroll vs. Arkansas, 2007 (421)
Passed for 300+ yards:	Wesley Carroll vs. Arkansas, 2007 (421)
Passed for 200+ yards:	Tyler Russell vs. Auburn, 2012 (222)
Attempted 45+ passes:	Wesley Carroll vs. Arkansas, 2007 (51)
Attempted 35+ passes:	Tyson Lee vs. LSU, 2009 (38)
Completed 20+ passes:	Tyler Russell vs. Auburn, 2012 (20)
Threw four+ touchdown passes:	Tyler Russell vs. Memphis, 2010 (4)
Threw three+ touchdown passes:	Tyler Russell vs. Auburn, 2012 (3)
Threw five+ interceptions:	Michael Henig vs. LSU, 2007 (6)
Threw four+ interceptions:	Wesley Carroll vs. Arkansas, 2007 (4)
Threw three+ interceptions:	Tyler Russell vs. LSU, 2010 (3)
Completed pass for 90+ yards:	Kevin Fant to Terrell Grindle vs. Kentucky, 2002 (91)
Completed pass for 80+ yards:	Tyler Russell to Jameon Lewis vs. Memphis, 2011 (80)
Completed pass for 70+ yards:	Tyler Russell to Chad Bumphis vs. UT Martin, 2011 (78)
Completed pass for 60+ yards:	Tyler Russell to Chad Bumphis vs. UT Martin, 2011 (78)
Completed pass for 50+ yards:	Tyler Russell to Chad Bumphis vs. UT Martin, 2011 (78)

RECEIVING

Caught 15+ passes:	Eric Moulds vs. Tennessee, 1995 (15)
Caught 10+ passes:	Brandon McRae vs. Georgia Tech, 2008 (10)
Caught seven+ passes:	Chad Bumphis vs. Houston, 2010 (7)
Had 200+ yards receiving:	Jamayel Smith vs. Arkansas, 2007 (208)
Had 175+ yards receiving:	Jamayel Smith vs. Arkansas, 2007 (208)
Had 150+ yards receiving:	Jamayel Smith vs. Arkansas, 2007 (208)
Had 100+ yards receiving:	Jameon Lewis vs. Memphis, 2011 (113)
Caught three+ TD passes:	Sammy Milner vs. Florida, 1969 (3)
Caught two+ TD passes:	Marcus Green vs. Auburn, 2012 (2)

TOTAL OFFENSE

Had 450+ yards total offense:	Derrick Taite vs. Tulane, 1994 (468)
Had 400+ yards total offense:	Wesley Carroll vs. Arkansas, 2007 (441)
Had 350 yards+ total offense:	Chris Relf vs. Ole Miss, 2010 (354)
Had 300 yards+ total offense:	Chris Relf vs. Auburn, 2011 (304)
Had 100 yards both passing and rushing:	Chris Relf vs. Auburn, 2011 (195 pass, 106 rush)

SCORING

Accounted for four+ touchdowns:	Chris Relf vs. Michigan, 2011 (3 pass, 1 rush)
Accounted for three+ touchdowns:	Tyler Russell vs. Auburn, 2012 (3 pass)
Scored four+ touchdowns:	Jerious Norwood vs. Ole Miss, 2005 (3 rush, 1 rec.)
Scored three+ touchdowns:	Vick Ballard vs. Memphis, 2011 (3 rush)
Scored two+ touchdowns:	Marcus Green (2 rec.) vs. Auburn, 2012
Scored two+ non-offensive TDs:	Johnthan Banks (2 IR) vs. Florida, 2009

DEFENSE

Intercepted three+ passes:	Jeramie Johnson vs. Ole Miss, 2005 (3)
Intercepted two+ passes:	Johnthan Banks vs. Auburn, 2012 (2)
Recovered three+ fumbles:	Chris Correro vs. Memphis State, 1987 (3)
Recovered two+ fumbles:	Kamau Jackson vs. Tennessee, 2002 (2)
Forced two+ fumbles:	Demario Bobo vs. Gardner-Webb, 2007 (2)
Recorded five+ sacks:	Greg Favors vs. Ole Miss, 1996 (5.5)
Recorded three+ sacks:	Willie Evans vs. Tulane, 2005 (3.0)
Recorded two+ sacks:	Fletcher Cox vs. Kentucky, 2011 (2.0)
Recorded five+ tackles for loss:	Deljuan Robinson vs. Auburn, 2006 (5.0)
Recorded 20+ tackles:	Mario Haggan vs. Arkansas, 2000 (20)
Recorded 10+ tackles:	Cameron Lawrence vs. Auburn, 2012 (10)
Recorded 10+ tackles in back-to-back games:	Cameron Lawrence vs. AL (13), AR (10), UM (14), 2011
Returned an interception for a touchdown:	Darius Slay (52), Matthew Wells (22) vs. Jackson State, 2012

SPECIAL TEAMS

Scored 10+ points kicking:	Derek DePasquale vs. Auburn, 2011 (10)
Kicked five+ field goals:	Derek DePasquale vs. UAB, 2010 (5)
Kicked four+ field goals:	Derek DePasquale vs. UAB, 2010 (5)
Kicked two field goals of 50+ yards:	Brian Hazelwood vs. Memphis, 1997 (51, 53)
Kicked one field goal of 50+ yards:	Brent Smith vs. Tennessee, 2002 (53)
Kicked a punt of 70+ yards:	Blake McAdams vs. Kentucky, 2008 (72)
Kicked a punt of 60+ yards:	Heath Hutchins vs. Kentucky, 2010 (63)
Punted 10+ times:	Blake McAdams vs. Ole Miss, 2008 (12)
Totalled 175+ kick return yards:	Leon Berry vs. Florida, 2009 (184, 7 ret.)
Totalled 150+ kick return yards:	Leon Berry vs. Alcorn State, 2010 (153, 4 ret.)
Totalled 100+ kick return yards:	LaDarius Perkins vs. Alabama, 2011 (125, 4 ret.)
Totalled 50+ punt return yards:	Johnthan Banks vs. UT Martin, 2011 (64, 3 ret.)

THE LAST TIME AN OPPONENT...

RUSHING

Had 400+ yards rushing:	Georgia Tech, 2008 (438)
Had 300+ yards rushing:	Auburn, 2009 (390)
Had 200+ yards rushing:	Alabama, 2011 (223)
Had 70+ rushing attempts:	Oklahoma State, 1998 (71)
Had 60+ rushing attempts:	Ole Miss, 2004 (62)
Had 50+ rushing attempts:	Georgia Tech, 2009 (54)
Had six+ rushing TDs:	Auburn, 2003 (6)
Had four+ rushing TDs:	Georgia Tech, 2009 (4)
Had two players with 100 yds rushing:	Auburn, 2009 (B. Tate 147 & O. McCalebb 114)

PASSING

Had 400+ yards passing:	Houston, 2009 (434)
Had 300+ yards passing:	Arkansas, 2011 (373)
Had 200+ yards passing:	Wake Forest, 2011 (224)
Had 60+ pass attempts:	Memphis, 2003 (61)
Had 50+ pass attempts:	Houston, 2010 (59)
Had 40+ pass attempts:	Wake Forest, 2011 (48)
Had 30+ pass attempts:	Jackson State, 2012 (38)
Had 40+ pass completions:	Kentucky, 1997 (40)
Had 30+ pass completions:	Arkansas, 2011 (33)
Had 25+ pass completions:	Wake Forest, 2011 (26)
Had 20+ pass completions:	Jackson State, 2012 (20)
Had five+ passing TDs:	Arkansas, 2009 (5)
Had four+ passing TDs:	Arkansas, 2009 (5)
Had three+ passing TDs:	Arkansas, 2011 (3)

RECEIVING

Had two players with 100 yards receiving in a game:	Tulane, 2003 (R. Williams 114 & C. Bush 107)
Had four+ players catch five+ passes:	Houston, 2009 (4)
Had three+ players catch five+ passes:	Houston, 2009 (4)
Had 12+ players catch a pass	Georgia, 2005 (12)
Had eight+ different receivers catch a pass.	Arkansas, 2011 (8)

TOTAL OFFENSE

Had 650+ yards total offense:	South Carolina, 1995 (652)
Had 600+ yards total offense:	Florida, 2001 (640)
Had 550+ yards total offense:	Houston, 2009 (553)
Had 500+ yards total offense:	Arkansas, 2011 (539)
Had 400+ yards total offense:	Arkansas, 2011 (539)
Had 80+ plays total offense:	Wake Forest, 2011 (86)
Had 75+ plays total offense:	Wake Forest, 2011 (86)

THE LAST TIME AN OPPONENT...

SCORING

Scored 60+ points:	South Carolina, 1995 (65)
Scored 50+ points:	LSU, 2004 (51)
Scored 40+ points:	Arkansas, 2011 (44)
Scored 30+ points:	Arkansas, 2011 (44)
Scored a two-point conversion rushing:	Auburn, 2004
Scored a two-point conversion passing:	Troy State, 2002
Failed on a two-point conversion attempt:	Georgia, 2010

TURNOVERS

Had five+ fumbles:	Ole Miss, 2011 (6)
Had four+ fumbles lost:	LSU, 2004 (4)
Committed five+ turnovers:	Auburn, 2012 (5)
Did not commit a turnover:	Kentucky, 2011
Intercepted five+ MSU passes:	LSU, 2010 (5)
Intercepted four+ MSU passes:	LSU, 2010 (5)
Intercepted three+ MSU passes:	LSU, 2010 (5)
Returned an interception for a TD:	Auburn, 2011 (Demetruce McNeal - 43)
Returned a fumble for a TD:	Georgia Tech, 2009 (Jerrard Tarrant- 40)

DEFENSE

Held MSU to 10 or fewer first downs:	Alabama, 2011 (9)
Recorded 10+ sacks:	Ole Miss, 2008 (11)
Recorded seven+ sacks:	Ole Miss, 2008 (11)
Scored a safety:	Alabama, 2008
Scored two safeties:	Florida, 2005 Held MSU to 25 or fewer yards rushing: Alabama, 2011 (12)
Held MSU to 100 or fewer yards passing:	Ole Miss, 2011 (70)
Held MSU to 50 or fewer yards passing:	Florida, 2010 (33)
Held MSU to 300 or less yards total offense:	Arkansas, 2011 (211)
Held MSU to 200 or less yards total offense:	Alabama, 2011 (131)
Held MSU to 100 or fewer yards both rushing & passing:	Ole Miss, 2008 (-51 rush, 88 pass)

SPECIAL TEAMS

Returned a punt for a TD:	LSU, 2009 (Chad Jones - 93)
Returned a blocked punt for a TD:	Florida, 2005 (Terrence Holmes)
Returned a kickoff for a TD:	Arkansas, 2006 (Darren McFadden - 92)
Punted 10+ times:	Vanderbilt, 2009 (11)
Did not punt:	Ole Miss, 2010
Missed a kicking PAT:	Jackson State, 2012
Missed two kicking PATs:	Tulane, 2006
Blocked a field goal:	Auburn, 2012
Blocked a punt:	Florida, 2009

MISCELLANEOUS

Had 30+ first downs:	Houston, 2009 (31)
Had 10+ penalties:	UT Martin, 2011 (10)
Had 100+ yards in penalties:	West Virginia, 2006 (132)
Had 35 minutes+ of possession time:	Wake Forest, 2011 (35:50)
Had two 100-yard rushers and one 100-yard receiver:	Auburn, 2009
	(B. Tate 157 rush, O. McCalebb 114 rush, D. Adams 116 rec.)
Had one 100-yard rusher and one 100-yard receiver:	Auburn, 2011 (M.Dyer 150 rush, E. Blake 108 rec.)

THE LAST TIME AN OPPOSING PLAYER...

INDIVIDUAL RUSHING

Rushed 40+ times:	Deuce McAllister (Ole Miss), 1998 (40)
Rushed 35+ times:	Kevin Smith (UCF), 2007 (35)
Rushed for 200+ yards:	Kenneth Darby (Alabama), 2004 (200)
Rushed for 175+ yards:	Knile Davis (Arkansas), 2010 (187)
Rushed for 150+ yards:	Michael Dyer (Auburn), 2011 (150)
Rushed for 125+ yards:	Trent Richardson (Alabama), 2011 (127)
Rushed for 100+ yards:	Trent Richardson (Alabama), 2011 (127)
Rushed for five+ touchdowns:	Carnell Williams (Auburn), 2003 (6)
Rushed for four+ touchdowns:	Carnell Williams (Auburn), 2003 (6)
Had a run of 80+ yards:	Jonathan Dwyer (Georgia Tech), 2008 (88)
Had a run of 70+ yards:	Brandon Bridge (Alcorn State), 2010 (78)
Had a run of 60+ yards:	Knile Davis (Arkansas), 2010 (62)
Had a run of 50+ yards:	Michael Dyer (Auburn), 2011 (52)

INDIVIDUAL PASSING

Passed for 450+ yards:	Steve Taneyhill (South Carolina), 1995 (473)
Passed for 400+ yards:	Case Keenum (Houston), 2009 (434)
Passed for 300+ yards:	Tyler Wilson (Arkansas), 2011 (365)
Attempted 60+ passes:	Danny Wimprine (Memphis), 2003 (60)
Attempted 50+ passes:	David Piland (Houston), 2010 (57)
Completed 30+ passes:	Tyler Wilson (Arkansas), 2011 (32)
Completed 20+ passes:	Tanner Price (Wake Forest), 2011 (24)
Threw five+ touchdown passes:	Ryan Mallett (Arkansas), 2009 (5)
Threw four+ touchdown passes:	Ryan Mallett (Arkansas), 2009 (5)
Completed a pass for 80+ yards:	Ryan Mallett to Jarius Wright (Arkansas), 2010 (89)
Completed a pass for 70+ yards:	Ryan Mallett to Jarius Wright (Arkansas), 2010 (89)

INDIVIDUAL RECEIVING

Caught 10+ passes:	Michael Campanaro (Wake Forest), 2011 (10)
Caught seven+ passes:	Ric Richardson (Jackson State), 2012 (7)
Had 150+ yards receiving:	Randall Cobb (Kentucky), 2010 (171)
Had 100+ yards receiving:	Michael Campanaro (Wake Forest), 2011 (128)
Caught three+ TD passes:	Chris Hannon (Tennessee), 2003 (3)
Caught two+ TD passes:	Cobi Hamilton (Houston), 2009 (2)

INDIVIDUAL TOTAL OFFENSE

Had 500+ yards total offense:	Steve Taneyhill (South Carolina), 1995 (512)
Had 400+ yards total offense:	Case Keenum (Houston), 2009 (447)
Had 100 yards both passing and rushing:	Terrence Jones (Tulane, 1986), (221 pass/119 rush)

INDIVIDUAL SCORING

Accounted for six+ touchdowns:	Carnell Williams (Auburn), 2003 (6 rush)
Accounted for five+ touchdowns:	Ryan Mallett (Arkansas), 2009 (5 pass)
Accounted for four+ touchdowns:	Ryan Mallett (Arkansas), 2009 (5 pass)
Scored four+ touchdowns:	Carnell Williams (Auburn), 2003 (6 rush)
Scored three+ touchdowns:	Kodi Burns (Auburn), 2009 (3 rush)

INDIVIDUAL DEFENSE

Intercepted three+ passes:	Craig Steltz (LSU), 2007 (3)
Intercepted two+ passes:	Robert Lester (Alabama), 2010 (2)
Recorded three+ sacks:	Jake Bequette (Arkansas), 2009 (3, 22)
Recorded two+ sacks:	Jake Bequette (Arkansas), 2011 (2, 24)

SPECIAL TEAMS

Scored 10+ points kicking:	Zack Hocker (Arkansas), 2011 (14)
Kicked five+ field goals:	Josh Jasper (LSU), 2010 (5)
Kicked four field goals:	Josh Jasper (LSU), 2010 (5)

CAREER RECORD BOOK

COMPLETION PERCENTAGE (150 ATT.)

Player	Seasons	Cmp.	Att.	Pct.
1. Tyson Lee	2008-09	283	481	.588
2. Chris Relf	2008-11	267	460	.580
3. Tyler Russell	2010-Pres.	143	249	.574
4. Dave Marler	1977-78	163	287	.568
5. Sleepy Robinson	1989-92	108	194	.557
6. Charlie Furlow	1960-62	161	290	.555
7. Kevin Fant	2000-03	461	866	.532
8. Omarr Conner	2003-06	269	507	.531
9. Tommy Pharr	1967-69	339	648	.523
10. Wayne Madkin	1998-01	462	887	.521

YARDS-PER-ATTEMPT (MIN. 150 ATT.)

Player	Seasons	Att.	Yds.	Y/Att.
1. Jackie Parker	1952-53	166	1414	8.518
2. Dave Marler	1977-78	287	2422	8.439
3. Tyler Russell	2010-Pres.	249	2076	8.337
4. Sleepy Robinson	1989-92	194	1511	7.789
5. Chris Relf	2008-11	460	3297	7.167
6. Wayne Madkin	1998-01	462	6336	7.143
7. Greg Plump	1991-93	157	1120	7.134
8. Derrick Taite	1993-96	734	5232	7.128
9. Don Smith	1983-86	738	5229	7.085
10. Rocky Felker	1972-74	424	2961	6.983

PASSING EFFICIENCY (MIN. 150 ATT.)

Player	Seasons	Yds.	TD	Int.	Eff.
1. Tyler Russell	2010-Pres.	2076	18	10	143.29
2. Jackie Parker	1952-53	1414	15	5	135.11
3. Sleepy Robinson	1989-92	1511	14	11	133.57
4. Chris Relf	2008-11	3297	28	18	130.57
5. Dave Marler	1977-78	2422	11	17	128.48
6. Derrick Taite	1993-96	5232	38	25	119.47
7. Wayne Madkin	1998-01	6336	34	35	116.85
8. Ashby Cook	1963-65	1476	10	8	113.33
9. Rocky Felker	1972-74	2961	23	27	112.65
10. Kevin Fant	2000-03	5631	33	43	110.50

TOUCHDOWN PASSES

Player	Seasons	Yds.	Int.	No.
1. Derrick Taite	1993-96	5232	25	38
2. Wayne Madkin	1998-01	6336	35	34
3. Kevin Fant	2000-03	5631	43	33
4. Don Smith	1983-86	5229	35	31
5. Chris Relf	2008-11	3297	18	28
6. Tony Shell	1988-90	4292	29	25
7. Tommy Pharr	1967-69	3720	36	24
8. Rocky Felker	1972-74	2961	27	23
9. Tyler Russell	2010-Pres.	2076	10	18
John Bond	1980-83	4621	37	18

PASS RECEPTIONS

Player	Seasons	Yds.	Avg.	Rec.
1. David Smith	1968-70	2168	13.4	162
2. Sammy Milner	1968-70	1806	12.4	146
3. Justin Jenkins	2000-03	1974	14.2	139
4. Terrell Grindle	1999-02	1724	14.5	119
5. Eric Moulds	1993-95	2022	17.1	118
6. Mardye McDole	1977-80	2214	19.1	116
7. Chad Bumphis	2009-Pres.	1404	13.4	105
8. Bill Buckley	1971-73	1632	16.0	102
9. Fred Hadley	1984,'86-88	1520	17.7	86
10. Justin Griffith	1998-02	937	11.0	85

RECEIVING YARDAGE

Player	Seasons	Rec.	Yds.
1. Mardye McDole	1977-80	116	2214
2. David Smith	1968-70	162	2168
3. Eric Moulds	1993-95	118	2022
4. Justin Jenkins	2000-03	139	1974
5. Sammy Milner	1968-70	146	1806
6. Danny Knight	1980-83	81	1773
7. Terrell Grindle	1999-02	119	1724
8. Bill Buckley	1971-73	102	1632
9. Fred Hadley	1984,'86-88	86	1520
10. Chad Bumphis	2009-Pres.	105	1404

TOUCHDOWN RECEPTIONS

Player	Seasons	Rec.	TD
1. Eric Moulds	1993-95	118	17
Justin Jenkins	2000-03	139	17
3. Chad Bumphis	2009-Pres.	105	14
Bill Buckley	1971-73	102	14
5. Mardye McDole	1977-80	116	13
Jerry Bouldin	1987-90	78	13
7. David Smith	1968-70	162	12
8. Sammy Milner	1968-70	146	11
9. Harper Davis	1945-48	46	10
Danny Knight	1980-83	81	10

KICKOFF RETURN AVG. (MIN. 30 RET.)

Player	Seasons	Ret.	Yds.	Avg.
1. Leon Berry	2009-10	52	1015	26.7
2. Dan Bland	1963-65	42	1118	26.6
3. Michael Robinson	1986-89	35	850	24.3
4. Tony James	1989-92	78	1862	23.9
5. Billy Stacy	1956-58	35	832	23.8
LaDarius Perkins	2010-Pres.	30	644	21.5

PUNT RETURN AVERAGE (MIN. 25 RET.)

Player	Seasons	Ret.	Yds.	Avg.
1. Frank Dowsing	1970-72	26	395	15.2
2. Tom McWilliams	1944,'46-48	55	795	14.5
3. Marcus Rhoden	1964-66	42	585	13.9
4. Kevin Prentiss	1997-98	31	383	12.4
5. Chad Bumphis	2009-Pres.	30	313	10.4

CAREER ALL-PURPOSE LEADERS

Player	Seasons	Rush	Rec.	KR	PR	Yds.
1. Anthony Dixon	2006-09	3994	449	0	0	4443
2. Walter Packer	1973-76	2820	171	1166	12	4169
3. Tony James	1989-92	218	561	1862	1332	3973
4. Jerious Norwood	2002-05	3212	186	309	43	3750
5. David Smith	1968-70	80	2168	1131	193	3572
6. Mardye McDole	1977-80	430	2214	427	282	3353
7. Dicenzo Miller	1998-01	2209	732	186	147	3274
8. Kenny Roberts	1989-92	2070	533	344	0	2947
9. Robert Isaac	1994-97	1198	255	1093	387	2933
10. Michael Haddix	1979-82	2558	353	0	0	2911
Chad Bumphis	2009-Pres.	232	1404	313	526	2475
LaDarius Perkins	2010-Pres.	1129	323	644	16	2112

INTERCEPTIONS

Player	Seasons	Yds.	Avg.	Int.
1. Walt Harris	1992-95	162	10.1	16
2. Johnthan Banks	2009-Pres.	194	16.2	14
3. Derek Pegues	2005-08	241	20.1	12
Izell McGill	1994-97	165	13.8	12
5. Henry Davison	1974-77	123	11.2	11
Kenny Johnson	1976-79	146	13.3	11
7. Frank Dowsing	1970-72	52	5.2	10
Steve Freeman	1972-74	75	7.5	10
Kelvin Knight	1990-93	157	15.7	10
Fred Smoot	1999-00	44	4.4	10
11. Corey Broomfield	2009-Pres.	158	17.6	9
Bill Kiser	1965-67	76	8.4	9
Emile Petro	1970-72	63	7.0	9
Ken Phares	1970-72	133	14.8	9

SACKS

Player	Seasons	Sacks	Yds.
1. Billy Jackson	1980-83	49.0	NA
2. Tyrone Keys	1977-80	26.0	NA
3. Willie Evans	2002-05	24.5	145
4. Johnnie Cooks	1977-81	24.0	NA
5. Mike McNary	1979-82	22.0	NA
6. Greg Favors	1994-97	19.5	179
7. Titus Brown	2004-07	18.5	114
8. Robert Young	1987-90	16.0	119
9. Keith Joseph	1989-92	14.0	78
10. Larry Williams	1994-95	12.5	84
Josh Boyd	2009-Pres.	8.0	40

PUNTING AVERAGE (MIN. 75 ATT.)

Player	Seasons	No.	Yds.	Avg.
1. Jeff Walker	1996-99	141	6126	43.44
2. Todd Jordan	1989-93	112	4793	42.80
3. Jared Cook	2001-04	198	8313	41.98
4. Andy Russ	1993-96	159	6672	41.96
5. Baker Swendenburg	2011-Pres.	77	3,198	41.50
6. Mike Patrick	1972-74	171	6999	40.93
7. Dana Moore	1979-82	217	8860	40.83
8. Heath Hutchins	2009-10	109	4436	40.70
9. Mike Riley	1987-91	213	8572	40.24
10. Jim Nabers	1977-78	92	3680	40.00

2012 MISSISSIPPI STATE GAME-BY-GAME STARTERS

OFFENSE

	WR	LT	LG	C	RG	RT	TE/FB	QB	RB	WR	WR
JACKSON STATE	Clark	Clausell	Jackson	Day	Smith	Siddoway	Hemphill (FB)	Russell	Perkins	Bumphis	Smith
AUBURN	Clark	Clausell	Jackson	Day	Smith	Siddoway	Green (TE)	Russell	Perkins	Bumphis	Smith
at Troy											
SOUTH ALABAMA											
at Kentucky											
TENNESSEE											
MIDDLE TENNESSEE STATE											
at Alabama											
TEXAS A&M											
at LSU											
ARKANSAS											
at Ole Miss											

DEFENSE

	DE	DT	DT	DE	LB	LB	LB	LC	SS	FS	RC
JACKSON STATE	McCardell	Boyd	Eulls	Autry	Skinner	Lawrence	Wells	Banks	Broomfield	Whitley	Slay
AUBURN	McCardell	Boyd	Eulls	Autry	Skinner	Lawrence	Wells	Banks	Broomfield	Whitley	Slay
at Troy											
SOUTH ALABAMA											
at Kentucky											
TENNESSEE											
MIDDLE TENNESSEE STATE											
at Alabama											
TEXAS A&M											
at LSU											
ARKANSAS											
at Ole Miss											

2012 MISSISSIPPI STATE CAREER STARTS BY POSITION

OFFENSE

LT

Clausell - 6 (2)

LG

G. Jackson - 28 (2)

C

Day - 11 (2)

RG

T. Smith - 6 (2)

RT

C. Siddoway - 2 (2)

TE

Green - 18 (1)

M. Johnson - 1 (0)

WR

Bumphis - 30 (2)

Clark - 27 (2)

C. Smith - 23 (2)

Heavens - 4 (0)

R. Sanders - 2 (0)

R. Johnson - 1 (0)

S. Williams - 1 (0)

RB

Perkins - 2 (2)

FB

Hemphill - 8 (1)

QB

Russell- 6 (2)

DEFENSE

DE

Eulls - 13 (0)

Autry - 2 (2)

McCardell - 2 (2)

DT

Boyd - 30 (2)

D. Jones - 2 (0)

Eulls - 2 (2)

P. Jones - 1 (0)

LB

C. Lawrence - 15 (2)

Skinner - 13 (2)

Wells - 5 (2)

SAF

Whitley - 19 (2)

Banks - 7 (0)

Broomfield - 3 (2)

CORNER

Broomfield - 27 (0)

Banks - 27 (2)

Slay - 2 (2)

Watson - 1 (0)

2012 STARTS IN BOLD

(PARENTHESES INDICATE 2012 STARTS)

2012 TEAM GAME-BY-GAME STATISTICS

TEAM GAME BY GAME STATISTICS

Game	Score	1st Downs Tot-Ru-Pa-Pe	Rushing No-Yds-TD	Passing C-A-I-Yds-TD	Tot. Off. Plays-Yds	Punts No-Yds	Fumbles F-L	Penalties No-Yds	3rd Dns	Time of Poss.
Jackson State	9	16-8-6-2	21-109-0	20-38-2-265-1	59-265	6-174	1-1	9-75	2-11	26:50
Mississippi State	56	23-9-12-2	38-202-4	16-28-0-193-2	66-395	1-28	3-0	6-64	8-13	33:10
Game	Score	Tot-Ru-Pa-Pe	No-Yds-TD	C-A-I-Yds-TD	Plays-Yds	No-Yds	F-L	No-Yds	Dns	Poss.
Auburn	10	15-5-8-2	39-91-0	13-22-3-125-0	61-216	6-245	2-2	7-57	2-12	29:19
Mississippi State	28	23-10-11-2	36-166-1	20-29-0-222-3	65-388	5-200	1-1	5-61	1-10	30:41

2012 MISSISSIPPI STATE MISCELLANEOUS TEAM STATISTICS

MISCELLANEOUS TEAM STATISTICS

IN THE RED ZONE (20 YARDS AND IN)*

MSU SCORES/RED ZONE ENTRIES - 8-9 (88.9%)

Scores - 8

Touchdowns - 8 (Passing - 4, Rushing - 4), Field Goals - 0

Non-Scores - 1

Missed Field Goals - 1, Loss of Downs - 0, Punts - 0

Turnovers - 0 (Fumbles - 0, Interceptions - 0, Blocked Field Goal - 0)

End of half - 0; End of game - 0

OPPONENT SCORES/RED ZONE ENTRIES - 3-4 (75.0%)

Scores - 3

Touchdowns - 1 (Passing - 1, Rushing - 0), Field Goals - 2

Non-Scores - 1

Missed Field Goals - 0, Loss of Downs - 0, Punts - 0

Turnovers - 1 (Fumbles - 0, Interceptions - 1, Blocked Field Goal - 0)

End of half - 0; End of game - 0

* - Offensive series only; does not include overtimes

TURNOVERS

Takeaways - 8

Giveaways - 1

Difference - (+7)

Ratio Per Game: +3.5

Points Off TOs - MSU 14 (2 TD, 0 FG, 2 PAT[1], 0 PAT[2], 0 Safety)

Opp. 3 (0 TD, 1 FG, 0 PAT[1], 0 PAT[2])

Points Off TOs/Game - MSU 7.0, Opp. 1.5

KICKOFFS

Touchbacks - 4 (4/14, 28.6%)

Opp. Returns - 9, 220 yards (Avg. Return — 24.4)

Fair Catches - 0 • Out of Bounds - 0

Onside Kicks - 0

CONVERSIONS

3RD DOWN CONVERSIONS (BY QUARTER)

	1	2	3	4	OT	Total
MISSISSIPPI STATE	2-7	4-7	3-6	0-3	0-0	9-23
Pct.	.286	.571	.500	.000	.000	.391
Opponents	1-7	1-5	0-4	2-7	0-0	4-23
Pct.	.143	.200	.000	.286	.000	.174

3RD DOWN CONVERSIONS (BY DISTANCE)

3rd and:	1-3	4-6	7-10	11+	Total
MISSISSIPPI STATE	3-10	4-5	2-5	0-3	9-23
Pct.	.300	.800	.400	.000	.391
Opponents	3-5	1-4	0-9	0-5	4-23
Pct.	.600	.250	.000	.000	.174

4TH DOWN CONVERSIONS (BY QUARTER)

	1	2	3	4	OT	Total
MISSISSIPPI STATE	0-0	1-1	0-0	1-2	0-0	3-4
Pct.	.000	1.000	.000	.500	.000	.750
Opponents	0-0	1-1	0-0	1-1	0-0	2-2
Pct.	.000	1.000	.000	1.000	.000	1.000

CAREER GAMES PLAYED & STARTS LISTING

No.	Name	Career		2012	2011	2010	2009	2008
		GP (CGP)	S (CS)	GP-S	GP-S	GP-S	GP-S	GP-S
13	Johnthan Banks	40 (40)	34 (16)	2-2	13-13	13-12	12-7	—
97	Josh Boyd	40 (40)	30 (11)	2-2	13-12	13-13	12-3	—
25	Corey Broomfield	40 (40)	30 (3)	2-2	13-12	13-13	12-3	—
23	Sylvester Hemphill	40 (40)	7 (1)	2-1	13-5	13-0	12-1	—
3	Brandon Heavens	40 (40)	4 (0)	2-0	13-0	13-3	12-1	—
1	Chad Bumphis	39 (15)	30 (5)	2-2	13-12	12-10	12-6	—
10	Cameron Lawrence	38 (16)	15 (15)	2-2	13-13	11-0	12-0	—
60	Devin Jones	38 (2)	2 (0)	2-0	12-1	12-1	12-0	—
8	Chris Smith	37 (27)	22 (7)	2-2	13-10	12-8	10-2	—
19	Arceto Clark	33 (28)	27 (27)	2-2	13-13	13-12	—	5-0
32	Marcus Green	31 (15)	17 (5)	2-1	13-8	2-1	12-6	2-1
96	Shane McCardell	30 (23)	2 (2)	2-2	13-0	8-0	7-0	—
20	Louis Watson	30 (15)	1 (0)	2-0	13-0	6-0	9-1	—
61	Gabe Jackson	28 (28)	28 (28)	2-2	13-13	13-13	—	—
27	LaDarius Perkins	28 (28)	2 (2)	2-2	13-0	13-0	—	—
35	Adrian Marcus	27 (3)	—	2-0	12-0	13-0	—	—
83	Chris Cameron	27 (2)	—	2-0	—	13-0	12-0	—
11	Ricco Sanders	26 (1)	2 (0)	1-0	12-1	13-1	—	—
51	Deontae Skinner	25 (24)	13 (13)	2-2	13-11	10-0	—	—
5	Nickoe Whitley	24 (2)	20 (9)	2-2	9-7	13-11	—	—
31	Sam Williams	22 (15)	1 (0)	2-0	13-1	7-0	—	—
17	Tyler Russell	20 (2)	6 (2)	2-2	9-4	9-0	—	—
67	Tobias Smith	20 (2)	6 (2)	2-2	3-3	12-1	3-0	—
12	Chris Hughes	18 (2)	—	2-0	5-0	11-0	—	—
92	Kaleb Eulls	15 (15)	15 (15)	2-2	13-13	—	—	—
39	Baker Swedenburg	15 (15)	15 (15)	2-2	13-13	—	—	—
63	Dillon Day	15 (15)	11 (10)	2-2	13-8	—	—	—
22	Matthew Wells	15 (15)	5 (2)	2-2	13-3	—	—	—
9	Darius Slay	15 (15)	2 (2)	2-2	13-0	—	—	—
40	Brian Egan	15 (15)	—	2-0	13-0	—	—	—
18	Brandon Hill	15 (15)	—	2-0	13-0	—	—	—
30	Jay Hughes	15 (15)	—	2-0	13-0	—	—	—
16	Jameon Lewis	15 (15)	—	2-0	13-0	—	—	—
78	Damien Robinson	15 (15)	—	2-0	13-0	—	—	—
44	Christian Holmes	15 (15)	—	2-0	13-0	—	—	—
59	Archie Muniz	14 (2)	—	2-0	12-0	—	—	—
24	Jamerson Love	14 (1)	—	1-0	13-0	—	—	—
75	Blaine Clausell	13 (8)	6 (2)	2-2	11-4	—	—	—
66	Ben Beckwith	13 (3)	—	2-0	11-0	—	—	—
76	Joey Trapp	12 (12)	—	1-0	11-0	—	—	—
52	Ferlando Bohanna	12 (2)	—	2-0	10-0	—	—	—
93	P.J. Jones	12 (0)	1 (0)	—	12-1	—	—	—
91	Preston Smith	11 (11)	—	2-0	9-0	—	—	—
38	Dee Arrington	11 (2)	—	2-0	9-0	—	—	—
6	Malcolm Johnson	11 (0)	1 (0)	—	11-1	—	—	—
74	Dewayne Cherrington	10 (8)	—	2-0	8-0	—	—	—
98	Curtis Virges	10 (1)	—	1-0	9-0	—	—	—
81	Robert Johnson	9 (7)	1 (0)	2-0	7-1	—	—	—
68	Templeton Hardy	9 (1)	—	1-0	5-0	2-0	1-0	—
7	Nick Griffin	7 (2)	—	2-0	5-0	—	—	—
56	Corvell Harrison-Gay	6 (1)	—	1-0	1-0	4-0	—	—
64	Eric Lawson	6 (0)	—	—	6-0	—	—	—
90	Denico Autry	2 (2)	2 (2)	2-2	—	—	—	—
77	Charles Siddoway	2 (2)	2 (2)	2-2	—	—	—	—
40	Devon Bell	2 (2)	2 (2)	2-2	—	—	—	—
48	Ryan Brown	2 (2)	—	2-0	—	—	—	—
37	Taveze Calhoun	2 (2)	—	2-0	—	—	—	—
72	Winston Chapman	2 (2)	—	2-0	—	—	—	—
54	Quay Evans	2 (2)	—	2-0	—	—	—	—
55	Dylan Holley	2 (2)	—	2-0	—	—	—	—
45	Zachary Jackson	2 (2)	—	2-0	—	—	—	—
88	Nick James	2 (2)	—	2-0	—	—	—	—
14	Cedric Jiles	2 (2)	—	2-0	—	—	—	—
28	Derrick Milton	2 (2)	—	2-0	—	—	—	—
70	Justin Malone	2 (2)	—	2-0	—	—	—	—
50	Benardrick McKinney	2 (2)	—	2-0	—	—	—	—
16	Joe Morrow	2 (2)	—	2-0	—	—	—	—
15	Dak Prescott	2 (2)	—	2-0	—	—	—	—
34	Josh Robinson	2 (2)	—	2-0	—	—	—	—
82	Rufus Warren	2 (2)	—	2-0	—	—	—	—
43	Ivan Muniz	2 (1)	—	1-0	1-0	—	—	—
41	Kasey Akins	1 (1)	—	1-0	—	—	—	—
26	James Baldwin	1 (1)	—	1-0	—	—	—	—
87	DJ Blanks	1 (1)	—	1-0	—	—	—	—
40	Charlie Grandfield	1 (1)	—	1-0	—	—	—	—
99	John Harris	1 (1)	—	1-0	—	—	—	—
46	Kendrick Market	1 (1)	—	1-0	—	—	—	—

GP - games played
CGP - consecutive games played
S - starts
CS - consecutive starts

2012 MISSISSIPPI STATE SCORING DRIVES / PLAYS

	P-YD	TOP	SCORE
JACKSON STATE			
1	8-61	5:40	Bumphis 9 pass from Russell
1	4-42	1:49	Perkins 7 run
2	10-50	4:11	Perkins 1 run
2	12-63	5:44	Green 13 from Russell
2	—	—	Slay 52 interception return
3	11-77	5:48	Prescott 2 run
3	—	—	Wells 22 interception return
4	5-71	2:12	Milton 19 run
AUBURN			
2	7-70	2:47	Green 30 pass from Russell
3	8-75	3:11	Bumphis 13 pass from Russell
3	10-58	4:38	Green 3 pass from Russell
4	3-62	12:33	Perkins 21 run

2012 PARTICIPATION CHART

		9/1	9/8	9/15	9/22	10/6	10/13	10/20	10/27	11/3	11/10	11/17	11/24		
		GP	GS	JSU	AU	TROY	USA	UK	UT	MTSU	UA	TAMU	LSU	AR	UM
#	Name														
1	Chad Bumphis	2	2	WR	WR										
2	Will Redmond	--	--	--	--										
3	Brandon Heavens	2	0	X	X										
4	Jameon Lewis	2	0	X	X										
5	Nickoe Whitley	2	2	FS	FS										
6	Malcolm Johnson	--	--	--	--										
7	Nick Griffin	2	0	X	X										
8	Chris Smith	2	2	WR	WR										
9	Jamil Golden	--	--	--	--										
9	Darius Slay	2	2	CB	CB										
10	Cameron Lawrence	2	2	LB	LB										
11	Ricco Sanders	--	--	--	X										
12	Chris Hughes	2	0	X	X										
13	Johnthan Banks	2	2	CB	CB										
14	Sam Cowart	--	--	--	--										
14	Cedric Jiles	2	0	X	X										
14	Steven Swindle	--	--	--	--										
15	Dak Prescott	2	0	X	X										
16	Joe Morrow	2	0	X	X										
17	Deontay Evans	--	--	--	--										
17	Tyler Russell	2	2	QB	QB										
18	Brandon Hill	2	0	X	X										
19	Arceto Clark	2	2	WR	WR										
20	Louis Watson	2	0	X	X										
22	Matthew Wells	2	2	LB	LB										
23	Sylvester Hemphill	2	1	FB	X										
24	J amerson Love	--	--	--	X										
25	Corey Broomfield	2	2	SS	SS										
26	James Baldwin	2	0	X	--										
27	LaDarius Perkins	2	2	RB	RB										
28	Derrick Milton	2	0	X	X										
28	DeAndre Ward	--	--	--	--										
29	Quadry Antoine	--	--	--	--										
30	Jay Hughes	2	0	X	X										
31	Sam Williams	2	0	X	X										
32	Marcus Green	2	1	X	TE										
33	Xavier Grindle	--	--	--	--										
34	Josh Robinson	2	0	X	X										
35	Adrian Marcus	2	0	X	X										
35	Rishunn McCaleb	--	--	--	--										
37	Taveze Calhoun	2	0	X	X										
38	Dee Arrington	2	0	X	X										
39	William Berg	--	--	--	--										
39	Richie Brown	--	--	--	--										
39	Mike Mordecai	--	--	--	--										
39	Baker Swedenburg	2	0	X	X										
40	Devon Bell	2	0	X	X										
40	Taylor Earhart	--	--	--	--										
40	Brian Egan	2	0	X	X										
40	Charlie Grandfield	1	0	X	--										
40	Evan Sobiesk	--	--	--	--										
41	Kasey Akins	1	0	X	--										
42	Beniquez Brown	--	--	--	--										
43	Ivan Muniz	1	0	X	--										
44	Christian Holmes	2	0	X	X										
45	Zachary Jackson	2	0	X	X										

2012 MISSISSIPPI STATE FOOTBALL NOTES • GAME 3 • AT TROY

RUSHING (ATT-YDS-TD)

	#4 Lewis	#7 Griffin	#15 Prescott	#17 Russell	#27 Perkins	#28 Milton	#34 Robinson
JACKSON STATE	2-11-0	5-12-0	2-6-1	1-11-0	9-58-2	8-65-1	5-35-0
AUBURN	0-0-0	2-21-0	2-4-0	4-0-0	14-83-1	6-30-0	6-30-0
at Troy							
SOUTH ALABAMA							
at Kentucky							
TENNESSEE							
MIDDLE TENN.							
at Alabama							
TEXAS A&M							
at LSU							
ARKANSAS							
at Ole Miss							

RECEIVING (REC-YDS-TD)

	#1 Bumphis	#3 Heavens	#4 Lewis	#6 Johnson	#8 Smith	#11 Sanders	#16 Morrow	#18 Hill	#19 Clark	#32 Green	#81 Johnson
JACKSON STATE	1-9-1	0-0-0	3-32-0	0-0-0	2-28-0	0-0-0	2-24-0	2-27-0	3-35-0	2-31-1	1-7-0
AUBURN	3-47-1	0-0-0	1-21-0	0-0-0	5-46-0	0-0-0	0-0-0	1-6-0	1-20-0	4-54-2	1-8-0
at Troy											
SOUTH ALABAMA											
at Kentucky											
TENNESSEE											
MIDDLE TENN.											
at Alabama											
TEXAS A&M											
at LSU											
ARKANSAS											
at Ole Miss											

PASSING (CMP-ATT-INT-YD-TD)

	#15 Prescott	#17 Russell
JACKSON STATE	1-4-0-8-0	15-24-0-185-2
AUBURN	0-0-0-0-0	20-29-0-222-3
at Troy		
SOUTH ALABAMA		
at Kentucky		
TENNESSEE		
MIDDLE TENN.		
at Alabama		
TEXAS A&M		
at LSU		
ARKANSAS		
at Ole Miss		

FIELD GOALS

	Made, Missed	#40 Bell	#40 Egan
JACKSON STATE		42	
AUBURN		36, 43	
at Troy			
SOUTH ALABAMA			
at Kentucky			
TENNESSEE			
MIDDLE TENN.			
at Alabama			
TEXAS A&M			
at LSU			
ARKANSAS			
at Ole Miss			

PUNTING (NO.-AVG.-IN 20)

	#39 Swedenburg
JACKSON STATE	1-28.0-1
AUBURN	5-40.0-1
at Troy	
SOUTH ALABAMA	
at Kentucky	
TENNESSEE	
MIDDLE TENN.	
at Alabama	
TEXAS A&M	
at LSU	
ARKANSAS	
at Ole Miss	

GAME-BY-GAME TACKLES (TT-UT-AT-TFL-SCK.)

	#5 Whitley	#9 Slay	#10 C. Lawrence	#13 Banks	#22 Wells	#25 Broomfield	#51 Skinner	#90 Autry	#92 Eulls	#97 Boyd
JACKSON STATE	4-3-1-0.0-0.0	1-1-0-0.0-0.0	3-0-3-0.0-0.0	1-0-1-0.0-0.0	4-4-0-1.0-1.0	2-1-1-0.0-0.0	2-1-1-0.0-0.0	2-1-1-1.0-1.0	0-0-0-0.0-0.0	1-0-1-0.0-0.0
AUBURN	7-2-5-0.5-0.0	2-1-1-0.0-0.0	10-6-4-1.5-1.0	6-4-2-0.0-0.0	4-2-2-0.5-0.0	7-3-4-2.0-0.0	5-2-3-1.5-0.0	3-1-2-0.0-0.0	0-0-0-0.0-0.0	4-2-2-0.0-0.0
at Troy										
SOUTH ALABAMA										
at Kentucky										
TENNESSEE										
MIDDLE TENN.										
at Alabama										
TEXAS A&M										
at LSU										
ARKANSAS										
at Ole Miss										

20-YARD PLUS PLAYS

Yards	Type	Player(s)	Opponent
*52	INT	Darius Slay	Jackson State
31	INT	Darius Slay	Auburn
*30	Pass	Marcus Green from Tyler Russell	Auburn
24	Rush	Derrick Milton	Jackson State
23	INT	Johnthan Banks	Auburn
*22	INT	Matthew Wells	Jackson State
22	Rush	Nick Griffin	Auburn
22	PR	Johnthan Banks	Jackson State
21	Pass	Jameon Lewis from Tyler Russell	Auburn
*21	Rush	LaDarius Perkins	Auburn
20	Pass	Arceto Clark from Tyler Russell	Auburn
20	KR	Jameon Lewis	Jackson State

* touchdown scored on play

LONG PLAYS BY THE NUMBERS

Long Plays By Yards	No.	TD
100+	0	0
90-99	0	0
80-89	0	0
70-79	0	0
60-69	0	0
50-59	1	1
40-49	0	0
30-39	2	1
20-29	9	2
Long Plays By Type	No.	TD
Rushing	3	1
Passing	3	1
Punt returns	1	0
Kick returns	1	0
Interceptions	4	2
Fumble returns	0	0
Other	0	0
TOTAL	12	4

20-YARD PLUS PLAYS BY PLAYER

20-YARD PLUS BY PLAYER	No.	TD	R	P	KR	PR	IR	FR
Darius Slay	2	1	0	0	0	0	2	0
Jameon Lewis	2	0	0	1	1	0	0	0
Johnthan Banks	2	0	0	0	0	1	1	0
LaDarius Perkins	1	1	1	0	0	0	0	0
Marcus Green	1	1	0	1	0	0	0	0
Matthew Wells	1	1	0	0	0	0	1	0
Derrick Milton	1	0	1	0	0	0	0	0
Nick Griffin	1	0	1	0	0	0	0	0
Arceto Clark	1	0	0	1	0	0	0	0
TOTAL	12	4	3	3	1	1	4	0

LONGEST PLAYS OF THE YEAR

Rushing

24 Derrick Milton vs Jackson State (9/1/2012)

Rushing Touchdown

21 LaDarius Perkins vs Auburn (9/8/2012)

Passing

30 Marcus Green from Tyler Russell vs Auburn (9/8/2012)

Passing Touchdown

30 Marcus Green from Tyler Russell vs Auburn (9/8/2012)

Punt Return

22 Johnthan Banks vs Jackson State (9/1/2012)

Kick Return

20 Jameon Lewis vs Jackson State (9/1/2012)

Interception Return

52 Darius Slay vs Jackson State (9/1/2012)

Fumble Return

None

Punt

45 Baker Swedenburg vs Auburn (9/8/2012)

Field Goal

None

OFFENSIVE DRIVE CHART

JACKSON STATE

Plays	Yards	Time	Result
8	61	5:40	TOUCHDOWN
4	2	:57	Missed FG
4	42	1:49	TOUCHDOWN
10	50	4:11	TOUCHDOWN
12	63	5:44	TOUCHDOWN
0	0	:00	TOUCHDOWN (DEF.)
4	18	:38	End of Half
11	77	5:48	TOUCHDOWN*
0	0	:00	TOUCHDOWN (DEF.)
3	(4)	2:19	Punt
5	71	2:12	TOUCHDOWN
6	11	3:38	End of Half

AUBURN

Plays	Yards	Time	Result
11	56	4:16	Missed FG
3	9	1:42	Punt
3	5	:58	Punt
1	8	:05	Fumble
7	70	2:47	TOUCHDOWN
5	8	2:21	Missed FG
3	1	2:03	Punt
8	75	3:11	TOUCHDOWN
10	58	4:41	TOUCHDOWN**
3	8	1:37	Punt
3	62	1:02	TOUCHDOWN
3	8	2:10	Punt**
6	33	3:23	Downs
1	(2)	:25	End Of Half

Drives quarterbacked by Tyler Russell

Drives quarterbacked by Dak Prescott

* Russell began drive, Prescott entered in middle

** Russell started drive, Prescott entered in middle and Russell finished drive

DEFENSIVE DRIVE CHART

JACKSON STATE

Plays	Yards	Time	Result
5	5	1:59	Punt
5	7	2:01	Punt
3	4	1:32	Punt
5	(1)	3:13	Punt
4	35	2:10	Interception
8	93	1:37	TOUCHDOWN
6	29	3:17	Punt
3	4	:56	Interception
2	7	1:11	Fumble
15	84	7:05	FIELD GOAL
4	17	2:59	Punt

AUBURN

Plays	Yards	Time	Result
4	20	1:09	Punt
3	2	1:28	Punt
6	1	4:35	Punt
12	33	6:07	FIELD GOAL
1	0	:08	Interception
5	19	1:54	Interception
1	(2)	:27	End of Half
0	0	:00	TOUCHDOWN
3	0	2:10	Punt
5	25	2:25	Punt
3	(7)	1:54	Punt
8	49	3:21	Interception
5	32	2:15	Fumble
6	41	:54	Fumble



#41 Kasey Akins
Junior • RB
5-8 • 175
Starkville, Miss. (East Central CC)



#38 Dee Arrington
Sophomore • DB
6-1 • 215
Wiggins, Miss. (Stone County)



AKINS' CAREER HIGHS

Carries – 5, vs. Jackson State (9-1-12)
 Rushing Yards – 6, vs. Jackson State (9-1-12)
 Longest Rush – 4, vs. Jackson State (9-1-12)

AKINS' 2012 SEASON HIGHS

Carries – 5, vs. Jackson State (9-1-12)
 Rushing Yards – 6, vs. Jackson State (9-1-12)
 Longest Rush – 4, vs. Jackson State (9-1-12)

AKINS' CAREER RUSHING STATS

YEAR	G/GS	NO.	YDS	AVG.	TD	LP/OPPONENT
2012	1/0	5	6	1.2	0	4 / Jackson State
TOTALS	1/0	5	6	1.2	0	4 / JACKSON STATE

AKINS' 2012 GAME-BY-GAME RUSHING STATS

DATE	OPPONENT	NO.	GAIN	LOSS	NET	AVG.	TD	LONG
9/1/12	JACKSON STATE	5	10	4	6	1.2	0	4
9/8/12	AUBURN		DID NOT PLAY					
9/15/12	at Troy							
9/22/12	SOUTH ALABAMA							
10/6/12	at Kentucky							
10/13/12	TENNESSEE							
10/20/12	MIDDLE TENN. ST.							
10/27/12	at Alabama							
11/3/12	TEXAS A&M							
11/10/12	at LSU							
11/17/12	ARKANSAS							
11/24/12	at Ole Miss							

ARRINGTON'S CAREER HIGHS

Total Tackles – 2, (3x) last vs. Jackson State (9-1-12)
 Assisted Tackles – 1, (4x) last vs. UT Martin (11-5-11)
 Solo Tackles – 2, (2x) last vs. Jackson State (9-1-12)

ARRINGTON'S 2012 SEASON HIGHS

Total Tackles – 2, vs. Jackson State (9-1-12)
 Solo Tackles – 2, vs. Jackson State (9-1-12)

ARRINGTON'S CAREER STATS


YEAR	G/GS	TT	UT	AT	TFL-YDS	SCK-YDS	FF/FR	PBU	INT-YD
2011	9/0	9	5	4	0.0-0	0.0-0	0/0	0	0-0
2012	2/0	2	2	0	0.0-0	0.0-0	0/0	0	0-0
TOTALS	11/0	11	7	4	0.0-0	0.0-0	0/0	0	0-0

ARRINGTON'S 2012 GAME-BY-GAME STATS

DATE	OPPONENT	TT	UT	AT	TFL-YDS	SCK-YDS	FF/FR	PBU	INT-Y
9/1/12	JACKSON STATE	2	2	0	0.0-0	0.0-0	0/0	0	0-0
9/8/12	AUBURN	0	0	0	0.0-0	0.0-0	0/0	0	0-0
9/15/12	at Troy								
9/22/12	SOUTH ALABAMA								
10/6/12	at Kentucky								
10/13/12	TENNESSEE								
10/20/12	MIDDLE TENN. ST.								
10/27/12	at Alabama								
11/3/12	TEXAS A&M								
11/10/12	at LSU								
11/17/12	ARKANSAS								
11/24/12	at Ole Miss								



#90 Denico Autry
Junior • DL
6-5 • 255
Albemarle, N.C. (East Mississippi CC)



#26 James Baldwin
Sophomore • ATH
5-10 • 195
Birmingham, Ala. (Vestavia Hills)



AUTRY'S CAREER HIGHS

Total Tackles – 3, vs. Auburn (9-8-12)
 Assisted Tackles – 2, vs. Auburn (9-8-12)
 Solo Tackles – 1, (2x) last vs. Auburn (9-8-12)
 Sacks - 1.0, vs. Jackson State (9-1-12)
 Tackles for Loss - 1.0, vs. Jackson State (9-1-12)

AUTRY'S 2012 SEASON HIGHS

Total Tackles – 3, vs. Auburn (9-8-12)
 Assisted Tackles – 2, vs. Auburn (9-8-12)
 Solo Tackles – 1, (2x) last vs. Auburn (9-8-12)
 Sacks - 1.0, vs. Jackson State (9-1-12)
 Tackles for Loss - 1.0, vs. Jackson State (9-1-12)

AUTRY'S CAREER STATS

YEAR	G/GS	TT	UT	AT	TFL-YDS	SCK-YDS	FF/FR	PBU	INT-YD
2012	2/2	5	2	3	1.0-6	1.0-6	0/0	0	0-0
TOTALS	2/2	5	2	3	1.0-6	1.0-6	0/0	0	0-0

AUTRY'S 2012 GAME-BY-GAME STATS

DATE	OPPONENT	TT	UT	AT	TFL-YDS	SCK-YDS	FF/FR	PBU	INT-Y
9/1/12	* JACKSON STATE	2	1	1	1.0-6	1.0-6	0/0	0	0-0
9/8/12	* AUBURN	3	1	2	0.0-0	0.0-0	0/0	0	0-0
9/15/12	at Troy								
9/22/12	SOUTH ALABAMA								
10/6/12	at Kentucky								
10/13/12	TENNESSEE								
10/20/12	MIDDLE TENN. ST.								
10/27/12	at Alabama								
11/3/12	TEXAS A&M								
11/10/12	at LSU								
11/17/12	ARKANSAS								
11/24/12	at Ole Miss								

BALDWIN'S CAREER HIGHS

Total Tackles – 1, vs. Jackson State (9-1-12)
 Solo Tackles – 1, vs. Jackson State (9-1-12)

BALDWIN'S 2012 SEASON HIGHS

Total Tackles – 1, vs. Jackson State (9-1-12)
 Solo Tackles – 1, vs. Jackson State (9-1-12)

BALDWIN'S CAREER STATS

YEAR	G/GS	TT	UT	AT	TFL-YDS	SCK-YDS	FF/FR	PBU	INT-YD
2012	1/0	1	1	0	0.0-0	0.0-0	0/0	0	0-0
TOTALS	1/0	1	1	0	0.0-0	0.0-0	0/0	0	0-0

BALDWIN'S 2012 GAME-BY-GAME STATS

DATE	OPPONENT	TT	UT	AT	TFL-YDS	SCK-YDS	FF/FR	PBU	INT-Y
9/1/12	JACKSON STATE	1	1	0	0.0-0	0.0-0	0/0	0	0-0
9/8/12	AUBURN								
9/15/12	at Troy								
9/22/12	SOUTH ALABAMA								
10/6/12	at Kentucky								
10/13/12	TENNESSEE								
10/20/12	MIDDLE TENN. ST.								
10/27/12	at Alabama								
11/3/12	TEXAS A&M								
11/10/12	at LSU								
11/17/12	ARKANSAS								
11/24/12	at Ole Miss								



#13 Johnthan Banks
Senior • DB
6-2 • 185
Maben, Miss. (East Webster)



BANKS' CAREER HIGHS

Total Tackles – 9, (2x) last vs. LA Tech (9-24-11)
Assisted Tackles – 4, (6x) last at Georgia (10-1-11)
Solo Tackles – 6, at Arkansas (11-19-11)
Interceptions – 2, (3x) last vs. Auburn (9-12-12)
Long INT Return – 100, vs. Florida (10-24-09)
INT Return TD – 2, vs. Florida (10-24-09)
All Purpose Yards - 120, vs. Florida (10-24-09)
Pass Breakups – 2, (4x) last at UAB (10-8-11)
Tackles For Loss – 2.5, vs. Ole Miss (11-26-11)
Sacks – 1.0, (4x) last at Arkansas (11-19-11)
Punt Returns - 3, (2x) last vs. UT Martin (11-5-11)
Punt Return Yards - 64, vs. UT Martin (11-5-11)
Longest Punt Return - 65, vs. UT Martin (11-5-11)
Punt Return Touchdowns - 1, vs. UT Martin (11-5-11)

BANKS' 2012 SEASON HIGHS

Total Tackles – 6, vs. Auburn (9-8-12)
Assisted Tackles – 2, vs. Auburn (9-8-12)
Solo Tackles – 4, vs. Auburn (9-8-12)
Interceptions – 2, vs. Auburn (9-8-12)
Long INT Return – 23, vs. Auburn (9-8-12)
All Purpose Yards - 31, vs. Auburn (9-8-12)
Punt Returns - 3, vs. Jackson State (9-1-12)
Punt Return Yards - 39, vs. Jackson State (9-1-12)
Longest Punt Return - 35, vs. Jackson State (9-1-12)

BANKS' CAREER STATS

YEAR	G/GS	TT	UT	AT	TFL-YDS	SCK-YDS	FF/FR	PBU	INT-YD
2009	12/7	33	20	13	0.0-0	0.0-0	0/0	3	4-145
2010	13/12	54	34	20	1.5-14	1.0-13	1/0	7	3-22
2011	13/13	71	46	25	8.0-43	3.0-20	3/0	9	5-27
2012	2/2	7	4	3	0.0-0	0.0-0	0/0	0	2-31
TOTALS	40/34	165	104	61	9.5-57	4.0-33	4/0	19	14-225

BANKS' 2012 GAME-BY-GAME STATS

DATE	OPPONENT	TT	UT	AT	TFL-YDS	SCK-YDS	FF/FR	PBU	INT-Y
9/1/12	* JACKSON STATE	1	0	1	0.0-0	0.0-0	0/0	0	0-0
9/8/12	* AUBURN	6	4	2	0.0-0	0.0-0	0/0	0	2-31
9/15/12	at Troy								
9/22/12	SOUTH ALABAMA								
10/6/12	at Kentucky								
10/13/12	TENNESSEE								
10/20/12	MIDDLE TENN. ST.								
10/27/12	at Alabama								
11/3/12	TEXAS A&M								
11/10/12	at LSU								
11/17/12	ARKANSAS								
11/24/12	at Ole Miss								

BANKS' 2012 GAME-BY-GAME PUNT RETURN STATS

DATE	OPPONENT	NO.	YARDS	TD	LONG
9/1/12	* JACKSON STATE	3	26	0	22
9/8/12	* AUBURN	1	7	0	7
9/15/12	at Troy				
9/22/12	SOUTH ALABAMA				
10/6/12	at Kentucky				
10/13/12	TENNESSEE				
10/20/12	MIDDLE TENN. ST.				
10/27/12	at Alabama				
11/3/12	TEXAS A&M				
11/10/12	at LSU				
11/17/12	ARKANSAS				
11/24/12	at Ole Miss				

BANKS' 2012 GAME-BY-GAME MISC STATS

DATE	OPPONENT	THROWN AT-CATCHES ALLOWED-YDS ALLOWED
9/1/12	* JACKSON STATE	2-0-0
9/8/12	* AUBURN	3-1-21
9/15/12	at Troy	
9/22/12	SOUTH ALABAMA	
10/6/12	at Kentucky	
10/13/12	TENNESSEE	
10/20/12	MIDDLE TENN. ST.	
10/27/12	at Alabama	
11/3/12	TEXAS A&M	
11/10/12	at LSU	
11/17/12	ARKANSAS	
11/24/12	at Ole Miss	



#40 Devon Bell
Freshman • K
6-2 • 185
Vicksburg, Miss. (Warren Central)



BELL'S CAREER HIGHS

Field Goals Attempted – 2, vs. Auburn (9-8-12)

Extra Points Attempted – 4, (2x) last vs. Auburn (9-8-12)

Extra Points Made – 4, (2x) last vs. Auburn (9-8-12)

Points Scored – 4, (2x) last vs. Auburn (9-8-12)

BELL'S 2012 SEASON HIGHS

Field Goals Attempted – 2, vs. Auburn (9-8-12)

Extra Points Attempted – 4, (2x) last vs. Auburn (9-8-12)

Extra Points Made – 4, (2x) last vs. Auburn (9-8-12)

Points Scored – 4, (2x) last vs. Auburn (9-8-12)

BELL'S CAREER STATS

YEAR	G/GS	PAT/ATT	PCT.	FG/ATT	PCT.	PTS	LONG/OPP
2012	2/2	8/8	1.000	0/3	.000	8	- / -
TOTALS	2/2	8/8	1.000	0/3	.000	8	- / -

BELL'S CAREER FIELD GOAL BREAKDOWN

YEAR	1-19	20-29	30-39	40-49	50+	LG	BLK
2012	0-0	0-0	0-1	0-2	0-0	0	0
TOTAL	0-0	0-0	0-1	0-2	0-0	0	0

BELL'S 2012 TOUCHBACKS BREAKDOWN

DATE	OPPONENT	TOUCHBACKS
9/1/12	JACKSON STATE	1
9/8/12	AUBURN	1
9/15/12	at Troy	
9/22/12	SOUTH ALABAMA	
10/6/12	at Kentucky	
10/13/12	TENNESSEE	
10/20/12	MIDDLE TENN. ST.	
10/27/12	at Alabama	
11/3/12	TEXAS A&M	
11/10/12	at LSU	
11/17/12	ARKANSAS	
11/24/12	at Ole Miss	

BELL'S 2012 FIELD GOAL BREAKDOWN

DATE	OPPONENT	PAT/ATT	PCT.	FG/ATT	PCT.	PTS	LG
9/1/12	* JACKSON STATE	4/4	1.000	0/1	.000	4	-
9/8/12	* AUBURN	4/4	1.000	0/2	.000	4	-
9/15/12	at Troy						
9/22/12	SOUTH ALABAMA						
10/6/12	at Kentucky						
10/13/12	TENNESSEE						
10/20/12	MIDDLE TENN. ST.						
10/27/12	at Alabama						
11/3/12	TEXAS A&M						
11/10/12	at LSU						
11/17/12	ARKANSAS						
11/24/12	at Ole Miss						

BELL'S 2012 FIELD GOAL BREAKDOWN

DATE	OPPONENT	1-19	20-29	30-39	40-49	50+	LG	BLK
9/1/12	* JACKSON STATE				0-1			
9/8/12	* AUBURN			0-1	0-1			
9/15/12	at Troy							
9/22/12	SOUTH ALABAMA							
10/6/12	at Kentucky							
10/13/12	TENNESSEE							
10/20/12	MIDDLE TENN. ST.							
10/27/12	at Alabama							
11/3/12	TEXAS A&M							
11/10/12	at LSU							
11/17/12	ARKANSAS							
11/24/12	at Ole Miss							



#52 Ferlando Bohanna
Sophomore • LB
6-0 • 225
Memphis, Tenn. (Whitehaven)



#97 Josh Boyd
Senior • DL
6-3 • 300
Philadelphia, Miss. (Philadelphia)



BOHANNA'S CAREER HIGHS

Total Tackles – 5, at Memphis (9-1-11)
 Assisted Tackles – 2, (2x) last vs. UT Martin (11-5-11)
 Solo Tackles – 3, at Memphis (9-1-11)
 Tackles For Loss – 1.0, at Auburn (9-10-11)

BOHANNA'S 2012 SEASON HIGHS

Total Tackles – 3, vs. Auburn (9-8-12)
 Assisted Tackles – 2, vs. Auburn (9-8-12)
 Solo Tackles – 1, vs. Auburn (9-8-12)

BOHANNA'S CAREER STATS

YEAR	G/GS	TT	UT	AT	TFL-YDS	SCK-YDS	FF/FR	PBU	INT-YD
2011	10/1	9	5	4	1.0-1	0.0-0	0/0	0	0-0
2012	2/0	4	1	3	0.0-0	0.0-0	0/0	0	0-0
TOTALS	12/1	13	6	7	1.0-1	0.0-0	0/0	0	0-0

BOHANNA'S 2012 GAME-BY-GAME STATS

DATE	OPPONENT	TT	UT	AT	TFL-YDS	SCK-YDS	FF/FR	PBU	INT-Y
9/1/12	JACKSON STATE	1	0	1	0.0-0	0.0-0	0/0	0	0-0
9/8/12	AUBURN	3	1	2	0.0-0	0.0-0	0/0	0	0-0
9/15/12	at Troy								
9/22/12	SOUTH ALABAMA								
10/6/12	at Kentucky								
10/13/12	TENNESSEE								
10/20/12	MIDDLE TENN. ST.								
10/27/12	at Alabama								
11/3/12	TEXAS A&M								
11/10/12	at LSU								
11/17/12	ARKANSAS								
11/24/12	at Ole Miss								

BOYD'S CAREER HIGHS

Total Tackles – 11, vs. Alabama (11-12-11)
 Assisted Tackles – 11, vs. Alabama (11-12-11)
 Solo Tackles – 3, (3x) last vs. South Carolina (10-15-11)
 Tackles For Loss – 2.5, vs. Kentucky (10-30-10)
 Sacks – 1.5, vs. Kentucky (10-30-10)
 Fumble Recovery - 1, vs. Auburn (9-8-12)

BOYD'S 2012 SEASON HIGHS

Total Tackles – 4, vs. Auburn (9-8-12)
 Assisted Tackles – 2, vs. Auburn (9-8-12)
 Solo Tackles – 2, vs. Auburn (9-8-12)
 Fumble Recovery - 1, vs. Auburn (9-8-12)

BOYD'S CAREER STATS

YEAR	G/GS	TT	UT	AT	TFL-YDS	SCK-YDS	FF/FR	PBU	INT-YD
2009	12/3	17	8	9	0.0-0	0.0-0	0/0	0	0-0
2010	13/13	24	15	9	7.5-26	2.5-11	0/0	0	0-0
2011	13/9	51	14	37	8.0-32	4.5-29	0/0	0	0-0
2012	2/2	5	2	3	0.0-0	0.0-0	0/1	0	0-0
TOTALS	40/27	97	39	58	15.5-58	7.0-40	0/1	0	0-0

BOYD'S 2012 GAME-BY-GAME STATS

DATE	OPPONENT	TT	UT	AT	TFL-YDS	SCK-YDS	FF/FR	PBU	INT-Y
9/1/12	* JACKSON STATE	1	0	1	0.0-0	0.0-0	0/0	0	0-0
9/8/12	* AUBURN	4	2	2	0.0-0	0.0-0	0/1	0	0-0
9/15/12	at Troy								
9/22/12	SOUTH ALABAMA								
10/6/12	at Kentucky								
10/13/12	TENNESSEE								
10/20/12	MIDDLE TENN. ST.								
10/27/12	at Alabama								
11/3/12	TEXAS A&M								
11/10/12	at LSU								
11/17/12	ARKANSAS								
11/24/12	at Ole Miss								



#25 Corey Broomfield
Senior • DB
5-10 • 180
Palm Bay, Fla. (Bayside)



BROOMFIELD'S CAREER HIGHS

Total Tackles – 12, vs. Alabama (11-12-11)
 Assisted Tackles – 7, vs. Alabama (11-12-11)
 Solo Tackles – 9, vs. Wake Forest (12-30-11)
 Interceptions – 2, (2x) last at Houston (10-9-10)
 Long INT Return – 64, vs. Ole Miss (11-28-09)
 INT Return TD – 64, vs. Ole Miss (11-28-09)
 Pass Breakups – 2, (3x) last vs. UT Martin (11-5-11)
 Tackles For Loss – 2.0, (2x) last vs. Auburn (9-8-12)
 Sacks – 1.0, (2x) last vs. Wake Forest (12-30-11)

BROOMFIELD'S 2012 SEASON HIGHS

Total Tackles – 7, vs. Auburn (9-8-12)
 Assisted Tackles - 4, vs. Auburn (9-8-12)
 Solo Tackles – 3, vs. Auburn (9-8-12)
 Tackles For Loss – 2.0, vs. Auburn (9-8-12)

BROOMFIELD'S CAREER STATS

YEAR	G/GS	TT	UT	AT	TFL-YDS	SCK-YDS	FF/FR	PBU	INT-YD
2009	12/3	19	13	6	1.0-2	0.0-0	0/0	4	6-118
2010	13/13	52	36	16	4.5-21	1.0-9	2/0	6	3-40
2011	13/10	59	39	20	5.0-15	1.0-9	0/0	5	0-0
2012	2/2	9	4	5	2.0-8	0.0-0	0/0	0	0-0
TOTALS	40/28	139	92	47	12.5-46	2.0-18	2/0	15	9-158

BROOMFIELD'S 2012 GAME-BY-GAME STATS

DATE	OPPONENT	TT	UT	AT	TFL-YDS	SCK-YDS	FF/FR	PBU	INT-Y
9/1/12	* JACKSON STATE	2	1	1	0.0-0	0.0-0	0/0	0	0-0
9/8/12	* AUBURN	7	3	4	2.0-8	0.0-0	0/0	0	0-0
9/15/12	at Troy								
9/22/12	SOUTH ALABAMA								
10/6/12	at Kentucky								
10/13/12	TENNESSEE								
10/20/12	MIDDLE TENN. ST.								
10/27/12	at Alabama								
11/3/12	TEXAS A&M								
11/10/12	at LSU								
11/17/12	ARKANSAS								
11/24/12	at Ole Miss								



#48 Ryan Brown
Freshman • DL
6-4 • 240
New Orleans, La. (Archbishop Shaw)



BROWN'S CAREER HIGHS

Total Tackles – 4, vs. Jackson State (9-1-12)
 Assisted Tackles – 3, vs. Jackson State (9-1-12)
 Solo Tackles – 1, vs. Jackson State (9-1-12)
 Pass Breakup - 1, vs. Auburn (9-8-12)

BROWN'S 2012 SEASON HIGHS

Total Tackles – 4, vs. Jackson State (9-1-12)
 Assisted Tackles – 3, vs. Jackson State (9-1-12)
 Solo Tackles – 1, vs. Jackson State (9-1-12)
 Pass Breakup - 1, vs. Auburn (9-8-12)

BROWN'S CAREER STATS

YEAR	G/GS	TT	UT	AT	TFL-YDS	SCK-YDS	FF/FR	PBU	INT-YD
2012	2/0	4	1	3	0.0-0	0.0-0	0/0	1	0-0
TOTALS	2/0	4	1	3	0.0-0	0.0-0	0/0	1	0-0

BROWN'S 2012 GAME-BY-GAME STATS

DATE	OPPONENT	TT	UT	AT	TFL-YDS	SCK-YDS	FF/FR	PBU	INT-Y
9/1/12	JACKSON STATE	4	1	3	0.0-0	0.0-0	0/0	0	0-0
9/8/12	AUBURN	0	0	0	0.0-0	0.0-0	0/0	1	0-0
9/15/12	at Troy								
9/22/12	SOUTH ALABAMA								
10/6/12	at Kentucky								
10/13/12	TENNESSEE								
10/20/12	MIDDLE TENN. ST.								
10/27/12	at Alabama								
11/3/12	TEXAS A&M								
11/10/12	at LSU								
11/17/12	ARKANSAS								
11/24/12	at Ole Miss								



#1 Chad Bumphis
Senior • WR
5-11 • 200
Tupelo, Miss. (Tupelo)



BUMPHIS' CAREER HIGHS

Receptions – 9, vs. Alcorn State (10-2-10)
Receiving Yards – 133, vs. Alcorn State (10-2-10)
Receiving Touchdowns – 2, (3x) last vs. Alcorn State (10-2-10)
Longest Reception - 78, vs. UT Martin (11-5-11)
Rushes – 4, (2x) last vs. UAB (10-23-10)
Rushing Yards – 49, vs. Arkansas (11-21-09)
Kick Returns – 5, at Arkansas (11-21-09)
Kick Return Yards – 114, vs. Alabama (11-14-09)
Longest Kick Return – 50, vs. Alabama (11-14-09)
Punt Returns – 4, vs. Memphis (9-4-10)
Punt Return Yards – 82, vs. LA Tech (9-24-11)
Longest Punt Return – 82, vs. LA Tech (9-24-11)
Punt Return Touchdowns - 1, vs. LA Tech (9-24-11)
All-Purpose Yards – 184, at Arkansas (11-21-09)

BUMPHIS' 2012 SEASON HIGHS

Receptions – 3, vs. Auburn (9-8-12)
Receiving Yards - 47, vs. Auburn (9-8-12)
Receiving Touchdowns – 1, (2x) last vs. Auburn (9-8-12)
Longest Reception - 17, vs. Auburn (9-8-12)

BUMPHIS' CAREER RECEIVING STATS

YEAR	G/GS	NO.	YDS	AVG.	TD	LP/OPPONENT
2009	12/6	32	375	11.7	4	69 / Georgia Tech
2010	12/10	44	634	14.4	5	57/ Memphis
2011	13/9	25	339	13.6	3	78 / UT Martin
2012	2/2	4	56	14.0	2	17 / Auburn
TOTALS	39/27	105	1,404	13.4	14	78 / UT MARTIN

BUMPHIS' CAREER RUSHING STATS

YEAR	G/GS	NO.	YDS	AVG.	TD	LP/OPPONENT
2009	12/6	6	73	12.2	1	49 / Arkansas
2010	12/10	19	131	6.9	0	24 / Alcorn State
2011	13/9	9	28	3.1	0	17 / LA Tech
2012	2/2	1	0	0.0	0	0 / Auburn
TOTALS	39/27	35	253	7.2	1	49 / ARKANSAS

BUMPHIS' CAREER PUNT RETURN STATS

YEAR	G/GS	NO.	YDS	AVG.	TD	LP/OPPONENT
2009	12/6	5	45	9.0	0	20/ at Arkansas
2010	12/10	16	137	8.6	0	35/ Memphis
2011	13/9	8	133	16.6	1	82/ LA Tech
2012	2/2	1	-2	-2.0	0	-2 / Jackson State
TOTALS	39/27	30	313	10.4	1	82 / LA TECH

BUMPHIS' 2012 GAME-BY-GAME RECEIVING STATS

DATE	OPPONENT	REC	YARDS	AVG	TD	LONG
9/1/12	* JACKSON STATE	1	9	9.0	1	9
9/8/12	* AUBURN	3	47	15.7	1	17
9/15/12	at Troy					
9/22/12	SOUTH ALABAMA					
10/6/12	at Kentucky					
10/13/12	TENNESSEE					
10/20/12	MIDDLE TENN. ST.					
10/27/12	at Alabama					
11/3/12	TEXAS A&M					
11/10/12	at LSU					
11/17/12	ARKANSAS					
11/24/12	at Ole Miss					

BUMPHIS' 2012 GAME-BY-GAME PUNT RETURN STATS

DATE	OPPONENT	NO.	YARDS	TD	LONG
9/1/12	* JACKSON STATE	1	-2	0	-2
9/8/12	* AUBURN	0	0	0	-
9/15/12	at Troy				
9/22/12	SOUTH ALABAMA				
10/6/12	at Kentucky				
10/13/12	TENNESSEE				
10/20/12	MIDDLE TENN. ST.				
10/27/12	at Alabama				
11/3/12	TEXAS A&M				
11/10/12	at LSU				
11/17/12	ARKANSAS				
11/24/12	at Ole Miss				

BUMPHIS' 2012 GAME-BY-GAME RUSHING STATS

DATE	OPPONENT	NO.	GAIN	LOSS	NET	AVG.	TD	LONG
9/1/12	* JACKSON STATE	0	0	0	0	0.0	0	-
9/8/12	* AUBURN	1	0	0	0	0.0	0	0
9/15/12	at Troy							
9/22/12	SOUTH ALABAMA							
10/6/12	at Kentucky							
10/13/12	TENNESSEE							
10/20/12	MIDDLE TENN. ST.							
10/27/12	at Alabama							
11/3/12	TEXAS A&M							
11/10/12	at LSU							
11/17/12	ARKANSAS							
11/24/12	at Ole Miss							



#37 Taveze Calhoun
Redshirt Freshman • DB
6-1 • 180
Morton, Miss. (Morton)



CALHOUN'S CAREER HIGHS

Total Tackles – 3, (2x) last vs. Auburn (9-8-12)

Assisted Tackles – 2, vs. Auburn (9-8-12)

Solo Tackles – 3, vs. Jackson State (9-1-12)

CALHOUN'S 2012 SEASON HIGHS

Total Tackles – 3, (2x) last vs. Auburn (9-8-12)

Assisted Tackles – 2, vs. Auburn (9-8-12)

Solo Tackles – 3, vs. Jackson State (9-1-12)

CALHOUN'S CAREER STATS

YEAR	G/GS	TT	UT	AT	TFL-YDS	SCK-YDS	FF/FR	PBU	INT-YD
2012	2/0	6	4	2	0.0-0	0.0-0	0/0	0	0-0
TOTALS	2/0	6	4	2	0.0-0	0.0-0	0/0	0	0-0

CALHOUN'S 2012 GAME-BY-GAME STATS

DATE	OPPONENT	TT	UT	AT	TFL-YDS	SCK-YDS	FF/FR	PBU	INT-Y
9/1/12	JACKSON STATE	3	3	0	0.0-0	0.0-0	0/0	0	0-0
9/8/12	AUBURN	3	1	2	0.0-0	0.0-0	0/0	0	0-0
9/15/12	at Troy								
9/22/12	SOUTH ALABAMA								
10/6/12	at Kentucky								
10/13/12	TENNESSEE								
10/20/12	MIDDLE TENN. ST.								
10/27/12	at Alabama								
11/3/12	TEXAS A&M								
11/10/12	at LSU								
11/17/12	ARKANSAS								
11/24/12	at Ole Mis								



#74 Dewayne Cherrington
Senior • DL
6-3 • 335
Gwinnett, Ga. (Holmes [Miss.] CC)



CHERRINGTON'S CAREER HIGHS

Total Tackles – 4, vs. UT Martin (11-5-12)

Assisted Tackles – 3, vs. UT Martin (11-5-12)

Solo Tackles – 2, at Memphis (9-1-11)

Tackles For Loss – 1.5, vs. UT Martin (11-5-12)

CHERRINGTON'S 2012 SEASON HIGHS

Total Tackles – 1, vs. Jackson State (9-1-12)

Assisted Tackles – 1, vs. Jackson State (9-1-12)

CHERRINGTON'S CAREER STATS

YEAR	G/GS	TT	UT	AT	TFL-YDS	SCK-YDS	FF/FR	PBU	INT-YD
2011	8/0	12	5	7	2.5-2	0.0-0	0/0	0	0-0
2012	2/0	1	0	1	0.0-0	0.0-0	0/0	0	0-0
TOTALS	10/0	13	5	8	2.5-2	0.0-0	0/0	0	0-0

CHERRINGTON'S 2012 GAME-BY-GAME STATS

DATE	OPPONENT	TT	UT	AT	TFL-YDS	SCK-YDS	FF/FR	PBU	INT-Y
9/1/12	JACKSON STATE	1	0	1	0.0-0	0.0-0	0/0	0	0-0
9/8/12	AUBURN	0	0	0	0.0-0	0.0-0	0/0	0	0-0
9/15/12	at Troy								
9/22/12	SOUTH ALABAMA								
10/6/12	at Kentucky								
10/13/12	TENNESSEE								
10/20/12	MIDDLE TENN. ST.								
10/27/12	at Alabama								
11/3/12	TEXAS A&M								
11/10/12	at LSU								
11/17/12	ARKANSAS								
11/24/12	at Ole Miss								



#19 Arceto Clark
Senior • WR
5-10 • 180
Verona, Miss. (Shannon)



#40 Brian Egan
Junior • K
5-11 • 210
Prattville, Ala. (Western Illinois)



CLARK'S CAREER HIGHS

Receptions – 5, (2x) last vs. UT Martin (11-5-11)
 Receiving Yards – 96, vs. UT Martin (11-5-11)
 Longest Reception – 37, at Memphis (9-1-11)
 Receiving Touchdowns – 2, vs. UT Martin (11-5-11)

CLARK'S 2012 SEASON HIGHS

Receptions – 3, vs. Jackson State (9-1-12)
 Receiving Yards – 35, vs. Jackson State (9-1-12)
 Longest Reception – 20, vs. Auburn (9-8-12)

CLARK'S CAREER RECEIVING STATS

YEAR	G/GS	NO.	YDS	AVG.	TD	LP/OPPONENT
2008	5/0	3	11	3.7	0	10 / Kentucky
2010	13/12	25	362	14.5	3	33 / 2X
2011	13/13	30	442	14.7	4	37 / Memphis
2012	2/2	4	55	13.8	0	20 / Auburn
TOTALS	33/27	62	870	14.0	7	37 / MEMPHIS

CLARK'S 2012 GAME-BY-GAME RECEIVING STATS

DATE	OPPONENT	REC	YARDS	AVG	TD	LONG
9/1/12	* JACKSON STATE	3	35	11.7	0	16
9/8/12	* AUBURN	1	20	20.0	0	20
9/15/12	at Troy					
9/22/12	SOUTH ALABAMA					
10/6/12	at Kentucky					
10/13/12	TENNESSEE					
10/20/12	MIDDLE TENN. ST.					
10/27/12	at Alabama					
11/3/12	TEXAS A&M					
11/10/12	at LSU					
11/17/12	ARKANSAS					
11/24/12	at Ole Miss					

EGAN'S CAREER HIGHS

Field Goals Attempted – 1, vs. Alabama (11-12-11)
 Touchbacks - 2, vs. Jackson State (9-1-12)

EGAN'S 2012 SEASON HIGHS

Touchbacks - 2, vs. Jackson State (9-1-12)

EGAN'S CAREER STATS

YEAR	G/GS	PAT/ATT	PCT.	FG/ATT	PCT.	PTS	LONG/OPP
2011	13/0	3/3	1.000	0/1	.000	3	- / -
2012	1/0	0/0	0.0	0/0	.000	0	- / -
TOTALS	14/0	3/3	1.000	0/1	.000	3	- / -

EGAN'S CAREER FIELD GOAL BREAKDOWN

YEAR	1-19	20-29	30-39	40-49	50+	LG	BLK
2011	0-0	0-1	0-0	0-0	0-0	0	0
2012	0-0	0-0	0-0	0-0	0-0	0	0
TOTAL	0-0	0-1	0-0	0-0	0-0	0	0

EGAN'S 2012 TOUCHBACKS BREAKDOWN

DATE	OPPONENT	TOUCHBACKS
9/1/12	JACKSON STATE	2
9/8/12	AUBURN	0
9/15/12	at Troy	
9/22/12	SOUTH ALABAMA	
10/6/12	at Kentucky	
10/13/12	TENNESSEE	
10/20/12	MIDDLE TENN. ST.	
10/27/12	at Alabama	
11/3/12	TEXAS A&M	
11/10/12	at LSU	
11/17/12	ARKANSAS	
11/24/12	at Ole Miss	



#40 Brian Egan
Junior • K
5-11 • 210
Prattville, Ala. (Western Illinois)



#54 Quay Evans
Freshman • DL
6-3 • 300
Morton, Miss. (Morton)



EGAN'S 2012 FIELD GOAL BREAKDOWN

DATE	OPPONENT	PAT/ATT	PCT.	FG/ATT	PCT.	PTS	LG
9/1/12	JACKSON STATE	0/0	.000	0/0	.000	0	-
9/8/12	AUBURN	0/0	.000	0/0	.000	0	-
9/15/12	at Troy						
9/22/12	SOUTH ALABAMA						
10/6/12	at Kentucky						
10/13/12	TENNESSEE						
10/20/12	MIDDLE TENN. ST.						
10/27/12	at Alabama						
11/3/12	TEXAS A&M						
11/10/12	at LSU						
11/17/12	ARKANSAS						
11/24/12	at Ole Miss						

EGAN'S 2012 FIELD GOAL BREAKDOWN

DATE	OPPONENT	1-19	20-29	30-39	40-49	50+	LG	BLK
9/1/12	JACKSON STATE							
9/8/12	AUBURN							
9/15/12	at Troy							
9/22/12	SOUTH ALABAMA							
10/6/12	at Kentucky							
10/13/12	TENNESSEE							
10/20/12	MIDDLE TENN. ST.							
10/27/12	at Alabama							
11/3/12	TEXAS A&M							
11/10/12	at LSU							
11/17/12	ARKANSAS							
11/24/12	at Ole Miss							

EVANS' CAREER HIGHS

Total Tackles – 3, vs. Jackson State (9-1-12)
 Assisted Tackles – 1, vs. Jackson State (9-1-12)
 Solo Tackles – 2, vs. Jackson State (9-1-12)
 Forced Fumble - 1, vs. Jackson State (9-1-12)
 Fumble Recovery - 1, vs. Auburn (9-8-12)

EVANS' 2012 SEASON HIGHS

Total Tackles – 3, vs. Jackson State (9-1-12)
 Assisted Tackles – 1, vs. Jackson State (9-1-12)
 Solo Tackles – 2, vs. Jackson State (9-1-12)
 Forced Fumble - 1, vs. Jackson State (9-1-12)
 Fumble Recovery - 1, vs. Auburn (9-8-12)

EVANS' CAREER STATS

YEAR	G/GS	TT	UT	AT	TFL-YDS	SCK-YDS	FF/FR	PBU	INT-YD
2012	2/0	3	2	1	0.0-0	0.0-0	1/1	0	0-0
TOTALS	2/0	3	2	1	0.0-0	0.0-0	1/1	0	0-0

EVANS' 2012 GAME-BY-GAME STATS

DATE	OPPONENT	TT	UT	AT	TFL-YDS	SCK-YDS	FF/FR	PBU	INT-Y
9/1/12	JACKSON STATE	3	2	1	0.0-0	0.0-0	1/0	0	0-0
9/8/12	AUBURN	0	0	0	0.0-0	0.0-0	0/1	0	0-0
9/15/12	at Troy								
9/22/12	SOUTH ALABAMA								
10/6/12	at Kentucky								
10/13/12	TENNESSEE								
10/20/12	MIDDLE TENN. ST.								
10/27/12	at Alabama								
11/3/12	TEXAS A&M								
11/10/12	at LSU								
11/17/12	ARKANSAS								
11/24/12	at Ole Miss								



#92 Kaleb Eulls
Sophomore • DL
6-4 • 280
Yazoo City, Miss. (Yazoo City)



#40 Charlie Grandfield
Senior • K
6-1 • 180
Starkville, Miss. (Fork Union Military)



EULLS' CAREER HIGHS

Total Tackles – 6, vs. Alabama (11-12-11)
 Assisted Tackles – 5, vs. Alabama (11-12-11)
 Solo Tackles – 2, (2x) last vs. Ole Miss (11-26-11)
 Sacks - 1.0, vs. LSU (9-15-11)
 Tackles for Loss - 2.0, vs. LSU (9-15-11)

EULLS' 2012 SEASON HIGHS

Total Tackles –
 Assisted Tackles –
 Solo Tackles –
 Sacks -
 Tackles for Loss -

EULLS' CAREER STATS

YEAR	G/GS	TT	UT	AT	TFL-YDS	SCK-YDS	FF/FR	PBU	INT-YD
2011	13/13	30	8	22	3.0-9	1.0-7	0/0	0	0-0
2012	2/2	0	0	0	0.0-0	0.0-0	0/0	0	0-0
TOTALS	15/15	30	8	22	3.0-9	1.0-7	0/0	0	0-0

EULLS' 2012 GAME-BY-GAME STATS

DATE	OPPONENT	TT	UT	AT	TFL-YDS	SCK-YDS	FF/FR	PBU	INT-Y
9/1/12	* JACKSON STATE	0	0	0	0.0-0	0.0-0	0/0	0	0-0
9/8/12	* AUBURN	0	0	0	0.0-0	0.0-0	0/0	0	0-0
9/15/12	at Troy								
9/22/12	SOUTH ALABAMA								
10/6/12	at Kentucky								
10/13/12	TENNESSEE								
10/20/12	MIDDLE TENN. ST.								
10/27/12	at Alabama								
11/3/12	TEXAS A&M								
11/10/12	at LSU								
11/17/12	ARKANSAS								
11/24/12	at Ole Miss								

GRANDFIELD'S CAREER HIGHS

Extra Points Attempted – 4, vs. Jackson State (9-1-12)
 Extra Points Made – 4, vs. Jackson State (9-1-12)
 Points Scored – 4, vs. Jackson State (9-1-12)

GRANDFIELD'S 2012 SEASON HIGHS

Extra Points Attempted – 4, vs. Jackson State (9-1-12)
 Extra Points Made – 4, vs. Jackson State (9-1-12)
 Points Scored – 4, vs. Jackson State (9-1-12)

GRANDFIELD'S CAREER STATS

YEAR	G/GS	PAT/ATT	PCT.	FG/ATT	PCT.	PTS	LONG/OPP
2012	1/0	4/4	1.000	0/0	.000	4	- / -
TOTALS	1/0	4/4	1.000	0/0	.000	4	- / -

GRANDFIELD'S CAREER FIELD GOAL BREAKDOWN

YEAR	1-19	20-29	30-39	40-49	50+	LG	BLK
2012	0-0	0-0	0-0	0-0	0-0	0	0
TOTAL	0-0	0-0	0-0	0-0	0-0	0	0

GRANDFIELD'S 2012 TOUCHBACKS BREAKDOWN

DATE	OPPONENT	TOUCHBACKS
9/1/12	JACKSON STATE	0
9/8/12	AUBURN	DID NOT PLAY
9/15/12	at Troy	
9/22/12	SOUTH ALABAMA	
10/6/12	at Kentucky	
10/13/12	TENNESSEE	
10/20/12	MIDDLE TENN. ST.	
10/27/12	at Alabama	
11/3/12	TEXAS A&M	
11/10/12	at LSU	
11/17/12	ARKANSAS	
11/24/12	at Ole Miss	



#40 Charlie Grandfield
Senior • K
6-1 • 180
Starkville, Miss. (Fork Union Military)



#32 Marcus Green
Senior • TE
6-1 • 240
Scooba, Miss. (Kemper County)



GRANFIELD'S 2012 FIELD GOAL BREAKDOWN

DATE	OPPONENT	PAT/ATT	PCT.	FG/ATT	PCT.	PTS	LG
9/1/12	JACKSON STATE	4/4	1.000	0/0	.000	4	-
9/8/12	AUBURN			DID NOT PLAY			
9/15/12	at Troy						
9/22/12	SOUTH ALABAMA						
10/6/12	at Kentucky						
10/13/12	TENNESSEE						
10/20/12	MIDDLE TENN. ST.						
10/27/12	at Alabama						
11/3/12	TEXAS A&M						
11/10/12	at LSU						
11/17/12	ARKANSAS						
11/24/12	at Ole Miss						

GRANFIELD'S 2012 FIELD GOAL BREAKDOWN

DATE	OPPONENT	1-19	20-29	30-39	40-49	50+	LG	BLK
9/1/12	JACKSON STATE							
9/8/12	AUBURN				DID NOT PLAY			
9/15/12	at Troy							
9/22/12	SOUTH ALABAMA							
10/6/12	at Kentucky							
10/13/12	TENNESSEE							
10/20/12	MIDDLE TENN. ST.							
10/27/12	at Alabama							
11/3/12	TEXAS A&M							
11/10/12	at LSU							
11/17/12	ARKANSAS							
11/24/12	at Ole Miss							

GREEN'S CAREER HIGHS

Receptions – 5, vs. LSU (9-26-09)
 Receiving Yards – 100, vs. LSU (9-26-09)
 Longest Reception – 50, (3x) last at Kentucky (10-29-11)
 Receiving Touchdowns – 2, vs. Auburn (9-8-12)

GREEN'S 2012 SEASON HIGHS


Receptions – 4, vs. Auburn (9-8-12)
 Receiving Yards – 54, vs. Auburn (9-8-12)
 Longest Reception – 30, vs. Auburn (9-8-12)
 Receiving Touchdowns – 2, vs. Auburn (9-8-12)

GREEN'S CAREER RECEIVING STATS

YEAR	G/GS	NO.	YDS	AVG.	TD	LP/OPPONENT
2008	2/1	1	50	50.0	0	50 / SLU
2009	12/6	27	306	11.3	3	50 / LSU
2010	2/1	3	36	12.0	0	17 / Memphis
2011	13/6	11	188	17.1	1	50 / 2X
2012	2/1	6	85	14.2	3	30 / Auburn
TOTALS	31/15	48	865	13.9	7	50 / 4X

GREEN'S 2012 GAME-BY-GAME RECEIVING STATS

DATE	OPPONENT	REC	YARDS	AVG	TD	LONG
9/1/12	JACKSON STATE	2	31	15.5	1	18
9/8/12	* AUBURN	4	54	13.5	2	30
9/15/12	at Troy					
9/22/12	SOUTH ALABAMA					
10/6/12	at Kentucky					
10/13/12	TENNESSEE					
10/20/12	MIDDLE TENN. ST.					
10/27/12	at Alabama					
11/3/12	TEXAS A&M					
11/10/12	at LSU					
11/17/12	ARKANSAS					
11/24/12	at Ole Miss					



#7 Nick Griffin
Sophomore • RB
6-0 • 225
New Augusta, Miss. (Perry Central)



#99 John Harris
Redshirt Freshman • DL
6-5 • 235
Boynton Beach, Fla. (Boynton Beach Comm.)



GRIFFIN'S CAREER HIGHS

Carries – 10, vs. UT Martin (11-5-11)
 Rushing Yards – 80, vs. UT Martin (11-5-11)
 Rushing Touchdowns – 1, vs. UT Martin (11-5-11)
 Longest Rush – 34, vs. UT Martin (11-5-11)
 Receptions – 1, vs. Alabama (11-12-11)
 Receiving Yards – 8, vs. Alabama (11-12-11)
 Longest Reception – 8, vs. Alabama (11-12-11)
 All-Purpose Yards -- 80, vs. UT Martin (11-5-11)

GRIFFIN'S 2012 SEASON HIGHS

Carries – 5, vs. Jackson State (9-1-12)
 Rushing Yards – 22, vs. Auburn (9-8-12)
 Longest Rush – 22, vs. Auburn (9-8-12)

GRIFFIN'S CAREER RUSHING STATS

YEAR	G/GS	NO.	YDS	AVG.	TD	LP/OPPONENT
2011	5/0	16	108	6.8	1	34 / UT-Martin
2012	2/0	7	33	4.9	0	22 / Auburn
TOTALS	7/0	23	142	6.2	1	34 / UT-MARTIN

GRIFFIN'S 2012 GAME-BY-GAME RUSHING STATS

DATE	OPPONENT	NO.	GAIN	LOSS	NET	AVG.	TD	LONG
9/1/12	JACKSON STATE	5	12	0	12	2.4	0	5
9/8/12	AUBURN	2	22	1	21	10.5	0	22
9/15/12	at Troy							
9/22/12	SOUTH ALABAMA							
10/6/12	at Kentucky							
10/13/12	TENNESSEE							
10/20/12	MIDDLE TENN. ST.							
10/27/12	at Alabama							
11/3/12	TEXAS A&M							
11/10/12	at LSU							
11/17/12	ARKANSAS							
11/24/12	at Ole Miss							

HARRIS' CAREER HIGHS

Total Tackles – 1, vs. Jackson State (9-1-12)
 Assisted Tackles – 1, vs. Jackson State (9-1-12)

HARRIS' 2012 SEASON HIGHS

Total Tackles – 1, vs. Jackson State (9-1-12)
 Assisted Tackles – 1, vs. Jackson State (9-1-12)

HARRIS' CAREER STATS


YEAR	G/GS	TT	UT	AT	TFL-YDS	SCK-YDS	FF/FR	PBU	INT-YD
2012	1/0	1	0	1	0.0-0	0.0-0	0/0	0	0-0
TOTALS	1/0	1	0	1	0.0-0	0.0-0	0/0	0	0-0

HARRIS' 2012 GAME-BY-GAME STATS

DATE	OPPONENT	TT	UT	AT	TFL-YDS	SCK-YDS	FF/FR	PBU	INT-Y
9/1/12	JACKSON STATE	1	0	1	0.0-0	0.0-0	0/0	0	0-0
9/8/12	AUBURN				DID NOT PLAY				
9/15/12	at Troy								
9/22/12	SOUTH ALABAMA								
10/6/12	at Kentucky								
10/13/12	TENNESSEE								
10/20/12	MIDDLE TENN. ST.								
10/27/12	at Alabama								
11/3/12	TEXAS A&M								
11/10/12	at LSU								
11/17/12	ARKANSAS								
11/24/12	at Ole Miss								



#56 Corvell Harrison-Gay
Junior • DL
6-3 • 270
Laurel, Miss. (Northeast Jones)



#3 Brandon Heavens
Senior • WR
5-10 • 175
Bessemer, Ala. (Jess Lanier)



HARRISON-GAY'S CAREER HIGHS

Total Tackles – 3, at Memphis (9-1-11)
 Assisted Tackles – 2, at Memphis (9-1-11)
 Solo Tackles – 1, at Memphis (9-1-11)

HARRISON-GAY'S 2012 SEASON HIGHS

Total Tackles – 1, vs. Jackson State (9-1-12)
 Assisted Tackles – 1, vs. Jackson State (9-1-12)

HARRISON-GAY'S CAREER STATS

YEAR	G/GS	TT	UT	AT	TFL-YDS	SCK-YDS	FF/FR	PBU	INT-YD
2011	1/0	3	1	2	0.0-0	0.0-0	0/0	0	0-0
2012	1/0	1	0	1	0.0-0	0.0-0	0/0	0	0-0
TOTALS	1/0	4	1	3	0.0-0	0.0-0	0/0	0	0-0

HARRISON-GAY'S 2012 GAME-BY-GAME STATS

DATE	OPPONENT	TT	UT	AT	TFL-YDS	SCK-YDS	FF/FR	PBU	INT-Y
9/1/12	JACKSON STATE	1	0	1	0.0-0	0.0-0	0/0	0	0-0
9/8/12	AUBURN	DID NOT PLAY							
9/15/12	at Troy								
9/22/12	SOUTH ALABAMA								
10/6/12	at Kentucky								
10/13/12	TENNESSEE								
10/20/12	MIDDLE TENN. ST.								
10/27/12	at Alabama								
11/3/12	TEXAS A&M								
11/10/12	at LSU								
11/17/12	ARKANSAS								
11/24/12	at Ole Miss								

HEAVENS' CAREER HIGHS

Receptions – 5, vs. Memphis (9-4-10)
 Receiving Yards – 112, vs. Memphis (9-4-10)
 Longest Reception – 40, vs. UAB (10-23-10)
 Receiving Touchdowns – 2, vs. Memphis (9-4-10)
 Rushes – 3, vs. Vanderbilt (9-19-10)
 Rushing Yards – 14, vs. Jackson State (9-5-09)

HEAVENS' 2012 SEASON HIGHS

Receptions –
 Receiving Yards –
 Longest Reception –
 Receiving Touchdowns -

HEAVENS' CAREER RECEIVING STATS

YEAR	G/GS	NO.	YDS	AVG.	TD	LP/OPPONENT
2009	12/1	7	36	5.1	0	14 / Houston
2010	13/3	22	316	14.4	2	40/UAB
2011	13/0	10	114	11.4	1	25 / Memphis
2012	2/0	0	0	0.0	0	- / -
TOTALS	39/4	39	466	10.3	3	40 / UAB

HEAVENS' 2012 GAME-BY-GAME RECEIVING STATS

DATE	OPPONENT	REC	YARDS	AVG	TD	LONG
9/1/12	JACKSON STATE	0	0	0	0	-
9/8/12	AUBURN	0	0	0	0	-
9/15/12	at Troy					
9/22/12	SOUTH ALABAMA					
10/6/12	at Kentucky					
10/13/12	TENNESSEE					
10/20/12	MIDDLE TENN. ST.					
10/27/12	at Alabama					
11/3/12	TEXAS A&M					
11/10/12	at LSU					
11/17/12	ARKANSAS					
11/24/12	at Ole Miss					



#18 Brandon Hill
Sophomore • TE
6-2 • 235
Columbus, Miss. (West Lowndes)



#44 Christian Holmes
Sophomore • LB
6-1 • 225
Puckett, Miss. (Puckett)



HILL'S CAREER HIGHS

Receptions – 2, vs. Jackson State (9-1-12)
 Receiving Yards – 27, vs. Jackson State (9-1-12)
 Longest Reception – 19, vs. Jackson State (9-1-12)

HILL'S 2012 SEASON HIGHS

Receptions – 2, vs. Jackson State (9-1-12)
 Receiving Yards – 27, vs. Jackson State (9-1-12)
 Longest Reception – 19, vs. Jackson State (9-1-12)

HILL'S CAREER RECEIVING STATS

YEAR	G/GS	NO.	YDS	AVG.	TD	LP/OPPONENT
2011	13/0	1	3	3.0	0	3 / Auburn
2012	2/0	3	33	11.0	0	19 / Jackson State
TOTALS	15/0	4	36	9.0	0	19 / JACKSON STATE

HILL'S 2012 GAME-BY-GAME RECEIVING STATS

DATE	OPPONENT	REC	YARDS	AVG	TD	LONG
9/1/12	JACKSON STATE	2	27	13.5	0	19
9/8/12	AUBURN	1	6	6.0	0	6
9/15/12	at Troy					
9/22/12	SOUTH ALABAMA					
10/6/12	at Kentucky					
10/13/12	TENNESSEE					
10/20/12	MIDDLE TENN. ST.					
10/27/12	at Alabama					
11/3/12	TEXAS A&M					
11/10/12	at LSU					
11/17/12	ARKANSAS					
11/24/12	at Ole Miss					

HOLMES' CAREER HIGHS

Total Tackles – 6, (2x) last at Arkansas (11-19-11)
 Assisted Tackles – 5, at Arkansas (11-19-11)
 Solo Tackles – 2, (2x) last vs. Ole Miss (11-26-11)

HOLMES' 2012 SEASON HIGHS


Total Tackles – 2, vs. Auburn (9-8-12)
 Assisted Tackles – 2, vs. Auburn (9-8-12)

HOLMES' CAREER STATS


YEAR	G/GS	TT	UT	AT	TFL-YDS	SCK-YDS	FF/FR	PBU	INT-YD
2011	13/0	18	8	10	0.0-0	0.0-0	0/0	0	0-0
2012	2/0	3	0	3	0.0-0	0.0-0	0/0	0	0-0
TOTALS	16/0	21	8	13	0.0-0	0.0-0	0/0	0	0-0

HOLMES' 2012 GAME-BY-GAME STATS

DATE	OPPONENT	TT	UT	AT	TFL-YDS	SCK-YDS	FF/FR	PB	INT-Y
9/1/12	JACKSON STATE	1	0	1	0.0-0	0.0-0	0/0	0	0-0
9/8/12	AUBURN	2	0	2	0.0-0	0.0-0	0/0	0	0-0
9/15/12	at Troy								
9/22/12	SOUTH ALABAMA								
10/6/12	at Kentucky								
10/13/12	TENNESSEE								
10/20/12	MIDDLE TENN. ST.								
10/27/12	at Alabama								
11/3/12	TEXAS A&M								
11/10/12	at LSU								
11/17/12	ARKANSAS								
11/24/12	at Ole Miss								



#12 Chris Hughes
Junior • LB
6-1 • 225
Mobile, Ala. (Davidson)



#30 Jay Hughes
Sophomore • DB
5-11 • 190
Hattiesburg, Miss. (Oak Grove)



HUGHES' CAREER HIGHS

Total Tackles – 5, vs. Jackson State (9-1-12)
 Assisted Tackles – 3, vs. Jackson State (9-1-12)
 Solo Tackles – 2, (3x) last vs. Jackson State (9-1-12)
 Tackles For Loss – 1.0, (2x) last vs. Jackson State (9-1-12)
 Forced Fumble - 1, at Alabama (11-13-10)
 Fumble Recovery - 1, (2x) last vs. Jackson State (9-1-12)

HUGHES' 2012 SEASON HIGHS

Total Tackles – 5, vs. Jackson State (9-1-12)
 Assisted Tackles – 3, vs. Jackson State (9-1-12)
 Solo Tackles – 2, vs. Jackson State (9-1-12)
 Tackles For Loss – 1.0, vs. Jackson State (9-1-12)
 Fumble Recovery – 1, vs. Jackson State (9-1-12)

HUGHES' CAREER STATS

YEAR	G/GS	TT	UT	AT	TFL-YDS	SCK-YDS	FF/FR	PBU	INT-YD
2010	11/0	13	8	5	1.0-1	0.0-0	1/0	0	0-0
2011	5/0	1	1	0	0.0/0	0.0-0	0/1	0	0-0
2012	2/0	6	2	4	1.0/3	0.0-0	0/1	0	0-0
TOTALS	18/0	20	11	9	2.0-4	0.0-0	1/2	0	0-0

HUGHES' 2012 GAME-BY-GAME STATS

DATE	OPPONENT	TT	UT	AT	TFL-YDS	SCK-YDS	FF/FR	PB	INT-Y
9/1/12	JACKSON STATE	5	2	3	1.0-3	0.0-0	0/1	0	0-0
9/8/12	AUBURN	1	0	1	0.0-0	0.0-0	0/0	0	0-0
9/15/12	at Troy								
9/22/12	SOUTH ALABAMA								
10/6/12	at Kentucky								
10/13/12	TENNESSEE								
10/20/12	MIDDLE TENN. ST.								
10/27/12	at Alabama								
11/3/12	TEXAS A&M								
11/10/12	at LSU								
11/17/12	ARKANSAS								
11/24/12	at Ole Miss								

HUGHES' CAREER HIGHS

Total Tackles – 4, vs. UT Martin (11-5-11)
 Assisted Tackles – 1, (2x) last vs. La. Tech (9-24-11)
 Solo Tackles – 4, vs. UT Martin (11-5-11)
 Pass Breakups - 1, vs. UT Martin (11-5-11)

HUGHES' 2012 SEASON HIGHS


Total Tackles –
 Assisted Tackles –
 Solo Tackles –
 Pass Breakups –

HUGHES' CAREER STATS

YEAR	G/GS	TT	UT	AT	TFL-YDS	SCK-YDS	FF/FR	PBU	INT-YD
2011	13/0	11	9	2	0.0-0	0.0-0	0/0	1	0-0
2012	2/0	0	0	0	0.0-0	0.0-0	0/0	0	0-0
TOTALS	15/0	11	9	2	0.0-0	0.0-0	0/0	1	0-0

HUGHES' 2012 GAME-BY-GAME STATS

DATE	OPPONENT	TT	UT	AT	TFL-YDS	SCK-YDS	FF/FR	PB	INT-Y
9/1/12	JACKSON STATE	0	0	0	0.0-0	0.0-0	0/0	0	0-0
9/8/12	AUBURN	0	0	0	0.0-0	0.0-0	0/0	0	0-0
9/15/12	at Troy								
9/22/12	SOUTH ALABAMA								
10/6/12	at Kentucky								
10/13/12	TENNESSEE								
10/20/12	MIDDLE TENN. ST.								
10/27/12	at Alabama								
11/3/12	TEXAS A&M								
11/10/12	at LSU								
11/17/12	ARKANSAS								
11/24/12	at Ole Miss								



#45 Zachary Jackson
Redshirt Freshman • LB
6-1 • 210
Heidelberg, Miss. (Heidelberg)



#88 Nick James
Freshman • DL
6-4 • 330
Long Beach, Miss. (Long Beach)



JACKSON'S CAREER HIGHS

Total Tackles – 1, vs. Auburn (9-8-12)

Solo Tackles – 1, vs. Auburn (9-8-12)

JACKSON'S 2012 SEASON HIGHS

Total Tackles – 1, vs. Auburn (9-8-12)

Solo Tackles – 1, vs. Auburn (9-8-12)

JACKSON'S CAREER STATS

YEAR	G/GS	TT	UT	AT	TFL-YDS	SCK-YDS	FF/FR	PBU	INT-YD
2012	2/0	1	1	0	0.0-0	0.0-0	0/0	0	0-0
TOTALS	2/0	1	1	0	0.0-0	0.0-0	0/0	0	0-0

JACKSON'S 2012 GAME-BY-GAME STATS

DATE	OPPONENT	TT	UT	AT	TFL-YDS	SCK-YDS	FF/FR	PB	INT-Y
9/1/12	JACKSON STATE	0	0	0	0.0-0	0.0-0	0/0	0	0-0
9/8/12	AUBURN	1	1	0	0.0-0	0.0-0	0/0	0	0-0
9/15/12	at Troy								
9/22/12	SOUTH ALABAMA								
10/6/12	at Kentucky								
10/13/12	TENNESSEE								
10/20/12	MIDDLE TENN. ST.								
10/27/12	at Alabama								
11/3/12	TEXAS A&M								
11/10/12	at LSU								
11/17/12	ARKANSAS								
11/24/12	at Ole Miss								

JAMES' CAREER HIGHS

Total Tackles –

Assisted Tackles –

Solo Tackles –

JAMES' 2012 SEASON HIGHS

Total Tackles –

Assisted Tackles –

Solo Tackles –

JAMES' CAREER STATS


YEAR	G/GS	TT	UT	AT	TFL-YDS	SCK-YDS	FF/FR	PBU	INT-YD
2012	2/0	0	0	0	0.0-0	0.0-0	0/0	0	0-0
TOTALS	2/0	0	0	0	0.0-0	0.0-0	0/0	0	0-0

JAMES' 2012 GAME-BY-GAME STATS

DATE	OPPONENT	TT	UT	AT	TFL-YDS	SCK-YDS	FF/FR	PBU	INT-Y
9/1/12	JACKSON STATE	0	0	0	0.0-0	0.0-0	0/0	0	0-0
9/8/12	AUBURN	0	0	0	0.0-0	0.0-0	0/0	0	0-0
9/15/12	at Troy								
9/22/12	SOUTH ALABAMA								
10/6/12	at Kentucky								
10/13/12	TENNESSEE								
10/20/12	MIDDLE TENN. ST.								
10/27/12	at Alabama								
11/3/12	TEXAS A&M								
11/10/12	at LSU								
11/17/12	ARKANSAS								
11/24/12	at Ole Miss								



#14 Cedric Jiles
Freshman • DB
5-10 • 170
Clinton, Miss. (Clinton)



#6 Malcolm Johnson
Sophomore • TE
6-2 • 230
Tuscaloosa, Ala. (Northridge)



JILES' CAREER HIGHS

Total Tackles – 3, vs. Jackson State (9-1-12)
 Assisted Tackles – 1, vs. Jackson State (9-1-12)
 Solo Tackles – 2, vs. Jackson State (9-1-12)
 Pass Breakups - 1, vs. Jackson State (9-1-12)

JILES' 2012 SEASON HIGHS

Total Tackles – 3, vs. Jackson State (9-1-12)
 Assisted Tackles – 1, vs. Jackson State (9-1-12)
 Solo Tackles – 2, vs. Jackson State (9-1-12)
 Pass Breakups - 1, vs. Jackson State (9-1-12)

JILES' CAREER STATS

YEAR	G/GS	TT	UT	AT	TFL-YDS	SCK-YDS	FF/FR	PBU	INT-YD
2012	2/0	4	3	1	0.0-0	0.0-0	0/0	1	0-0
TOTALS	2/0	4	3	1	0.0-0	0.0-0	0/0	1	0-0

JILES' 2012 GAME-BY-GAME STATS

DATE	OPPONENT	TT	UT	AT	TFL-YDS	SCK-YDS	FF/FR	PBU	INT-Y
9/1/12	JACKSON STATE	3	2	1	0.0-0	0.0-0	0/0	1	0-0
9/8/12	AUBURN	1	1	0	0.0-0	0.0-0	0/0	0	0-0
9/15/12	at Troy								
9/22/12	SOUTH ALABAMA								
10/6/12	at Kentucky								
10/13/12	TENNESSEE								
10/20/12	MIDDLE TENN. ST.								
10/27/12	at Alabama								
11/3/12	TEXAS A&M								
11/10/12	at LSU								
11/17/12	ARKANSAS								
11/24/12	at Ole Miss								

JOHNSON'S CAREER HIGHS

Receptions – 3, at Kentucky (10-29-11)
 Receiving Yards – 51, vs. South Carolina (10-15-11)
 Longest Reception – 37, vs. Wake Forest (12-30-11)
 Receiving Touchdowns - 1, (3x) last at Arkansas (11-19-11)

JOHNSON'S 2012 SEASON HIGHS

Receptions –
 Receiving Yards –
 Longest Reception –
 Receiving Touchdowns -

JOHNSON'S CAREER RECEIVING STATS

YEAR	G/GS	NO.	YDS	AVG.	TD	LP/OPPONENT
2011	11/1	11	206	18.7	3	37 / Wake Forest
2012	0/0	0	0	0.0	0	- / -
TOTALS	11/1	11	206	18.7	3	37 / WAKE FOREST

JOHNSON' 2012 GAME-BY-GAME RECEIVING STATS

DATE	OPPONENT	REC	YARDS	AVG	TD	LONG
9/1/12	JACKSON STATE			DID NOT PLAY		
9/8/12	AUBURN			DID NOT PLAY		
9/15/12	at Troy					
9/22/12	SOUTH ALABAMA					
10/6/12	at Kentucky					
10/13/12	TENNESSEE					
10/20/12	MIDDLE TENN. ST.					
10/27/12	at Alabama					
11/3/12	TEXAS A&M					
11/10/12	at LSU					
11/17/12	ARKANSAS					
11/24/12	at Ole Miss					



#81 Robert Johnson
Sophomore • WR
6-1 • 220
Hattiesburg, Miss. (Oak Grove)



#60 Devin Jones
Senior • DL
6-1 • 260
Olive Branch, Miss. (Desoto Central)



JOHNSON'S CAREER HIGHS

Receptions – 3, at Arkansas (11-19-11)
 Receiving Yards – 22, at Arkansas (11-19-11)
 Longest Reception – 20, vs. UT Martin (11-5-11)
 Rushes – 1, (2x) last vs. UT Martin (11-5-11)
 Rushing Yards – 7, vs. UT Martin (11-5-11)

JOHNSON'S 2012 SEASON HIGHS

Receptions – 1, (2x) last vs. Auburn (9-8-12)
 Receiving Yards – 8, vs. Auburn (9-8-12)
 Longest Reception – 8, vs. Auburn (9-8-12)

JOHNSON'S CAREER RECEIVING STATS

YEAR	G/GS	NO.	YDS	AVG.	TD	LP/OPPONENT
2011	7/0	4	42	10.5	0	20 / UT Martin
2012	2/0	2	15	7.5	0	8 / Auburn
TOTALS	9/0	6	57	9.5	3	20 / UT MARTIN

JOHNSON'S 2012 GAME-BY-GAME RECEIVING STATS

DATE	OPPONENT	REC	YARDS	AVG	TD	LONG
9/1/12	JACKSON STATE	1	7	7.0	0	7
9/8/12	AUBURN	1	8	8.0	0	8
9/15/12	at Troy					
9/22/12	SOUTH ALABAMA					
10/6/12	at Kentucky					
10/13/12	TENNESSEE					
10/20/12	MIDDLE TENN. ST.					
10/27/12	at Alabama					
11/3/12	TEXAS A&M					
11/10/12	at LSU					
11/17/12	ARKANSAS					
11/24/12	at Ole Miss					

JONES' CAREER HIGHS

Total Tackles – 4, (2x) last vs. Kentucky (10-30-10)
 Assisted Tackles – 3, (3x) last vs. UT Martin (11-5-11)
 Solo Tackles – 2, (4x) last vs. Auburn (9-8-12)
 Tackles For Loss – 2.0, vs. Auburn (9-8-12)
 Sacks – 1.5, at Kentucky (10-31-09)
 Forced Fumble - 1, at Memphis (9-1-11)

JONES' 2012 SEASON HIGHS

Total Tackles – 3, vs. Auburn (9-8-12)
 Assisted Tackles – 1, vs. Auburn (9-8-12)
 Solo Tackles – 2, vs. Auburn (9-8-12)
 Tackles For Loss - 2.0, vs. Auburn (9-8-12)

JONES' CAREER STATS


YEAR	G/GS	TT	UT	AT	TFL-YDS	SCK-YDS	FF/FR	PBU	INT-YD
2009	12/0	14	6	8	3.5-15	2.5-11	0/0	0	0-0
2010	13/1	14	6	8	3.0-10	1.0-6	0/0	0	0-0
2011	12/1	10	3	7	1.5-2	0.0-0	1/0	0	0-0
2012	2/0	3	2	1	2.0-2	0.0-0	0/0	0	0-0
TOTALS	39/2	41	17	24	10.0-29	3.5-17	1/0	0	0-0

JONES' 2012 GAME-BY-GAME STATS

DATE	OPPONENT	TT	UT	AT	TFL-YDS	SCK-YDS	FF/FR	PB	INT-Y
9/1/12	JACKSON STATE	0	0	0	0.0-0	0.0-0	0/0	0	0-0
9/8/12	AUBURN	3	2	1	2.0-2	0.0-0	0/0	0	0-0
9/15/12	at Troy								
9/22/12	SOUTH ALABAMA								
10/6/12	at Kentucky								
10/13/12	TENNESSEE								
10/20/12	MIDDLE TENN. ST.								
10/27/12	at Alabama								
11/3/12	TEXAS A&M								
11/10/12	at LSU								
11/17/12	ARKANSAS								
11/24/12	at Ole Miss								



#93 P.J. Jones
Sophomore • DL
6-3 • 280
Tupelo, Miss. (Tupelo)



#10 Cameron Lawrence
Senior • LB
6-3 • 230
Coldwater, Miss. (Magnolia Heights)



JONES' CAREER HIGHS

Total Tackles – 4, at Memphis (9-1-11)
 Assisted Tackles – 3, (2x) last vs. UT-Martin (11-5-11)
 Solo Tackles - 1, (2x) last vs. Alabama (11-12-11)
 Fumble Recoveries -- 1, at Memphis (9-1-11)
 Pass Breakups -- 1, at Memphis (9-1-11)

JONES' 2012 SEASON HIGHS

Total Tackles –
 Assisted Tackles –
 Solo Tackles -
 Tackles For Loss -

JONES' CAREER STATS

YEAR	G/GS	TT	UT	AT	TFL-YDS	SCK-YDS	FF/FR	PBU	INT-YD
2011	12/1	9	2	7	0.0-0	0.0-0	0/1	1	0-0
2012	0/0	0	0	0	0.0-0	0.0-0	0/0	0	0-0
TOTALS	12/1	9	2	7	0.0-0	0.0-0	0/1	1	0-0

JONES' 2012 GAME-BY-GAME STATS

DATE	OPPONENT	TT	UT	AT	TFL-YDS	SCK-YDS	FF/FR	PB	INT-Y
9/1/12	JACKSON STATE				DID NOT PLAY				
9/8/12	AUBURN				DID NOT PLAY				
9/15/12	at Troy								
9/22/12	SOUTH ALABAMA								
10/6/12	at Kentucky								
10/13/12	TENNESSEE								
10/20/12	MIDDLE TENN. ST.								
10/27/12	at Alabama								
11/3/12	TEXAS A&M								
11/10/12	at LSU								
11/17/12	ARKANSAS								
11/24/12	at Ole Miss								

LAWRENCE'S CAREER HIGHS

Total Tackles – 14, (2x) last vs. Ole Miss (11-26-11)
 Assisted Tackles – 12, vs. Alabama (11-12-11)
 Solo Tackles – 12, at Auburn (9-10-11)
 Tackles For Loss – 3.5, at Auburn (9-10-11)
 Sacks – 1.0, (4x) last vs. Auburn (9-8-12)
 Pass Breakups - 2, vs. LSU (9-15-11)
 Interceptions - 1, (2x) last vs. Alabama (11-12-11)
 Long INT Return - 31, vs. Alabama (11-12-11)

LAWRENCE'S 2012 SEASON HIGHS

Total Tackles – 10, vs. Auburn (9-8-12)
 Assisted Tackles – 4, vs. Auburn (9-8-12)
 Solo Tackles – 6, vs. Auburn (9-8-12)
 Tackles For Loss – 1.5, vs. Auburn (9-8-12)
 Sacks - 1.0, vs. Auburn (9-8-12)
 Pass Breakups - 1, vs. Auburn (9-8-12)

LAWRENCE'S CAREER STATS

YEAR	G/GS	TT	UT	AT	TFL-YDS	SCK-YDS	FF/FR	PBU	INT-YD
2009	12/0	14	5	9	0.0-0	0.0-0	0/0	0	0-0
2010	11/0	34	20	14	2.0-5	1.0-2	1/0	0	0-0
2011	13/10	123	50	73	6.0-25	2.0-17	2/1	5	2-37
2012	2/2	13	6	7	1.5-8	1.0-6	0/0	1	0-0
TOTALS	38/12	184	81	103	9.5-38	4.0-25	3/1	6	2-37

LAWRENCE'S 2012 GAME-BY-GAME STATS

DATE	OPPONENT	TT	UT	AT	TFL-YDS	SCK-YDS	FF/FR	PB	INT-Y
9/1/12	* JACKSON STATE	3	0	3	0.0-0	0.0-0	0/0	0	0-0
9/8/12	* AUBURN	10	6	4	1.5-8	1.0-6	0/0	1	0-0
9/15/12	at Troy								
9/22/12	SOUTH ALABAMA								
10/6/12	at Kentucky								
10/13/12	TENNESSEE								
10/20/12	MIDDLE TENN. ST.								
10/27/12	at Alabama								
11/3/12	TEXAS A&M								
11/10/12	at LSU								
11/17/12	ARKANSAS								
11/24/12	at Ole Miss								



#4 Jameon Lewis
Sophomore • WR
5-9 • 185
Tylertown, Miss. (Tylertown)



LEWIS' CAREER HIGHS

Receptions – 4, at Memphis (9-1-11)
Receiving Yards – 113, at Memphis (9-1-11)
Receiving Touchdowns – 1, at Memphis (9-1-11)
Rushes – 3, (2x) last vs. UT Martin (11-5-11)
Rushing Yards – 32, vs. LA Tech (9-24-11)
Rushing Touchdowns – 1, at Memphis (9-1-11)
Kick Returns – 3, (2x) last vs. Wake Forest (12-30-11)
Kick Return Yards – 93, vs. Wake Forest (12-30-11)
Longest Kick Return – 50, vs. Wake Forest (12-30-11)
Punt Returns – 3, at Memphis (9-1-11)
Punt Return Yards – 10, at Memphis (9-1-11)
Longest Punt Return – 17, at Memphis (9-1-11)
All-Purpose Yards – 152, at Memphis (9-1-11)

LEWIS' 2012 SEASON HIGHS

Receptions – 3, vs. Jackson State (9-1-12)
Receiving Yards – 32, vs. Jackson State (9-1-12)
Rushes – 2, vs. Jackson State (9-1-12)
Rushing Yards – 11, vs. Jackson State (9-1-12)
Kick Returns – 1, vs. Jackson State (9-1-12)
Kick Return Yards – 19, vs. Jackson State (9-1-12)
Longest Kick Return – 19, vs. Jackson State (9-1-12)
All-Purpose Yards – 62, vs. Jackson State (9-1-12)

LEWIS' CAREER RECEIVING STATS

YEAR	G/GS	NO.	YDS	AVG.	TD	LP/OPPONENT
2011	13/0	7	143	20.4	1	80 / Memphis
2012	2/0	4	53	13.3	0	21 / Auburn
TOTALS	15/0	11	196	17.8	1	80 / MEMPHIS

LEWIS' CAREER RUSHING STATS

YEAR	G/GS	NO.	YDS	AVG.	TD	LP/OPPONENT
2011	13/0	11	86	8.0	1	23 / LA Tech
2012	2/0	2	11	5.5	0	8 / Jackson State
TOTALS	15/0	13	97	7.5	1	23 / LA TECH

LEWIS' CAREER PUNT RETURN STATS

YEAR	G/GS	NO.	YDS	AVG.	TD	LP/OPPONENT
2011	13/0	3	10	3.3	0	17 / Memphis
2012	2/0	0	0	0.0	0	- / -
TOTALS	15/0	3	10	3.3	0	17 / MEMPHIS

LEWIS' CAREER KICK RETURN STATS

YEAR	G/GS	NO.	YDS	AVG.	TD	LP/OPPONENT
2011	13/0	21	386	18.4	0	50 / Wake Forest
2012	2/0	2	20	10.0	0	20 / Jackson State
TOTALS	15/0	23	406	17.7	0	50 / WAKE FOREST

LEWIS' 2012 GAME-BY-GAME RECEIVING STATS

DATE	OPPONENT	REC	YARDS	AVG	TD	LONG
9/1/12	JACKSON STATE	3	32	10.7	0	17
9/8/12	AUBURN	1	21	21.0	0	21
9/15/12	at Troy					
9/22/12	SOUTH ALABAMA					
10/6/12	at Kentucky					
10/13/12	TENNESSEE					
10/20/12	MIDDLE TENN. ST.					
10/27/12	at Alabama					
11/3/12	TEXAS A&M					
11/10/12	at LSU					
11/17/12	ARKANSAS					
11/24/12	at Ole Miss					

LEWIS' 2012 GAME-BY-GAME RUSHING STATS

DATE	OPPONENT	NO.	GAIN	LOSS	NET	AVG.	TD	LONG
9/1/12	JACKSON STATE	2	11	0	11	5.5	0	8
9/8/12	AUBURN	0	0	0	0	0.0	0	-
9/15/12	at Troy							
9/22/12	SOUTH ALABAMA							
10/6/12	at Kentucky							
10/13/12	TENNESSEE							
10/20/12	MIDDLE TENN. ST.							
10/27/12	at Alabama							
11/3/12	TEXAS A&M							
11/10/12	at LSU							
11/17/12	ARKANSAS							
11/24/12	at Ole Miss							

LEWIS' 2012 GAME-BY-GAME KICK RETURN STATS

DATE	OPPONENT	NO	YARDS	TD	LONG
9/1/12	JACKSON STATE	2	20	0	20
9/8/12	AUBURN	0	0	0	-
9/15/12	at Troy				
9/22/12	SOUTH ALABAMA				
10/6/12	at Kentucky				
10/13/12	TENNESSEE				
10/20/12	MIDDLE TENN. ST.				
10/27/12	at Alabama				
11/3/12	TEXAS A&M				
11/10/12	at LSU				
11/17/12	ARKANSAS				
11/24/12	at Ole Miss				



#24 Jamerson Love
Sophomore • DB
5-10 • 175
Aberdeen, Miss. (Aberdeen)



#46 Kendrick Market
Redshirt Freshman • DB
5-10 • 190
Batesville, Miss. (South Panola)



LOVE'S CAREER HIGHS

Total Tackles – 4, (2x) last vs. UT Martin (11-5-11)
 Assisted Tackles – 2, (2x) last vs. UT Martin (11-5-11)
 Solo Tackles – 3, (2x) last at Kentucky (10-29-11)
 Tackles For Loss – 2.0, at Memphis (9-1-11)
 Pass Breakups -- 1, vs. UT Martin (11-5-11)

LOVE'S 2012 SEASON HIGHS

Total Tackles – 1, vs. Auburn (9-8-12)
 Assisted Tackles – 1, vs. Auburn (9-8-12)

LOVE'S CAREER STATS

YEAR	G/GS	TT	UT	AT	TFL-YDS	SCK-YDS	FF/FR	PBU	INT-YD
2011	13/0	18	12	6	2.0-3	0.0-0	0/0	1	0-0
2012	1/0	0	0	0	0.0-0	0.0-0	0/0	0	0-0
TOTALS	14/0	18	12	6	2.0-3	0.0-0	0/0	1	0-0

LOVE'S 2012 GAME-BY-GAME STATS

DATE	OPPONENT	TT	UT	AT	TFL-YDS	SCK-YDS	FF/FR	PB	INT-Y
9/1/12	JACKSON STATE				DID NOT PLAY				
9/8/12	AUBURN	1	0	1	0.0-0	0.0-0	0/0	0	0-0
9/15/12	at Troy								
9/22/12	SOUTH ALABAMA								
10/6/12	at Kentucky								
10/13/12	TENNESSEE								
10/20/12	MIDDLE TENN. ST.								
10/27/12	at Alabama								
11/3/12	TEXAS A&M								
11/10/12	at LSU								
11/17/12	ARKANSAS								
11/24/12	at Ole Miss								

MARKET'S CAREER HIGHS

Total Tackles – 2, vs. Jackson State (9-1-12)
 Solo Tackles -2, vs. Jackson State (9-1-12)

MARKET'S 2012 SEASON HIGHS

Total Tackles – 2, vs. Jackson State (9-1-12)
 Solo Tackles -2, vs. Jackson State (9-1-12)

MARKET'S CAREER STATS

YEAR	G/GS	TT	UT	AT	TFL-YDS	SCK-YDS	FF/FR	PBU	INT-YD
2012	1/0	2	2	0	0.0-0	0.0-0	0/0	0	0-0
TOTALS	1/0	2	2	0	0.0-0	0.0-0	0/0	0	0-0

MARKET'S 2012 GAME-BY-GAME STATS

DATE	OPPONENT	TT	UT	AT	TFL-YDS	SCK-YDS	FF/FR	PB	INT-Y
9/1/12	JACKSON STATE	2	2	0	0.0-0	0.0-0	0/0	0	0-0
9/8/12	AUBURN				DID NOT PLAY				
9/15/12	at Troy								
9/22/12	SOUTH ALABAMA								
10/6/12	at Kentucky								
10/13/12	TENNESSEE								
10/20/12	MIDDLE TENN. ST.								
10/27/12	at Alabama								
11/3/12	TEXAS A&M								
11/10/12	at LSU								
11/17/12	ARKANSAS								
11/24/12	at Ole Miss								



#96 Shane McCardell
Senior • DL
6-5 • 260
Beaumont, Texas (West Brook)



#50 Benardrick McKinney
Redshirt Freshman • LB
6-5 • 235
Tunica, Miss. (Rosa Fort)



MCCARDELL'S CAREER HIGHS

Total Tackles – 4, vs. UT Martin (11-5-11)
 Assisted Tackles – 4, vs. UT Martin (11-5-11)
 Solo Tackles – 1, (5x) last vs. South Carolina (10-15-11)
 Tackles For Loss – 1.0, (2x) last at Georgia (10-1-11)
 Sacks – 1.0, (2x) last at Georgia (10-1-11)
 Forced Fumble - 1, at Georgia (10-1-11)
 Fumble Recovery - 1, at Georgia (10-1-11)
 Pass Breakups - 1, (2x) last at Arkansas (11-19-11)

MCCARDELL'S 2012 SEASON HIGHS

Total Tackles –
 Assisted Tackles -
 Solo Tackles –
 Tackles For Loss -
 Sacks -
 Forced Fumble -
 Fumble Recovery –
 Pass Breakups -

MCCARDELL'S CAREER STATS

YEAR	G/GS	TT	UT	AT	TFL-YDS	SCK-YDS	FF/FR	PBU	INT-YD
2009	9/0	1	0	1	0.0-0	0.0-0	0/0	0	0-0
2010	8/0	4	2	2	2.0-13	2.0-13	0/0	1	0-0
2011	13/0	12	3	9	1.0-8	1.0-8	1/1	1	0-0
2012	2/2	0	0	0	0.0-0	0.0-0	0/0	0	0-0
TOTALS	32/2	17	5	12	3.0-21	3.0-21	1/1	2	0-0

MCCARDELL'S 2012 GAME-BY-GAME STATS

DATE	OPPONENT	TT	UT	AT	TFL-YDS	SCK-YDS	FF/FR	PBU	INT-Y
9/1/12	* JACKSON STATE	0	0	0	0.0-0	0.0-0	0/0	0	0-0
9/8/12	* AUBURN	0	0	0	0.0-0	0.0-0	0/0	0	0-0
9/15/12	at Troy								
9/22/12	SOUTH ALABAMA								
10/6/12	at Kentucky								
10/13/12	TENNESSEE								
10/20/12	MIDDLE TENN. ST.								
10/27/12	at Alabama								
11/3/12	TEXAS A&M								
11/10/12	at LSU								
11/17/12	ARKANSAS								
11/24/12	at Ole Miss								

MCKINNEY'S CAREER HIGHS

Total Tackles – 4, (2x) last vs. Auburn (9-8-12)
 Assisted Tackles – 1, (2x) last vs. Auburn (9-8-12)
 Solo Tackles – 3, (2x) last vs. Auburn (9-8-12)

MCKINNEY'S 2012 SEASON HIGHS

Total Tackles – 4, (2x) last vs. Auburn (9-8-12)
 Assisted Tackles – 1, (2x) last vs. Auburn (9-8-12)
 Solo Tackles – 3, (2x) last vs. Auburn (9-8-12)

MCKINNEY'S CAREER STATS

YEAR	G/GS	TT	UT	AT	TFL-YDS	SCK-YDS	FF/FR	PBU	INT-YD
2012	2/0	8	2	6	0.0-0	0.0-0	0/0	0	0-0
TOTALS	2/0	8	2	6	0.0-0	0.0-0	0/0	0	0-0

MCKINNEY'S 2012 GAME-BY-GAME STATS

DATE	OPPONENT	TT	UT	AT	TFL-YDS	SCK-YDS	FF/FR	PB	INT-Y
9/1/12	JACKSON STATE	4	1	3	0.0-0	0.0-0	0/0	0	0-0
9/8/12	AUBURN	4	1	3	0.0-0	0.0-0	0/0	0	0-0
9/15/12	at Troy								
9/22/12	SOUTH ALABAMA								
10/6/12	at Kentucky								
10/13/12	TENNESSEE								
10/20/12	MIDDLE TENN. ST.								
10/27/12	at Alabama								
11/3/12	TEXAS A&M								
11/10/12	at LSU								
11/17/12	ARKANSAS								
11/24/12	at Ole Miss								



#28 Derrick Milton
Redshirt Freshman • RB
6-0 • 205
Pineville, La. (Hargrave [Va.] Military)



MILTON'S CAREER HIGHS

Carries – 8, vs. Jackson State (9-1-12)
 Rushing Yards – 58, vs. Jackson State (9-1-12)
 Longest Rush – 24, vs. Jackson State (9-1-12)
 Receptions - 1, vs. Auburn (9-8-12)
 Receiving Yards - 3, vs. Auburn (9-8-12)
 Longest Receptions - 3, vs. Auburn (9-8-12)
 All-Purpose Yards - 65, vs. Jackson State (9-1-12)

MILTON'S 2012 SEASON HIGHS

Carries – 8, vs. Jackson State (9-1-12)
 Rushing Yards – 58, vs. Jackson State (9-1-12)
 Longest Rush – 24, vs. Jackson State (9-1-12)
 Receptions - 1, vs. Auburn (9-8-12)
 Receiving Yards - 3, vs. Auburn (9-8-12)
 Longest Receptions - 3, vs. Auburn (9-8-12)
 All-Purpose Yards - 65, vs. Jackson State (9-1-12)

MILTON'S CAREER RUSHING STATS

YEAR	G/GS	NO.	YDS	AVG.	TD	LP/OPPONENT
2012	2/0	14	95	6.8	1	24 / Jackson State
TOTALS	2/0	14	95	6.8	1	24 / Jackson State

MILTON'S CAREER RECEIVING STATS

YEAR	G/GS	NO.	YDS	AVG.	TD	LP/OPPONENT
2012	2/0	1	3	3.0	0	3 / Auburn
TOTALS	2/0	1	3	3.0	0	3 / AUBURN

MILTON'S 2012 GAME-BY-GAME RUSHING STATS

DATE	OPPONENT	NO.	GAIN	LOSS	NET	AVG.	TD	LONG
9/1/12	JACKSON STATE	8	65	0	65	8.1	0	24
9/8/12	AUBURN	6	30	0	30	5.0	0	12
9/15/12	at Troy							
9/22/12	SOUTH ALABAMA							
10/6/12	at Kentucky							
10/13/12	TENNESSEE							
10/20/12	MIDDLE TENN. ST.							
10/27/12	at Alabama							
11/3/12	TEXAS A&M							
11/10/12	at LSU							
11/17/12	ARKANSAS							
11/24/12	at Ole Miss							



#16 Joe Morrow
Redshirt Freshman • WR
6-4 • 205
Ocean Springs, Miss. (Ocean Springs)



MORROWS' CAREER HIGHS

Receptions – 2, vs. Jackson State (9-1-12)
 Receiving Yards – 24, vs. Jackson State (9-1-12)
 Longest Reception – 17, vs. Jackson State (9-1-12)

MORROW'S 2012 SEASON HIGHS

Receptions – 2, vs. Jackson State (9-1-12)
 Receiving Yards – 24, vs. Jackson State (9-1-12)
 Longest Reception – 17, vs. Jackson State (9-1-12)

MORROW'S CAREER RECEIVING STATS

YEAR	G/GS	NO.	YDS	AVG.	TD	LP/OPPONENT
2012	2/0	2	24	12.0	0	17 / Jackson State
TOTALS	2/0	2	24	12.0	0	17 / Jackson State

MORROW'S 2012 GAME-BY-GAME RECEIVING STATS

DATE	OPPONENT	REC	YARDS	AVG	TD	LONG
9/1/12	JACKSON STATE	2	24	12.0	0	17
9/8/12	AUBURN	0	0	0.0	0	-
9/15/12	at Troy					
9/22/12	SOUTH ALABAMA					
10/6/12	at Kentucky					
10/13/12	TENNESSEE					
10/20/12	MIDDLE TENN. ST.					
10/27/12	at Alabama					
11/3/12	TEXAS A&M					
11/10/12	at LSU					
11/17/12	ARKANSAS					
11/24/12	at Ole Miss					



#27 LaDarius Perkins
Junior • RB
5-10 • 190
Greenville, Miss. (St. Joseph)



PERKINS' CAREER HIGHS

Carries – 18, vs. UAB (10-23-10)
Rushing Yards – 131, vs. UAB (10-23-10)
Rushing Touchdowns – 2, vs. Jackson State (9-1-12)
Longest Rush – 51, vs. UAB (10-23-10)
Receptions – 3, (4x) last vs. Auburn (9-8-12)
Receiving Yards – 140, at Ole Miss (11-26-10)
Receiving Touchdowns – 2, at Ole Miss (11-26-10)
Longest Reception – 79, vs. Michigan (1-1-11)
Kickoff Return Yards - 125, vs. Alabama (11-12-11)
Longest Kickoff Return - 68, vs. Alabama (11-12-11)
All-Purpose Yards – 319, at Ole Miss (11-26-10)

PERKINS' 2012 SEASON HIGHS

Carries –9, vs. Jackson State (9-1-12)
Rushing Yards – 58, vs. Jackson State (9-1-12)
Longest Rush – 11, vs. Jackson State (9-1-12)
Rushing Touchdowns - 2, vs. Jackson State (9-1-12)
Receptions – 3, vs. Auburn (9-8-12)
Receiving Yards - 17, vs. Auburn (9-8-12)
Longest Receptions - 8, vs. Auburn (9-8-12)
All-Purpose Yards - 100, vs. Auburn (9-8-12)

PERKINS' CAREER RUSHING STATS

YEAR	G/GS	NO.	YDS	AVG.	TD	LP/OPPONENT
2010	13/0	101	566	5.6	3	51/UAB
2011	13/0	87	422	4.9	2	40 / Auburn
2012	2/2	23	141	6.1	3	21 / Auburn
TOTALS	28/2	211	1,129	5.4	8	51 / UAB

PERKINS' CAREER RECEIVING STATS

YEAR	G/GS	NO.	YDS	AVG.	TD	LP/OPPONENT
2010	13/0	9	247	27.4	3	79 / Michigan
2011	13/0	13	59	4.5	2	18 / Ole Miss
2012	2/2	3	17	5.7	0	8 / Auburn
TOTALS	28/2	25	323	12.9	5	79 / MICHIGAN

PERKINS' CAREER KICKOFF RETURN STATS

YEAR	G/GS	NO.	YDS	AVG.	TD	LP/OPPONENT
2010	13/0	14	281	20.1	0	33 / UAB
2011	13/0	16	363	22.7	0	68 / Alabama
2012	2/2	0	0	0.0	0	- / -
TOTALS	22/2	30	644	21.5	0	68 / ALABAMA

PERKINS' 2012 GAME-BY-GAME RUSHING STATS


DATE	OPPONENT	NO.	GAIN	LOSS	NET	AVG.	TD	LONG
9/1/12	* JACKSON STATE	9	58	0	58	6.4	2	11
9/8/12	* AUBURN	14	85	2	83	5.9	1	21
9/15/12	at Troy							
9/22/12	SOUTH ALABAMA							
10/6/12	at Kentucky							
10/13/12	TENNESSEE							
10/20/12	MIDDLE TENN. ST.							
10/27/12	at Alabama							
11/3/12	TEXAS A&M							
11/10/12	at LSU							
11/17/12	ARKANSAS							
11/24/12	at Ole Miss							

PERKINS' 2012 GAME-BY-GAME RECEIVING STATS

DATE	OPPONENT	REC	YARDS	AVG	TD	LONG
9/1/12	* JACKSON STATE	0	0	0.0	0	-
9/8/12	* AUBURN	3	17	5.7	0	8
9/15/12	at Troy					
9/22/12	SOUTH ALABAMA					
10/6/12	at Kentucky					
10/13/12	TENNESSEE					
10/20/12	MIDDLE TENN. ST.					
10/27/12	at Alabama					
11/3/12	Texas A&M					
11/10/12	at LSU					
11/17/12	ARKANSAS					
11/24/12	at Ole Miss					

PERKINS' 2012 GAME-BY-GAME KICK RETURN STATS

DATE	OPPONENT	NO	YARDS	TD	LONG
9/1/12	* JACKSON STATE	0	0	0	-
9/8/12	* AUBURN	0	0	0	-
9/15/12	at Troy				
9/22/12	SOUTH ALABAMA				
10/6/12	at Kentucky				
10/13/12	TENNESSEE				
10/20/12	MIDDLE TENN. ST.				
10/27/12	at Alabama				
11/3/12	TEXAS A&M				
11/10/12	at LSU				
11/17/12	ARKANSAS				
11/24/12	at Ole Miss				



#15 Dak Prescott
Redshirt Freshman • QB
6-2 • 230
Haughton, La. (Haughton)



PRESCOTT'S CAREER HIGHS

Carries – 2, (2x) last vs. Auburn (9-8-12)
Rushing Yards – 6, vs. Jackson State (9-1-12)
Rushing Touchdowns – 1, vs. Jackson State (9-1-12)
Longest Rush – 4, vs. Jackson State (9-1-12)
Pass Attempts – 4, vs. Jackson State (9-1-12)
Pass Completions – 1, vs. Jackson State (9-1-12)
Passing Yards – 8, vs. Jackson State (9-1-12)
Longest Completion – 8, vs. Jackson State (9-1-12)

PRESCOTT'S 2012 SEASON HIGHS

Carries – 2, (2x) last vs. Auburn (9-8-12)
Rushing Yards – 6, vs. Jackson State (9-1-12)
Rushing Touchdowns – 1, vs. Jackson State (9-1-12)
Longest Rush – 4, vs. Jackson State (9-1-12)
Pass Attempts – 4, vs. Jackson State (9-1-12)
Pass Completions – 1, vs. Jackson State (9-1-12)
Passing Yards – 8, vs. Jackson State (9-1-12)
Longest Completion – 8, vs. Jackson State (9-1-12)

PRESCOTT'S CAREER PASSING STATS

YEAR	G/GS	CMP	ATT	INT	PCT	YDS	TD	LP/Opponent
2012	2/0	1	4	0	.250	8	0	8 / Jackson State
TOTALS	2/0	1	4	0	.250	8	0	8 / JACKSON STATE

PRESCOTT'S CAREER RUSHING STATS


YEAR	G/GS	NO.	YDS	AVG.	TD	LP/OPPONENT
2012	2/0	4	10	2.5	1	4 / Jackson State
TOTALS	2/0	4	10	2.5	1	4 / JACKSON STATE

PRESCOTT'S 2012 GAME-BY-GAME PASSING STATS

DATE	OPPONENT	CMP	ATT	INT	YDS	TD	LONG
9/1/12	JACKSON STATE	1	4	0	8	0	8
9/8/12	AUBURN	0	0	0	0	0	-
9/15/12	at Troy						
9/22/12	SOUTH ALABAMA						
10/6/12	at Kentucky						
10/13/12	TENNESSEE						
10/20/12	MIDDLE TENN. ST.						
10/27/12	at Alabama						
11/3/12	TEXAS A&M						
11/10/12	at LSU						
11/17/12	ARKANSAS						
11/24/12	at Ole Miss						

PRESCOTT'S 2012 GAME-BY-GAME RUSHING STATS

DATE	OPPONENT	NO.	GAIN	LOSS	NET	AVG.	TD	LONG
9/1/12	JACKSON STATE	2	6	0	6	3.0	1	4
9/8/12	AUBURN	2	4	0	4	2.0	0	2
9/15/12	at Troy							
9/22/12	SOUTH ALABAMA							
10/6/12	at Kentucky							
10/13/12	TENNESSEE							
10/20/12	MIDDLE TENN. ST.							
10/27/12	at Alabama							
11/3/12	TEXAS A&M							
11/10/12	at LSU							
11/17/12	ARKANSAS							
11/24/12	at Ole Miss							



#34 Josh Robinson
Redshirt Freshman • RB
5-9 • 215
Franklinton, La. (Franklinton)



#17 Tyler Russell
Junior • QB
6-4 • 220
Meridian, Miss. (Meridian)



ROBINSON'S CAREER HIGHS

Carries – 6, vs. Auburn (9-8-12)
 Rushing Yards – 35, vs. Jackson State (9-1-12)
 Longest Rush – 15, vs. Auburn (9-8-12)

ROBINSON'S 2012 SEASON HIGHS

Carries – 6, vs. Auburn (9-8-12)
 Rushing Yards – 35, vs. Jackson State (9-1-12)
 Longest Rush – 15, vs. Auburn (9-8-12)

ROBINSON'S CAREER RUSHING STATS

YEAR	G/GS	NO.	YDS	AVG.	TD	LP/OPPONENT
2012	2/0	11	67	6.9	0	15 / Auburn
TOTALS	2/0	11	67	6.9	0	15 / AUBURN

ROBINSON'S CAREER RECEIVING STATS

YEAR	G/GS	NO.	YDS	AVG.	TD	LP/OPPONENT
2012	2/0	0	0	0.0	0	- / -
TOTALS	2/0	0	0	0.0	0	- / -

ROBINSON'S 2012 GAME-BY-GAME RUSHING STATS

DATE	OPPONENT	NO.	GAIN	LOSS	NET	AVG.	TD	LONG
9/1/12	JACKSON STATE	5	35	0	35	7.0	0	9
9/8/12	AUBURN	6	32	2	30	5.0	0	15
9/15/12	at Troy							
9/22/12	SOUTH ALABAMA							
10/6/12	at Kentucky							
10/13/12	TENNESSEE							
10/20/12	MIDDLE TENN. ST.							
10/27/12	at Alabama							
11/3/12	TEXAS A&M							
11/10/12	at LSU							
11/17/12	ARKANSAS							
11/24/12	at Ole Miss							

RUSSELL'S CAREER HIGHS

Carries – 10, vs. Alabama (11-12-11)
 Rushing Yards – 40, at Houston (10-9-10)
 Longest Rush – 26, at Houston (10-9-10)
 Pass Completions – 20, vs. Auburn (9-8-12)
 Longest Completion – 80, at Memphis (9-1-11)
 Pass Attempts – 29, (2x) last vs. Auburn (9-8-12)
 Passing Yards – 256, vs. Memphis (9-4-10)
 Passing Touchdowns – 4, vs. Memphis (9-4-10)
 Interceptions – 3, at LSU (9-18-10)

RUSSELL'S 2012 SEASON HIGHS

Carries – 4, vs. Auburn (9-8-12)
 Rushing Yards – 11, vs. Jackson State (9-1-12)
 Longest Rush – 11, vs. Jackson State (9-1-12)
 Pass Completions – 20, vs. Auburn (9-8-12)
 Longest Completion – 30, vs. Auburn (9-8-12)
 Pass Attempts – 29, vs. Auburn (9-8-12)
 Passing Yards – 222, vs. Auburn (9-8-12)
 Passing Touchdowns – 3, vs. Auburn (9-8-12)

RUSSELL'S CAREER PASSING STATS


YEAR	G/GS	CMP	ATT	INT	PCT	YDS	TD	LP/Opponent
2010	9/0	39	67	6	.582	635	5	57/Memphis
2011	8/5	69	129	4	.535	1034	8	80 / Memphis
2012	2/2	35	53	0	.660	407	5	30 / Auburn
TOTALS	19/7	143	249	10	.574	2,076	18	80/Memphis

RUSSELL'S CAREER RUSHING STATS

YEAR	G/GS	NO.	YDS	AVG.	TD	LP/OPPONENT
2010	9/0	14	62	4.4	0	26 / Houston
2011	8/5	33	45	1.5	1	26 / Memphis
2012	2/2	5	11	2.2	0	11 / Jackson State
TOTALS	19/7	62	118	1.9	1	26 / 2X



#17 Tyler Russell
Junior • QB
6-4 • 220
Meridian, Miss. (Meridian)



#11 Ricco Sanders
Junior • WR
5-11 • 185
Duncan, S.C. (Byrnes)



RUSSELL'S 2012 GAME-BY-GAME PASSING STATS

DATE	OPPONENT	CMP	ATT	INT	YDS	TD	LONG
9/1/12	* JACKSON STATE	15	24	0	185	2	19
9/8/12	* AUBURN	20	29	0	222	3	30
9/15/12	at Troy						
9/22/12	SOUTH ALABAMA						
10/6/12	at Kentucky						
10/13/12	TENNESSEE						
10/20/12	MIDDLE TENN. ST.						
10/27/12	at Alabama						
11/3/12	TEXAS A&M						
11/10/12	at LSU						
11/17/12	ARKANSAS						
11/24/12	at Ole Miss						

RUSSELL'S 2012 GAME-BY-GAME RUSHING STATS

DATE	OPPONENT	NO.	GAIN	LOSS	NET	AVG.	TD	LONG
9/1/12	* JACKSON STATE	1	11	0	11	11.0	0	11
9/8/12	* AUBURN	4	9	0	0	0	0	9
9/15/12	at Troy							
9/22/12	SOUTH ALABAMA							
10/6/12	at Kentucky							
10/13/12	TENNESSEE							
10/20/12	MIDDLE TENN. ST.							
10/27/12	at Alabama							
11/3/12	TEXAS A&M							
11/10/12	at LSU							
11/17/12	ARKANSAS							
11/24/12	at Ole Miss							

SANDERS' CAREER HIGHS

Receptions – 3, (2x) last at Kentucky (10-29-11)
 Receiving Yards – 35, at Kentucky (10-29-11)
 Receiving Touchdowns - 1, (2x) last at Kentucky (10-29-11)
 Longest Reception – 22, at UAB (10-8-11)

SANDERS' 2012 SEASON HIGHS


Receptions –
 Receiving Yards –
 Receiving Touchdowns -
 Longest Reception –

SANDERS' CAREER RECEIVING STATS

YEAR	G/GS	NO.	YDS	AVG.	TD	LP/OPPONENT
2010	13/1	2	23	11.5	1	15 / Michigan
2011	12/1	15	163	10.9	1	22 / UAB
2012	1/0	0	0	0.0	0	- / -
TOTALS	25/2	17	186	10.9	2	22 / UAB

SANDERS' 2012 GAME-BY-GAME RECEIVING STATS

DATE	OPPONENT	REC	YARDS	AVG	TD	LONG
9/1/12	JACKSON STATE			DID NOT PLAY		
9/8/12	AUBURN	0	0	0.0	0	-
9/15/12	at Troy					
9/22/12	SOUTH ALABAMA					
10/6/12	at Kentucky					
10/13/12	TENNESSEE					
10/20/12	MIDDLE TENN. ST.					
10/27/12	at Alabama					
11/3/12	TEXAS A&M					
11/10/12	at LSU					
11/17/12	ARKANSAS					
11/24/12	at Ole Miss					



#51 Deontae Skinner
Junior • LB
6-2 • 245
Macon, Miss. (Noxubee County)



#9 Darius Slay
Senior • DB
6-1 • 190
Brunswick, Ga. (Itawamba [Miss.] CC)



SKINNER'S CAREER HIGHS

Total Tackles – 10, at Georgia (10-1-11)
 Assisted Tackles – 8, at Georgia (10-1-11)
 Solo Tackles – 4, (4x) last vs. Ole Miss (11-26-11)
 Tackles For Loss – 2.0, vs. Wake Forest (12-30-11)
 Forced Fumbles - 1, (2x) last vs. Ole Miss (11-17-11)

SKINNER'S 2012 SEASON HIGHS

Total Tackles – 5, vs. Auburn (9-8-12)
 Assisted Tackles – 2, vs. Auburn (9-8-12)
 Solo Tackles – 3, vs. Auburn (9-8-12)
 Tackles For Loss - 1.5, vs. Auburn (9-8-12)

SKINNER'S CAREER STATS

YEAR	G/GS	TT	UT	AT	TFL-YDS	SCK-YDS	FF/FR	PBU	INT-YD
2010	10/0	7	5	2	0.0-0	0.0-0	0/0	0	0-0
2011	13/8	69	28	41	9.0-30	0.0-0	2/0	0	0-0
2012	2/2	7	3	4	1.5-7	0.0-0	0/0	0	0-0
TOTALS	25/10	83	36	47	10.5-37	0.0-0	2/0	0	0-0

SKINNER'S 2012 GAME-BY-GAME STATS

DATE	OPPONENT	TT	UT	AT	TFL-YDS	SCK-YDS	FF/FR	PB	INT-Y
9/1/12	* JACKSON STATE	2	1	1	0.0-0	0.0-0	0/0	0	0-0
9/8/12	* AUBURN	5	2	3	1.5-7	0.0-0	0/0	0	0-0
9/15/12	at Troy								
9/22/12	SOUTH ALABAMA								
10/6/12	at Kentucky								
10/13/12	TENNESSEE								
10/20/12	MIDDLE TENN. ST.								
10/27/12	at Alabama								
11/3/12	TEXAS A&M								
11/10/12	at LSU								
11/17/12	ARKANSAS								
11/24/12	at Ole Miss								

SLAY'S CAREER HIGHS

Total Tackles – 6, vs. UT Martin (11-5-11)
 Assisted Tackles – 3, at Arkansas (11-19-11)
 Solo Tackles – 2, vs. UT Martin (11-5-11)
 Tackles For Loss - 1.0, at Georgia (11-1-11)
 Interceptions - 1, (3x) last vs. Auburn (9-8-12)
 Interception Return - 72, at Georgia (11-1-11)

SLAY'S 2012 SEASON HIGHS

Total Tackles – 2, vs. Auburn (9-8-12)
 Assisted Tackles – 1, vs. Auburn (9-8-12)
 Solo Tackles – 1, (2x) last vs. Auburn (9-8-12)
 Interceptions - 1, (2x) last vs. Auburn (9-8-12)
 Interception Return - 52, vs. Jackson State (9-1-12)

SLAY'S CAREER STATS

YEAR	G/GS	TT	UT	AT	TFL-YDS	SCK-YDS	FF/FR	PBU	INT-YD
2011	13/0	23	16	7	1.0-2	0.0-0	1/0	4	1-72
2012	2/2	3	2	1	0.0-0	0.0-0	0/0	0	2-83
TOTALS	15/2	26	18	8	1.0-2	0.0-0	1/0	4	3-155

SLAY'S 2012 GAME-BY-GAME STATS

DATE	OPPONENT	TT	UT	AT	TFL-YDS	SCK-YDS	FF/FR	PB	INT-Y
9/1/12	* JACKSON STATE	1	1	0	0.0-0	0.0-0	0/0	0	1-52
9/8/12	* AUBURN	2	1	1	0.0-0	0.0-0	0/0	0	1-31
9/15/12	at Troy								
9/22/12	SOUTH ALABAMA								
10/6/12	at Kentucky								
10/13/12	TENNESSEE								
10/20/12	MIDDLE TENN. ST.								
10/27/12	at Alabama								
11/3/12	TEXAS A&M								
11/10/12	at LSU								
11/17/12	ARKANSAS								
11/24/12	at Ole Miss								



#8 Chris Smith
Senior • WR
6-2 • 210
Meridian, Miss. (Meridian)



#91 Preston Smith
Sophomore • DL
6-6 • 245
Stone Mountain, Ga. (Stephenson)



SMITH'S CAREER HIGHS

Receptions – 6, at Georgia (10-1-11)
 Receiving Yards – 78, vs. Arkansas (11-20-10)
 Longest Reception – 24, vs. UT Martin (11-5-11)
 Receiving Touchdowns – 1, (3x) last vs. Alabama (11-12-11)

SMITH'S 2012 SEASON HIGHS

Receptions – 5, vs. Auburn (9-8-12)
 Receiving Yards – 46, vs. Auburn (9-8-12)
 Longest Reception – 16, vs. Auburn (9-8-12)

SMITH'S CAREER RECEIVING STATS

YEAR	G/GS	NO.	YDS	AVG.	TD	LP/OPPONENT
2009	10/2	3	22	7.3	0	13/ Jackson State
2010	12/8	24	264	11.0	1	19/ 2X
2011	13/10	35	330	9.4	2	24 / UT Martin
2012	2/2	7	74	10.6	0	16 / Auburn
TOTALS	37/22	69	690	10.0	3	24 / UT MARTIN

SMITH'S 2012 GAME-BY-GAME RECEIVING STATS

DATE	OPPONENT	REC	YARDS	AVG	TD	LONG
9/1/12	* JACKSON STATE	2	28	14.0	0	15
9/8/12	* AUBURN	5	46	9.2	0	16
9/15/12	at Troy					
9/22/12	SOUTH ALABAMA					
10/6/12	at Kentucky					
10/13/12	TENNESSEE					
10/20/12	MIDDLE TENN. ST.					
10/27/12	at Alabama					
11/3/12	TEXAS A&M					
11/10/12	at LSU					
11/17/12	ARKANSAS					
11/24/12	at Ole Miss					

SMITH'S CAREER HIGHS

Total Tackles – 3, at UAB (10-8-11)
 Assisted Tackles – 1, (3x) last at Ole Miss (11-26-11)
 Solo Tackles – 2, (2x) last vs. Auburn (9-8-12)
 Pass Breakups - 1, at Kentucky (10-29-11)
 Forced Fumble - 1 (3x) last vs. Auburn (9-8-12)

SMITH'S 2012 SEASON HIGHS


Total Tackles – 2, vs. Auburn (9-8-12)
 Assisted Tackles – 1, vs. Jackson State (9-1-12)
 Solo Tackles – 2, vs. Auburn (9-8-12)
 Tackles For Loss – 1.0, vs. Auburn (9-8-12)
 Sacks - 1.0, vs. Auburn (9-8-12)
 Forced Fumble - 1, vs. Auburn (9-8-12)

SMITH'S CAREER STATS


YEAR	G/GS	TT	UT	AT	TFL-YDS	SCK-YDS	FF/FR	PBU	INT-YD
2011	9/0	7	4	3	0.0-0	0.0-0	2/0	1	0-0
2012	2/0	3	2	1	1.0-6	1.0-6	1/0	0	0-0
TOTALS	11/0	10	6	4	1.0-6	1.0-6	3/0	1	0-0

SMITH'S 2012 GAME-BY-GAME STATS

DATE	OPPONENT	TT	UT	AT	TFL-YDS	SCK-YDS	FF/FR	PB	INT-Y
9/1/12	JACKSON STATE	1	0	1	0.0-0	0.0-0	0/0	0	0-0
9/8/12	AUBURN	2	2	0	1.0-6	1.0-6	1/0	0	0-0
9/15/12	at Troy								
9/22/12	SOUTH ALABAMA								
10/6/12	at Kentucky								
10/13/12	TENNESSEE								
10/20/12	MIDDLE TENN. ST.								
10/27/12	at Alabama								
11/3/12	TEXAS A&M								
11/10/12	at LSU								
11/17/12	ARKANSAS								
11/24/12	at Ole Miss								



#39 Baker Swedenburg
Junior • P
6-0 • 185
Columbus, Miss. (Heritage Academy)



#98 Curtis Virges
Sophomore • DL
6-3 • 305
West Point, Miss. (West Point)



SWEDENBURG'S CAREER HIGHS

Punts – 7, (4x) last at Arkansas (11-19-11)
Punting Yards – 332, at Arkansas (11-19-11)
Punting Avg. – 47.4, at Arkansas (11-19-11)
Longest Punt – 58, at Georgia (10-1-11)
Inside 10 – 1, vs. Jackson State (9-1-11)
Inside 20 – 4, at Memphis (9-1-11)
Touchbacks– 2, (2x) last vs. Alabama (11-12-11)

SWEDENBURG'S 2012 SEASON HIGHS

Punts – 5, vs. Auburn (9-8-12)
Punting Yards – 200, vs. Auburn (9-8-12)
Punting Avg. – 40.0, vs. Auburn (9-8-12)
Longest Punt – 45, vs. Auburn (9-8-12)
Inside 10 – 1, vs. Jackson State (9-1-12)
Inside 20 – 1, (2x) last vs. Auburn (9-8-12)

SWEDENBURG'S CAREER PUNTING STATS

YEAR	G/GS	NO.	YDS	AVG.	IN20	LG/OPPONENT
2011	13/13	71	2,970	42.4	19	58 / Georgia
2012	2/2	6	228	38.0	2	45 / Auburn
TOTALS	15/15	77	3,198	41.5	21	58 / GEORGIA

SWEDENBURG'S 2012 GAME-BY-GAME PUNTING STATS

DATE	OPPONENT	NO.	YARDS	AVG	IN20	IN10	LONG
9/1/12	* JACKSON STATE	1	28	28.0	1	1	28
9/8/12	* AUBURN	5	200	40.0	1	0	45
9/15/12	at Troy						
9/22/12	SOUTH ALABAMA						
10/6/12	at Kentucky						
10/13/12	TENNESSEE						
10/20/12	MIDDLE TENN. ST.						
10/27/12	at Alabama						
11/3/12	TEXAS A&M						
11/10/12	at LSU						
11/17/12	ARKANSAS						
11/24/12	at Ole Miss						

SWEDENBURG'S 2012 GAME-BY-GAME MISC STATS

DATE	OPPONENT	PUNTS-RETURNS ALLOWED-YDS ALLOWED
9/1/12	* JACKSON STATE	1-0-0
9/8/12	* AUBURN	5-1-(-1)
9/15/12	at Troy	
9/22/12	SOUTH ALABAMA	
10/6/12	at Kentucky	
10/13/12	TENNESSEE	
10/20/12	MIDDLE TENN. ST.	
10/27/12	at Alabama	
11/3/12	TEXAS A&M	
11/10/12	at LSU	
11/17/12	ARKANSAS	
11/24/12	at Ole Miss	

VIRGES' CAREER HIGHS

Total Tackles – 3, at Memphis (9-1-11)
Assisted Tackles – 2, (2x) last at Arkansas (11-19-11)
Solo Tackles – 2, at UAB (10-8-11)
Tackles For Loss - 1.0, (2x) last vs. Wake Forest (12-30-11)
Sacks - 1.0, (2x) last vs. Wake Forest (12-30-11)

VIRGES' 2012 SEASON HIGHS

Total Tackles – 2, vs. Auburn (9-8-12)
Assisted Tackles – 1, vs. Auburn (9-8-12)
Solo Tackles – 1, vs. Auburn (9-8-12)

VIRGES' CAREER STATS

YEAR	G/GS	TT	UT	AT	TFL-YDS	SCK-YDS	FF/FR	PBU	INT-YD
2011	9/0	10	5	5	2.5-10	2.0-9	0/0	0	0-0
2012	1/0	2	1	1	0.0-0	0.0-0	0/0	0	0-0
TOTALS	10/0	12	6	6	2.5-10	2.0-9	0/0	0	0-0

VIRGES' 2012 GAME-BY-GAME STATS

DATE	OPPONENT	TT	UT	AT	TFL-YDS	SCK-YDS	FF/FR	PB	INT-Y
9/1/12	JACKSON STATE				DID NOT PLAY				
9/8/12	AUBURN	2	1	1	0.0-0	0.0-0	0/0	0	0-0
9/15/12	at Troy								
9/22/12	SOUTH ALABAMA								
10/6/12	at Kentucky								
10/13/12	TENNESSEE								
10/20/12	MIDDLE TENN. ST.								
10/27/12	at Alabama								
11/3/12	TEXAS A&M								
11/10/12	at LSU								
11/17/12	ARKANSAS								
11/24/12	at Ole Miss								



#20 Louis Watson
Senior • DB
5-11 • 185
Mobile, Ala. (St. Paul's Episcopal)



#22 Matthew Wells
Sophomore • LB
6-2 • 215
Monticello, Miss. (Lawrence County)



WATSON'S CAREER HIGHS

Total Tackles – 5, vs. UT Martin (11-5-11)

Assisted Tackles – 4, vs. UT Martin (11-5-11)

Solo Tackles – 1, (7x) last vs. Wake Forest (12-30-11)

WATSON'S 2012 SEASON HIGHS

Total Tackles –

Assisted Tackles –

Solo Tackles –

WATSON'S CAREER STATS

YEAR	G/GS	TT	UT	AT	TFL-YDS	SCK-YDS	FF/FR	PBU	INT-YD
2009	9/1	4	2	2	0.0-0	0.0-0	0/0	0	0-0
2010	6/0	2	2	0	0.0-0	0.0-0	0/0	0	0-0
2011	13/0	7	3	4	0.0-0	0.0-0	0/0	0	0-0
2012	2/0	0	0	0	0.0-0	0.0-0	0/0	0	0-0
TOTALS	30/1	13	7	6	0.0-0	0.0-0	0/0	0	0-0

WATSON'S 2012 GAME-BY-GAME STATS

DATE	OPPONENT	TT	UT	AT	TFL-YDS	SCK-YDS	FF/FR	PB	INT-Y
9/1/12	JACKSON STATE	0	0	0	0.0-0	0.0-0	0/0	0	0-0
9/8/12	AUBURN	0	0	0	0.0-0	0.0-0	0/0	0	0-0
9/15/12	at Troy								
9/22/12	SOUTH ALABAMA								
10/6/12	at Kentucky								
10/13/12	TENNESSEE								
10/20/12	MIDDLE TENN. ST.								
10/27/12	at Alabama								
11/3/12	TEXAS A&M								
11/10/12	at LSU								
11/17/12	ARKANSAS								
11/24/12	at Ole Miss								

WELLS' CAREER HIGHS

Total Tackles – 6, vs. LA Tech (9-24-11)

Assisted Tackles – 4, vs. South Carolina (10-15-11)

Solo Tackles – 4, (2x) last vs. Jackson State (9-1-12)

Tackles For Loss – 2.0, vs. LA Tech (9-24-11)

Sacks - 1, vs. Jackson State (9-1-12)

Pass Breakups - 1, (3x) last vs. Auburn (9-8-12)

Interceptions - 1, vs. Jackson State (9-1-12)

Interception Return - 22, vs. Jackson State (9-1-12)

WELLS' 2012 SEASON HIGHS

Total Tackles – 4, (2x) last vs. Auburn (9-8-12)

Assisted Tackles – 4, vs. Jackson State (9-1-12)

Solo Tackles – 2, vs. Auburn (9-8-12)

Tackles For Loss – 1.0, vs. Jackson State (9-1-12)

Sacks - 1.0, vs. Jackson State (9-1-12)

Pass Breakups - 1, (2x) last vs. Auburn (9-8-12)

Interceptions - 1, vs. Jackson State (9-1-12)

Interception Return - 22, vs. Jackson State (9-1-12)

WELLS' CAREER STATS

YEAR	G/GS	TT	UT	AT	TFL-YDS	SCK-YDS	FF/FR	PBU	INT-YD
2011	13/3	36	16	20	5.0-11	0.0-0	0/0	1	0-0
2012	2/2	8	2	6	1.5-14	1.0-10	1/0	2	1-22
TOTALS	15/5	44	18	26	6.5-25	1.0-10	1/0	3	1-22

WELLS' 2012 GAME-BY-GAME STATS

DATE	OPPONENT	TT	UT	AT	TFL-YDS	SCK-YDS	FF/FR	PB	INT-Y
9/1/12	* JACKSON STATE	4	0	4	1.0-10	1.0-10	0/0	1	1-22
9/8/12	* AUBURN	4	2	2	0.5-4	0.0-0	1/0	1	0-0
9/15/12	at Troy								
9/22/12	SOUTH ALABAMA								
10/6/12	at Kentucky								
10/13/12	TENNESSEE								
10/20/12	MIDDLE TENN. ST.								
10/27/12	at Alabama								
11/3/12	TEXAS A&M								
11/10/12	at LSU								
11/17/12	ARKANSAS								
11/24/12	at Ole Miss								



#5 Nickoe Whitley
Junior • DB
6-1 • 205
Jackson, Miss. (Provine)



WHITLEY'S CAREER HIGHS

Total Tackles – 7, (4x) last vs. Auburn (9-8-12)

Assisted Tackles – 5, vs. Auburn (9-8-12)

Solo Tackles – 6, at Kentucky (10-29-11)

Interceptions – 1, (7x) last vs. South Carolina (10-15-11)

Long INT Return – 27, vs. South Carolina (10-15-11)

Pass Breakups – 1, (3x) last at Auburn (9-10-11)

Tackles For Loss – 1.5, vs. South Carolina (10-15-11)

Sacks – 1.0, at Alabama (11-13-10)

WHITLEY'S 2012 SEASON HIGHS

Total Tackles – 7, vs. Auburn (9-8-12)

Assisted Tackles – 5, vs. Auburn (9-8-12)

Solo Tackles – 3, vs. Jackson State (9-1-12)

Tackles For Loss - 0.5, vs. Auburn (9-8-12)

WHITLEY'S CAREER STATS

YEAR	G/GS	TT	UT	AT	TFL-YDS	SCK-YDS	FF/FR	PBU	INT-YD
2010	13/11	52	34	18	1.5-14	1.5-14	1/2	3	3-0
2011	9/7	34	28	6	2.0-6	0.0-0	1/0	1	4-50
2012	2/2	11	5	6	0.5-1	0.0-0	0/0	0	0-0
TOTALS	24/20	97	67	30	4.0-21	1.5-14	2/2	4	7-50

WHITLEY'S 2012 GAME-BY-GAME STATS

DATE	OPPONENT	TT	UT	AT	TFL-YDS	SCK-YDS	FF/FR	PB	INT-Y
9/1/12	* JACKSON STATE	4	3	1	0.0-0	0.0-0	0/0	0	0-0
9/8/12	* AUBURN	7	2	5	0.5-1	0.0-0	0/0	0	0-0
9/15/12	at Troy								
9/22/12	SOUTH ALABAMA								
10/6/12	at Kentucky								
10/13/12	TENNESSEE								
10/20/12	MIDDLE TENN. ST.								
10/27/12	at Alabama								
11/3/12	TEXAS A&M								
11/10/12	at LSU								
11/17/12	ARKANSAS								
11/24/12	at Ole Miss								

2012 NUMERICAL ROSTER

No.	Name	Pos.	Ht.	Wt.	Cl.	Exp.	Hometown (Last School)
1	Chad Bumphis	WR	5-11	200	Sr.	3L	Tupelo, Miss. (Tupelo)
2	Will Redmond	DB	5-11	175	Fr.	HS	Memphis, Tenn. (East)
3	Brandon Heavens	WR	5-10	175	Sr.	3L	Bessemer, Ala. (Jess Lanier)
4	Jameon Lewis	WR	5-9	185	So.	1L	Tylertown, Miss. (Tylertown)
5	Nickoe Whitley	DB	6-1	205	Jr.	2L	Jackson, Miss. (Provine)
6	Malcolm Johnson	TE	6-2	230	So.	1L	Tuscaloosa, Ala. (Northridge)
7	Nick Griffin	RB	6-0	225	So.	1L	New Augusta, Miss. (Perry Central)
8	Chris Smith	WR	6-2	210	Sr.	3L	Meridian, Miss. (Meridian)
9	Jamil Golden	QB	6-3	190	Fr.	HS	Memphis, Tenn. (Ridgeway)
9	Darius Slay	DB	6-1	190	Sr.	1L	Brunswick, Ga. (Itawamba [Miss.] CC)
10	Cameron Lawrence	LB	6-3	230	Sr.	3L	Coldwater, Miss. (Magnolia Heights)
11	Ricco Sanders	WR	5-11	185	Jr.	2L	Duncan, S.C. (Byrnes)
12	Chris Hughes	LB	6-1	225	Jr.	1L	Mobile, Ala. (Davidson)
13	Johnthan Banks	DB	6-2	185	Sr.	3L	Maben, Miss. (East Webster)
14	Sam Cowart	ATH	6-1	210	Jr.	SQ	McGee, Miss. (Mississippi College)
14	Cedric Jiles	DB	5-10	170	Fr.	HS	Clinton, Miss. (Clinton)
15	Dak Prescott	QB	6-2	230	RFr.	RS	Haughton, La. (Haughton)
16	Joe Morrow	WR	6-4	205	RFr.	RS	Ocean Springs, Miss. (Ocean Springs)
17	Deontay Evans	DB	5-10	190	Fr.	HS	McComb, Miss. (McComb)
17	Tyler Russell	QB	6-4	220	Jr.	2L	Meridian, Miss. (Meridian)
18	Brandon Hill	TE	6-2	235	So.	1L	Columbus, Miss. (West Lowndes)
19	Arceto Clark	WR	5-10	180	Sr.	3L	Verona, Miss. (Shannon)
20	Louis Watson	DB	5-11	185	Sr.	3L	Mobile, Ala. (St. Paul's Episcopal)
22	Matthew Wells	LB	6-2	215	So.	1L	Monticello, Miss. (Lawrence County)
23	Sylvester Hemphill	FB	5-11	235	Sr.	3L	Olive Branch, Miss. (Olive Branch)
24	Jamerson Love	DB	5-10	175	So.	1L	Aberdeen, Miss. (Aberdeen)
25	Corey Broomfield	DB	5-10	180	Sr.	3L	Palm Bay, Fla. (Bayside)
26	James Baldwin	ATH	5-10	195	So.	SQ	Birmingham, Ala. (Vestavia Hills)
27	LaDarius Perkins	RB	5-10	190	Jr.	2L	Greenville, Miss. (St. Joseph)
28	Derrick Milton	RB	6-0	205	RFr.	RS	Pineville, La. (Hargrave [Va.] Military Academy)
28	DeAndre Ward	DB	6-1	200	Fr.	HS	Wetumpka, Ala. (Wetumpka)
29	Quadry Antoine	DB	5-9	211	Fr.	HS	Belle Chasse, La. (Belle Chasse)
30	Jay Hughes	DB	5-11	190	So.	1L	Hattiesburg, Miss. (Oak Grove)
31	Sam Williams	WR	6-2	200	Jr.	2L	Brandon, Miss. (Northwest Rankin)
32	Marcus Green	TE	6-1	240	Sr.	2L	Scooba, Miss. (Kemper County)
33	Xavier Grindle	DB	5-10	185	Fr.	HS	Columbia, Miss. (East Marion)
34	Josh Robinson	RB	5-9	215	RFr.	RS	Franklinton, La. (Franklinton)
35	Adrian Marcus	FB	5-10	225	Jr.	2L	Alabaster, Ala. (Thompson)
37	Taveze Calhoun	DB	6-1	180	RFr.	RS	Morton, Miss. (Morton)
38	Dee Arrington	DB	6-1	215	So.	1L	Wiggins, Miss. (Stone County)
39	William Berg	P	5-9	200	Sr.	SQ	Nashville, Tenn. (Nashville Christian)
39	Richie Brown	LB	6-2	225	Fr.	HS	Long Beach, Miss. (Long Beach)
39	Mike Mordecai	P	6-3	195	Fr.	HS	Madison, Miss. (Jackson Academy)
39	Baker Swedenburg	P	6-0	185	Jr.	1L	Columbus, Miss. (Heritage Academy)
40	Devon Bell	K	6-2	185	Fr.	HS	Vicksburg, Miss. (Warren Central)
40	Taylor Earhart	K	6-1	180	Jr.	TR	Olive Branch, Miss. (Northeast [Miss.] CC)
40	Brian Egan	K	5-11	210	Jr.	1L	Prattville, Ala. (Western Illinois)
40	Charlie Grandfield	K	6-1	180	Sr.	SQ	Starkville, Miss. (Fork Union Military)
40	Evan Sobiesk	K	5-8	180	Fr.	HS	Hattiesburg, Miss. (Oak Grove)
41	Kasey Akins	ATH	5-8	175	Jr.	RS	Starkville, Miss. (East Central [Miss.] CC)
42	Beniquez Brown	LB	6-1	209	Fr.	HS	Florence, Ala. (Florence)
43	Ivan Muniz	LB	6-1	210	So.	SQ	Houston, Texas (Cypress Creek)
44	Christian Holmes	LB	6-1	225	So.	1L	Puckett, Miss. (Puckett)
45	Zachary Jackson	DB	6-1	210	RFr.	RS	Heidelberg, Miss. (Heidelberg)

2012 NUMERICAL ROSTER

No.	Name	Pos.	Ht.	Wt.	Cl.	Exp.	Hometown (Last School)
46	Kendrick Market	DB	5-10	190	RFr.	RS	Batesville, Miss. (South Panola)
47	A.J. Jefferson	DL	6-2	245	Fr.	HS	Summit, Miss. (North Pike)
48	Ryan Brown	DL	6-4	240	Fr.	HS	New Orleans, La. (Archbishop Shaw)
49	Torrey Dale	DL	6-5	230	Fr.	HS	Kenner, La. (John Curtis Christian)
50	Benardrick McKinney	LB	6-5	235	RFr.	RS	Tunica, Miss. (Rosa Fort)
51	Deontae Skinner	LB	6-2	245	Jr.	2L	Macon, Miss. (Noxubee County)
52	Ferlando Bohanna	LB	6-0	225	So.	1L	Memphis, Tenn. (Whitehaven)
53	Daniel McCray	OL	6-0	245	RFr.	SQ	Center Point, Ala. (Shades Valley)
54	Quay Evans	DL	6-3	300	Fr.	HS	Morton, Miss. (Morton)
55	Dylan Holley	OL	6-3	295	Jr.	TR	D'Iberville, Miss. (Miss. Gulf Coast CC)
56	Corvell Harrison-Gay	DL	6-3	270	Jr.	1L	Laurel, Miss. (Northeast Jones)
58	Justin Senior	OL	6-5	300	Fr.	HS	Montreal, Quebec (Hargrave [Va.] Military Academy)
59	Archie Muniz	OL	6-5	290	So.	1L	Houston, Texas (Cypress Creek)
60	Devin Jones	DL	6-1	260	Sr.	3L	Olive Branch, Miss. (DeSoto Central)
61	Gabe Jackson	OL	6-4	320	Jr.	2L	Liberty, Miss. (Amite County)
62	Devon Desper	OL	6-3	300	Fr.	HS	Madison, Miss. (Madison Central)
63	Dillon Day	OL	6-4	300	So.	1L	West Monroe, La. (West Monroe)
64	Eric Lawson	OL	6-7	305	So.	1L	Olive Branch, Miss. (Olive Branch)
65	Daniel Knox	OL	6-6	285	RFr.	RS	Collinsville, Miss. (West Lauderdale Attend. Center)
66	Ben Beckwith	OL	6-3	300	So.	1L	Benton, Miss. (Benton Academy)
67	Tobias Smith	OL	6-3	305	Sr.	2L	Columbus, Miss. (Columbus)
68	Templeton Hardy	OL	6-4	300	Sr.	2L	Como, Miss. (North Panola)
69	Corbin Stewart	OL	6-3	285	So.	SQ	Birmingham, Ala. (Briarwood Christian)
70	Justin Malone	OL	6-7	315	RFr.	RS	Madison, Miss. (Madison-Ridgeland Academy)
71	Cole Carter	OL	6-5	280	Fr.	HS	Caledonia, Miss. (Caledonia)
72	Winston Chapman	SN	6-2	225	RFr.	RS	Fairhope, Ala. (Fairhope)
72	Patrick Sparkman	ATH	6-4	310	Jr.	TR	Walnut Grove, Miss. (Jones County [Miss.] CC)
72	Bailey West	SN	5-9	203	So.	SQ	Hollandale, Miss. (Deer Creek)
73	Paul Thompson	OL	6-3	275	So.	SQ	Madison, N.J. (Hargrave [Va.] Military Academy)
74	Dewayne Cherrington	DL	6-3	335	Sr.	1L	Gwinnett, Ga. (Holmes [Miss.] CC)
75	Blaine Clausell	OL	6-7	305	So.	1L	Mobile, Ala. (Baker)
76	Joey Trapp	OL	6-4	300	Sr.	1L	Rolling Hills, Calif. (Los Angeles Harbor CC)
77	Charles Siddoway	OL	6-7	300	Jr.	TR	Eugene, Ore. (Butte College CC)
78	Damien Robinson	OL	6-7	315	So.	1L	Olive Branch, Miss. (Olive Branch)
79	Hunter Cunningham	OL	6-4	300	RFr.	RS	Maben, Miss. (East Webster)
80	Brandon Holloway	ATH	5-8	165	Fr.	HS	Tampa, Fla. (Alonso)
81	Robert Johnson	WR	6-1	220	So.	1L	Hattiesburg, Miss. (Oak Grove)
82	Rufus Warren	TE	6-6	250	RFr.	RS	Indianola, Miss. (Gentry)
83	Chris Cameron	ATH	5-10	180	Jr.	1L	Palm Beach Gardens, Fla. (Dwyer)
86	Fred Brown	WR	6-0	175	Fr.	HS	Jackson, Miss. (Jim Hill)
87	DJ Blanks	ATH	5-11	190	Jr.	SQ	Baton Rouge, La. (McKinley)
88	Nick James	DL	6-4	330	Fr.	HS	Long Beach, Miss. (Long Beach)
89	Gus Walley	TE	6-3	224	Fr.	HS	Richton, Miss. (Greene County)
90	Denico Autry	DL	6-5	255	Jr.	TR	Albemarle, N.C. (East Mississippi CC)
91	Preston Smith	DL	6-6	245	So.	1L	Stone Mountain, Ga. (Stephenson)
92	Kaleb Eulls	DL	6-4	280	So.	1L	Yazoo City, Miss. (Yazoo County)
93	P.J. Jones	DL	6-3	280	So.	1L	Tupelo, Miss. (Tupelo)
94	Nelson Adams	DL	6-3	289	Fr.	HS	Brandon, Miss. (Brandon)
95	Jordan Washington	DL	6-0	270	Fr.	HS	Sugar Hill, Ga. (North Gwinnett)
96	Shane McCardell	DL	6-5	260	Sr.	3L	Beaumont, Texas (West Brook)
97	Josh Boyd	DL	6-3	300	Sr.	3L	Philadelphia, Miss. (Philadelphia)
98	Curtis Virges	DL	6-3	305	So.	1L	West Point, Miss. (West Point)
99	John Harris	DL	6-5	235	RFr.	RS	Boynton Beach, Fla. (Boynton Beach Community)