



ALABAMA CRIMSON TIDE

NOTES PACKAGE



12 NATIONAL CHAMPIONSHIPS

21 SEC CHAMPIONSHIPS

54 BOWL APPEARANCES

GAME 10: #21 ALABAMA CRIMSON TIDE (6-3) VS. MISSISSIPPI STATE BULLDOGS (5-4)
Nov. 10, 2007 -- Davis-Wade Stadium/Scott Field (55,082) -- Starkville, Miss.
11:34 a.m. (CST) -- Lincoln Financial Sports

Alabama Football

ALABAMA ON THE ROAD AT MISSISSIPPI STATE

The 21st ranked University of Alabama football looks to keep its perfect 2007 road record intact when the Crimson Tide travels to Starkville, Miss., for an SEC Western Division matchup with the Mississippi State Bulldogs. The game will be played at Davis-Wade Stadium at Scott Field and will be televised regionally by Lincoln Financial Sports, with Bill Rosinski (play-by-play), Dave Archer (analyst) and Jenn Hildreth (sideline reporter) calling the action. The game will be shown mainly in Alabama, Mississippi and Louisiana and kickoff is set for 11:34 a.m. (CST). This will be Alabama's fourth appearance on the SEC syndicator this season. LFS has also shown the Tide against Vanderbilt, Ole Miss and Tennessee. The 62-station Crimson Tide Sports Network will also air the game on radio, beginning three hours prior to kickoff, with Eli Gold (play-by-play), Kenny Stabler (analyst) and Barry Krausz (sideline reporter). Alabama broadcasts are also available on Sirius Satellite Radio (channel 119). **Alabama (6-3, 4-2 SEC)** saw its three-game winning snapped last Saturday with a 41-34 loss to No. 3 LSU at Bryant-Denny Stadium. The Crimson Tide overcame a 17-3 second quarter deficit and built a 27-17 lead in the third quarter before falling to the Tigers. Senior Keith Brown had two touchdown catches in the game. Sophomore return specialist Javier Arenas had a 61-yard punt return in the fourth quarter that gave the Tide a 34-27 lead. **Mississippi State (5-3, 3-2 SEC)** is coming off an open date last weekend. The Bulldogs have not played since a 34-14 win at Kentucky on Oct. 28. MSU beat Alabama 24-16 last year in Tuscaloosa to snap a five-game series losing streak.

WHAT'S INSIDE:

| Topic | Page |
|-------------------------------------------------|-------|
| 2007 Alabama Football Media Services | 2 |
| 2007 Crimson Tide Sports Network Media Services | 3 |
| NCAA, SEC Stats Leaders; Weekly Polls | 4 |
| Head Coach Nick Saban | 5-8 |
| Alabama Football Coaching Staff | 9 |
| Alabama Football History | 10-11 |
| 2007 Alabama Football Notes | 12-17 |
| Former Tide Players Become Head Coaches | 18-19 |
| John Parker Wilson | 20-23 |
| DJ Hall | 24-26 |
| Terry Grant, Wallace Gilberry & Javier Arenas | 27-29 |
| November Record | 30 |
| Alabama-Mississippi State Series | 31-36 |
| 2007 Roster Breakdown | 37-39 |
| Alabama Offensive Notes | 40-44 |
| Alabama Defensive Notes | 44-46 |
| Alabama Special Teams Notes | 47 |
| Miscellaneous Notes | 48-51 |
| 2007 Alabama Depth Chart | 52 |
| Game-By-Game Starters | 53 |
| Player Game-By-Game Statistics | 54-64 |
| 2007 Opponent Schedules | 65 |
| Bryant-Denny Stadium | 66-68 |
| 2007 Game Recaps | 69-77 |

THE HEAD COACHES

Alabama head football coach **Nick Saban (Kent State, 1973)** was named the school's 27th head coach on Jan. 3, 2007. Saban has compiled a 97-45-1 (.680) record as a college head coach. He led LSU to a 13-1 record and the BCS National Championship in 2003. He was 48-16 (.750) in his five years at LSU, including two SEC championships. Overall, Saban has coached three conference championship teams (1990 Mid-American, 2001 SEC and 2003 SEC) and eight of his 11 teams have played in post-season bowl games. Saban also has a wealth of coaching experience in the National Football League, serving as secondary coach (Houston, 1988-89), defensive coordinator (Cleveland, 1991-94) and head coach (Miami, 2005-06). Saban is 5-0 vs. Mississippi State in his coaching career. Mississippi State head coach **Sylvester Croom (Alabama, 1975)** is one of 26 former Alabama players to become head coach at a Football Bowl Subdivision (formerly Division IA) school. Croom is 14-29 (.326) in his fourth season with the Bulldogs. This is his first head coaching stint. He was an assistant coach at Alabama from 1976-86 under Paul Bryant and Ray Perkins before embarking on a career as an assistant coach in the National Football League. He was on an Alabama staff that led the Crimson Tide to 10 bowl games and back-to-back national titles in 1978 and 1979. He tutored NFL first-rounders E.J. Junior, Mike Pitts, Cornelius Bennett and Derrick Thomas. During his NFL career, Croom was instrumental in the development of NFL star running backs Ahman Green (Green Bay), Natrone Means (San Diego) and Barry Sanders (Detroit). He coached for the San Diego Chargers in Super Bowl XXIX. He is a Tuscaloosa, Ala., native and graduate of Tuscaloosa High School. Croom is 1-2 (.333) against his alma mater.

NEXT GAME

Alabama will play its final home game and final non-conference game of the 2007 season on Saturday, Nov. 17, when the Crimson Tide hosts the Louisiana Monroe Warhawks at Bryant-Denny Stadium. The kickoff time has not been announced.

Quick Facts

Alabama in the latest polls:

| | |
|--------------------|----|
| Associated Press | 21 |
| USA Today Coaches | 23 |
| Harris Interactive | 22 |
| BCS Standings | 22 |

ALABAMA QUICK NOTES: Sophomore Javier Arenas was named the SEC Special Teams Player of the Week after a 237-yard performance against No. 3 LSU last Saturday ... Arenas had three punt retruns for 69 yards, including a 61-yard touchdown in the fourth quarter that gave the Tide a 34-27 lead ... He added eight kickoff returns for 168 yards ... Arenas has five kick returns this season of 50 or more yards, which is the second-most in the nation ... Senior defensive end Wallace Gilberry has seven sacks in his last four games and is second in the SEC and 20th nationally with 0.78 sacks per game this season ... Running back/kick returner Jonathan Lowe played at Mississippi State in 2004 and 2005 ... MSU head coach Sylvester Croom is one of five former Alabama players currently serving as a collegiate head coach ... The others are Neil Callaway (UAB), Mike DuBose (Millsaps), Joey Jones (Birmingham Southern) and Mike Riley (Oregon State) ... In all 26 former Tide players have been collegiate head coaches and have worked nearly 2,500 games ... Alabama is 10-1 all-time on Nov. 10th.

#21 Alabama (6-3, 4-2 SEC)

| Date | Opponent | TV | Time/Score |
|--------------|-----------------------------|------------|-------------------|
| 9-1 | Western Carolina | PPV | W, 52-6 |
| 9-8 | at Vanderbilt | LFS | W, 24-10 |
| 9-15 | (16) Arkansas | ESPN | W, 41-38 |
| 9-22 | (22) Georgia | ESPN | L, 23-26 (OT) |
| 9-29 | *Florida State | CBS | L, 14-21 |
| 10-6 | Houston (HC) | PPV | W, 30-24 |
| 10-13 | at Ole Miss | LFS | W, 27-24 |
| 10-20 | (20) Tennessee | LFS | W, 41-17 |
| 11-3 | (3) LSU | CBS | L, 34-41 |
| 11-10 | at Mississippi State | LFS | 11:30 a.m. |
| 11-17 | UL Monroe | | TBA |
| 11-24 | at (16) Auburn | | TBA |

* -- at Jacksonville, Fla.

Mississippi State (5-4, 2-3 SEC)

| Date | Opponent | TV | Time/Score |
|--------------|------------------------|------------|-------------------|
| 8-30 | (2) LSU | espn2 | L, 0-45 |
| 9-8 | at Tulane | CSS | W, 38-17 |
| 9-15 | at Auburn | LFS | W, 14-13 |
| 9-22 | Gardner-Webb | | W, 31-15 |
| 9-29 | at (17) South Carolina | | L, 21-38 |
| 10-6 | UAB (HC) | | W, 30-13 |
| 10-13 | Tennessee | | L, 21-33 |
| 10-20 | at (8) West Virginia | | L, 13-38 |
| 10-27 | at (15) Kentucky | LFS | W, 34-14 |
| 11-10 | (21) ALABAMA | LFS | 11:30 a.m. |
| 11-17 | at *Arkansas | | TBA |
| 11-23 | Ole Miss | LFS | 11:30 a.m. |

* - Little Rock, Arkansas

ALABAMA MEDIA SERVICES (vs. Miss. State)

| NOV. 5 | NOV. 6 | NOV. 7 | NOV. 8 | NOV. 9 | NOV. 10 | NOV. 11 |
|-----------------------------------------------------------------------|----------------------------------------------------|--------------------------------------------------------------------------------------------|-------------------------------------------|-------------------------------------|--------------------------------------------------------------------------------------|--------------------------------|
| 11:30 A.M. ALABAMA FOOTBALL MEDIA DAY 3:30 P.M. PRACTICE | 3:30 P.M. PRACTICE 6 P.M. PLAYER INTERVIEWS | 3:30 P.M. PRACTICE 6 P.M. COACH SABAN INTERVIEWS 6:30 P.M. PLAYER INTERVIEWS | 3:50 P.M. PRACTICE NO MEDIA ACCESS | TBA PRACTICE NO MEDIA ACCESS | ALABAMA AT MISSISSIPPI STATE 11:34 AM LFS POSTGAME COACH SABAN PLAYERS | OFF DAY NO MEDIA ACCESS |

ALABAMA GAME WEEK MEDIA SCHEDULE

Here is the Crimson Tide's complete practice schedule for the week of the Alabama-Mississippi State game.

| Date | Time | Event |
|-------------------|-------------|--------------------------------------------------------------------------------------------------------------------------------------------|
| Monday, Nov. 5 | 11:30 a.m. | Alabama Football Media Day (Naylor Stone Media Room) Coach Saban and selected players Listen-only teleconference: 1-800-973-1544 |
| | 3:30 p.m. | Practice at Thomas-Drew Practice Facility CTSM Satellite Feed (15-minute feed) Galaxy 12, Transponder 2, 11740 horizontal |
| Tuesday, Nov. 6 | 3:30 p.m. | Practice at Thomas-Drew Practice Facility |
| | 5:30 p.m. | Player Interviews (Naylor Stone Media Room) |
| Wednesday, Nov. 7 | 10:35 a.m. | Coach Saban on SEC Teleconference (1-877-381-5694) |
| | 3:30 p.m. | Practice at Thomas-Drew Practice Facility |
| | 6 p.m. | Coach Saban Post Practice Media Session |
| | 6:20 p.m. | Player Interviews (Naylor Stone Media Room) |
| Thursday, Nov. 8 | 3:50 p.m. | Practice at Thomas-Drew Practice Facility (No Media Access) |
| | 6:30-7 p.m. | "Hey Coach!" Live from Baumhower's Wings Sports Grille |
| | 7-8 p.m. | "The Nick Saban Show" Coach Saban's weekly radio call-in show Live from Baumhower's Wings Sports Grille |
| Friday, Nov. 9 | TBA | Alabama walk-thru (No Media Access) |
| Saturday, Nov. 10 | 11:34 a.m. | Alabama at Mississippi State (LFS) |

All times are central standard time.

HELPFUL HINTS IN COVERING THE CRIMSON TIDE:

*Media are allowed to watch the first two periods of practice on Monday, Tuesday and Wednesday.

*Please contact Jeff Purinton (jpurinton@ia.ua.edu) or Corey Hoodjer (choodjer@ia.ua.edu) for all player interview requests.

Media Relations Directory

Media Relations Phone:

205-348-6084

Media Relations Fax:

205-348-8841

Mailing Address:

Box 870391

Tuscaloosa, AL 35487-0391

Overnight Address:

1201 Coliseum Drive

Coleman Coliseum, Room 170A

Tuscaloosa, AL 35487

Internet Addresses:

www.rolltide.com

www.crimsontradition.com

www.coachsaban.net

Associate Director of Athletics
for Media Relations:

Doug Walker

Work: 348-7245

Cell: 310-8682

e-mail: dwalker@ia.ua.edu

Associate Director of Athletics
for Football Media Relations:

Jeff Purinton

Work: 348-3631

Cell: 535-6889

e-mail: jpurinton@ia.ua.edu

Associate Directors of Media Relations:

Becky Hopf

Work: 348-5401

Cell: 242-8546

e-mail: bhopf@ia.ua.edu

Roots Woodruff

Office: 348-2088

Cell: 394-2758

e-mail: rwoodruff@ia.ua.edu

Assistant Directors of Media Relations:

Barry Allen

Office: 348-8836

Cell: 394-2153

e-mail: ballen@ia.ua.edu

Corey Hoodjer

Office: 348-7496

Cell: (515) 451-9670

e-mail: choodjer@ia.ua.edu

Media Relations Interns:

Jason Kirksey

Office: 348-7476

Cell: (251) 370-8258

e-mail: jkirksey@ia.ua.edu

Lindsay Frantz

Office: 348-7486

e-mail: lfrantz@ia.ua.edu

Athletic Photographer:

Kent Gidley

Work: 348-2301

Cell: 239-6455

e-mail: kgidley@ia.ua.edu

CRIMSON TIDE SPORTS NETWORK

The multimedia rights holder for the University of Alabama is **Crimson Tide Sports Marketing**. CTSM is a joint venture of Learfield Communications of Jefferson City, Mo., and International Sports Properties, based in Winston Salem, N.C. Michael Alford serves as the network's general manager. Tom Roberts is the Director of Broadcasting. CTSM may be reached by calling 205-348-9600.

Alabama Football on Radio and TV

Live Radio: Crimson Tide Sports Network (60-plus stations)
SIRIUS Satellite Radio (Channel 119)

Live TV: LFS w/

Replay TV: Chris Stewart, Tyler Watts and Barry Krauss
CSS (Sunday, 3 p.m.), **WOTM** (Birmingham, Sunday, TBA), **WVUA** (Tuscaloosa, Saturday, 11 p.m.), **WZDX** (Huntsville, Saturday, 11 p.m.), **WPMI** (Mobile, Sunday, 7 p.m.), **WNCF** (Montgomery, Sunday, TBA) and **WYAM** (Decatur, Sunday, TBA).

CTSM Media Services (vs. Mississippi State)

Monday, Nov. 5

3:30 p.m. CTSM Weekly Satellite Feed
Galaxy 17, Transponder 2 (11740 horizontal)

Saturday, Nov. 10

8:30 a.m. (CST) Alabama Pregame with Eli Gold, Kenny Stabler, Barry Krauss and Tom Roberts from Starkville, Miss.

11:30 a.m. (CST) Alabama at Mississippi State

3 p.m. (After the game) Regions Bank 5th Quarter Show; Post-game interviews from the Alabama locker room; Roberts and Stewart wrap up the game with stats and highlights; UA Post-Game Party live at Baumhower's Wings Sports Grille (home games only)

2007 ALABAMA FOOTBALL AFFILIATES

| | |
|------------------------|-----------------------------------------------|
| Anniston | WHMA-FM 95.5 |
| Apalachicola, Fla. | WFCT-FM 105.5 |
| Arab | WAFN-FM 92.7 |
| Birmingham | WZRR-FM 99.5 WJOX-AM 690 WAPI-AM 1070 |
| Brewton | WKNU-FM 106.3 |
| Butler | WPRN-FM 107.7 |
| Centre | WRHY-FM 105.9 |
| Clanton | WKLF-AM 980 WPHF-FM 97.7 |
| Columbus, Ga. | WEAM-AM 1580 |
| Corinth, Miss. | WADI-FM 95.3 |
| Cullman | WFMH-AM 1340 |
| Decatur | WWTM-AM 1400 |
| Dothan | WAGF-AM 1320 WAGF-FM 101.3 WRVX-FM 97.9 |
| Eufaula | WRVX-FM 97.9 |
| Fayette | WLDX-AM 990 |
| Florence | WYTK-FM 93.9 |
| Ft. Walton Beach, Fla. | WBAU-AM 1400 |
| Gadsden | WAAX-AM 570 |
| Georgiana | WFXX-FM 107.7 |
| Haleyville | WJBB-AM 1230 WJBB-FM 92.7 |
| Hattiesburg, Miss. | WHSY-AM 950 |
| Huntsville | WUMP-AM 730 WVNN-AM 770 WVNN-FM 92.5 |
| Jackson, Ala. | WRJX-AM 1230 WBMH-FM 106.1 |
| Jacksonville, Fla. | WIOJ-AM 1010 |
| Jasper | WIXI-AM 1360 |
| Linden | WINL-FM 98.5 |
| McComb, Miss. | WHNY-AM 1250 |
| Meridian, Miss. | WZKR-FM 103.3 |
| Mobile | WZEW-FM 92.1 WNSP-FM 105.5 |
| Monroeville | WMFC-AM 1360 WMFC-FM 99.3 |
| Montgomery | WAFX-FM 95.1 WMSP-AM 740 |
| Oneonta | WCRL-AM 1570 WKLD-FM 97.7 |
| Opp | WAMI-AM 860 WAMI-FM 102.3 |
| Panama City, Fla. | WBPC-FM 95.1 |
| Pell City | WFHK-AM 1430 |
| Russellville | WGOL-AM 920 |
| Scottsboro | WKEA-FM 98.3 WWIC-AM 1050 |
| Selma | WHBB-AM 1490 WDXX-FM 100.1 |
| Spartanburg, S.C. | WASC-AM 1530 |
| Sylacauga | WFEB-AM 1340 |
| Tallassee | WACQ-AM 1130 |
| Tuscaloosa | WZBQ-FM 94.1 WRTR-FM 105.9 WACT-AM 1420 |
| West Point, Ga. | WCJM-FM 100.9 |
| Winfield | WKXM-AM 1300 WKXM-FM 97.7 |

Nick Saban TV Show Affiliates

| | |
|------------|-------------------------------------------------------|
| Birmingham | WVTM (Sunday, 10:30 p.m.) WOTM (Monday, 6:30 p.m.) |
| Huntsville | WZDK (Sunday, 9 p.m.) |
| Mobile | WJTC (Sunday, 6:30 p.m.) |
| Dothan | WTVY (Sunday, 10:30 p.m.) |
| Montgomery | WNFC (Sunday, 10 p.m.) |
| Tuscaloosa | WVUA (Monday, 6:30 p.m.) |
| Others: | CSS (Tuesday, 4:30 p.m.) |

ALABAMA - NCAA/SEC STATS

2007 NCAA TEAM STATS

| | |
|-------------------------|---------------|
| Scoring Offense | 31.78 (35th) |
| Scoring Defense | 23.0 (45th) |
| Rushing Offense | 153.33 (62nd) |
| Rushing Defense | 126.44 (38th) |
| Passing Offense | 242.56 (47th) |
| Passing Defense | 241.89 (80th) |
| Pass Efficiency Offense | 119.47 (89th) |
| Pass Efficiency Defense | 117.97 (41st) |
| Total Offense | 395.89 (56th) |
| Total Defense | 368.33 (52nd) |
| Kickoff Returns | 21.06 (76th) |
| Punt Returns | 17.45 (6th) |
| Net Punting | 33.44 (84th) |
| Turnover Margin | 1.00 (11th) |

2007 SEC TEAM STATS

| | |
|-------------------------|--------------------|
| Scoring Offense | 31.78 (6th) |
| Scoring Defense | 23.0 (7th) |
| Rushing Offense | 153.33 (9th) |
| Rushing Defense | 126.44 (4th) |
| Passing Offense | 242.56 (5th) |
| Passing Defense | 241.89 (11th) |
| Pass Efficiency Offense | 119.47 (9th) |
| Pass Efficiency Defense | 117.97 (8th) |
| Total Offense | 395.89 (6th) |
| Total Defense | 368.33 (9th) |
| Kickoff Returns | 21.06 (9th) |
| Punt Returns | 17.45 (1st) |
| Net Punting | 33.44 (10th) |
| Turnover Margin | 1.00 (2nd) |

2007 NCAA INDIVIDUAL STATS

| | |
|----------------------|-----------------------------------|
| Rushing: | Terry Grant, 80.0 (59th) |
| Total Offense: | John Parker Wilson, 238.22 (42nd) |
| Pass Efficiency: | John Parker Wilson, 117.53 (84th) |
| Receptions Per Game: | DJ Hall, 5.78 (t44th) |
| Receiving Yards: | DJ Hall, 93.3 (20th) |
| Field Goals: | Leigh Tiffin, 1.89 (t8th) |
| Scoring: | Leigh Tiffin, 9.0 (t28th) |
| Punting: | P.J. Fitzgerald, 38.4 (96th) |
| Punt Returns: | Javier Arenas, 17.16 (6th) |
| Kickoff Returns: | Javier Arenas, 23.78 (65th) |
| Interceptions: | Rashad Johnson, 0.56 (t7th) |
| | Kareem Jackson, 0.33 (t74th) |
| Sacks: | Wallace Gilberry, 0.78 (t20th) |
| Tackles for Loss: | Wallace Gilberry, 1.67 (t7th) |

2007 SEC INDIVIDUAL STATS

| | |
|-------------------------|------------------------------------|
| Rushing: | Terry Grant, 80.0 (59th) |
| | Glen Coffee, 59.0 (12th) |
| Total Offense: | John Parker Wilson, 238.22 (3rd) |
| | Terry Grant, 80.0 (18th) |
| | Glen Coffee, 59.0 (24th) |
| Pass Efficiency: | John Parker Wilson, 117.53 (8th) |
| Receptions Per Game: | DJ Hall, 5.78 (t3rd) |
| | Matt Caddell, 3.33 (19th) |
| | Mike McCoy, 2.67 (t24th) |
| Receiving Yards: | DJ Hall, 93.3 (1st) |
| | Matt Caddell, 34.67 (23rd) |
| Field Goals: | Leigh Tiffin, 1.89 (1st) |
| Scoring: | Leigh Tiffin, 9.0 (5th) |
| | Terry Grant, 5.33 (t17th) |
| Punting: | P.J. Fitzgerald, 38.4 (10th) |
| Punt Returns: | Javier Arenas, 17.16 (2nd) |
| Kickoff Returns: | Javier Arenas, 23.78 (9th) |
| All-Purpose Yards: | Javier Arenas, 97.0 (13th) |
| | Terry Grant, 96.89 (14th) |
| | DJ Hall, 93.33 (18th) |
| | Glen Coffee, 76.43 (24th) |
| Interceptions: | Rashad Johnson, 0.56 (t1st) |
| | Kareem Jackson, 0.33 (t7th) |
| | Simeon Castille, 0.11 (t11th) |
| | Ezekial Knight, 0.11 (t11th) |
| Sacks: | Wallace Gilberry, 0.78 (t2nd) |
| Tackles for Loss: | Wallace Gilberry, 1.67 (2nd) |
| | Ezekial Knight, 0.72 (t23rd) |

Associated Press Top 25

| Rk | Team | Record | Pts | PVS |
|------------|------------------|------------|--------------|-----------|
| 1. | Ohio State (60) | 10-0 | 1,616 | 1 |
| 2. | LSU (5) | 8-1 | 1,523 | 3 |
| 3. | Oregon | 8-1 | 1,517 | 4 |
| 4. | Oklahoma | 8-1 | 1,421 | 5 |
| 5. | Kansas | 9-0 | 1,329 | 8 |
| 6. | West Virginia | 7-1 | 1,327 | 7 |
| 7. | Missouri | 8-1 | 1,260 | 9 |
| 8. | Boston College | 8-1 | 1,051 | 2 |
| 9. | Arizona State | 8-1 | 1,042 | 6 |
| 10. | Georgia | 7-2 | 1,021 | 10 |
| 11. | Virginia Tech | 7-2 | 923 | 11 |
| 12. | USC | 7-2 | 817 | 13 |
| 13. | Michigan | 8-2 | 783 | 15 |
| 14. | Hawaii | 8-0 | 776 | 12 |
| 15. | Texas | 8-2 | 735 | 14 |
| 16. | Connecticut | 8-1 | 665 | 16 |
| 17. | Florida | 6-3 | 623 | 18 |
| 18. | Auburn | 7-3 | 611 | 19 |
| 19. | Boise State | 8-1 | 372 | 21 |
| 20. | Clemson | 7-2 | 340 | 25 |
| 21. | ALABAMA | 6-3 | 335 | 17 |
| 22. | Tennessee | 6-3 | 245 | 24 |
| 23. | Virginia | 8-2 | 212 | NR |
| 24. | California | 6-3 | 127 | NR |
| (tie) | Kentucky | 6-3 | 127 | NR |

Others Receiving Votes: Florida State (89), Cincinnati (68), BYU (44), Penn State (38), Illinois (27), **Arkansas (20)**, Wisconsin (12), South Florida (11), Wake Forest (8), South Carolina (6), Purdue (3) and Troy (1).

USA Today/Coaches Top 25

| Rk | Team | Record | Pts | PVS |
|------------|------------------|------------|--------------|-----------|
| 1. | Ohio State (55) | 10-0 | 1,493 | 1 |
| 2. | LSU (1) | 8-1 | 1,393 | 3 |
| 3. | Oregon (2) | 8-1 | 1,376 | 4 |
| 4. | Oklahoma (2) | 8-1 | 1,330 | 5 |
| 5. | Kansas | 9-0 | 1,241 | 8 |
| 6. | West Virginia | 7-1 | 1,222 | 7 |
| 7. | Missouri | 8-1 | 1,143 | 9 |
| 8. | Boston College | 8-1 | 951 | 2 |
| 9. | Arizona State | 8-1 | 946 | 6 |
| 10. | Georgia | 7-2 | 927 | 10 |
| 11. | Virginia Tech | 7-2 | 829 | 13 |
| 12. | Hawaii | 8-0 | 807 | 11 |
| 13. | Michigan | 8-2 | 770 | 14 |
| 14. | Texas | 8-2 | 757 | 12 |
| 15. | USC | 7-2 | 706 | 15 |
| 16. | Connecticut | 8-1 | 568 | 20 |
| 17. | Auburn | 7-3 | 551 | 16 |
| 18. | Florida | 6-3 | 529 | 17 |
| 19. | Boise State | 8-1 | 368 | 21 |
| 20. | Clemson | 7-2 | 318 | 24 |
| 21. | Virginia | 8-2 | 259 | NR |
| 22. | Kentucky | 6-3 | 197 | 23 |
| 23. | ALABAMA | 6-3 | 174 | 18 |
| 24. | Tennessee | 6-3 | 114 | NR |
| 25. | Penn State | 7-3 | 105 | NR |

Others Receiving Votes: Wisconsin (86), California (74), Cincinnati (58), Illinois (45), BYU (39), **Florida State (26)**, **Arkansas (20)**, Texas Tech (18), Wake Forest (17), South Carolina (16), Purdue (14), South Florida (5), Houston (4), Oklahoma State (3), Fresno State (1).

Harris Interactive

| Rk | Team | Record | Pts | PVS |
|------------|------------------|------------|--------------|-----------|
| 1. | Ohio State (112) | 10-0 | 2,823 | 1 |
| 2. | LSU | 8-1 | 2,640 | 3 |
| 3. | Oregon (1) | 8-1 | 2,590 | 5 |
| 4. | Oklahoma | 8-1 | 2,518 | 4 |
| 5. | Kansas | 9-0 | 2,322 | 8 |
| 6. | West Virginia | 7-1 | 2,291 | 7 |
| 7. | Missouri | 8-1 | 2,111 | 9 |
| 8. | Boston College | 8-1 | 1,836 | 2 |
| 9. | Arizona State | 8-1 | 1,720 | 6 |
| 10. | Hawaii | 8-0 | 1,677 | 10 |
| 11. | Georgia | 7-2 | 1,651 | 12 |
| 12. | Texas | 8-2 | 1,540 | 11 |
| 13. | Virginia Tech | 7-2 | 1,500 | 14 |
| 14. | USC | 7-2 | 1,404 | 13 |
| 15. | Michigan | 8-2 | 1,332 | 15 |
| 16. | Connecticut | 8-1 | 1,137 | 19 |
| 17. | Florida | 6-3 | 1,079 | 16 |
| 18. | Auburn | 7-3 | 975 | 18 |
| 19. | Boise State | 8-1 | 747 | 22 |
| 20. | Clemson | 7-2 | 493 | NR |
| 21. | Virginia | 8-2 | 486 | NR |
| 22. | ALABAMA | 6-3 | 437 | 17 |
| 23. | Kentucky | 6-3 | 288 | 24 |
| 24. | Tennessee | 6-3 | 251 | NR |
| 25. | California | 6-3 | 191 | NR |

Others Receiving Votes: Penn State (178), Cincinnati (123), Wisconsin (115), Illinois (53), Florida State (41), Arkansas (39), BYU (37), South Florida (26), South Carolina (24), Wake Forest (21), Purdue (13), Air Force (8), Texas Tech (5), Rutgers (2) and Fresno State (1).

BCS Standings

| Rk | Team | Record | Pts | PVS |
|------------|------------------|------------|--------------|-----------|
| 1. | Ohio State | 10-0 | .9949 | 1 |
| 2. | LSU | 8-1 | .9411 | 3 |
| 3. | Oregon | 8-1 | .9180 | 5 |
| 4. | Kansas | 9-0 | .8431 | 8 |
| 5. | Oklahoma | 8-1 | .8393 | 6 |
| 6. | Missouri | 8-1 | .7431 | 9 |
| 7. | West Virginia | 7-1 | .7419 | 7 |
| 8. | Boston College | 8-1 | .6980 | 2 |
| 9. | Arizona State | 8-1 | .6932 | 4 |
| 10. | Georgia | 7-2 | .6075 | 10 |
| 11. | Virginia Tech | 7-2 | .5645 | 11 |
| 12. | Michigan | 8-2 | .4916 | 12 |
| 13. | Connecticut | 8-1 | .4637 | 13 |
| 14. | Texas | 8-2 | .4399 | 15 |
| 15. | Florida | 6-3 | .4015 | 20 |
| 16. | Hawaii | 8-0 | .3722 | 14 |
| 17. | USC | 7-2 | .3759 | 19 |
| 18. | Auburn | 7-3 | .3303 | 16 |
| 19. | Virginia | 7-2 | .2749 | 23 |
| 20. | Boise State | 8-1 | .2333 | 22 |
| 21. | Clemson | 7-2 | .2288 | 25 |
| 22. | ALABAMA | 6-3 | .1669 | 17 |
| 23. | Penn State | 7-3 | .1243 | NR |
| 24. | Tennessee | 6-3 | .1049 | NR |
| 25. | Kentucky | 6-3 | .0911 | NR |

Alabama opponents listed in boldface.

ALABAMA HEAD COACH NICK SABAN

NICK SABAN FILE

Born: Oct. 31, 1951
Fairmont, West Virginia

Wife: Terry

Children: Nicholas and Kristen

Education: Kent State
Bachelor's Degree
Business (1973)

Kent State
Master's Degree
Sports
Administration (1975)

Previous Coaching Experience:

Miami Dolphins Head Coach (2005-06)

LSU Head Coach (2000-04)

Michigan State Head Coach (1995-99)

Cleveland Browns Secondary (1991-94)

Toledo Head Coach (1990)

Houston Oilers Secondary (1988-89)

Michigan State Defensive Coordinator
Secondary (1983-87)

YEAR-BY-YEAR RECORD

Toledo (9-2, .818)

| Year | Overall | Conference | Notes |
|------|---------|------------|------------|
| 1990 | 9-2 | 7-1 | MAC Champs |

Michigan State (34-24-1, .585)

| Year | Overall | Conference | Notes |
|------|---------|------------|-------------------|
| 1995 | 6-5-1 | 4-3-1 | Independence Bowl |
| 1996 | 6-6 | 5-3 | Sun Bowl |
| 1997 | 7-5 | 4-4 | Aloha Bowl |
| 1998 | 6-6 | 4-4 | |
| 1999 | 9-2 | 6-2 | 2nd Place Big Ten |

LSU 48-16 (.750)

| Year | Overall | Conference | Notes |
|------|---------|------------|-----------------------------------------------|
| 2000 | 8-4 | 5-3 | Peach Bowl |
| 2001 | 10-3 | 5-3 | SEC Champions Sugar Bowl |
| 2002 | 8-5 | 5-3 | SEC West Champs |
| 2003 | 13-1 | 7-1 | BCS National Champs SEC Champs; Sugar Bowl |
| 2004 | 9-3 | 6-2 | Outback Bowl |

Miami Dolphins (15-17, .469)

| Year | Overall | Notes |
|------|---------|--------------------------------------------------------|
| 2005 | 9-7 | Dolphins 5-game improvement was among NFL's best |
| 2006 | 6-10 | |

Alabama (6-3, .667)

| Year | Overall | Conference | Notes |
|------|---------|------------|-------|
| 2007 | 6-3 | 4-2 | |

ALABAMA HEAD FOOTBALL COACH NICK SABAN

*Saban brings a 97-45-1 (.680) record as a college head coach into this week's game. He has three conference championships and eight of his teams have played in post-season bowl games. He is 32-14 (.696) in SEC games, which ranks as the sixth best winning percentage in league history.

*His most recent college head coaching stint, a five-season run at LSU, produced a record of 48-16 (.750), one national championship (2003), two Southeastern Conference championships, three SEC West Division championships, and a 3-2 record in bowl games including two Sugar Bowl victories and a Peach Bowl win. The Tigers constructed a 28-12 (.700) record against SEC opponents under Saban's guidance. He was named the 2003 National Coach of the Year by the Associated Press and earned both the Paul W. "Bear" Bryant National Coach of the Year Award and the Eddie Robinson Coach of the Year Award by the Football Writers Association of America. Saban was named SEC Coach of the Year twice (by the Birmingham News in 2001 and by the Associated Press in 2003).

*Saban served as head coach at Michigan State from 1995-99, his second stint at the East Lansing school as he also spent 1983-87 as the Spartans' defensive coordinator/secondary coach. After playing in just one bowl game in the previous four years, Michigan State made four postseason appearances in Saban's five years at the helm. Saban led MSU to a 34-24-1 (.585) record as head coach.

*In 1999, Saban led his final Spartans team to a No. 7 national ranking as MSU finished in a tie for second in the Big Ten. The Spartans defeated Notre Dame, Michigan, Ohio State and Penn State in the same year for the first time since 1965 and recorded six wins at home for the first time since the 1912 season. The Spartans' performance that year landed them a spot in the Citrus Bowl. The Spartans led the Big Ten in rushing defense (77.0 yards per game) and total defense (299.0 yards per game) while ranking fifth nationally in rushing defense and 11th in total defense. The Michigan State offense averaged 31.0 points per game.

*Saban's first head coaching position came at the University of Toledo in 1990, as he guided the Rockets to a record of 9-2 that year, finishing as co-champions of the Mid-American Conference. The Rockets ranked among the NCAA leaders in both total defense (12th at 284.8 yards) and scoring defense (16th at 16.2 points), and missed posting an undefeated record by a mere five points.

*A native of Fairmont, W.Va., Saban is a 1973 graduate of Kent State University where he earned a bachelor's degree in business. He earned a master's degree in sports administration from Kent State in 1975. Born October 31, 1951, Saban and his wife, the former Terry Constable, have two children, Nicholas and Kristen.

Saban also is a published author. He co-authored "Tiger Turnaround" in 2001, a book documenting his first two years as head coach at LSU, and co-authored "How Good Do You Want to Be" in 2005, a book that offers real-life principles for success at work and at home.

*Saban and his wife, Terry, supported several charitable and civic projects in Louisiana. The largest of those efforts was with the Children's Miracle Network, for which Terry and Nick raised more than \$100,000 a year for children. At Michigan State, Saban started the "Nick's Kids" Foundation, which the Sabans continue here in Tuscaloosa.

NICK SABAN YEAR-BY-YEAR RESULTS

TOLEDO (1990: 9-2, 7-1 MAC)

| Date | Opponent | Score |
|-------|---------------------|----------|
| 9-8 | at Miami, Ohio | W, 20-14 |
| 9-15 | Northern Illinois | W, 23-14 |
| 9-22 | at Ball State | W, 28-16 |
| 9-29 | at Ohio | W, 27-20 |
| 10-6 | Eastern Michigan | W, 37-23 |
| 10-13 | Bowling Green | W, 19-13 |
| 10-20 | at Central Michigan | L, 13-12 |
| 10-27 | Kent State | W, 28-14 |
| 11-3 | at Western Michigan | W, 37-9 |
| 11-10 | Navy | L, 14-10 |
| 11-17 | Arkansas State | W, 43-28 |

MICHIGAN STATE (1995: 6-5-1, 4-3-1 Big 10)

| Date | Opponent | Score |
|-------|-------------------------|----------|
| 9-9 | Nebraska | L, 50-10 |
| 9-16 | at Louisville | W, 30-7 |
| 9-23 | at Purdue | T, 35-35 |
| 9-30 | Boston College | W, 25-21 |
| 10-7 | Iowa (HC) | L, 21-7 |
| 10-14 | at Illinois | W, 27-21 |
| 10-21 | Minnesota | W, 34-31 |
| 10-28 | at Wisconsin | L, 45-14 |
| 11-4 | Michigan | W, 28-25 |
| 11-11 | at Indiana | W, 31-13 |
| 11-25 | Penn State | L, 24-20 |
| 12-29 | LSU (Independence Bowl) | L, 45-26 |

MICHIGAN STATE (1996: 6-6, 5-3 Big 10)

| Date | Opponent | Score |
|-------|---------------------|----------|
| 8-31 | Purdue | W, 52-14 |
| 9-7 | at Nebraska | L, 55-14 |
| 9-21 | Louisville | L, 30-20 |
| 9-28 | Eastern Michigan | W, 47-0 |
| 10-5 | at Iowa | L, 37-30 |
| 10-12 | Illinois (HC) | W, 42-14 |
| 10-19 | at Minnesota | W, 27-9 |
| 10-26 | Wisconsin | W, 30-13 |
| 11-2 | at Michigan | L, 45-29 |
| 11-9 | Indiana | W, 38-15 |
| 11-23 | at Penn State | L, 32-29 |
| 12-31 | Stanford (Sun Bowl) | L, 38-0 |

MICHIGAN STATE (1997: 7-5, 4-4 Big 10)

| Date | Opponent | Score |
|-------|-------------------------|----------|
| 9-6 | Western Michigan | W, 42-10 |
| 9-13 | Memphis | W, 51-21 |
| 9-20 | at Notre Dame | W, 23-7 |
| 10-4 | Minnesota (HC) | W, 31-10 |
| 10-11 | at Indiana | W, 38-6 |
| 10-18 | at Northwestern | L, 19-17 |
| 10-25 | Michigan | L, 23-7 |
| 11-1 | Ohio State | L, 37-13 |
| 11-8 | at Purdue | L, 22-21 |
| 11-22 | at Illinois | W, 27-17 |
| 11-29 | Penn State | W, 49-14 |
| 12-25 | Washington (Aloha Bowl) | L, 51-23 |

MICHIGAN STATE (1998: 6-6, 4-4 Big 10)

| Date | Opponent | Score |
|-------|------------------|-----------------|
| 8-29 | Colorado State | L, 23-16 |
| 9-5 | at Oregon | L, 48-14 |
| 9-12 | Notre Dame | W, 45-23 |
| 9-26 | at Michigan | L, 29-17 |
| 10-3 | Central Michigan | W, 38-7 |
| 10-10 | Indiana (HC) | W, 38-31 (2 OT) |
| 10-24 | at Minnesota | L, 19-18 |
| 10-31 | Northwestern | W, 29-5 |
| 11-7 | at Ohio State | W, 28-24 |
| 11-14 | Purdue | L, 25-24 |
| 11-21 | Illinois | W, 41-9 |
| 11-28 | at Penn State | L, 51-28 |

MICHIGAN STATE (1999: 9-2, 6-2 Big 10)

| Date | Opponent | Score |
|-------|------------------|----------|
| 9-2 | Oregon | W, 27-20 |
| 9-11 | Eastern Michigan | W, 51-7 |
| 9-18 | at Notre Dame | W, 23-13 |
| 9-25 | at Illinois | W, 27-10 |
| 10-2 | Iowa (HC) | W, 49-3 |
| 10-9 | Michigan | W, 34-31 |
| 10-16 | at Purdue | L, 52-28 |
| 10-30 | at Wisconsin | L, 40-10 |
| 11-6 | Ohio State | W, 23-7 |
| 11-13 | at Northwestern | W, 34-0 |
| 11-20 | Penn State | W, 35-28 |

LSU (2000: 8-4, 5-3 SEC)

| Date | Opponent | Score |
|-------|---------------------------|---------------|
| 9-2 | Western Carolina | W, 58-0 |
| 9-9 | Houston | W, 28-13 |
| 9-16 | at Auburn | L, 34-17 |
| 9-23 | UAB (HC) | L, 13-10 |
| 9-30 | Tennessee | W, 38-31 (OT) |
| 10-7 | at Florida | L, 41-9 |
| 10-14 | Kentucky | W, 34-0 |
| 10-21 | Mississippi State | W, 45-38 (OT) |
| 11-4 | Alabama | W, 30-28 |
| 11-11 | at Ole Miss | W, 20-9 |
| 11-24 | at Arkansas | L, 14-3 |
| 12-29 | Georgia Tech (Peach Bowl) | W, 28-14 |

LSU (2001: 10-3, 5-3 SEC, SEC Champions)

| Date | Opponent | Score |
|--------|------------------------------|---------------|
| 9-1 | Tulane | W, 48-17 |
| 9-8 | Utah State | W, 31-14 |
| 9-29 | at Tennessee | L, 26-18 (OT) |
| 10-6 | Florida | L, 44-15 |
| 10-13 | at Kentucky | W, 29-25 |
| 10-20 | at Mississippi State | W, 42-0 |
| 10-27 | Ole Miss | L, 35-24 |
| 11-3 | at Alabama | W, 35-21 |
| 11-10 | Middle Tennessee (HC) | W, 30-14 |
| 11-23 | Arkansas | W, 41-38 |
| 12-1 | Auburn | W, 27-14 |
| 12-8 | Tennessee (SEC Championship) | W, 30-21 |
| 1-1-02 | Illinois (Sugar Bowl) | W, 47-34 |

LSU (2002: 8-5, 5-3 SEC, SEC West Champions)

| Date | Opponent | Score |
|--------|---------------------|----------|
| 9-1 | at Virginia Tech | L, 26-8 |
| 9-7 | The Citadel | W, 35-10 |
| 9-14 | Miami (Ohio) | W, 33-7 |
| 9-28 | Mississippi State | W, 31-13 |
| 10-5 | UL Lafayette (HC) | W, 48-0 |
| 10-12 | at Florida | W, 36-7 |
| 10-19 | South Carolina | W, 38-14 |
| 10-26 | at Auburn | L, 31-7 |
| 11-9 | at Kentucky | W, 33-30 |
| 11-16 | Alabama | L, 31-0 |
| 11-23 | Ole Miss | W, 14-13 |
| 11-29 | at Arkansas | L, 21-20 |
| 1-1-03 | Texas (Cotton Bowl) | L, 35-20 |

LSU (2003: 13-1, 7-1 SEC, National Champions)

| Date | Opponent | Score |
|--------|-----------------------------|----------|
| 8-30 | UL Monroe | W, 49-7 |
| 9-6 | at Arizona | W, 59-13 |
| 9-13 | Western Illinois | W, 35-7 |
| 9-20 | Georgia | W, 17-10 |
| 9-27 | at Mississippi State | W, 41-6 |
| 10-11 | Florida | L, 19-7 |
| 10-18 | at South Carolina | W, 33-7 |
| 10-25 | Auburn | W, 31-7 |
| 11-1 | Louisiana Tech (HC) | W, 49-10 |
| 11-15 | at Alabama | W, 27-3 |
| 11-22 | at Ole Miss | W, 17-14 |
| 11-29 | Arkansas | W, 55-24 |
| 12-6 | Georgia (SEC Championship) | W, 34-13 |
| 1-4-04 | Oklahoma (BCS Championship) | W, 21-14 |

LSU (2004: 9-3, 6-2 SEC)

| Date | Opponent | Score |
|--------|--------------------|---------------|
| 9-4 | Oregon State | W, 22-21 (OT) |
| 9-11 | Arkansas State | W, 55-3 |
| 9-18 | at Auburn | L, 10-9 |
| 9-25 | Mississippi State | W, 55-0 |
| 10-2 | at Georgia | L, 45-16 |
| 10-9 | at Florida | W, 24-21 |
| 10-23 | Troy State (HC) | W, 24-20 |
| 10-30 | Vanderbilt | W, 24-7 |
| 11-13 | Alabama | W, 26-10 |
| 11-20 | Ole Miss | W, 27-24 |
| 11-26 | at Arkansas | W, 43-14 |
| 1-1-05 | Iowa (Citrus Bowl) | L, 30-25 |

Alabama (2007: 6-3 4-2 SEC)

| Date | Opponent | Score |
|-------------|----------------------|-----------------|
| 9-1 | Western Carolina | W, 52-6 |
| 9-8 | at Vanderbilt | W, 24-10 |
| 9-15 | (16) Arkansas | W, 41-38 |
| 9-22 | (22) Georgia | L, 23-26 (OT) |
| 9-29 | *Florida State | L, 14-21 |
| 10-6 | Houston (HC) | W, 30-24 |
| 10-13 | at Ole Miss | W, 27-24 |
| 10-20 | (20) Tennessee | W, 41-17 |
| 11-3 | (3) LSU | L, 34-41 |
| 11-10 | at Mississippi State | 11:34 a.m. |
| 11-17 | UL Monroe | TBA |
| 11-24 | at (18) Auburn | TBA |

* -- at Jacksonville, Fla.

NICK SABAN RECORDS

SABAN VS. ALL OPPONENTS

| Opponent | Record |
|--------------------------|------------|
| Alabama | 4-1 |
| Arizona | 1-0 |
| Arkansas | 4-2 |
| Arkansas State | 2-0 |
| Auburn | 2-3 |
| Ball State | 1-0 |
| Boston College | 1-0 |
| Bowling Green | 1-0 |
| Central Michigan | 1-1 |
| Citadel | 1-0 |
| Colorado State | 0-1 |
| Eastern Michigan | 3-0 |
| Florida | 2-3 |
| Florida State | 0-1 |
| Georgia | 2-2 |
| Georgia Tech | 1-0 |
| Houston | 2-0 |
| Illinois | 6-0 |
| Indiana | 4-0 |
| Iowa | 1-3 |
| Kent State | 1-0 |
| Kentucky | 3-0 |
| LSU | 0-2 |
| Louisiana Tech | 1-0 |
| UL Lafayette | 1-0 |
| UL Monroe | 1-0 |
| Louisville | 1-1 |
| Memphis | 1-0 |
| Miami, Ohio | 2-0 |
| Michigan | 2-3 |
| Middle Tennessee | 1-0 |
| Minnesota | 3-1 |
| Mississippi State | 5-0 |
| Navy | 0-1 |
| Nebraska | 0-2 |
| Northern Illinois | 1-0 |
| Northwestern | 2-1 |
| Notre Dame | 3-0 |
| Ohio | 1-0 |
| Ohio State | 2-1 |
| Oklahoma | 1-0 |
| Ole Miss | 5-1 |
| Oregon | 1-1 |
| Oregon State | 1-0 |
| Penn State | 2-3 |
| Purdue | 1-3-1 |
| South Carolina | 2-0 |
| Stanford | 0-1 |
| Tennessee | 3-1 |
| Texas | 0-1 |
| Troy | 1-0 |
| Tulane | 1-0 |
| UAB | 0-1 |
| Utah State | 1-0 |
| Vanderbilt | 2-0 |
| Virginia Tech | 0-1 |
| Washington | 0-1 |
| Western Carolina | 2-0 |
| Western Illinois | 1-0 |
| Western Michigan | 2-0 |
| Wisconsin | 1-2 |

ALABAMA COACHING DEBUTS

| |
|-------------------------------------------------------------------------------------------------------------------------------------------------------------------------------------------------------------------------------|
| *Alabama head coaches are 21-6 (.778) in their coaching debuts at the Capstone. |
| *Alabama posted a 52-6 win over Western Carolina in head coach Nick Saban's debut on Sept. 1, 2007. |
| *The 52 points are the most points scored by in Alabama coach's debut since E.B. Beaumont's first Crimson Tide team beat Birmingham Athletic Club 56-0 on Nov. 11, 1892 in the first game in the history of Alabama football. |
| *Western Carolina's six points were the fewest allowed by Alabama in a coaching debut since Bill Curry led the Crimson Tide to a 38-6 win over Southern Miss in 1987. |
| *The 46-point win was the largest margin of victory by an Alabama coach in his debut since that 1892 season opener. |
| *Here is a look at the 27 Alabama head coaching debuts. |
| E.B. Beaumont (Nov. 11, 1892) |
| Alabama 56, Birmingham AC 0 |
| Birmingham |
| Eli Abbott (Oct. 14, 1893) |
| Birmingham AC 4, Alabama 0 |
| Tuscaloosa |
| Otto Waggonhurst (Oct. 24, 1896) |
| Alabama 30, Birmingham AC 0 |
| Tuscaloosa |
| Allen McCants (Nov. 13, 1897) |
| Alabama 6, Tuscaloosa AC 0 |
| Tuscaloosa |
| W.A. Martin (Oct. 21, 1899) |
| Alabama 16, Tuscaloosa AC 5 |
| Tuscaloosa |
| M. Griffin (Oct. 21, 1900) |
| Alabama 35, Taylor School 0 |
| Tuscaloosa |
| G.H. Harvey (Oct. 19, 1901) |
| Alabama 41, Ole Miss 0 |
| Tuscaloosa |
| W.B. Blount (Oct. 3, 1904) |
| Alabama 29, Florida 0 |
| Tuscaloosa |
| Jack Leavenworth (Oct. 3, 1905) |
| Alabama 17, Maryville 0 |
| Tuscaloosa |
| J.W.H. Pollard (Oct. 6, 1906) |
| Alabama 6, Maryville 0 |
| Tuscaloosa |

| |
|----------------------------------------|
| Guy Lowman (Oct. 1, 1910) |
| Alabama 25, Birmingham Southern 0 |
| Tuscaloosa |
| D.V. Graves (Sept. 30, 1911) |
| Alabama 24, Howard 0 |
| Tuscaloosa |
| Thomas Kelly (Oct. 2, 1915) |
| Alabama 44, Howard 0 |
| Tuscaloosa |
| Xen Scott (Oct. 4, 1919) |
| Alabama 27, Birmingham Southern 0 |
| Tuscaloosa |
| Wallace Wade (Sept. 29, 1923) |
| Alabama 12, Union 0 |
| Tuscaloosa |
| Frank Thomas (Sept. 26, 1931) |
| Alabama 42, Howard 0 |
| Tuscaloosa |
| Harold "Red" Drew (Sept. 20, 1947) |
| Alabama 34, Southern Miss 7 |
| Birmingham (N) |
| J.B. "Ears" Whitworth (Sept. 24, 1955) |
| Rice 20, Alabama 0 |
| Houston (N) |
| Paul "Bear" Bryant (Sept. 27, 1958) |
| LSU 13, Alabama 3 |
| Mobile (N) |
| Ray Perkins (Sept. 10, 1983) |
| Alabama 20, Georgia Tech 7 |
| Birmingham |
| Bill Curry (Sept. 5, 1987) |
| Alabama 38, Southern Miss 6 |
| Birmingham |
| Gene Stallings (Sept. 8, 1990) |
| Southern Miss 27, Alabama 24 |
| Birmingham |
| Mike DuBose (Aug. 30, 1997) |
| Alabama 42, Houston 17 |
| Birmingham (JP Sports) |
| Dennis Franchione (Sept. 1, 2001) |
| UCLA 20, Alabama 17 |
| Tuscaloosa (N, ESPN) |
| Mike Shula (Aug. 30, 2003) |
| Alabama 40, South Florida 17 |
| Birmingham (espn2) |
| Nick Saban (Sept. 1, 2007) |
| Alabama 52, Western Carolina 6 |
| Tuscaloosa |

NICK SABAN NOTEBOOK

SABAN JOINS UNIQUE LIST

*Alabama Head Coach Nick Saban joined a unique coaching fraternity when he accepted the Crimson Tide job in January, 2007.

*Saban is now **one of seven coaches** to be head coach at Alabama and to have also coached against the Crimson Tide.

*Saban joins G.H. Harvey, Eli Abbott, Harold "Red" Drew, Paul "Bear" Bryant, Gene Stallings and Bill Curry as coaches who have coached for and against the Crimson Tide.

*Saban posted a 4-1 record against Alabama during his five-year career at LSU (2000-04). He is 4-2 in his first season with the Crimson Tide.

*G.H. Harvey coached Alabama in 1901 and compiled a 2-1-2 record. In 1893, Harvey served as head coach at Auburn, where he posted a 40-16 win over Alabama on November 30, 1893 in Montgomery.

*Abbott coached Alabama from 1893-95 and compiled a 7-13 (.350) record. He served as the player-coach for the Tuscaloosa Athletic Club, comprised of many former UA players, against Alabama in 1899.

*Drew compiled a 91-58-17 (.599) record in 16 seasons as a head coach. He had stops at Birmingham Southern (1924-28), UT Chattanooga (1929-30), Ole Miss (1946) and Alabama (1947-54). Drew was 54-28-7 (.646) in his eight years at Alabama. He was 0-2 against the Tide with lopsided losses at Birmingham Southern and Chattanooga.

*Bryant is the school's all-time winningest football coach with a 232-46-9 (.824) record from 1958-82. He led the Crimson Tide to six national championships (1961, 1964, 1965, 1973, 1978 and 1979) and 13 SEC titles (1961, 1964, 1965, 1966, 1971, 1972, 1973, 1974, 1975, 1977, 1978, 1979 and 1981) during his remarkable career. Alabama also played in 25 bowl games during his tenure. The former Crimson Tide end also served as head coach at Maryland, Kentucky and Texas A&M. He was 0-2 against Alabama while at Kentucky, losing in 1946 and 1947.

COACHES WHO HAVE COACHED FOR AND AGAINST ALABAMA

Nick Saban vs. Alabama (4-1)

| | |
|-------------------|----------------------------------|
| November 11, 2000 | LSU 30, Alabama 28 (Baton Rouge) |
| November 3, 2001 | LSU 35, Alabama 21 (Tuscaloosa) |
| November 16, 2002 | Alabama 31, LSU 0 (Baton Rouge) |
| November 15, 2003 | LSU 27, Alabama 3 (Tuscaloosa) |
| November 13, 2004 | LSU 26, Alabama 10 (Baton Rouge) |

Gene Stallings vs. Alabama (1-0)

| | |
|-----------------|------------------------------------------------|
| January 1, 1968 | Texas A&M 20, Alabama 16 (Cotton Bowl, Dallas) |
|-----------------|------------------------------------------------|

Bill Curry vs. Alabama (2-4)

| | |
|--------------------|---------------------------------------------------------------------------------------|
| September 6, 1980 | Alabama 26, Georgia Tech 3 (Birmingham) (Curry's first game as college head coach) |
| September 12, 1981 | Georgia Tech 24, Alabama 21 (Birmingham) |
| September 11, 1982 | Alabama 45, Georgia Tech 0 (Atlanta) |
| September 10, 1983 | Alabama 20, Georgia Tech 7 (Birmingham) |
| September 15, 1984 | Georgia Tech 16, Alabama 6 (Atlanta) |
| October 5, 1996 | Alabama 35, Kentucky 7 (Tuscaloosa) |

Paul "Bear" Bryant vs. Alabama (0-2)

| | |
|------------------|-------------------------------------|
| October 26, 1946 | Alabama 21, Kentucky 7 (Montgomery) |
| November 1, 1947 | Alabama 13, Kentucky 0 (Lexington) |

Harold "Red" Drew vs. Alabama (0-2)

| | |
|------------------|----------------------------------|
| October 2, 1925 | Alabama 50 Birmingham Southern 7 |
| October 12, 1929 | Alabama 46, Chattanooga 0 |

Eli Abbott vs. Alabama (0-1)

| | |
|------------------|-----------------------------------------------------|
| October 21, 1899 | Alabama 16, Tuscaloosa Athletic Club 5 (Tuscaloosa) |
|------------------|-----------------------------------------------------|

G.H. Harvey vs. Alabama (1-0)

| | |
|-------------------|------------------------------------|
| November 30, 1893 | Auburn 40, Alabama 16 (Montgomery) |
|-------------------|------------------------------------|

*Curry posted a 26-10 (.722) record in his three years (1987-89) at Alabama, including a share of the SEC championship in 1989. He also coached against Alabama while at Georgia Tech and Kentucky. He made his coaching debut against Alabama on Sept. 6, 1980 at Legion Field. Curry was 2-4 (.333) in six meetings with the Tide.

*Stallings led Alabama to the 1992 national championship during his run from 1990-96. Overall, he compiled a 62-25 (.713) record and guided UA into the SEC Championship game four times (1992, 1993, 1994 and 1996). He led Texas A&M to a 20-16 win over Alabama in the January 1, 1968 Cotton Bowl in his lone meeting with the Crimson Tide.

ALABAMA FOOTBALL COACHING STAFF

*The Alabama coaching staff has a wealth of experience entering the 2007 season.

*Coach Saban's on-the-field staff has **184 years of coaching experience** on the sidelines, with a mixture of veteran and young coaches.

*Assistant head coach and offensive line coach **Joe Pendry** is the veteran member of the staff with 41 years of coaching experience. He has made collegiate stops at Alabama (2007), Michigan State (1980-81), Pittsburgh (1978-79), Kansas State (1975) and West Virginia (1969-71).

*Associate head coach and running backs coach **Burton Burns** has 31 years of coaching experience, with collegiate stints at Alabama (2007), Clemson (1999-2006), Tulane (1994-98) and Southern (1981-85).

*Receivers coach and recruiting coordinator **Curt Cignetti** has 25 years experience with collegiate stints at Alabama (2007), North Carolina State (200-06), Pitt (1983-84; 1994-99), Temple (1989-92), Rice (1986-88) and Davidson (1985).

*Cignetti's father, Frank, Sr., was head coach at West Virginia and Indiana University Pennsylvania during his successful career.

*Cignetti's brother, Frank, Jr., is currently the quarterbacks coach for the San Francisco 49ers.

*Defensive coordinator and inside linebackers coach **Kevin Steele** leads the UA defensive staff with 28 years of experience. Steele has been on the college scene since 1983 (New Mexico State) and has also worked at Oklahoma State (1984-86), Tennessee (1987-88), Nebraska (1989-94), Baylor (1999-2002) and Florida State (2003-06).

*Outside linebackers **Lance Thompson** has 20 years experience, including his second stint with the Crimson Tide. Thompson has worked at Georgia Tech (1988-98; 2001), Alabama (1999-2000; 2007), LSU (2002-03) and UCF (2004-06).

2007 ALABAMA FOOTBALL COACHING STAFF

| Coach | Responsibilities | Press Box/Field |
|------------------|------------------------------------------|-----------------|
| Burton Burns | Associate Head Coach/Running Backs | Press Box |
| Joe Pendry | Assistant Head Coach/Offensive Line | Field |
| Kirby Smart | Assistant Head Coach/Secondary | Field |
| Major Applewhite | Offensive Coordinator/Quarterbacks | Press Box |
| Kevin Steele | Defensive Coordinator/Inside Linebackers | Press Box |
| Curt Cignetti | Recruiting Coordinator/Receivers | Field |
| Bo Davis | Defensive Line | Field |
| Ron Middleton | Tight Ends/Special Teams | Field |
| Lance Thompson | Outside Linebackers | Field |

COLLEGE FOOTBALL'S YOUNGEST COORDINATORS

| Name (School) | Position | Birthdate | Age |
|-----------------------------------|------------------|----------------------|-----------|
| Major Applewhite (Alabama) | Offensive | July 26, 1978 | 29 |
| Charlie Jackson (Buffalo) | Defensive | Nov. 4, 1976 | 30 |
| Brian Harsin (Boise State) | Offensive | NA | 31 |
| Justin Wilcox (Boise State) | Defensive | NA | 31 |
| Mike Elston (Central Michigan) | Co-Defensive | Nov. 1, 1974 | 32 |
| Dave Fipp (San Jose State) | Co-Defensive | Aug. 8, 1974 | 32 |
| Manny Diaz (Middle Tennessee) | Defensive | March 3, 1974 | 33 |
| Mike Bobo (Georgia) | Offensive | April 9, 1974 | 33 |
| Jeremy Rowell (Troy) | Co-Defensive | Nov. 21, 1973 | 33 |
| Mark Helfrich (Colorado) | Offensive | Oct. 28, 1973 | 33 |
| Todd Ford (North Texas) | Offensive | March 28, 1973 | 34 |
| Rod Smith (South Florida) | Offensive | Feb. 22, 1973 | 34 |
| Tyrone Nix (South Carolina) | Defensive | Sept. 30, 1972 | 34 |
| Tim Tibspear (Kansas State) | Defensive | Aug. 27, 1972 | 35 |
| Danny Langsdorf (Oregon State) | Offensive | June 28, 1972 | 35 |
| Dan Mullen (Florida) | Offensive | April 27, 1972 | 35 |
| Patrick Nix (Georgia Tech) | Offensive | April 7, 1972 | 35 |
| James Franklin (Kansas State) | Offensive | Feb. 2, 1972 | 35 |
| Mike Groh (Virginia) | Offensive | Dec. 19, 1971 | 35 |
| Dave Doeren (Wisconsin) | Co-Defensive | Dec. 3, 1971 | 35 |
| Dana Holgorsen (Texas Tech) | Co-Offensive | June 21, 1971 | 36 |
| Todd Orlando (Connecticut) | Defensive | March 24, 1971 | 36 |
| Will Muschamp (Auburn) | Defensive | Aug. 3, 1971 | 36 |

*Offensive coordinator and quarterbacks coach **Major Applewhite** is the youngest coordinator in the nation. Applewhite has coached at Texas (2003-04), Syracuse (2005), Rice (2006) and Alabama (2007).

ALABAMA FOOTBALL HISTORY

Alabama Football: HOW IT ALL BEGAN

*Alabama's first game was played in Birmingham on Friday afternoon, Nov. 11, 1892, at the old Lakeview Park. Opposition was furnished by a picked team from Professor Taylor's school and Birmingham high schools, with Alabama winning, 56-0. Early teams were a bit tougher than current squads, it seems, as the following afternoon Alabama played the Birmingham Athletic Club, losing 5-4 when Ross, of BAC, kicked a 65-yard field goal. Impossible though it may seem, this field goal was listed as a collegiate record at one time and Birmingham papers of the day featured its distance in write-ups of the game.

*The gridiron sport rapidly caught the students' fancy and the game became a favorite with University athletes. In 1896 the University's board of trustees passed a rule forbidding athletic teams from traveling off the campus. The following season only one game was played and in 1898 football was abandoned at Alabama. Student opposition to the ruling was so strong that the trustees lifted the travel ban and football was resumed in 1899, to continue without interruption until the first World War forced cancellation of the 1918 games.

*Alabama first gained national recognition in 1922 when the University of Pennsylvania was defeated, 9-7, in Philadelphia. The following season Wallace Wade became head coach and in 1925 led the Crimson Tide to its first undefeated and untied season and its first Rose Bowl invitation. On Jan. 1, 1926, an unheralded, underrated team from Tuscaloosa came from behind to upset Washington, 20-19, in the Rose Bowl and established a precedent of colorful play that Crimson Tide teams have continued to uphold into a new century.

*The '25 team was the first southern team to play in the Rose Bowl as the Tide went 10-0 and won a national championship.

*Alabama football returned to dominance under legendary coach Paul W. "Bear" Bryant, who posted a 232-46-10 (.823) record in his 25 years on the Crimson Tide sidelines. He led Alabama to six national championships (1961, 1964, 1965, 1973, 1978 and 1979) and 14 SEC titles (1950, 1961, 1964, 1965, 1966, 1971, 1972, 1973, 1974, 1975, 1977, 1978, 1979 and 1981).

*Bryant led Alabama to 24 bowl appearances, including eight trips to the Sugar Bowl. He was a three-time National Coach of the Year award winner and a 10-time SEC Coach of the Award winner.

*Overall, he posted 323-85-17 (.780) and retired in 1982 as the winningest coach in college football history.

*Under Gene Stallings in 1992, the Centennial of Alabama football, Alabama went 13-0, won the inaugural SEC Championship game and then beat Miami in the Sugar Bowl to ice the unanimous national championship. That team led the nation in rushing defense, allowing just 55 yards per game on the ground.

ALL-TIME RECORD

*Alabama is in its 113th football season and has compiled a **786-311-43 (.709)** all-time record in **1,140** games.

*The Crimson Tide is **sixth on the all-time victory list** among Bowl Championship Subdivision (formerly known as Division I) teams.

*Alabama has compiled a **341-157-20 (.677)** record in 518 SEC games since 1933.

*The Crimson Tide has played in more games (514), has more wins (339) and has won more league titles (21) than any team in SEC history.

*Alabama has **more SEC wins** than Kentucky, Vanderbilt, Arkansas and South Carolina combined.

*Alabama is the **only SEC school to win a championship** in every decade since the 1930s. The Crimson Tide's last SEC Championship came in 1999.

| Decade | Titles | Years |
|--------|--------|------------------|
| 1920s | 2 | 1925, 1926 |
| 1930s | 3 | 1930, 1934 |
| 1940s | 1 | 1941 |
| 1960s | 3 | 1961, 1964, 1964 |
| 1970s | 3 | 1973, 1978, 1979 |
| 1990s | 1 | 1992 |

| Decade | Titles | Years |
|--------|--------|------------------------------------------------|
| 1930s | 3 | 1933, 1934, 1937 |
| 1940s | 1 | 1945 |
| 1950s | 1 | 1953 |
| 1960s | 4 | 1961, 1964, 1965, 1966 |
| 1970s | 8 | 1971, 1972, 1973, 1974, 1975, 1977, 1978, 1979 |
| 1980s | 2 | 1981, 1989 |
| 1990s | 2 | 1992, 1999 |

| Decade | Titles | Years |
|----------------|--------|------------------------------------|
| Wallace Wade | 2 | 1925, 1926 |
| Frank Thomas | 2 | 1930, 1934 |
| Paul Bryant | 6 | 1961, 1964, 1965, 1973, 1978, 1979 |
| Gene Stallings | 1 | 1992 |

| Coach | Years |
|--------------------|------------------------------------------------------------------------------|
| Frank Thomas (4) | 1933, 1934, 1937, 1945 |
| Red Drew (1) | 1953 |
| Paul Bryant (13) | 1961, 1964, 1965, 1996, 1971, 1972, 1973, 1974, 1975, 1977, 1978, 1979, 1981 |
| Bill Curry (1) | 1989 |
| Gene Stallings (1) | 1992 |
| Mike DuBose (1) | 1999 |

ALABAMA'S 10-WIN FOOTBALL SEASONS

| Year | Record | Year | Record | Year | Record |
|------|--------|------|--------|------|--------|
| 1920 | 10-1 | 1966 | 11-0 | 1980 | 10-2 |
| 1925 | 10-0 | 1971 | 11-1 | 1986 | 10-3 |
| 1930 | 10-0 | 1972 | 10-2 | 1989 | 10-2 |
| 1934 | 10-0 | 1973 | 11-1 | 1991 | 11-1 |
| 1945 | 10-0 | 1974 | 11-1 | 1992 | 13-0 |
| 1952 | 10-2 | 1975 | 11-1 | 1994 | 12-1 |
| 1961 | 11-0 | 1977 | 11-1 | 1996 | 10-3 |
| 1962 | 10-2 | 1978 | 11-1 | 1999 | 10-3 |
| 1964 | 10-1 | 1979 | 12-0 | 2002 | 10-3 |
| | | | | 2005 | 10-2 |

*Every Alabama head coach since 1933 - with the exception of **J.B. "Ears" Whitworth**, **Ray Perkins**, **Dennis Franchione** and **Mike Shula** - won at least one SEC Championship.

DECADES OF SUCCESS

*Alabama became the **first team in NCAA history to win 100 games in a decade** in the 1970s.

*The Crimson Tide posted a 103-16-1 (.863) record from 1970-79, which included eight SEC Championships and three national titles.

*Oklahoma also won 100 games in the 1970s as the Sooners compiled a 102-13-3 (.877) ledger.

*Alabama is one of only two SEC teams to win 100 games in a decade. Florida posted an impressive 102-22-1 (.820) slate in the 1990s.

DOMINATING DECADES

| School (Decade) | Overall Record |
|------------------------|-----------------|
| ALABAMA (1970s) | 103-16-1 |
| Oklahoma (1970s) | 102-13-3 |
| Nebraska (1980s) | 103-20 |
| BYU (1980s) | 102-26 |
| Florida State (1990s) | 109-13-1 |
| Nebraska (1990s) | 108-16-1 |
| Florida (1990s) | 102-22-1 |

BOWL HISTORY

*Alabama has played in an NCAA record 54 bowl games, including the 2006 PetroSun Independence Bowl.

*Alabama has compiled a 30-21-3 (.583) all-time bowl record.

*The Crimson Tide also leads all NCAA teams with 30 bowl wins.

ALABAMA NOTEBOOK

*Alabama has had 103 All-Americans.

*The Crimson Tide has seen 20 former players inducted into the College Football Hall of Fame.

*Alabama has 43 SEC individual statistical champions.

*Alabama has won 110 team SEC statistical championships in the last 75 years, including scoring defense (22 times) and rushing offense (16 times).

*The Crimson Tide led the SEC in total defense (255.1), passing defense (160.8) and scoring defense (10.7) in 2005.

*Alabama led the SEC in time of possession (32:05) in 2006.

ALABAMA'S MILESTONE VICTORIES

| Win | Result of Game (Date and Site) |
|-----|-------------------------------------------------------------------|
| 1 | Alabama 56, Birmingham HS 0 (Nov. 11, 1892) (Birmingham) |
| 100 | Alabama 49, Ole Miss 0 (Oct. 11, 1919) (Tuscaloosa) |
| 150 | Alabama 34, Florida 0 (Nov. 14, 1925) (Montgomery) |
| 200 | Alabama 28, George Washington 6 (Oct. 8, 1932) (Washington DC) |
| 250 | Alabama 26, Kentucky 6 (Oct. 29, 1938) (Lexington) |
| 300 | Alabama 54, SW Louisiana 0 (Oct. 12, 1946) (Tuscaloosa) |
| 350 | Alabama 33, Georgia 12 (Oct. 31, 1953) (Athens) |
| 400 | Alabama 36, Miami, Fla., 3 (Nov. 10, 1962) (Tuscaloosa) |
| 450 | Alabama 17, Southern Miss 14 (Sept. 28, 1968) (Mobile) |
| 500 | Alabama 21, LSU 7 (Nov. 22, 1973) (Baton Rouge) |
| 550 | Alabama 35, Virginia Tech 0 (Oct. 28, 1978) (Tuscaloosa) |
| 600 | Alabama 28, Southern Miss 16 (Nov. 12, 1983) (Birmingham) |
| 650 | Alabama 32, LSU 16 (Nov. 11, 1989) (Baton Rouge) |
| 700 | Alabama 23, Ole Miss 9 (Oct. 21, 1995) (Oxford) |
| 750 | Alabama 34, Tennessee 14 (Oct. 26, 2002) (Knoxville) |

10-Win Seasons (NCAA Leaders)

| Rank | School | 10-Win Seasons (Last) |
|------|---------------------|-----------------------|
| 1. | Oklahoma | 29 (2006) |
| 2. | Alabama | 28 (2005) |
| 3. | Michigan | 25 (2006) |
| 4. | Nebraska | 25 (2003) |
| 5. | Southern California | 22 (2006) |
| 6. | Texas | 20 (2006) |
| 7. | Penn State | 19 (2005) |
| 8. | Florida State | 18 (2003) |
| | Tennessee | 18 (2004) |
| 10. | Georgia | 16 (2005) |
| | Ohio State | 16 (2006) |
| 12. | Notre Dame | 15 (2006) |
| 13. | Miami, Fla. | 14 (2003) |
| 14. | BYU | 12 (2006) |
| 15. | Auburn | 11 (2006) |
| | Texas A&M | 11 (1998) |
| 17. | Arizona State | 10 (1996) |
| | Arkansas | 10 (2006) |
| | Florida | 10 (2006) |
| | Washington | 10 (2000) |

10-Win Seasons (SEC Leaders)

| Rank | School | 10-Win Seasons (Last) |
|------|-------------------|-----------------------|
| 1. | Alabama | 28 (2005) |
| 2. | Tennessee | 18 (2004) |
| 3. | Georgia | 16 (2005) |
| 4. | Auburn | 11 (2006) |
| 5. | Arkansas | 10 (2006) |
| 6. | Florida | 10 (2006) |
| 7. | LSU | 7 (2006) |
| 8. | Ole Miss | 6 (2003) |
| 9. | Mississippi State | 2 (1999) |
| 10. | Kentucky | 2 (1977) |
| 11. | South Carolina | 1 (1984) |
| 12. | Vanderbilt | 0 |

ALABAMA EQUALS 2006 WIN TOTAL ...

*Alabama brings a 6-3 record into Saturday's game at Mississippi State and has already equalled its win total from last year.

*Following its 41-17 win over Tennessee on Oct. 20 at Bryant-Denny Stadium, the Crimson Tide notched its sixth win of the season to match last year's win total.

*Alabama went 6-7 last season, including a 34-31 loss to Oklahoma State in the PetroSun Independence Bowl in Shreveport, La.

... AND DOUBLES 2006 SEC WIN TOTAL

*Alabama is 4-2 in SEC play this season heading into Saturday's SEC road game at Mississippi State in Starkville.

*With the win over Tennessee on Oct. 20, the Crimson Tide earned its fourth SEC win of the season to double last year's conference win total.

*Alabama posted a 2-6 mark in SEC play last season and ended the year with a four-game conference losing streak.

*The four straight losses were to Tennessee, Mississippi State, LSU and Auburn.

*The 2007 season marks the ninth time in school history that Alabama has doubled its SEC win total from the previous season.

UA DOUBLES SEC WIN TOTAL

| Year | Record |
|------|--------|
| 1939 | 2-3-1 |
| 1940 | 4-2-0 |
| 1944 | 3-1-2 |
| 1945 | 6-0-0 |
| 1957 | 1-6-1 |
| 1958 | 3-4-1 |
| 1970 | 3-4-0 |
| 1971 | 7-1-0 |
| 1984 | 2-4-0 |
| 1985 | 4-1-1 |
| 1997 | 2-6-0 |
| 1998 | 4-4-0 |
| 2004 | 2-6-0 |
| 2005 | 6-2-0 |
| 2006 | 2-6-0 |
| 2007 | 4-1-0 |

Nick Saban's Head Coaching Record in First Season vs. Previous Season

| Team | Year Prior | First Year | Turnaround |
|----------------|---------------------|------------------------|--------------|
| Toledo | 6-5 (1989) | 9-2 (1990) | +3 |
| Michigan State | 5-6 (1994) | 6-5-1 (1995) | +1.5 |
| LSU | 3-8 (1999) | 8-4 (2000) | +4.5 |
| Miami (NFL) | 4-12 (2004) | 9-7 (2005) | +5 |
| Alabama | 6-7 (2006) | TBA | TBA |
| TOTALS | 24-38 (.387) | 38-21-1 (.642)* | +14.5 |

*Includes UA record from 2007 season.

SABAN MAKING HIS MARK

*Alabama head coach Nick Saban has not always inherited the best of situations when he has taken over as head coach at a new school.

*In the season prior to his arrival those five teams combined for a 24-38 (.387) record. He inherited teams with losing records at Michigan State (1995), LSU (2000) and Alabama (2007).

*In his first year on the job, Saban's teams have gone 38-20-1 (.653), which includes his 6-2 mark with the Tide this season.

*Saban's largest increase in terms of wins came with the Miami Dolphins in 2005, when he inherited a 4-12 team and led them to a 9-7 league record.

*The five-game improvement was the best in the NFL for the 2005 season.

*Saban also had a five-game improvement at LSU, leading the Tigers to a 9-4 record his first season in 2000.

*He saw a three-game improvement in his head coaching stint at Toledo in 1990, leading the Rockets to a 9-2 mark as a rookie coach.

EXTRA PREP FOR UA OPPONENTS

*Looking at the Crimson Tide's 2007 schedule, **five opponents will take on the Crimson Tide following a bye week**, including the Mississippi State Bulldogs.

*Four of the Crimson Tide's eight conference opponents had open dates prior to the Alabama game, including Arkansas, LSU, Mississippi State and Auburn.

*Florida State also had an open date the week prior to its game with Alabama in Jacksonville.

*In the SEC, only Mississippi State faces more than one opponent with a bye week prior to their game. The Bulldogs have played Gardner-Webb and West Virginia following byes this season.

*Alabama had its only open date of the 2007 season on Oct. 27. The Crimson Tide is 8-3 in its last 11 games following a bye and saw its seven-game winning streak snapped with its loss to LSU on Nov. 3.

*Here's a look at who Alabama faces this year with an extra week off before facing the Tide:

2007 OPEN DATES

| Opponent | Week Before Game |
|-------------------|----------------------------------------------------|
| Arkansas | Defeated Troy, 46-26 Lost at Alabama, 41-38 |
| Florida State | Defeated Colorado, 16-6 Defeated Alabama, 21-14 |
| LSU | Defeated Auburn, 30-24 Defeated Alabama, 41-34 |
| Mississippi State | Defeated Kentucky, 34-14 vs. Alabama (Nov. 10) |
| Auburn | at Georgia (Nov. 10) Alabama (Nov. 24) |

SABAN AFTER OPEN DATES

*Alabama head coach Nick Saban is **12-5-1 (.694)** in his career against teams coming off an open date, including a 1-2 (.333) mark this season with the Tide.

*Saban was 5-1-1 (.786) at Michigan State against teams coming off an open date.

*He was 6-2 (.750) at LSU against teams coming off an open date.

*In 2001, his LSU teams played three teams that had open dates before their game with the Tigers. Saban was 2-1 in those games.

*He is 1-2 (.333) this season at Alabama against teams coming off an open date, including a win over Arkansas (Sept. 15) and losses to Florida State (Sept. 29) and LSU (Nov. 3).

*Here is the complete list.

at Michigan State

| Date | Opponent | Score |
|----------|----------------|----------|
| 9-23-95 | at Purdue | T, 35-35 |
| 9-30-95 | Boston College | W, 25-21 |
| 11-11-95 | at Indiana | W, 31-13 |
| 10-5-96 | at Iowa | L, 30-37 |
| 11-9-96 | Indiana | W, 38-15 |
| 11-21-98 | Illinois | W, 41-9 |
| 10-2-99 | Iowa | W, 49-3 |

at LSU

| Date | Opponent | Score |
|----------|-------------------|--------------|
| 10-21-00 | Mississippi State | W, 45-38 |
| 9-29-01 | at Tennessee | L, 18-26(OT) |
| 11-3-01 | at Alabama | W, 35-21 |
| 12-1-01 | Auburn | W, 27-14 |
| 10-5-02 | UL Lafayette | W, 48-0 |
| 11-23-02 | Ole Miss | W, 14-13 |
| 11-22-03 | Ole Miss | W, 17-14 |
| 10-2-04 | Georgia | L, 15-45 |

at Alabama

| Date | Opponent | Score |
|----------|----------------------|----------|
| 9-15-07 | Arkansas | W, 41-38 |
| 9-29-07 | Florida State | L, 14-21 |
| 11-3-07 | LSU | L, 34-41 |
| 11-10-07 | at Mississippi State | |
| 11-24-07 | at Auburn | |

SABAN AFTER OPEN DATES, Part II

*Coach Saban's teams are 8-9 (.471) following an open date during his head coaching career.

*Saban posted a 6-3 (.667) following an open date at LSU, which included three wins over Alabama in 2000, 2003 and 2004.

at Michigan State

| Date | Opponent | Score |
|----------|---------------|----------|
| 11-25-95 | Penn State | L, 20-24 |
| 9-21-96 | Louisville | L, 20-30 |
| 11-23-96 | at Penn State | L, 29-32 |
| 10-4-97 | Minnesota | W, 31-10 |
| 11-22-97 | at Illinois | W, 27-17 |
| 9-26-98 | at Michigan | L, 17-29 |
| 10-30-99 | at Wisconsin | L, 10-40 |

at LSU

| Date | Opponent | Score |
|----------|-------------------|---------------|
| 11-4-00 | Alabama | W, 30-28 |
| 11-24-00 | at Arkansas | L, 3-14 |
| 9-29-01 | at Tennessee | L, 18-26 (ot) |
| 11-23-01 | Arkansas | W, 41-38 |
| 9-28-02 | Mississippi State | W, 31-13 |
| 10-11-03 | at Florida | L, 7-19 |
| 11-15-03 | at Alabama | W, 27-3 |
| 10-23-04 | Troy State | W, 24-20 |
| 11-13-04 | Alabama | W, 26-10 |

at Alabama

| Date | Opponent | Score |
|---------|----------|----------|
| 11-3-07 | LSU | L, 34-41 |

ALABAMA BACK IN THE RANKINGS

*For the third consecutive week, the Crimson Tide is ranked in all four major polls.

*Alabama is ranked 21st in the latest Associated Press and 23rd in the USA Today Coaches poll following its 41-34 loss to No. 3 LSU on Nov. 3 at Bryant-Denny Stadium.

*The Crimson Tide is also ranked 21st in both the Harris Interactive Poll and the BCS Standings.

*Alabama debuted in the AP poll following its 41-38 win over Arkansas on Sept. 15. The Crimson Tide has appeared in the AP poll five times this season.

*The Crimson Tide also made its USA Today Coaches poll debut following the win over Arkansas. This is the fifth week UA has been ranked in the coaches poll.

*Alabama made its Harris Interactive Poll debut on Sept. 23, following its overtime loss to Georgia.

*The Tide did not appear in the initial BCS Standings which were first released on Oct. 14, but made its debut the following week after its 41-17 win over Tennessee on Oct. 20.

*Alabama has appeared in each of the last three BCS Standings.

*This marks the fifth time this season Alabama has been ranked with the highest ranking coming after its win over Arkansas on Sept. 15., when the Tide debuted at 16th (AP) and 20th (Coaches) after a 3-0 start.

*The Sept. 16 ranking marked the first time since the end of the 2005 season that Alabama had been ranked in both polls.

*The Crimson Tide closed out the 2005 season with a 10-2 record and was ranked eighth in both polls following its 13-10 Cotton Bowl win over Texas Tech.

*Alabama opened the 2006 season with a 3-0 record and made its only appearance in the ESPN/Coaches poll on Sept. 16, 2006.

*Following a 24-23 double-overtime loss to Arkansas on Sept. 23, the Crimson Tide dropped from the rankings for the remainder of the season.

ALL-TIME RANKINGS

*Alabama has **compiled a 355-126-10 (.733) all-time record** when ranked in the Associated Press Top 25 poll.

*The Crimson Tide is **13-8 (.619) in its last 21 games** when ranked in the AP Top-25.

*Alabama's initial appearance in the AP poll came during the poll's inaugural year in 1936 when the 14th-ranked Crimson Tide beat No. 10 Tulane 34-7 in Legion Field.

*Alabama compiled a 12-15-2 (.448) record when ranked in the AP poll from 1936-60.

*Things changed in 1961 as coach Paul "Bear" Bryant began his dominance in college football.

*Alabama was ranked in the AP poll for 47 consecutive weeks from Nov. 20, 1960 through Sept. 19, 1965.

*After a six-week hiatus in 1965, following a 5-1-1 start, Alabama re-entered the poll on Nov. 7, 1965 after a 31-7 win at LSU.

*The Crimson Tide was ranked another 20 consecutive weeks from 1965-67, ending the run with a 24-13 loss to Tennessee at Legion Field on Oct. 21, 1967.

*The 1970s are easily the heyday of Alabama football. From 1970-79, Alabama won 103 games to become the first college football team to win 100 games in a decade.

*From 1971-82, Alabama **was ranked in the AP poll 141 of a possible 142 weeks**. The Crimson Tide had a one-week absence following a 21-0 loss at Georgia on Oct. 2, 1976.

*After a win over Southern Miss the following week, the Crimson Tide was back in the rankings until the 1982 season.

*Ironically, the Tide fell out of the AP poll for the first time since 1976 with a 38-29 loss to Southern Miss at Bryant-Denny Stadium on Nov. 13, 1983.

*Since the 1983 season, Alabama has compiled a **130-50-2 (.719) record** when ranked in the AP Top 25.

*Former Alabama coach Gene Stallings' teams (1990-96) were 62-13-1 (.822) and were ranked for 71 consecutive weeks from 1991 through the end of his seven-year tenure in 1996.

*Since 1997, **Alabama has only been ranked in the AP poll 41 times** and has compiled a 26-15 (.634) record.

ALABAMA ALL-TIME RECORD WHEN RANKED

| Year | AP Poll Record |
|------|----------------|
| 1936 | 1-0 |
| 1937 | 1-1 |
| 1939 | 0-2-1 |
| 1940 | 0-2 |
| 1941 | 2-1 |
| 1942 | 2-2 |
| 1944 | 1-1-1 |
| 1945 | 1-0 |
| 1946 | 1-3 |
| 1947 | 2-2 |
| 1948 | 1-1 |
| 1950 | 0-2 |
| 1951 | 0-2 |
| 1952 | 3-2 |
| 1953 | 2-2 |
| 1954 | 0-2 |
| 1955 | 0-4 |
| 1956 | 0-4 |
| 1957 | 0-1 |
| 1958 | 2-2-1 |
| 1959 | 2-2-1 |
| 1960 | 2-1-1 |
| 1961 | 11-0 |
| 1962 | 10-1 |
| 1963 | 9-2 |
| 1964 | 10-1 |

| Year | AP Poll Record |
|------|----------------|
| 1965 | 4-1 |
| 1966 | 11-0 |
| 1967 | 4-2-1 |
| 1968 | 5-2 |
| 1969 | 3-4 |
| 1970 | 2-5-1 |
| 1971 | 11-1 |
| 1972 | 10-2 |
| 1973 | 11-1 |
| 1974 | 11-1 |
| 1975 | 11-1 |
| 1976 | 8-3 |
| 1977 | 11-1 |
| 1978 | 11-1 |
| 1979 | 12-0 |
| 1980 | 10-2 |
| 1981 | 9-2-1 |
| 1982 | 7-3 |
| 1983 | 7-4 |
| 1984 | 0-2 |
| 1985 | 5-2-1 |
| 1986 | 10-3 |
| 1987 | 7-5 |
| 1988 | 8-3 |
| 1989 | 10-2 |
| 1990 | 0-2 |
| 1991 | 10-1 |
| 1992 | 13-0 |
| 1993 | 9-3-1 |
| 1994 | 12-1 |
| 1995 | 8-3 |
| 1996 | 10-3 |
| 1997 | 3-2 |
| 1998 | 0-1 |
| 1999 | 10-3 |
| 2000 | 0-2 |
| 2001 | 0-1 |
| 2002 | 6-2 |
| 2003 | 0-1 |
| 2004 | 0-0 |
| 2005 | 7-2 |
| 2007 | 0-3 |

TOUGH SCHEDULE

*Alabama has four opponents ranked in the latest AP Top 25, including LSU (2), Georgia (10), Auburn (18) and Tennessee (22).

*Two other teams - Arkansas and Florida State - have also been ranked at some point and time during the 2007 season.

*The combined record of those six teams is 40-15 (.727) heading into Saturday's game.

*There are six opponents on Alabama's schedule this year who won nine or more games last season. Houston (10-4), Arkansas (10-4), Georgia (9-4), Tennessee (9-4), LSU (11-2) and Auburn (11-2) each had nine or more wins in 2006.

2007 WEEKLY RANKINGS

*Here is a look at the Crimson Tide's week-by-week rankings during the 2007 season.

| Week | AP | ESPN | Harris | BCS |
|----------|----|------|--------|-----|
| Pre | RV | RV | NA | NA |
| Sept. 2 | RV | RV | NA | NA |
| Sept. 9 | RV | RV | NA | NA |
| Sept. 16 | 16 | 20 | NA | NA |
| Sept. 23 | 22 | 24 | 22 | NA |
| Sept. 30 | RV | RV | RV | NA |
| Oct. 7 | RV | RV | RV | NA |
| Oct. 14 | RV | RV | RV | NR |
| Oct. 21 | 22 | 24 | 24 | 24 |
| Oct. 28 | 17 | 18 | 17 | 17 |
| Nov. 4 | 21 | 23 | 22 | 22 |
| Nov. 11 | | | | |
| Nov. 18 | | | | |
| Nov. 25 | | | | |

IT AIN'T OVER ...

*Alabama has had a flair for the dramatic during the 2007 season.

*Six games have been decided by a touchdown or less and all six of those games have not been decided until the final minute of play.

"I have a message for everyone," Alabama head coach Nick Saban said. "When we play, don't leave early. We'll make it interesting. We have guests here, we have recruits here, I want to make it interesting."

*During a stretch from Sept. 15-Oct. 14, Alabama played five games that were **decided by a total of 22 points** and marked the closest five-game string for an Alabama team since a similar stretch in 1991.

ALABAMA'S 2007 FIVE-GAME STRETCH

| Date | Result |
|----------------|------------------------------|
| Sept. 15, 2007 | Alabama 41, Arkansas 38 |
| Sept. 22, 2007 | Georgia 26, Alabama 23 (ot) |
| Sept. 29, 2007 | Florida State 21, Alabama 14 |
| Oct. 6, 2007 | Alabama 30, Houston 24 |
| Oct. 13, 2007 | Alabama 27, Ole Miss 24 |

*The Crimson Tide posted a five-game winning streak from Oct. 19 through Nov. 30, 1991 and the five games were decided by 24 total points.

ALABAMA'S 1991 FIVE-GAME STRETCH

| Date | Result |
|---------------|---------------------------|
| Oct. 19, 1991 | Alabama 24, Tennessee 19 |
| Nov. 2, 1991 | Alabama 13, Miss. State 7 |
| Nov. 9, 1991 | Alabama 20, LSU 17 |
| Nov. 16, 1991 | Alabama 10, Memphis 7 |
| Nov. 30, 1991 | Alabama 13, Auburn 6 |

*On Sept. 15, junior quarterback John Parker Wilson threw a 4-yard touchdown pass to Matt Caddell with eight seconds left in the game to give Alabama a 41-38 win over Arkansas.

*The following week, Wilson's six-yard run with just over one minute left in the game forced overtime against Georgia. Alabama kicked a field goal on its overtime possession before Georgia quarterback Matthew Stafford threw a 25-yard pass to Mikey Henderson for the 26-23 win.

*In the loss to Florida State, Alabama scored touchdowns on its final two possessions and nearly recovered an on-side kick in the 21-14. Wilson threw touchdown passes to DJ Hall and Keith Brown to pull UA to within 21-14. Tide freshman Kareem Jackson actually recovered the on-side kick, but the ball inadvertently hit Jimmy Johns in the back of the helmet before traveling the required 10 yards and FSU was awarded possession.

*Senior cornerback Simeon Castille recorded his first interception of the season in the end zone on the final play of the game to preserve the Tide's 30-24 homecoming win over Houston. The Crimson Tide led 23-0 after the first quarter but held off the Cougars late rally. The defense forced two turnovers in the final quarter.

*Alabama scored 10 points in the fourth quarter for a 27-24 win at Ole Miss. Terry Grant's 3-yard run with 7:11 left in the game tied the game and Leigh Tiffin's 24-yard field goal with 5:14 left. Ole Miss drove to the Alabama 45-yard line in the final seconds and appeared to complete a fourth down pass to the UA 4-yard line, but the Ole Miss receiver had stepped out of bounds nullifying the play and the Tide ran out the clock.

*LSU recovered a fumble at the Alabama 3-yard line and Jacob Hester's 1-yard TD plunge with 1:26 left in the game gave the No. 3 Tigers a 41-34 win over the Crimson Tide at Bryant-Denny Stadium on Nov. 3.

QUICK STARTS

*Alabama has scored on its opening possession in seven of its nine games this season, including four touchdowns and three field goals.

*The Crimson Tide has scored on its first possession against Western Carolina, Vanderbilt, Arkansas, Houston, Ole Miss, Tennessee and LSU.

ALABAMA SCORES ON FIRST PLAY OF GAME

Alabama scored on its first offensive play in each of the first two games this season. Terry Grant opened the Western Carolina game with a 47-yard run to give the Crimson Tide a 7-0 lead with 14:38 left in the first quarter. The following week at Vanderbilt, Alabama was at it again. Following a 65-yard punt return by Javier Arenas, Grant scored on the Tide's first offensive play from the Vandy 1-yard line to give UA a 7-0 lead with 12:26 left in the first quarter.

| <u>Date</u> | <u>Opponent</u> | <u>UA Scoring Play (First Play from Scrimmage)</u> |
|----------------|------------------|--------------------------------------------------------------------------------|
| Sept. 8, 2007 | at Vanderbilt | Terry Grant 1-yard run (1 play, 1 yard, 0:04 TOP) |
| Sept. 1, 2007 | Western Carolina | Terry Grant 47-yard run (1 play, 47 yards, 0:22 TOP) |
| Oct. 1, 2005 | Florida | Tyrone Prothro 87-yard pass from Brodie Croyle (1 play, 87 yards, 0:12 TOP) |
| Sept. 28, 2002 | at Arkansas | Shaud Williams 80-yard run (1 play, 80 yards, 0:19 TOP) |
| Sept. 2, 2000 | at UCLA | Freddie Milons 87-yard punt return (No Drive) |
| Oct. 20, 1973 | Tennessee | Wayne Wheeler 80-yard pass from Gary Rutledge (1 play, 80 yards, 0:14 TOP) |

NICK SABAN FIRST DRIVE SUCCESS

Alabama head coach Nick Saban's teams have gotten off to a fast start in his head coaching debuts at Toledo, Michigan State, LSU and Alabama. Saban's teams have scored on their first offensive possession three times, including Toledo (12th play), LSU (3rd play) and Alabama (1st play). Michigan State did not score until its third offensive possession (15th total play from scrimmage) in the 1994 season opener against Nebraska. Here is a look at the first scoring drive under Coach Saban at Toledo, Michigan State, LSU and Alabama.

| <u>Date</u> | <u>Game</u> | <u>Scoring Play</u> |
|---------------|----------------------------|------------------------------------------------------------------------------------------|
| Sept. 1, 2007 | Western Carolina | Terry Grant 47-yard run (1 play, 47 yards, 0:22 TOP) |
| Sept. 2, 2000 | Western Carolina at LSU | Reggie Robinson 80-yard pass from Josh Booty (3 plays, 80 yards, 0:57 TOP) |
| Sept. 9, 1994 | Nebraska at Michigan State | Muhsin Muhammad 16-yard pass from Tony Banks (Drive unknown) (MSU's third possession) |
| Sept. 8, 1990 | Toledo at Miami, Ohio | Troy Parker 1-yard run (12 plays, 73 yards, 5:14 TOP) |

ALABAMA'S 2007 FIRST DRIVE SUCCESS

Alabama has scored on its opening possession in six of eight games this season, including four touchdowns and two field goals. Alabama is 6-0 this season when scoring first in a game this season.

| <u>Date</u> | <u>Game</u> | <u>Scoring Play</u> |
|----------------|------------------|---------------------------------------------------------------------------------|
| Sept. 1, 2007 | Western Carolina | Terry Grant 47-yard run (1 play, 47 yards, 0:22 elapsed) |
| Sept. 8, 2007 | Vanderbilt | Terry Grant 1-yard run (1 play, 1 yard, 0:04 elapsed) |
| Sept. 15, 2007 | Arkansas | DJ Hall 9-yard pass from John Parker Wilson (2 plays, 9 yards, 0:09 elapsed) |
| Oct. 6, 2007 | Houston | John Parker Wilson 1-yard run (13 plays, 80 yards, 4:39 elapsed) |
| Oct. 13, 2007 | Ole Miss | Leigh Tiffin 27-yard field goal (14 plays, 61 yards, 6:35 elapsed) |
| Oct. 20, 2007 | Tennessee | Leigh Tiffin 39-yard field goal (7 plays, 35 yards, 1:55 elapsed) |

*Alabama is 6-1 in games in which it scores on the first possession.

*In the wins over Western Carolina and Vanderbilt, Alabama scored on its first offensive play.

*Terry Grant scored the first touchdown of the 2007 season as he scored on a 47-yard run in the season opener against Western Carolina on Sept. 2.

*Grant scored on the first play from scrimmage the following week at Vanderbilt with a 1-yard touchdown run.

*Both of Grant's touchdowns were set up by excellent returns by sophomore Javier Arenas.

*Arenas had a 30-yard kickoff return to the Western Carolina 47-yard line. Against Vanderbilt, Arenas opened the game with 69-yard punt return.

*Alabama scored 21 first-quarter points in its win over Arkansas on Sept. 15. The 21 points were the most in a quarter by the Crimson Tide since scoring 21 points in the third quarter against Arkansas in 2003.

*The Tide rolled up 188 yards of total offense in the first quarter against the Razorbacks, including 138 yards through the air.

*Wilson completed 6-of-9 passes for 138 yards and two touchdowns, both to Hall.

*Hall had a 9-yard touchdown reception that gave Alabama a 7-0 lead and then added a 35-yard catch that made the score 21-0. Glen Coffee's 14-yard run accounted for the other UA touchdown.

*Alabama's offense got the team off to a quick start against Houston (Oct. 6), scoring 23 first quarter points for the most points in a single period since a 31-point outburst in the first quarter of a 59-28 win over Vanderbilt on September 29, 1990, at Bryant-Denny Stadium.

*The Tide pounded down the field to a touchdown on the game's opening possession, capped by Wilson's 1-yard run.

*The Crimson Tide had 201 yards of offense in the first quarter against Houston, including 124 rushing yards on 21 attempts.

*Wilson completed 6-of-8 passes for 77 yards and two touchdowns.

*Following a safety (Wallace Gilberry), Wilson fired a pair of 23-yard scoring strikes to Nikita Stover and Mike McCoy as UA built a 23-0 lead.

*Alabama opened the Ole Miss game with an impressive 14-play, 61-yard march that resulted in Leigh Tiffin's 27-yard field goal. The opening drive took 6:35 off the first-quarter clock.

TWO-MINUTE OFFENSE

*Alabama has **19 scoring drives of two minutes or less** and has at least one in all nine games this season.

*The Crimson Tide had five scoring drives of less than two minutes in its 41-38 win over Arkansas on Sept. 15.

*The Crimson three scoring drives of less than two minutes in its loss to LSU on Nov. 3.

*Alabama also had multiple scoring drives of two minutes or less against Western Carolina (2), Vanderbilt (2), Georgia (2) and Ole Miss (2).

SCORING DRIVES (2 MINUTES OR LESS)

| Opponent | Scoring Drives |
|------------------|----------------|
| Western Carolina | 1-47-0:22 |
| | 3-36-1:20 |
| Vanderbilt | 1-1-0:04 |
| | 6-40-1:39 |
| Arkansas | 2-9-0:39 |
| | 6-74-1:44 |
| | 4-80-1:08 |
| | 5-41-1:30 |
| | 1-2-0:06 |
| Georgia | 7-6-0:44 |
| | 3-37-0:48 |
| Florida State | 8-60-0:56 |
| Houston | 6-43-2:00 |
| Ole Miss | 4-21-1:45 |
| | 4-(-2)-1:34 |
| Tennessee | 7-35-1:55 |
| LSU | 4-80-0:56 |
| | 4-0-0:54 |
| | 2-20-0:21 |

O-LINE SHUFFLE

*The Alabama offensive line has seen some changes over the last month due to injuries, suspensions and personal matters.

*Sophomores **Andre Smith (Birmingham, Ala.)** and **Mike Johnson (Pensacola, Fla.)** are the only two offensive linemen to start all nine games this season.

*In fact, Smith has started all 22 games in his UA career, including 13 last year as a true freshman.

*Senior **Justin Britt (Cullman, Ala.)** has started eight of nine games this season, but missed the Ole Miss game on Oct. 13 due to a family medical emergency.

*The Ole Miss game snapped Britt's streak of 19 consecutive games and 18 consecutive starts for the Tide, dating back to the 2005 season.

*Sophomore **Evan Cardwell (Killen, Ala.)** made his first career start at center for the Tide against Houston on Oct. 6 and has started each of the last four games.

*Senior **B.J. Stabler (Grove Hill)** has started the last two games for the Tide at right guard, including his first start of the 2007 season against Tennessee on Oct. 20. Overall, Stabler has 22 career starts on the Tide offensive line.

*Senior **Antoine Caldwell (Montgomery, Ala.)** and junior **Marlon Davis (Columbus, Ga.)** did not play against Tennessee and LSU while being suspended for a violation of institutional policy involving impermissible receipt of textbooks.

*Caldwell started the first seven games of the 2007 season at three different positions. He opened the year as the starting center and then played left guard (Houston) and right guard (Ole Miss) in the absence of Davis and Britt.

*Davis started six of the first seven games for the Tide at right guard. He did not start against Houston (Oct. 6) after missing several days of practice due to a death in the family.

ALABAMA'S TV RECORD

*Alabama has compiled a **167-111-5 (.599)** all-time record in 283 televised games. This does not include pay-per-view, tape-delayed or closed circuit telecasts.

*The Crimson Tide owns a **143-93-3 (.604)** record in 239 regular-season televised games.

*The Mississippi State game will mark Alabama's eighth national or regional telecast this season.

*The Tide is **4-3 (.571)** in televised games this season, with wins over Vanderbilt, Arkansas, Ole Miss and Tennessee, and losses to Georgia, Florida State and LSU.

*Alabama is making its fourth appearance on Lincoln Financial Sports this week at Mississippi State. The Crimson Tide has also played Vanderbilt, Ole Miss and Tennessee on the SEC syndicator this season.

*The Crimson Tide is **23-13 (.639)** all-time on the LFS, including a 3-0 mark this season.

ALABAMA TV RECORD BY NETWORK

| Network | Record (Pct.) |
|---------|----------------|
| ABC | 64-21-3 (.744) |
| CBS | 24-35 (.407) |
| ESPN | 27-19 (.586) |
| espn2 | 8-4 (.667) |
| FOX | 1-0 (1.000) |
| FSN | 1-0 (.1000) |
| JP/LFS | 23-13 (.639) |
| NBC | 5-6 (.455) |
| Raycom | 3-0 (1.000) |
| WTBS | 10-5 (.667) |
| Other | 1-5-1 (.214) |

THIRTYSOMETHING

*Alabama's 41-38 win over Arkansas on Sept. 15 marked just the eighth time in school history the Crimson Tide has won a game when allowing 30 or more points in a regulation game.

*Alabama is **8-46-1 (.155)** all-time when allowing 30 points in a game.

*Prior to this year's Arkansas game, the last time Alabama allowed 30 points in a game and won was Aug. 31, 2002 when the Crimson Tide beat Middle Tennessee State 39-34 in the season opener at Legion Field.

*The Arkansas game marked only the second time in school history Alabama has won a game when allowing 30 points at Bryant-Denny Stadium.

ALABAMA WINS WHEN ALLOWING 30 POINTS

| Date | Score | Site |
|----------------|----------------------------------|-------------------|
| Oct. 4, 1969 | Alabama 33, Ole Miss 32 | Birmingham |
| Sept. 20, 1980 | Alabama 59, Ole Miss 35 | Jackson Miss. |
| Oct. 29, 1988 | Alabama 53, Mississippi State 34 | Starkville, Miss. |
| Oct. 21, 1989 | Alabama 47, Tennessee 30 | Birmingham |
| Sept. 5, 1998 | Alabama 38, BYU 31 | Tuscaloosa |
| Oct. 2, 1999 | Alabama 40, Florida 39 (OT) | Gainesville |
| Aug. 31, 2002 | Alabama 39, Middle Tennessee 34 | Birmingham |
| Sept. 15, 2007 | Alabama 41, Arkansas 38 | Tuscaloosa |

ALABAMA'S OVERTIME RECORD

Overall Record: 3-7 (.300) Regular-Season OT: 3-6 (.333)
 SEC OT Record: 3-6 (.333) Post-Season OT: 0-1 (.000)

Home OT Record: 2-4 (.333) Record in 1 OT: 3-4 (.429)
 Away OT Record: 1-1 (.500) Record in 2 OT: 0-2 (.000)
 Neutral OT Record: 0-1 (.000) Record in 5 OT: 0-1 (.000)

| Date | Result | Site |
|----------------|---------------------------------|---------------------|
| Oct. 4, 1997 | Kentucky 40, Alabama 34 (OT) | Lexington |
| Oct. 10, 1998 | Alabama 20, Ole Miss 17 (OT) | Tuscaloosa |
| Oct. 2, 1999 | Alabama 40, Florida 39 (OT) | Gainesville |
| Jan. 1, 2000 | Michigan 35, Alabama 34 (OT) | Orange Bowl (Miami) |
| Sept. 27, 2003 | Arkansas 34, Alabama 31 (2 OT) | Tuscaloosa |
| Oct. 25, 2003 | Tennessee 51, Alabama 43 (5 OT) | Tuscaloosa |
| Nov. 12, 2005 | LSU 16, Alabama 13 (OT) | Tuscaloosa |
| Sept. 23, 2006 | Arkansas 24, Alabama 23 (2 OT) | Fayetteville |
| Oct. 14, 2006 | Alabama 26, Ole Miss 23 (OT) | Tuscaloosa |
| Sept. 22, 2007 | Georgia 26, Alabama 23 (OT) | Tuscaloosa |

WORKING OVERTIME

*Alabama is **3-7 (.300)** all-time in overtime games following its 26-23 loss to 22nd-ranked Georgia on Sept. 22, at Bryant-Denny Stadium.

*The Crimson Tide tied the game on John Parker Wilson's 6-yard run with 1:07 left in the game and then saw Georgia kicker Brandon Coutu miss a 47-yard field attempt as time expired.

*Georgia won the toss and played defense and the Crimson Tide settled for a 42-yard field goal by sophomore Leigh Tiffin on its first possession.

*The Bulldogs needed only one play to win the game as quarterback Matthew Stafford threw a 25-yard touchdown pass to Mikey Henderson to give Georgia the 26-23 win.

*Alabama has lost six of its last seven overtime games since the 1999 season.

*The Crimson Tide is **3-6 (.333)** in overtime games against SEC teams.

*Alabama is **2-4 (.333)** in overtime home games.

*The Crimson Tide is **3-4 (.429)** in single-overtime games.

*Alabama was **1-1 (.500)** in overtime games in 2006, losing to Arkansas in double-overtime and beating Ole Miss.

*Last year's win over Ole Miss was Alabama's first overtime win since the 1999 season, snapping a five-game overtime losing streak.

FORMER TIDE PLAYERS BECOME HEAD COACHES

*Best research indicates that **26 former Alabama players** have become collegiate head coaches at the Football Bowl Subdivision (formerly Division IA) level.

*The 26 former players have compiled a 1,441-984-71 (.592) all-time record in 2,496 games.

*The Crimson Tide currently has five former players coaching college football, including three at the FBS level.

*The list includes Neil Callaway (UAB), Sylvester Croom (Mississippi State), Mike DuBose (Millsaps), Joey Jones (Birmingham Southern) and Mike Riley (Oregon State).

*Mississippi State head coach **Sylvester Croom** was an All-American center under coach Paul "Bear" Bryant from 1972-74. Croom played on the 1973 UPI National Championship team and went to three straight New Year's Day bowl games.

*The most famous former Tide player to become a head coach is Bryant, who coached 38 years at Maryland, Kentucky, Texas A&M and Alabama.

*Bryant compiled a 323-85-17 (.710) record and retired after the 1982 season as the winningest coach in college football history.

*He posted a 232-46-9 (.824) record in his 25-year career at Alabama and won six national championships and 13 SEC titles. He also led Kentucky to an SEC title in 1950.

*Former Crimson Tide lineman Danny Ford coached at Clemson and Arkansas and won a national championship at Clemson in 1980. Ford was 122-59-5 (.669) in his 17-year coaching career.

*Ford owns the highest winning percentage of any former Crimson Tide player against Alabama, posting a 3-2 (.600) career record against the Tide.

*Ford is one of four former Alabama players to serve as head coach at Clemson, joining Frank Howard (1940-69), Hootie Ingram (1970-72) and Charley Pell (1977-78).

*Howard coached at Clemson from 1940-69 and compiled a 165-118-2 (.580) record. He was 0-4 against Alabama.

ALABAMA PLAYERS WHO BECAME HEAD COACHES

| <u>NAME</u> | <u>SCHOOLS</u> | <u>OVERALL RECORD</u> | <u>RECORD VS. ALABAMA</u> |
|-----------------|----------------------------------------------------------------------------------------------|-----------------------|---------------------------|
| Eli Abbott | Alabama (1893-95, 1902) | 7-13 (.350) | 0-1 (.000) |
| Bill Battle | Tennessee (1970-76) | 59-22-2 (.723) | 1-6 (.143) |
| Paul Bryant | Maryland (1945) Kentucky (1946-53) Texas A&M (1954-57) Alabama (1958-82) | 323-85-17 (.732) | 0-2 (.000) |
| Johnny Cain | USL (1937-41, 46) | 33-19-5 (.623) | 0-2 (.000) |
| Neil Callaway | UAB (2007) | 2-7 (.222) | Never Met |
| Sylvester Croom | Miss. State (2004-Pres) | 14-29 (.326) | 1-2 (.333) |
| Mike DuBose | Alabama (1997-2000) Millsaps (2006-Pres) | 31-25 (.556) | Never Met |
| Danny Ford | Clemson (1978-89) Arkansas (1993-97) | 122-59-5 (.669) | 3-2 (.600) |
| Dixie Howell | Arizona State (1931-36) Idaho (1947-50) | 36-35-5 (.507) | Never Met |
| Pooley Hubert | Southern Miss (1931-36) VMI (1937-46) | 69-69-13 (.500) | Never Met |
| Frank Howard | Clemson (1940-69) | 165-118-2 (.580) | 0-4 (.000) |
| Hootie Ingram | Clemson (1970-72) | 12-21 (.364) | Never Met |
| Bud Moore | Kansas (1975-78) | 18-26-1 (.411) | Never Met |
| Allen McCants | Alabama (1897) | 1-0 (1.000) | Never Met |
| Bill Oliver | Chattanooga (1980-83) Auburn (1998) | 31-17-1 (.643) | 0-1 (.000) |
| Charley Pell | Jacksonville St. (1969-73) Clemson (1977-78) Florida (1979-84) | 83-43-5 (.653) | 0-1 (.000) |
| Ray Perkins | Alabama (1983-86) Arkansas State (1992) | 34-24-1 (.585) | Never Met |
| Mike Riley | Oregon St. (1997-98) (2003-04) | 43-38 (.530) | Never Met |
| Jimmy Sharpe | Virginia Tech (1974-77) | 21-22-1 (.489) | Never Met |
| Jackie Sherrill | Wash. State (1976) Pittsburgh (1977-81) Texas A&M (1982-88) Miss. State (1991-2003) | 180-120-4 (.599) | 5-10 (.333) |
| Mike Shula | Alabama (2003-06) | 26-23 (.531) | Never Met |
| Steve Sloan | Vanderbilt (1973-74) Texas Tech (1975-77) Ole Miss (1978-82) Duke (1983-86) | 68-86-3 (.372) | 0-5 (.000) |

*Ingram, a former football and baseball standout for the Tide, went 12-21 (.364) in his three years at Clemson.

*Pell posted an 83-43-5 (.643) in three stops at Jacksonville State, Clemson and Florida. He was 0-1 against the Tide in his career.

*Former Alabama lineman Jackie Sherrill compiled a 180-120-4 (.599) record in his 26-year career at Washington State, Pittsburgh, Texas A&M and Mississippi State.

FORMER PLAYERS AGAINST THE TIDE

*Former Alabama players are **10-36 (.217)** in head-to-head meetings with Alabama in their head coaching careers.

*Sherrill has more wins against Alabama than any other former Crimson Tide player. He was 5-10 (.333) against the Tide, including an 0-2 mark at Texas A&M and a 5-8 (.386) mark at Mississippi State.

*Former Tennessee coach Bill Battle was 1-6 (.143) in seven meetings against Alabama while with the Vols from 1970-76.

*Steve Sloan was 0-5 in his career against Alabama while at Vanderbilt (1973-74) and Ole Miss (1978-82).

*Here is a game-by-game listing for the Crimson Tide's former players and their record against Alabama.

Eli Abbott (0-1, .000)

| Year | Result |
|------|--------------------------|
| 1899 | Alabama 0, Tuscaloosa AC |

Bill Battle (1-6, .143)

| Year | Result |
|------|--------------------------|
| 1970 | Tennessee 24, Alabama 0 |
| 1971 | Alabama 32, Tennessee 15 |
| 1972 | Alabama 17, Tennessee 10 |
| 1973 | Alabama 42, Tennessee 21 |
| 1974 | Alabama 28, Tennessee 6 |
| 1975 | Alabama 30, Tennessee 7 |
| 1976 | Alabama 20, Tennessee 13 |

Paul Bryant (0-2, .000)

| Year | Result |
|------|------------------------|
| 1946 | Alabama 21, Kentucky 7 |
| 1947 | Alabama 13, Kentucky 0 |

Johnny Cain (0-2, .000)

| Year | Result |
|------|-------------------|
| 1941 | Alabama 47, USL 6 |
| 1946 | Alabama 54, USL 0 |

ALABAMA PLAYERS WHO BECAME HEAD COACHES - Continued

| NAME | SCHOOLS | OVERALL RECORD | RECORD VS. ALABAMA |
|--------------------------|---------------------------------------------|-------------------------------|-------------------------|
| Jim Whatley | W. Carolina (1939-41) | 5-16-2 (.261) | Never Met |
| J.B. Whitworth | Oklahoma St. (1950-54) Alabama (1955-57) | 26-51-4 (.346) | Never Met |
| Tarzan White | Boston College (1902) | 0-8 (.000) | Never Met |
| Richard Williamson | Memphis (1975-80) | 32-34 (.485) | Never Met |
| Cumulative Totals | | 1440-981-71 (.592) | 10-36 (.217) |
| | | 2,492 Games | 46 Games |

The list only includes former players who have coached at FBS (formerly Division IA schools). Mickey Andrews (Livingston State), Joey Jones (Birmingham Southern), Vaughn Mancha (Livingston State) and George Pugh (Alabama A&M) are also former UA players that have served as head coaches at the FCS (formerly 1-AA), Division II or Division III levels.

Two former Alabama players will meet in a Division III game this Saturday when Birmingham Southern (Joey Jones) travels to Jackson, Miss., to face Millsaps College (Mike DuBose).

Sylvester Croom (1-2, .333)

| Year | Result |
|------|--------------------|
| 2004 | Alabama 30, MSU 14 |
| 2005 | Alabama 17, MSU 0 |
| 2006 | MSU 24, Alabama 16 |

Danny Ford (3-2, .600)

| Year | Result |
|-------|-------------------------|
| *1993 | Alabama 43, Arkansas 3 |
| 1994 | Alabama 13, Arkansas 6 |
| 1995 | Arkansas 20, Alabama 19 |
| 1996 | Alabama 17, Arkansas 7 |
| 1997 | Arkansas 17, Alabama 16 |

Frank Howard (0-4, .000)

| Year | Result |
|------|------------------------|
| 1966 | Alabama 26, Clemson 0 |
| 1967 | Alabama 13, Clemson 10 |
| 1968 | Alabama 21, Clemson 14 |
| 1969 | Alabama 38, Clemson 13 |

Bill Oliver (0-1, .000)

| Year | Result |
|------|-----------------------|
| 1998 | Alabama 31, Auburn 17 |

Charley Pell (0-1, .000)

| Year | Result |
|------|-----------------------|
| 1979 | Alabama 40, Florida 0 |

Jackie Sherrill (5-10, .333)

| Year | Result |
|-------|----------------------------|
| 1985 | Alabama 23, Texas A&M 10 |
| 1988 | Alabama 30, Texas A&M 10 |
| 1991 | Alabama 13, Miss State 10 |
| 1992 | Alabama 30, Miss. State 21 |
| *1993 | Alabama 36, Miss. State 25 |
| 1994 | Alabama 29, Miss. State 25 |
| 1995 | Alabama 14, Miss. State 9 |
| 1996 | Miss. State 17, Alabama 16 |
| 1997 | Miss. State 32, Alabama 20 |
| 1998 | Miss. State 26, Alabama 14 |
| 1999 | Alabama 19, Miss. State 7 |
| 2000 | Miss. State 29, Alabama 7 |
| 2001 | Alabama 24, Miss. State 17 |
| 2002 | Alabama 28, Miss. State 14 |
| 2003 | Alabama 38, Miss. State 0 |

Steve Sloan (0-5, .000)

| Year | Result |
|------|---------------------------|
| 1973 | Alabama 44, Vanderbilt 0 |
| 1974 | Alabama 23, Vanderbilt 10 |
| 1980 | Alabama 59, Ole Miss 35 |
| 1981 | Alabama 38, Ole Miss 7 |
| 1982 | Alabama 42, Ole Miss 14 |

JOHN PARKER WILSON

*Wilson is slated to make his **23rd consecutive start** for Alabama this Saturday against Mississippi State.

*Wilson is tied for 13th among active NCAA quarterbacks for consecutive starts.

*He is 12-10 (.545) as Alabama's starting quarterback over the last two seasons.

*In his 12 career wins, Wilson has completed 217 of 361 passes (.601) for 2,619 yards, with 18 touchdowns and six interceptions.

*In his 10 career losses, Wilson has completed 193 of 368 passes (.524) for 2,296 yards with 15 touchdowns and 10 interceptions.

*He is 6-7 (.462) in his 13 career SEC starts for the Crimson Tide.

*In the six SEC wins, Wilson has completed 130 of 226 passes (.575) for 1,518 yards, with 10 touchdowns and five interceptions.

*In the seven SEC losses, he has completed 140 of 271 passes (.516) for 1,790 yards, with 10 touchdowns and eight interceptions.

*In 27 career games, Wilson has completed 410 of 729 passes (.552) for 4,915 yards, with 33 touchdowns and 16 interceptions.

*In 17 career SEC games, he has completed 275 of 493 passes (.558) for 3,395 yards, with 21 touchdowns and 13 interceptions.

*He has 14 career 200-yard passing games, which currently ties Brodie Croyle (2002-05) and Andrew Zow (1998-2001) for the all-time record at UA.

*Wilson is among the Crimson Tide career leaders in attempts, completions, yards and touchdowns.

*He is third all-time with 729 career pass attempts and third with 410 career completions.

*Wilson is fourth all-time in passing yards and career TD passes.

*In nine games this season, he has completed 187 of 339 passes (.552) for 2,110 yards, with 14 touchdowns and six interceptions.

*Wilson is tied with Brodie Croyle (2005) for third place on UA's single-season charts with 339 pass attempts this season.

MOST CAREER 200-YARD PASSING GAMES

| Rk | Quarterback (Years, Passing Yards) | Total |
|------------|------------------------------------------------------------------------------|--------------|
| T1. | John Parker Wilson (2005-Present; 4,681 yards) | 14 |
| | 09/02/2006 Alabama 25, Hawaii 17 | 253 yards |
| | 09/09/2006 Alabama 13, Vanderbilt 10 | 207 yards |
| | 09/16//2006 Alabama 00, UL Monroe 0 | 210 yards |
| | 09/23/2006 Arkansas 24, Alabama 23 (20T) | 243 yards |
| | 09/30/2006 Florida 28, Alabama 13 | 240 yards |
| | 10/06/2006 Alabama 30, Duke 14 | 220 yards |
| | 10/14/2006 Alabama 26, Ole Miss 23 (OT) | 206 yards |
| | 11/11/2006 LSU 28, Alabama 14 | 291 yards |
| | 11/18/2006 Auburn 22, Alabama 15 | 252 yards |
| | 09/15/2007 Alabama 41, Arkansas 38 | 327 yards |
| | 09/29/2007 Florida State 21, Alabama 14 | 240 yards |
| | 10/13/2007 Alabama 27, Ole Miss 24 | 265 yards |
| | 10/20/2007 Alabama 41, Tennessee 17 | 363 yards |
| | 11/03/2007 LSU 41, Alabama 34 | 234 yards |
| | Total 200-yard games: 15 | |
| | Record in 200-yard games: 8-6 | |
| | Most consecutive 200-yard games: 7 (2006) | |
| T1. | Brodie Croyle (2002-05, 6,382 yards) | 14 |
| | 09/28/2002 Alabama 30, Arkansas 12 | 285 yards |
| | 08/30/2003 Alabama 40, South Florida 17 | 203 yards |
| | 09/20/2003 Northern Illinois 19, Alabama 16 | 276 yards |
| | 09/27/2003 Arkansas 34, Alabama 31 (20T) | 204 yards |
| | 10/18/2003 Ole Miss 43, Alabama 28 | 248 yards |
| | 10/25/2003 Tennessee 51, Alabama 43 (50T) | 215 yards |
| | 11/29/2003 Hawaii 37, Alabama 29 | 247 yards |
| | 09/04/2004 Alabama 48, Utah State 17 | 205 yards |
| | 09/03/2005 Alabama 26, Middle Tennessee 7 | 210 yards |
| | 09/10/2005 Alabama 30, Southern Miss 21 | 330 yards |
| | 10/01/2005 Alabama 31, Florida 3 | 283 yards |
| | 10/15/2005 Alabama 13, Ole Miss 10 | 234 yards |
| | 10/29/2005 Alabama 35, Utah State 3 | 279 yards |
| | 01/02/2006 Alabama 13, Texas Tech 10 | 275 yards |
| | Total 200-yard games: 14 (1 in 2002, 6 in 2003, 1 in 2004, 6 in 2005) | |
| | Record in 200-yard games: 9-5 | |
| | Most consecutive 200-yard games: 2 (three times) | |
| T1. | Andrew Zow (1998-2001, 5,983 yards) | 14 |
| | 10/10/1998 Alabama 20, Ole Miss 17 (OT) | 285 yards |
| | 10/17/1998 Alabama 23, East Carolina 22 | 235 yards |
| | 10/31/1998 Alabama 30, Southern Miss 20 | 361 yards |
| | 11/07/1998 Alabama 22, LSU 16 | 284 yards |
| | 11/14/1998 Mississippi State 26, Alabama 14 | 256 yards |
| | 12/29/1998 Virginia Tech 34, Alabama 7 | 224 yards |
| | 09/04/1999 Alabama 28, Vanderbilt 17 | 201 yards |
| | 09/25/1999 Alabama 35, Arkansas 28 | 234 yards |
| | 10/02/1999 Alabama 40, Florida 39 (OT) | 336 yards |
| | 11/13/1999 Alabama 19, Mississippi State 7 | 222 yards |
| | 10/14/2000 Alabama 45, Ole Miss 7 | 261 yards |
| | 10/28/2000 Central Florida 40, Alabama 38 | 250 yards |
| | 11/11/2000 Mississippi State 29, Alabama 7 | 281 yards |
| | 11/29/2000 Alabama 31, Auburn 7 | 221 yards |
| | Total 200-yard games: 14 (6 in 1998, 4 in 1999, 3 in 2000, 1 in 2001) | |
| | Record in 200-yard games: 10-4 | |
| | Most consecutive 200-yard games: 3 (1998) | |

*He is fourth on UA's single-season charts with 187 completions and needs 30 to break his own record of 216 completions set last year. Gary Hollingsworth (205) and Brodie (202) are second and third respectively.

*Wilson is seventh on the school's single-season chart with 2,110 passing yards.

*He and Brodie Croyle are the only two Alabama quarterbacks to have two 2,000-yard passing seasons at UA.

*Wilson threw for an Alabama record 2,707 yards last year as a sophomore. He has 2,110 yards this year.

*Croyle had 2,499 yards in 2005 and 2,303 yards in 2003.

*Wilson has 14 touchdown passes this season to rank fourth on the single-season charts. He needs four TDs to surpass his own record of 17 TD passes set last year. Croyle and Mike Shula are tied for second with 16 TD passes in a season.

*Wilson also ranks among the UA leaders in terms of total offense.

*He is currently fourth on the single-season charts with 397 plays from scrimmage and 7th with 2,144 yards of total offense in 2007.

*Wilson joins Croyle and Walter Lewis as the only three UA quarterbacks with two or more seasons of 2,000 yards of total offense.

*Croyle had 2,000 or more yards in 2003 (2,311) and 2005 (2,393), while Lewis did it in 1982 (2,087) and 1983 (2,329).

*Wilson and Lewis are the only two UA quarterbacks to post 2,000 yards of total offense in back-to-back seasons.

*He is fourth all-time with 4,881 yards of total offense and needs 119 yards to become the fifth UA quarterback with 5,000 or more career yards.

*Wilson **tied the Alabama single-game record with 32 pass completions** in the 41-17 win over Tennessee on Oct. 20. Gary Hollingsworth also had 32 completions against the Vols in 1989.

*Wilson completed 32 of 46 passes for a career-high 363 yards and three touchdowns in the win over Tennessee.

MOST CAREER 200-YARD PASSING GAMES

| | | |
|------------|---------------------------------------------|-----------|
| 14. | Scott Hunter (1968-70, 4,899 yards) | 9 |
| | 10/05/1968 Ole Miss 10, Alabama 8 | 232 yards |
| | 09/20/1969 Alabama 17, Virginia Tech 13 | 239 yards |
| | 10/04/1969 Alabama 33, Ole Miss 32 | 300 yards |
| | 10/18/1969 Tennessee 41, Alabama 14 | 221 yards |
| | 11/01/1969 Alabama 23, Mississippi State 19 | 205 yards |
| | 11/08/1969 LSU 20, Alabama 15 | 284 yards |
| | 11/29/1969 Auburn 49, Alabama 26 | 484 yards |
| | 11/07/1970 LSU 14, Alabama 9 | 207 yards |
| | 11/28/1970 Auburn 33, Alabama 28 | 212 yards |

Total 200-yard games: 9 (1 in 1968, 6 in 1969, 2 in 1970)

Record in 200-yard games: 3-6

Most consecutive 200-yard games: 1

| | | |
|------------|--------------------------------------------------|-----------|
| 14. | Gary Hollingsworth (1989-90, 3,842 yards) | 9 |
| | 09/30/1989 Alabama 20, Vanderbilt 14 | 227 yards |
| | 10/07/1989 Alabama 62, Ole Miss 27 | 365 yards |
| | 10/21/1989 Alabama 47, Tennessee 30 | 379 yards |
| | 10/28/1989 Alabama 17, Penn State 16 | 244 yards |
| | 11/11/1989 Alabama 32, LSU 16 | 257 yards |
| | 11/18/1989 Alabama 37, Southern Miss 14 | 248 yards |
| | 12/02/1989 Auburn 30, Alabama 20 | 340 yards |
| | 01/01/1990 Miami 33, Alabama 25 | 214 yards |
| | 09/08/1990 Southern Miss 27, Alabama 24 | 265 yards |

Total 200-yard games: 9 (8 in 1989, 1 in 1990)

Record in 200-yard games: 6-3

Most consecutive 200-yard games: 5 (last four games of 1989, first of 1990)

| | | |
|-----------|------------------------------------------------------|-----------|
| 6. | Freddie Kitchens (1993, 1995-97, 4,668 yards) | 8 |
| | 10/14/1995 Tennessee 41, Alabama 14 | 204 yards |
| | 11/18/1995 Auburn 31, Alabama 27 | 302 yards |
| | 09/14/1996 Alabama 36, Vanderbilt 26 | 209 yards |
| | 10/19/1996 Alabama 37, Ole Miss 0 | 216 yards |
| | 11/23/1996 Alabama 24, Auburn 23 | 292 yards |
| | 12/07/1996 Florida 45, Alabama 30 | 264 yards |
| | 10/25/1997 Alabama 29, Ole Miss 20 | 229 yards |
| | 11/01/1997 Louisiana Tech 26, Alabama 20 | 228 yards |

Total 200-yard games: 8 (2 in 1995, 4 in 1996, 2 in 1997)

Record in 200-yard games: 4-4

Most consecutive 200-yard games: 2 (twice)

| | | |
|------------|---------------------------------------------|-----------|
| 17. | Jay Barker (1991-94, 5,689 yards) | 7 |
| | 10/24/1992 Alabama 31, Ole Miss 10 | 285 yards |
| | 09/11/1993 Alabama 17, Vanderbilt 6 | 279 yards |
| | 10/16/1993 Alabama 17, Tennessee 17 | 315 yards |
| | 11/13/1993 Alabama 36, Mississippi State 25 | 221 yards |
| | 10/01/1994 Alabama 29, Georgia 28 | 396 yards |
| | 11/12/1994 Alabama 29, Mississippi State 25 | 325 yards |
| | 01/01/1995 Alabama 24, Ohio State 17 | 315 yards |

Total 200-yard games: 7 (1 in 1992, 2 in 1993, 3 in 1994)

Record in 200-yard games: 6-0-1

Most consecutive 200-yard games: 1

*He threw for a career-high 327 yards in the win over Arkansas and a career-high four touchdowns. His previous career-high for passing yards in a game was 291 against LSU in 2006.

*Wilson completed 28 of 53 passes for 240 yards and two touchdowns in a 21-14 loss to Florida State on Sept. 29.

*The 28 completions and 53 pass attempts were both career highs, surpassing his totals from the Arkansas game on Sept. 15.

*Wilson's 53 pass attempts were two shy of the Alabama single-game record held by Scott Hunter. Hunter completed 33 of 55 passes for 484 yards in a 49-26 loss to Auburn at Legion Field in Nov. 29, 1969.

*In 13 games last season, Wilson completed 216 of 379 passes (57 percent) for 2,707 yards and 17 touchdowns. He is one of seven quarterbacks in UA history with 2,000 passing yards in a season.

*He set seven single-season school records, including most plays, total offense, pass attempts, completions, yards and touchdowns in 2006.

*Wilson set UA records for pass attempts (379), completions (216), passing yards (2,707) and touchdowns (17) in 2006.

*He also owns the single-season record for most plays (461) and total offense (2,790 yards).

*Wilson also set Alabama single-season records for most 200-yard passing games (9) and consecutive 200-yard games (7) in 2006.

MOST CAREER 200-YARD PASSING GAMES

| | | |
|------------|------------------------------------------------------------------|-----------|
| 17. | Walter Lewis (1980-83, 4,257 yards) | 7 |
| | 10/16/1982 Tennessee 35, Alabama 28 | 200 yards |
| | 11/27/1982 Auburn 23, Alabama 22 | 232 yards |
| | 09/10/1983 Alabama 20, Georgia Tech 7 | 204 yards |
| | 09/17/1983 Alabama 40, Ole Miss 0 | 230 yards |
| | 10/08/1983 Penn State 34, Alabama 28 | 236 yards |
| | 10/15/1983 Tennessee 41, Alabama 34 | 245 yards |
| | 10/29/1983 Alabama 35, Mississippi State 18 | 229 yards |
| | <i>Total 200-yard games: 7 (2 in 1982, 5 in 1983)</i> | |
| | <i>Record in 200-yard games: 3-4</i> | |
| | <i>Most consecutive 200-yard games: 3 (1983)</i> | |
| 8. | Tyler Watts (1999-2002, 3,540 yards) | 5 |
| | 11/06/1999 Alabama 23, LSU 17 | 203 yards |
| | 09/01/2000 UCLA 20, Alabama 17 | 204 yards |
| | 09/29/2001 South Carolina 37, Alabama 36 | 231 yards |
| | 08/31/2002 Alabama 39, Middle Tennessee 34 | 236 yards |
| | 11/09/2002 Alabama 28, Mississippi State 14 | 223 yards |
| | <i>Total 200-yard games: 5 (1 in 1999, 2 in 2001, 2 in 2002)</i> | |
| | <i>Record in 200-yard games: 3-2</i> | |
| | <i>Most consecutive 200-yard games: 1</i> | |
| 9. | Mike Shula (1983-86, 4,069 yards) | 4 |
| | 10/12/1985 Penn State 19, Alabama 17 | 211 yards |
| | 10/19/1985 Tennessee 16, Alabama 14 | 216 yards |
| | 10/26/1985 Alabama 28, Memphis State 9 | 336 yards |
| | 11/02/1985 Alabama 44, Mississippi State 28 | 220 yards |
| | Total 200-yard games: 4 (all in 1985) | |
| | Record in 200-yard games: 2-2 | |
| | Most consecutive 200-yard games: 4 (1985) | |
| 10. | Jeff Rutledge (1975-78, 3,351 yards) | 2 |
| | 11/13/1977 Notre Dame 21, Alabama 18 | 207 yards |
| | 09/10/1977 Alabama 34, Ole Miss 13 | 215 yards |
| | <i>Total 200-yard games: 2 (1 in 1976, 1 in 1977)</i> | |
| | <i>Record in 200-yard games: 1-1</i> | |
| | <i>Most consecutive 200-yard games: 1</i> | |

JOHN PARKER WILSON CAREER STARTS BREAKDOWN

ALL GAMES

| | <u>Gms</u> | <u>Comp</u> | <u>Att</u> | <u>Pct.</u> | <u>Yds</u> | <u>TD</u> | <u>INT</u> |
|--------|------------|-------------|------------|-------------|------------|-----------|------------|
| Wins | 12 | 217 | 361 | .601 | 2,619 | 18 | 6 |
| Losses | 10 | 193 | 378 | .511 | 2,297 | 15 | 10 |

SEC GAMES

| | <u>Gms</u> | <u>Comp</u> | <u>Att</u> | <u>Pct.</u> | <u>Yds</u> | <u>TD</u> | <u>INT</u> |
|--------|------------|-------------|------------|-------------|------------|-----------|------------|
| Wins | 6 | 130 | 226 | .575 | 1,518 | 10 | 5 |
| Losses | 7 | 140 | 271 | .516 | 1,790 | 10 | 8 |

JOHN PARKER WILSON RECORD WATCH

SEASON PASS ATTEMPTS

| Player, Year | Total |
|---------------------------------|------------|
| John Parker Wilson, 2006 | 379 |
| Brodie Croyle, 2003 | 341 |
| John Parker Wilson, 2007 | 339 |
| Brodie Croyle, 2005 | 339 |
| Gary Hollingsworth, 1989 | 339 |
| Freddie Kitchens, 1996 | 302 |
| Gary Hollingsworth, 1990 | 282 |
| Scott Hunter, 1969 | 266 |
| Andrew Zow, 1999 | 264 |
| Andrew Zow, 1998 | 256 |
| Walter Lewis, 1982 | 256 |

SEASON PASS COMPLETIONS

| Player, Year | Total |
|---------------------------------|------------|
| John Parker Wilson, 2006 | 216 |
| Gary Hollingsworth, 1989 | 205 |
| Brodie Croyle, 2005 | 202 |
| John Parker Wilson, 2007 | 187 |
| Brodie Croyle, 2003 | 182 |
| Scott Hunter, 1969 | 157 |
| Freddie Kitchens, 1996 | 152 |
| Andrew Zow, 1999 | 148 |
| Walter Lewis, 1983 | 144 |
| Andrew Zow, 1998 | 143 |

SEASON PASSING YARDS

| Player, Year | Total |
|---------------------------------|--------------|
| John Parker Wilson, 2006 | 2,707 |
| Brodie Croyle, 2005 | 2,499 |
| Gary Hollingsworth, 1989 | 2,379 |
| Brodie Croyle, 2003 | 2,303 |
| Scott Hunter, 1969 | 2,188 |
| Freddie Kitchens, 1996 | 2,124 |
| John Parker Wilson, 2007 | 2,110 |
| Mike Shula, 1985 | 2,009 |
| Jay Barker, 1994 | 1,996 |
| Walter Lewis, 1983 | 1,991 |

SEASON TOUCHDOWN PASSES

| Player, Year | Total |
|---------------------------------|-----------|
| John Parker Wilson, 2006 | 17 |
| Brodie Croyle, 2003 | 16 |
| Mike Shula, 1985 | 16 |
| John Parker Wilson, 2007 | 14 |
| Brodie Croyle, 2005 | 14 |
| Walter Lewis, 1983 | 14 |
| Freddie Kitchens, 1996 | 14 |
| Jay Barker, 1994 | 14 |
| Gary Hollingsworth, 1989 | 14 |
| Harry Gilmer, 1945 | 13 |
| Joe Namath, 1962 | 13 |
| Jeff Rutledge, 1978 | 13 |
| Mike Shula, 1986 | 13 |

CAREER PASS ATTEMPTS

| Player, Year | Total |
|-----------------------------------------|------------|
| Brodie Croyle, 2002-05 | 869 |
| Andrew Zow, 1998-2001 | 852 |
| John Parker Wilson, 2005-Present | 729 |
| Jay Barker, 1991-94 | 706 |
| Freddie Kitchens, 1993-97 | 680 |
| Scott Hunter, 1968-70 | 672 |
| Gary Hollingsworth, 1989-90 | 621 |
| Mike Shula, 1983-86 | 578 |
| Walter Lewis, 1980-83 | 504 |
| Tyler Watts, 1999-2002 | 484 |

CAREER COMPLETIONS

| Player, Year | Total |
|-----------------------------------------|------------|
| Brodie Croyle, 2002-05 | 488 |
| Andrew Zow, 1998-2001 | 459 |
| John Parker Wilson, 2005-Present | 410 |
| Jay Barker, 1991-94 | 402 |
| Scott Hunter, 1968-70 | 382 |
| Gary Hollingsworth, 1987-90 | 345 |
| Freddie Kitchens, 1993-97 | 343 |
| Mike Shula, 1983-86 | 313 |
| Walter Lewis, 1980-83 | 286 |
| Tyler Watts, 1999-2002 | 284 |

CAREER PASSING YARDS

| Player, Year | Total |
|-----------------------------------------|--------------|
| Brodie Croyle, 2002-05 | 6,382 |
| Andrew Zow, 1998-2001 | 5,983 |
| Jay Barker, 1991-94 | 5,689 |
| John Parker Wilson, 2005-Present | 4,915 |
| Scott Hunter, 1968-70 | 4,899 |
| Freddie Kitchens, 1993-97 | 4,668 |
| Walter Lewis, 1980-83 | 4,257 |
| Mike Shula, 1983-86 | 4,069 |
| Gary Hollingsworth, 1987-90 | 3,842 |
| Tyler Watts, 1999-2002 | 3,540 |

CAREER TOUCHDOWNS

| Player, Year | Total |
|-----------------------------------------|-----------|
| Brodie Croyle, 2002-05 | 41 |
| Andrew Zow, 1998-2001 | 35 |
| Mike Shula, 1983-86 | 35 |
| John Parker Wilson, 2005-Present | 33 |
| Freddie Kitchens, 1993-97 | 30 |
| Jeff Rutledge, 1975-78 | 30 |
| Harry Gilmer, 1944-47 | 29 |
| Walter Lewis, 1980-83 | 29 |
| Scott Hunter, 1968-70 | 27 |
| Jay Barker, 1991-94 | 26 |

SEASON PLAYS

| Player, Year | Total |
|---------------------------------|------------|
| John Parker Wilson, 2006 | 461 |
| Brodie Croyle, 2003 | 413 |
| Brodie Croyle, 2005 | 403 |
| John Parker Wilson, 2007 | 397 |
| Walter Lewis, 1983 | 391 |
| Gary Hollingsworth, 1989 | 383 |
| Gary Hollingsworth, 1990 | 324 |
| Jay Barker, 1992 | 315 |
| Jay Barker, 1994 | 313 |
| Tyler Watts, 2002 | 311 |
| Andrew Zow, 1998 | 309 |

SEASON TOTAL YARDS

| Player, Year | Total |
|---------------------------------|--------------|
| John Parker Wilson, 2006 | 2,790 |
| Brodie Croyle, 2005 | 2,343 |
| Walter Lewis, 1983 | 2,329 |
| Gary Hollingsworth, 1989 | 2,325 |
| Brodie Croyle, 2003 | 2,311 |
| Scott Hunter, 1969 | 2,157 |
| John Parker Wilson, 2007 | 2,144 |
| Walter Lewis, 1982 | 2,087 |
| Mike Shula, 1985 | 2,037 |
| Freddie Kitchens, 1996 | 1,997 |

CAREER PLAYS

| Player, Year | Total |
|-----------------------------------------|------------|
| Brodie Croyle, 2002-05 | 1,052 |
| Andrew Zow, 1998-2001 | 1,020 |
| Jay Barker, 1991-94 | 949 |
| Walter Lewis, 1980-83 | 904 |
| John Parker Wilson, 2005-Present | 872 |
| Freddie Kitchens, 1993-97 | 872 |
| Harry Gilmer, 1944-47 | 821 |
| Tyler Watts, 1999-2002 | 798 |
| Scott Hunter, 1968-70 | 773 |
| Shaun Alexander, 1996-99 | 729 |

CAREER TOTAL YARDS

| Player, Year | Total |
|-----------------------------------------|--------------|
| Brodie Croyle, 2002-05 | 6,205 |
| Andrew Zow, 1998-2001 | 5,958 |
| Walter Lewis, 1980-83 | 5,690 |
| Jay Barker, 1991-94 | 5,409 |
| John Parker Wilson, 2005-Present | 4,881 |
| Scott Hunter, 1968-70 | 4,785 |
| Tyler Watts, 1999-2002 | 4,668 |
| Harry Gilmer, 1944-47 | 4,657 |
| Freddie Kitchens, 1993-97 | 4,657 |
| Mike Shula, 1983-86 | 4,151 |

DJ HALL

*Senior wide receiver **DJ Hall (Ft. Walton Beach, Fla.)** owns seven receiving records at Alabama.

*He enters the Mississippi State game with 179 career catches for 2,758 yards and 17 touchdowns in 44 career games.

*Hall averages 15.4 yards per catch and 62.7 yards per game in his UA career.

*In 30 career SEC games, Hall has 123 catches for 1,923 yards and 12 touchdowns.

*He averages 15.9 yards per catch and 65.2 yards per game in his SEC career.

*In eight games this season, Hall leads Alabama with 52 catches for 840 yards and a career-high six touchdowns.

*He is averaging a team-leading 16.2 yards per catch and 93.3 yards per game.

*Hall's 52 catches rank seventh on the UA single-season charts, while his 840 yards rank third all-time.

*He leads the SEC with 93.3 yards per game and ranks third with 5.78 catches per game.

*In five SEC games, Hall has 38 catches for 686 yards with five touchdowns.

*He also leads UA with 18.1 yards per catch and 114.3 yards per game in conference play.

*Hall is Alabama's career leader in receptions and receiving yards.

*Hall became Alabama's all-time leader for receiving yards during the Tide's win over Arkansas on Sept. 15.

*He broke the previous record of 2,070 career yards held by Ozzie Newsome (1974-77).

*He had six catches for 173 yards and two touchdowns in the win over the Razorbacks.

*Hall had a huge first quarter against Arkansas with four catches for 118 yards (29.5-yard average) and two touchdowns.

*Hall's outing continued a trend against the Razorbacks as the senior has enjoyed much success against Arkansas.

*In four games against Arkansas, Hall has 16 catches for 378 yards and five touchdowns. He has averaged 23.6 yards per catch and 94.5 yards per game in his career against the Razorbacks.

*Hall became the Crimson Tide's all-time receptions leader with three catches against Houston on Oct. 6.

*He surpassed the previous record of 152 career catches set by Freddie Milons (1998-2001).

*He had seven catches for 83 yards and one touchdown in the loss to Florida State on Sept. 29.

*Hall caught 11 passes for 140 yards in the Tide's 27-24 win at Ole Miss on Oct. 13.

*He added a school-record 13 catches for 185 yards and two touchdowns in the Tide's 41-17 win over Tennessee on Oct. 20. He also caught a two-point pass play from Wilson in the third quarter.

*Hall's 13 catches broke the previous school record of 12 catches set by David Bailey against Tennessee in 1969 and 1970.

*Hall's 185 receiving yards was his 13th career 100-yard game, extending his own school record.

*Hall now has five games of 10 or more catches in his UA career which is also the most in school history.

*Hall owns five of the Top 10 single-game receiving marks in school history. He owns the record with 13 receptions (Tennessee, 2007) and has added 11 receptions (twice) and 10 receptions (twice) in his career.

*He also owns three of the Crimson Tide's Top 10 single-season reception marks. He posted the second-best mark in school history in 2006 with 62 catches. Hall has 50 catches this season, which ranks eighth on the single-season list. He had 48 catches (9th place) in 2005.

*Hall also owns three of the Crimson Tide's Top 10 single-game receiving yards marks. The 185 yards against Tennessee on Oct. 20, 2007 ranks as the third-best in school history. He also posted the fifth-best total (172 vs. Arkansas, 2007) and 10th best total (157, Arkansas, 2006) in the last two seasons.

HALL EYES TO MARK

*Hall enters the Mississippi State game with 17 career touchdown receptions, which leaves him one shy of Alabama's all-time record.

*Dennis Homan (1965-67) holds the Alabama career record with 18 touchdowns.

HALL GOES FOR 100 IN TWO STRAIGHT

*Hall has recorded back-to-back 100-yard games in wins over Ole Miss and Tennessee in the Tide's last two games.

*He had 24 catches for 325 yards and two touchdowns in wins over Ole Miss and Tennessee. He averaged 12 catches and 162.5 yards per game in those two wins.

*Hall had 11 catches for 140 yards in the Tide's 27-24 win at Ole Miss on Oct. 13.

*He added a school-record 13 catches for 185 yards and two touchdowns in the 41-17 win over Tennessee on Oct. 20.

*Hall, Newsome and Freddie Milons are the only receivers in school history to post consecutive 100-yard receiving games for the Crimson Tide.

100 Receiving Yards (2 Straight Games)

| | |
|---------|--------------------------|
| DJ Hall | 140 vs. Ole Miss (2007) |
| | 185 vs. Tennessee (2007) |

| | |
|---------------|-----------------------|
| Ozzie Newsome | 106 vs. Miami (1977) |
| | 119 vs. Auburn (1977) |

100 Receiving Yards (3 Straight Games)

| | |
|---------|-------------------------|
| DJ Hall | 144 vs. Arkansas (2006) |
| | 117 vs. Florida (2006) |
| | 124 vs. Duke (2006) |

| | |
|----------------|-------------------------|
| Freddie Milons | 109 vs. Arkansas (1999) |
| | 119 vs. Florida (1999) |
| | 133 vs. Ole Miss (1999) |

100 Receiving Yards (4 Straight Games)

| | |
|---------|-------------------------|
| DJ Hall | 144 vs. Arkansas (2006) |
| | 117 vs. Florida (2006) |
| | 124 vs. Duke (2006) |
| | 119 vs. Ole Miss (2006) |

100 Receiving Yards (5 Straight Games)

| | |
|---------|--------------------------|
| DJ Hall | 144 vs. Arkansas (2006) |
| | 117 vs. Florida (2006) |
| | 124 vs. Duke (2006) |
| | 119 vs. Ole Miss (2006) |
| | 102 vs. Tennessee (2007) |

HALL CHASING SEC RECORDS

*Alabama's most prolific pass catcher is also making his mark in the SEC record books.

*Hall is currently 10th all-time in SEC history with 2,758 receiving yards. He is currently the SEC's leading active receiver in terms of yards, slightly ahead of Vanderbilt's Earl Bennett. The Vanderbilt junior has 2,692 career yards entering Saturday's game at Florida.

*The Alabama senior is only 335 yards shy of the all-time SEC record held by former Georgia standout Terrence Edwards (1999-2002) with 3,093 career receiving yards.

*With his current average of 93.3 yards per game and a minimum of four games to play, Hall is on pace to become the SEC's all-time leader with 3,160 yards.

*Only two players in SEC history have recorded 3,000 or more career receiving yards. Former LSU receiver Josh Reed (1999-2001) is second all-time with 3,001 career yards.

*Hall is 26 yards shy of Wendell Davis (LSU, 1984-87) ninth place total of 2,708 yards.

*The Alabama senior is 207 yards shy of moving into fourth place on the SEC's all-time list, which would surpass Craig Yeast (3rd), Fred Gibson (4th), Dan Stricker (5th), Anthony Lucas (7th) and Joey Kent (8th) on the list.

*Hall is also on the verge of cracking the SEC's Top 10 for career receptions.

*He currently has 177 career receptions in his four-year Alabama career and needs six catches to crack the Top 10 in league annals.

*Davis (LSU) and Kent (Tennessee) are currently tied for ninth place all-time in SEC history with 183 career receptions.

*Hall currently averages 6.25 catches per game and is on pace to become the fourth receiver in league history to record 200 career receptions.

*At his current pace, Hall would finish third all-time behind Bennett (215) and Yeast (208).

DJ HALL'S SEC RECORD BOOK WATCH

SEC ALL-TIME RECEIVING YARDS

| Rk | Yards | Player, School (Catches) | Years | Hall Needs |
|-----|--------------|---------------------------------|---------------------|------------|
| 1. | 3,093 | Terrence Edwards, Georgia (204) | 1999-2002 | 335 |
| 2. | 3,001 | Josh Reed, LSU (167) | 1999-2001 | 234 |
| 3. | 2,964 | Boo Mitchell, Vanderbilt (188) | 1985-1988 | 206 |
| 4. | 2,899 | Craig Yeast, Kentucky (208) | 1995-1998 | 131 |
| 5. | 2,884 | Fred Gibson, Georgia (161) | 2001-2004 | 126 |
| 6. | 2,880 | Dan Stricker, Vanderbilt (182) | 1999-2002 | 122 |
| 7. | 2,879 | Anthony Lucas, Arkansas (137) | 1995-1998 | 121 |
| 8. | 2,814 | Joey Kent, Tennessee (183) | 1993-1996 | 56 |
| 9. | 2,758 | DJ Hall, Alabama (179) | 2004-Present | -- |
| 10. | 2,708 | Wendell Davis, LSU (183) | 1984-1987 | -- |
| 11. | 2,692 | Earl Bennett (220) | 2005-Present | -- |

SEC ALL-TIME RECEPTIONS

| Rk | Recpts | Player, School (Yards) | Years | Hall Needs |
|-----|------------|-----------------------------------|---------------------|------------|
| 1. | 220 | Earl Bennett, Vanderbilt (2,692) | 2005-Present | 38 |
| 2. | 208 | Craig Yeast, Kentucky (2,899) | 1995-1998 | 29 |
| 3. | 204 | Terrence Edwards, Georgia (3,093) | 1999-2002 | 25 |
| 4. | 200 | Keith Edwards, Vanderbilt (1,757) | 1980, 1982-84 | 21 |
| 5. | 198 | Chris Collins, Ole Miss (2,621) | 2000-2003 | 19 |
| 6. | 197 | Derek Abney, Kentucky (2,339) | 2000-2003 | 18 |
| 7. | 194 | Anthony White, Kentucky (1,519) | 1996-1999 | 15 |
| 8. | 188 | Boo Mitchell, Vanderbilt (2,964) | 1985-1988 | 9 |
| 9. | 183 | Wendell Davis, LSU (2,708) | 1984-1987 | 4 |
| | 183 | Joey Kent, Tennessee (2,814) | 1993-1996 | 4 |
| 11. | 179 | DJ Hall, Alabama (2,758) | 2004-Present | -- |

HALL'S STREAK AT 28 GAMES

*In addition to his numerous school records, **Hall has caught at least one pass in 28 consecutive games**, dating back to the 2005 season.

*Hall's current streak began at Ole Miss on October 15, 2005, when he hauled in a 10-yard reception in the second quarter.

DJ HALL RECORD WATCH

SINGLE-GAME RECEPTIONS

| Player (Opponent) | Total |
|-----------------------------------------------|-----------|
| DJ Hall (vs. Tennessee, 2007) | 13 |
| David Bailey (vs. Tennessee, 1969) | 12 |
| David Bailey (vs. Tennessee, 1970) | 12 |
| DJ Hall (vs. Ole Miss, 2007) | 11 |
| DJ Hall vs. Utah State, 2005) | 11 |
| Quincy Jackson (vs. BYU, 1998) | 11 |
| Dennis Homan (vs. Southern Mississippi, 1967) | 11 |
| DJ Hall (vs. Mississippi State, 2006) | 10 |
| DJ Hall (vs. Tennessee, 2005) | 10 |
| Five Players | 9 |

SINGLE-SEASON RECEPTIONS

| Player, Year | Total |
|-----------------------|-----------|
| Freddie Milons, 1999 | 65 |
| DJ Hall, 2006 | 62 |
| David Palmer, 1993 | 61 |
| David Bailey, 1969 | 56 |
| David Bailey, 1970 | 55 |
| Dennis Homan, 1967 | 54 |
| DJ Hall, 2007 | 52 |
| Lamonde Russell, 1989 | 51 |
| DJ Hall, 2005 | 48 |
| Quincy Jackson, 1998 | 48 |
| Kevin Turner, 1989 | 48 |

CAREER RECEPTIONS

| Player, Year | Total |
|----------------------------------|------------|
| DJ Hall, 2004-Present | 179 |
| Freddie Milons, 1998-2001 | 152 |
| David Bailey, 1969-71 | 132 |
| Lamonde Russell, 1987-90 | 108 |
| Antonio Carter, 1999-2004 | 106 |
| Curtis Brown, 1991-95 | 106 |
| Keith Brown, 2004-Present | 105 |
| David Palmer, 1991-93 | 102 |
| Ozzie Newsome, 1974-77 | 102 |
| Kevin Turner, 1988-91 | 97 |

SINGLE-GAME RECEIVING YARDS

| Player, Opponent | Yards |
|----------------------------------------|------------|
| David Palmer, Vanderbilt (1993) | 217 |
| David Bailey, Auburn (1969) | 187 |
| DJ Hall, Tennessee (2007) | 185 |
| Toderick Malone, Georgia (1994) | 173 |
| DJ Hall, Arkansas (2006) | 172 |
| David Palmer, Mississippi State (1993) | 171 |
| Dennis Homan, Florida State (1967) | 159 |
| Siran Stacy, Tennessee (1989) | 158 |
| Ken McAfee, Villanova (1951) | 158 |
| DJ Hall, Utah State (2005) | 157 |
| Antonio Carter, Ole Miss (2000) | 157 |

SINGLE-SEASON RECEIVING YARDS

| Player, Year | Total |
|----------------------|--------------|
| DJ Hall, 2006 | 1,056 |
| David Palmer, 1993 | 1,000 |
| DJ Hall, 2007 | 840 |
| Dennis Homan, 1967 | 820 |
| Ozzie Newsome, 1977 | 804 |
| David Bailey, 1970 | 790 |
| David Bailey, 1969 | 781 |
| Al Lary, 1950 | 756 |
| Freddie Milons, 1999 | 733 |
| Michael Vaughn, 1996 | 702 |

CAREER RECEIVING YARDS

| Player, Year | Total |
|----------------------------------|--------------|
| DJ Hall, 2004-Present | 2,758 |
| Ozzie Newsome, 1974-77 | 2,070 |
| Freddie Milons, 1998-2001 | 1,859 |
| David Bailey, 1969-71 | 1,857 |
| Keith Brown, 2004-Present | 1,720 |
| David Palmer, 1991-93 | 1,611 |
| Curtis Brown, 1991-95 | 1,568 |
| Dennis Homan, 1965-67 | 1,495 |
| Joey Jones, 1980-83 | 1,386 |
| Toderick Malone, 1993-95 | 1,368 |

CAREER TOUCHDOWN RECEPTIONS

| Player, Year | Total |
|----------------------------------|-----------|
| Dennis Homan, 1965-67 | 18 |
| DJ Hall, 2004-Present | 17 |
| Ozzie Newsome, 1974-77 | 16 |
| Joey Jones, 1980-83 | 15 |
| Al Lary, 1948-50 | 14 |
| David Bailey, 1969-71 | 13 |
| Keith Brown, 2004-Present | 11 |
| Wayne Wheeler, 1971-73 | 11 |
| Jesse Bendross, 1980-83 | 11 |
| Al Bell, 1985-86 | 11 |
| David Palmer, 1991-93 | 11 |
| Toderick Malone, 1993-95 | 11 |
| Curtis Brown, 1991-95 | 11 |

MOST 100-YARD GAMES (Season)

| Total | Player (Year) |
|----------|-----------------------|
| 7 | DJ Hall (2006) |
| 4 | Ozzie Newsome (1977) |
| 3 | DJ Hall (2007) |
| 3 | Freddie Milons (1999) |
| 3 | David Palmer (1993) |
| 3 | David Bailey (1969) |

MOST 100-YARD GAMES (Career)

| Total | Player (Years) |
|-----------|--------------------------|
| 13 | DJ Hall (2004-06) |
| 6 | Ozzie Newsome (1974-77) |
| 5 | David Bailey (1969-71) |
| 5 | Dennis Homan (1965-67) |
| 4 | Freddie Milons (1998-01) |
| 4 | Wayne Wheeler (1971-73) |
| 4 | David Palmer (1991-93) |

HALL'S CAREER 100-YARD GAMES

| Yards | Opponent (Year) |
|-------|--------------------------|
| 130 | Southern Miss (2005) |
| 139 | Tennessee (2005) |
| 157 | Utah State (2005) |
| 144 | Arkansas (2006) |
| 117 | Florida (2006) |
| 124 | Duke (2006) |
| 119 | Ole Miss (2006) |
| 102 | Tennessee (2006) |
| 125 | Mississippi State (2006) |
| 142 | LSU (2006) |
| 172 | Arkansas (2007) |
| 140 | Ole Miss (2007) |
| 185 | Tennessee (2007) |

GRANT SETS FRESHMAN MARKS

*Redshirt freshman **Terry Grant** (Lumberton, Miss.) owns Alabama single-season freshman records for rushing attempts, rushing yards and touchdowns.

*In nine games this season, Grant has 140 rushing attempts for 720 yards and seven touchdowns.

*The 140 rushing attempts are the most in school history by an Alabama freshman. Kerry Goode held the previous record with 103 rushing attempts in 1983.

*Grant's 720 rushing yards is also the most in school history by an Alabama freshman. The previous record was 693 rushing yards by Goode in 1983.

*Grant's seven rushing touchdowns is also an Alabama freshman record. The previous record of six touchdowns was held by Shaun Alexander in 1996.

*He opened the season with back-to-back 100-yard rushing games against Western Carolina and Vanderbilt.

*Grant burst onto the scene in the Crimson Tide's season opener against Western Carolina with 18 carries for 134 yards and three touchdowns on Sept. 1.

*He added 24 carries for 173 yards and two touchdowns in his first career SEC start against Vanderbilt on Sept. 8. The 173 rushing yards were the third-most in school history by a freshman running back.

*Grant earned SEC Freshman of the Week honors after the Western Carolina, Vanderbilt and Arkansas games.

*He added 20 carries for 96 yards in the Tide's 41-38 win over Arkansas on Sept. 15.

*Grant recorded his third 100-yard game of the season in the Tide's 41-17 win over Tennessee on Oct. 20.

*Against the Vols, he ran a career-high 26 times for 104 yards and one touchdown. In the win, he also set UA single-season freshman records for rushing attempts, rushing yards and rushing touchdowns.

*Here is a look at the UA freshman rushing records since 1972.

ALABAMA FRESHMAN RUSHING RECORDS

Most Rushing Attempts

| Rank | Player (Year) | Attempts |
|------|---------------------------|------------|
| 1. | Terry Grant (2007) | 140 |
| 2. | Kerry Goode (1983) | 103 |
| 3. | Bobby Humphrey (1985) | 99 |
| 4. | Gene Jelks (1985) | 93 |
| 5. | Ricky Moore (1981) | 79 |
| 6. | Shaun Alexander (1996) | 77 |
| 7. | Calvin Culliver (1973) | 53 |
| 8. | Linnie Patrick (1980) | 50 |
| 9. | Walter Lewis (1980) | 45 |
| 10. | Ray Hudson (2001) | 37 |
| | Dennis Riddle (1994) | 37 |

Most Rushing Yards

| Rank | Player (Year) | Yards |
|------|---------------------------|------------|
| 1. | Terry Grant (2007) | 720 |
| 2. | Kerry Goode (1983) | 693 |
| 3. | Shaun Alexander (1996) | 589 |
| 4. | Gene Jelks (1985) | 588 |
| 5. | Bobby Humphrey (1985) | 502 |
| 5. | Linnie Patrick (1980) | 361 |
| 6. | Calvin Culliver (1972) | 352 |
| 7. | Ricky Moore (1981) | 347 |
| 9. | Walter Lewis (1980) | 219 |
| 10. | Ray Hudson (2001) | 205 |

Most Rushing Touchdowns

| Rank | Player (Year) | TDs |
|------|---------------------------|----------|
| 1. | Terry Grant (2007) | 7 |
| 2. | Shaun Alexander (1996) | 6 |
| 3. | Gene Jelks (1985) | 5 |
| 4. | Bobby Humphrey (1985) | 4 |
| 5. | Calvin Culliver (1972) | 3 |
| | Linnie Patrick (1980) | 3 |
| | Kerry Goode (1983) | 3 |
| 8. | Walter Lewis (1980) | 2 |
| | Sherman Williams (1991) | 2 |
| | Dennis Riddle (1994) | 2 |

Highest Average Per Rush (Min. 35 atts.)

| Rank | Player (Year) | Avg. |
|------|---------------------------|------------|
| 1. | Shaun Alexander (1996) | 7.6 |
| 2. | Linnie Patrick (1980) | 7.2 |
| 3. | Kerry Goode (1983) | 6.7 |
| 4. | Calvin Culliver (1972) | 6.6 |
| 5. | Gene Jelks (1985) | 6.3 |
| 6. | Ray Hudson (2001) | 5.5 |
| 7. | Terry Grant (2007) | 5.1 |
| | Bobby Humphrey (1985) | 5.1 |
| 9. | Walter Lewis (1980) | 4.8 |
| 10. | Ricky Moore (1981) | 4.4 |

TERRY GRANT NOTEBOOK

*Named **SEC Freshman of the Week** against Western Carolina (Sept. 1), Vanderbilt (Sept. 8) and Arkansas (Sept. 15).

*He ran for 173 yards in the Tide's 24-10 win at Vanderbilt, the third-highest rushing total for a freshman in school history.

*Grant ran for 134 yards in his first collegiate start in the season opener against Western Carolina on Sept. 1. He had 18 carries for 134 yards and three touchdowns, all in the first half of UA's 52-6 win.

*He was the first UA player since Kenneth Darby to rush for 100 or more yards in his first start.

*Darby ran for 197 yards in his first start against Southern Mississippi on Oct. 16, 2004. Darby's 197 yards are the most by an Alabama running back in his first career start.

*Grant's three rushing touchdowns were the most by an Alabama running back since Shaud Williams scored three touchdowns in win over Kentucky on September 13, 2003.

*Grant's 134 rushing yards was the **fourth-best rushing total** in a season opener in Alabama history.

TOP OPENING DAY RUSHING EFFORTS

| Player | Yards |
|--------------------|------------|
| Calvin Culliver | 169 |
| Siran Stacy | 169 |
| Sherman Williams | 153 |
| Terry Grant | 134 |
| Shaun Alexander | 132 |

OPENING DAY RUSHING TOTALS (Since 1994)

| Year | Player | Yards |
|------|------------------|-------|
| 2007 | Terry Grant | 134 |
| 2006 | Jimmy Johns | 58 |
| 2005 | Ken Darby | 95 |
| 2004 | Ray Hudson | 114 |
| 2003 | Shaud Williams | 100 |
| 2002 | Ahmaad Galloway | 82 |
| 2001 | Tyler Watts | 81 |
| 2000 | Jason McAddley | 56 |
| 1999 | Shaun Alexander | 116 |
| 1998 | Shaun Alexander | 132 |
| 1997 | Shaun Alexander | 62 |
| 1996 | Curtis Alexander | 62 |
| 1995 | Dennis Riddle | 69 |
| 1994 | Sherman Williams | 153 |

TOP FRESHMAN RUSHING EFFORTS

| Player | Yards |
|-----------------------------------------|------------|
| Shaun Alexander at LSU (1996) | 296 |
| Gene Jelks vs. Auburn (1985) | 192 |
| Terry Grant at Vanderbilt (2007) | 173 |

WALLACE GILBERRY

*Alabama senior defensive end **Wallace Gilberry (Bay Minette, Ala.)** is having a solid senior season on the Crimson Tide defensive line this season.

*Gilberry was recently named a semi-finalist for the **Ted Hendricks Award**, presented annually to the nation's best defensive end.

*He leads the Crimson Tide with seven sacks this season and 15 total tackles for loss after nine games.

*All seven of his sacks have come in the Tide's last four games, including a career-best three sacks (-19 yards) against No. 3 LSU on Nov. 3 at Bryant-Denny Stadium.

*At one point in the second quarter, Gilberry sacked LSU quarterback Matt Flynn on consecutive plays.

*Gilberry had two sacks in wins over Houston (Oct. 6) and Ole Miss (Oct. 13).

*He is **tied for second in the SEC and 20th nationally** with 0.78 sacks per game.

*Gilberry is also **second in the league and seventh nationally** with 1.67 tackle for loss per game.

*Overall, he is Alabama's third-leading tackler with 53 stops in nine games. He ranks second on the UA team with 33 solo tackles. He has also added 20 assists.

*He also leads the Tide with 12 quarterback hurries and has added two breakups and two forced fumbles.

*In 46 career games, Gilberry has 159 tackles, including 99 solo stops.

*He is tied with Jarret Johnson (1999-2002), Cornelius Bennett (1983-86) and Leroy Cook (1972-75) for fifth all-time with 25 career tackle for loss.

*Gilberry ranks seventh all-time at UA with 18 career sacks. Jeremy Nunley (1990-93) is sixth all-time with 19 sacks.

*He is fourth all-time with 43 1/2 total tackles for loss (sacks and TFLs combined). Johnson ranks third all-time with 48 combined TFLs.

*In six SEC games this season, Gilberry leads UA with five sacks and 9 1/2 total tackles for loss and nine quarterback pressures. He is fourth on the team with 32 tackles.

*In 30 career SEC games, Gilberry has 102 tackles, 12.5 sacks, 18 1/2 tackles for loss and 31 total tackles for loss (sacks and TFLs combined).

SACK ATTACK

*Alabama has **recorded 12 sacks (-69 yards) in its last four games**, compared to only five sacks (-46 yards) in the first five games of the season.

*A total of eight different defensive players have at least one sack this season.

*Gilberry leads the Crimson Tide with seven sacks (-32 yards) this season.

*All seven of his sacks have come in the last four games, including a career-high three sacks against No. 3 LSU on Nov. 3.

*Gilberry had three sacks for -19 yards against the Tigers, including sacks on back-to-back plays in the second quarter.

*He had two sacks each against Houston (Oct. 6) and Ole Miss (Oct. 13).

*Brandon Deaderick, Lorenzo Washington and Ezekial Knight have two sacks each.

*Rashad Johnson, Rolando McClain, Darren Mustin and Bobby Greenwood have one each.

*The Crimson Tide had a season-high five sacks in its win over Houston on Oct. 6. Gilberry had two sacks, while Deaderick, Washington and Mustin added one each.

*The five sacks against Houston were the most by Alabama since the 2005 season opener against Middle Tennessee.

ALABAMA GAME-BY-GAME SACKS

| Opponent | Sacks (Yards) |
|------------------|---------------|
| Western Carolina | 2 (-22) |
| Vanderbilt | 1 (-18) |
| Arkansas | 0 (0) |
| Georgia | 0 (0) |
| Florida State | 1 (-6) |
| Houston | 5 (-29) |
| Ole Miss | 4 (-21) |
| Tennessee | 0 (0) |
| LSU | 3 (-19) |

GILBERRY WATCH LIST

Career Sack Leaders

| Rk | Player (Years) | Sacks |
|----|----------------------------------------|---------------|
| 1. | Derrick Thomas (1985-88) | 52 |
| 2. | Kindal Moorehead (1998-2002) | 25 |
| 3. | Jarret Johnson (1999-2002) | 23 |
| 4. | Eric Curry (1990-92) | 22 1/2 |
| 5. | E.J. Junior (1977-80) | 21 |
| 6. | Jeremy Nunley (1990-93) | 19 |
| 7. | Wallace Gilberry (2004-Present) | 18 1/2 |
| 8. | Mike Pitts (1979-82) | 16 |
| 9. | Cornelius Bennett (1983-86) | 15 |
| | Leroy Cook (1972-75) | 15 |

Career TFL Leaders

| Rk | Player (Years) | Sacks |
|-----|----------------------------------------|-----------|
| 1. | Kindal Moorehead (1998-2002) | 34 |
| 2. | DeMeco Ryans (2002-05) | 33 |
| 3. | Kenny King (1999-2002) | 26 |
| 4. | Wallace Gilberry (2004-Present) | 25 |
| | Jarret Johnson (1999-2002) | 25 |
| | Cornelius Bennett (1983-86) | 25 |
| | Leroy Cook (1972-75) | 25 |
| 8. | Mark Anderson (2002-05) | 24 1/2 |
| 9. | Marcus Spencer (1997-2000) | 22 |
| 10. | Derrick Thomas (1985-88) | 22 |

Career Combined TFL Leaders (Sacks/TFLs)

| Rk | Player (Years) | Total |
|----|----------------------------------------|---------------|
| 1. | Derrick Thomas (1985-88) | 74 |
| 2. | Kindal Moorehead (1998-2002) | 59 |
| 3. | Jarret Johnson (1999-2002) | 48 |
| 4. | Wallace Gilberry (2004-Present) | 43 1/2 |
| 5. | Cornelius Bennett (1983-86) | 40 |
| 6. | E.J. Junior (1977-80) | 39 |

JAVIER ARENAS

*Alabama sophomore return specialist **Javier Arenas (Tampa, Fla.)** is rapidly becoming the most prolific return man in Crimson Tide annals.

*In nine games this season, Arenas has 42 total kick returns for 873 yards and one touchdown. He is averaging 20.79 yards per return this season.

*The speedster has 19 punt returns for 326 yards and one touchdown. Arenas averages 17.2 yards per punt return this season, which is the second-highest average (minimum 15 returns) in school history.

*He is second in the SEC and ranks sixth nationally with a 17.16 yard punt return average this season.

*He had a season-high six punt returns in the win over Arkansas on Sept. 15.

*He recorded a season-high 79 yards in wins over Vanderbilt (3 returns) and Arkansas (6 returns) on Sept. 8 and 15 respectively.

*Arenas had a season-best 69-yard punt return to set up the Tide's first touchdown in the win at Vandy.

*He added two returns for 71 yards at Ole Miss and three returns for 69 yards, including a 61-yard TD against No. 3 LSU on Nov. 3.

*Arenas has also added 23 kickoff returns for 547 yards and a 23.8-yard average this season.

*His best game of the season came against No. 3 LSU on Nov. 3 when he had eight kickoff returns for 168 yards.

*Arenas also had four returns for 93 yards at Ole Miss on Oct. 13.

*Arenas' 237 all-purpose yards against LSU (Nov. 3) is the most in his UA career.

*In 22 career games, Arenas has 50 punt returns for 612 yards and three touchdowns. He averages 12.2 yards per punt return.

*He has tied Harry Gilmer for second place all-time with three punt returns for touchdowns.

ALABAMA HIGHEST PUNT RETURN AVERAGE (10 or more returns)

| Player, Year | No. | Yards | TD | Avg. |
|----------------------------|-----------|------------|----------|--------------|
| Gordon Pettus, 1948 | 10 | 200 | 1 | 20.00 |
| Harry Gilmer, 1947 | 21 | 381 | 2 | 18.14 |
| Javier Arenas, 2007 | 19 | 326 | 1 | 17.15 |
| Cotton Clark, 1962 | 15 | 243 | 0 | 16.20 |
| David Palmer, 1991 | 24 | 386 | 3 | 16.08 |
| Bobby McKinney, 1971 | 25 | 326 | 1 | 13.04 |
| Willie Shelby, 1973 | 15 | 191 | 1 | 12.73 |
| Deshea Townsend, 1994 | 12 | 223 | 0 | 12.39 |
| Harry Gilmer, 1944 | 13 | 161 | 0 | 12.38 |

ALABAMA HIGHEST PUNT RETURN AVERAGE (15 or more returns)

| Player, Year | No. | Yards | TD | Avg. |
|----------------------------|-----------|------------|----------|--------------|
| Harry Gilmer, 1947 | 21 | 381 | 2 | 18.14 |
| Javier Arenas, 2007 | 19 | 326 | 1 | 17.15 |
| Cotton Clark, 1962 | 15 | 243 | 0 | 16.20 |
| David Palmer, 1991 | 24 | 386 | 3 | 16.08 |
| Bobby McKinney, 1971 | 25 | 326 | 1 | 13.04 |
| Willie Shelby, 1973 | 15 | 191 | 1 | 12.73 |
| Tony Nathan, 1977 | 18 | 223 | 0 | 12.38 |

*David Palmer (1991-93) holds the all-time record with four punt returns, including a single-season record three punt returns for touchdowns in 1991. Palmer had 24 returns for 386 yards that season.

*Arenas had 31 punt returns for 286 yards (9.2 average) and two touchdowns as a freshman in 2006.

*The two touchdowns tied Harry Gilmer for the second-most in school history. Gilmer also had two punt return for touchdowns in 1947.

*Palmer holds the single-season record with three in 1991.

*Arenas had five punt returns for 81 yards, including a 56-yard TD, against Florida International on Oct. 28, 2006.

*He added an 81-yard punt return to set an Alabama bowl game and Independence Bowl game record against Oklahoma State on Dec. 28, 2006 in Shreveport.

*In addition, Arenas has 41 career kickoff returns for 891 yards and a 21.7-yard average in 22 games.

*He had 18 kickoff returns for 334 yards (19.1 average) as a freshman in 2006.

ARENAS GOES DEEP

*Arenas has 13 kick returns of more than 30 yards in his Alabama career.

*He has eight punt returns and five kickoff returns of more than 30 yards.

*Arenas has nine returns of more than 40 yards this season, including two against No. 3 LSU on Nov. 3.

*In addition, Arenas has seven career kick returns of more than 50 yards, including five this season.

*The five kick returns of more than 50 yards rank second nationally to Florida's Brandon James, who has seven kick returns of more than 50 yards.

*Utah State's Kevin Robinson is third nationally with four kick returns of more than 50 yards this season.

JAVIER ARENAS CAREER PUNT RETURNS (30+ Yds)

| Yards | Opponent, Year |
|---------|----------------------|
| 86 (TD) | Oklahoma State, 2006 |
| 69 | Vanderbilt, 2007 |
| 65 (TD) | FIU, 2006 |
| 61 (TD) | LSU, 2007 |
| 58 | Arkansas, 2007 |
| 54 | Ole Miss, 2007 |
| 31 | Hawaii, 2006 |
| 31 | Ole Miss, 2006 |

JAVIER ARENAS CAREER KO RETURNS (30+ Yds)

| Yards | Opponent, Year |
|-------|------------------------|
| 62 | Tennessee, 2007 |
| 45 | Western Carolina, 2007 |
| 35 | Ole Miss, 2007 |
| 34 | Arkansas, 2007 |
| 31 | LSU, 2007 |

NOVEMBER RECORD

*Alabama has compiled a **250-122-14 (.665)** all-time record in 386 all-time November games.

*The Crimson Tide is 2-9 (.182) in its last 11 games in the month, including a six-game losing streak.

*Alabama has not won in November since a 17-0 win at Mississippi State on Nov. 3, 2005.

*The Crimson Tide lost all three November games last season, including losses to Mississippi State, LSU and Auburn.

*Alabama is **46-31-1 (.596)** in the month of November since the 1983 season.

*The **first football game in Alabama history** was played in the month of November. The Crimson Tide defeated Birmingham High School 56-0 on Nov. 11, 1892.

*One of the greatest wins in school history took place on Nov. 4, 1922 when the Crimson Tide posted a landmark win for Southern football with a 9-7 upset win over Penn at Franklyn Field in Philadelphia.

*On Nov. 23, 1946, Alabama suffered a 13-7 loss to Boston College at Braves Field in Boston. The game also marked the first time UA traveled to by airplane to a football game.

*Alabama head coach Paul "Bear" Bryant became the winningest coach in college football history with a 28-17 win over Auburn on Nov. 28, 1981. He tied Amos Alonzo Stagg's mark with his 314th all-time win at Penn State on Nov. 14, 1981.

*Redshirt freshman running back Shaun Alexander ran for an Alabama record 291 yards and scored four touchdowns in a 26-0 win at LSU on Nov. 9, 1996.

ALABAMA'S NOVEMBER HIGHLIGHTS

| Date | Result | Notes |
|---------------|------------------------------|------------------------------------------------------------------------------------------------------------------|
| Nov. 11, 1892 | Alabama 56, Birmingham HS 0 | First-game in the history of Alabama football |
| Nov. 4, 1922 | Alabama 9, Penn 7 | Crimson Tide upsets Penn in Philadelphia Landmark win for Southern football |
| Nov. 14, 1925 | Alabama 35, Florida 0 | Alabama's 150th all-time win |
| Nov. 23, 1946 | Boston College 13, Alabama 7 | Game played at Braves Field in Boston First time UA traveled to game using airplane |
| Nov. 14, 1981 | Alabama 31, Penn State 16 | Coach Paul Bryant ties Amos Alonzo Stagg (314 wins) |
| Nov. 28, 1981 | Alabama 28, Auburn 17 | Bryant becomes all-time winningest coach w/315th win |
| Nov. 13, 1982 | Southern Miss 38, Alabama 29 | UA's 57-game Tuscaloosa winning streak snapped Bryant's last Tuscaloosa game as head coach |
| Nov. 12, 1983 | Alabama 28, S. Miss 16 | UA's 600th all-time football win |
| Nov. 11, 1989 | Alabama 32, LSU 16 | Alabama clinches share of first SEC title since 1981 UA's 650th all-time football win |
| Nov. 9, 1996 | Alabama 26, LSU 0 | Shaun Alexander's school record 291 rushing yards |
| Nov. 23, 1996 | Alabama 24, Auburn 23 | Gene Stallings' final game as head coach |
| Nov. 20, 1999 | Alabama 28, Auburn 17 | Dennis Riddle scores game winner with six seconds left Shaun Alexander 100 rushing yards and 3 TDs in 4th qtr |

ALABAMA COACHES IN NOVEMBER

*Here is Alabama's all-time coaching records in the month of November.

NOVEMBER COACHING RECORDS

| Coach | Record (Pct.) |
|-------------------|----------------|
| Wallace Wade | 22-8 (.733) |
| Frank Thomas | 42-12-2 (.768) |
| Red Drew | 24-7-1 (.742) |
| J.B. Whitworth | 3-9-1 (.269) |
| Paul Bryant | 68-16 (.810) |
| Ray Perkins | 9-4-1 (.679) |
| Bill Curry | 5-4 (.556) |
| Gene Stallings | 18-4 (.818) |
| Mike DuBose | 5-8 (.385) |
| Dennis Franchione | 7-2 (.778) |
| Mike Shula | 2-8 (.200) |
| Nick Saban | 0-1 (.000) |

SABAN IN NOVEMBER

*Alabama coach Nick Saban is **26-12 (.684)** in his career in the month of November.

*Saban was **14-3 (.824)** during the month of November while the head coach at LSU from 2000-04.

ON THIS DATE

*Alabama is **11-1 (.917)** in games played on Nov. 10.

*The Crimson Tide firsts game on Nov. 10 was a 27-0 win over Kentucky at the Cramton Bowl in Montgomery in 1917.

*Alabama won its first 10 games played on this date before suffering its only loss to LSU in 1984.

*Alabama and Mississippi State have played once on Nov. 10, with the Tide posting a 24-17 win in Tuscaloosa. That was also the last time the Tide played a game on this date.

All-Time Games on November 10th

| Year | Result | Site |
|------|--------------------------------|-------------|
| 1917 | Alabama 27, Kentucky 0 | Lexington |
| 1922 | Alabama 47, LSU 3 | Tuscaloosa |
| 1923 | Alabama 16, Kentucky 8 | Tuscaloosa |
| 1928 | Alabama 14, Kentucky 0 | Montgomery |
| 1934 | Alabama 40, Clemson 0 | Tuscaloosa |
| 1951 | Alabama 40, Southern Miss 7 | Tuscaloosa |
| 1956 | Alabama 13, Tulane 7 | New Orleans |
| 1962 | Alabama 36, Miami 3 | Tuscaloosa |
| 1979 | Alabama 3, LSU 0 | Baton Rouge |
| 1984 | LSU 16, Alabama 14 | Birmingham |
| 1990 | Alabama 24, LSU 3 | Tuscaloosa |
| 2001 | Alabama 24, Mississippi St. 17 | Tuscaloosa |

SABAN ON THIS DATE

*Coach Saban is 1-1 in his career in games played on Nov. 10.

*He was 0-1 at Toledo as the Rockets suffered a 14-10 loss to Navy in 1990.

*Saban evened up his record on this date with a 30-14 win over Middle Tennessee while at LSU in 2001.

ALABAMA-MISSISSIPPI STATE SERIES

*Alabama holds a **72-16-3 (.817)** all-time lead over Mississippi State in a series that dates back to the 1896 season.

*The MSU series is the **longest running series** in the Alabama record book. The two border rivals will be meeting for the 90th time this weekend.

*Alabama has **more wins (72) over Mississippi State** than any other opponent on record.

*UA and MSU first met in 1896 with the Crimson Tide posting a 20-0 win in Tuscaloosa. In fact, the first six meetings were all shutouts, including five by Alabama.

*Mississippi State did not post its first win until an 11-0 victory in Columbus, Miss. during the 1903 season.

*The 2006 season will mark the **59th consecutive year these two teams have met** on the grid-iron, having played every year since 1948.

*For the most part, the series has been dominated by Alabama. The Crimson Tide recorded a **12-game unbeaten streak from 1919-34**, posting an 11-0-1 record during that span.

*The 1922 Alabama-Mississippi State game was the last game for Crimson Tide head coach Xen Scott. Alabama won the game, 59-0.

*Alabama recorded its **first ever SEC win** with an 18-0 victory over Mississippi State in Tuscaloosa on Oct. 14, 1933.

*Alabama followed that up with a **10-game unbeaten streak (9-0-1)** from 1942-53.

*The 1946 Alabama-Mississippi State game marked the final game for Frank Thomas as head coach at Alabama. UA won that game 24-7 on Nov. 30, 1946.

*Alabama's 13-12 win over Mississippi State on Oct. 27, 1956 **ended a school record 17-game losing streak for the Crimson Tide**. The win over MSU was Alabama's first win since beating Tennessee 27-0 in Knoxville on Oct. 16, 1954.

*The 1956 win over Mississippi State also **snapped a 20-game winless streak for Alabama**, which included 18 losses and two ties.

*The Crimson Tide's 21-10 win over Mississippi State in 1975 was the school's **750th all-time** football game.

ALABAMA-MISSISSIPPI STATE ALL-TIME RESULTS

| Date | Result | Site | Series Record |
|---------------|----------------------------------|-------------------|---------------|
| Nov. 14, 1896 | Alabama 20, Mississippi State 0 | Tuscaloosa | 1-0 |
| Nov. 16, 1901 | Alabama 45, Mississippi State 0 | Tuscaloosa | 2-0 |
| Nov. 8, 1902 | Alabama 27, Mississippi State 0 | Tuscaloosa | 3-0 |
| Oct. 16, 1903 | Mississippi State 11, Alabama 0 | Columbus, Miss. | 3-1 |
| Oct. 15, 1904 | Alabama 6, Mississippi State 0 | Columbus, Miss. | 4-1 |
| Oct. 14, 1905 | Alabama 34, Mississippi State 0 | Tuscaloosa | 5-1 |
| Nov. 3, 1906 | Alabama 16, Mississippi State | Starkville, Miss. | 6-1 |
| Oct. 21, 1911 | Alabama 6, Mississippi State 6 | Columbus, Miss. | 6-1-1 |
| Oct. 18, 1912 | Mississippi State 7, Alabama 0 | Aberdeen, Miss. | 6-2-1 |
| Nov. 27, 1913 | Mississippi State 7, Alabama 0 | Birmingham | 6-3-1 |
| Nov. 26, 1914 | Mississippi State 9, Alabama 0 | Birmingham | 6-4-1 |
| Nov. 27, 1919 | Alabama 14, Mississippi State 6 | Birmingham | 7-4-1 |
| Nov. 25, 1920 | Alabama 24, Mississippi State 7 | Birmingham | 9-4-1 |
| Nov. 21, 1921 | Alabama 7, Mississippi State 7 | Birmingham | 9-4-2 |
| Nov. 30, 1922 | Alabama 59, Mississippi State 0 | Birmingham | 10-4-2 |
| Oct. 31, 1925 | Alabama 6, Mississippi State 0 | Tuscaloosa | 11-4-2 |
| Oct. 9, 1926 | Alabama 26, Mississippi State 7 | Meridian, Miss. | 12-4-2 |
| Oct. 29, 1927 | Alabama 13, Mississippi State 7 | Tuscaloosa | 13-4-2 |
| Oct. 13, 1928 | Alabama 46, Mississippi State 0 | Starkville, Miss. | 14-4-2 |
| Oct. 10, 1931 | Alabama 53, Mississippi State 0 | Meridian, Miss. | 15-4-2 |
| Oct. 1, 1932 | Alabama 18, Mississippi State 0 | Tuscaloosa | 16-4-2 |
| Oct. 13, 1934 | Alabama 41, Mississippi State 0 | Tuscaloosa | 17-4-2 |
| Oct. 12, 1935 | Mississippi State 20, Alabama 7 | Tuscaloosa | 17-5-2 |
| Oct. 10, 1936 | Alabama 7, Mississippi State 0 | Tuscaloosa | 18-5-2 |
| Oct. 28, 1939 | Alabama 7, Mississippi State 0 | Tuscaloosa | 19-5-2 |
| Nov. 30, 1940 | Mississippi State 13, Alabama 0 | Tuscaloosa | 19-6-2 |
| Oct. 4, 1941 | Mississippi State 14, Alabama 0 | Tuscaloosa | 19-7-2 |
| Oct. 3, 1942 | Alabama 21, Mississippi State 6 | Tuscaloosa | 20-7-2 |
| Nov. 18, 1944 | Alabama 19, Mississippi State 0 | Tuscaloosa | 21-7-2 |
| Dec. 1, 1945 | Alabama 55, Mississippi State 13 | Meridian, Miss. | 22-7-2 |
| Nov. 30, 1946 | Alabama 24, Mississippi State 7 | Tuscaloosa | 23-7-2 |
| Oct. 23, 1948 | Alabama 10, Mississippi State 7 | Starkville, Miss. | 24-7-2 |
| Oct. 22, 1949 | Alabama 35, Mississippi State 6 | Tuscaloosa | 25-7-2 |
| Oct. 28, 1950 | Alabama 14, Mississippi State 7 | Tuscaloosa | 26-7-2 |
| Oct. 27, 1951 | Alabama 7, Mississippi State 0 | Starkville, Miss. | 27-7-2 |
| Oct. 25, 1952 | Alabama 42, Mississippi State 19 | Tuscaloosa | 28-7-2 |
| Oct. 24, 1953 | Alabama 7, Mississippi State 7 | Tuscaloosa | 28-7-3 |
| Oct. 23, 1954 | Mississippi State 12, Alabama 7 | Tuscaloosa | 28-8-3 |
| Oct. 22, 1955 | Mississippi State 26, Alabama 7 | Tuscaloosa | 28-9-3 |
| Oct. 27, 1956 | Alabama 13, Mississippi State 12 | Tuscaloosa | 29-9-3 |
| Oct. 26, 1957 | Mississippi State 25, Alabama 13 | Tuscaloosa | 29-10-3 |
| Oct. 25, 1958 | Alabama 9, Mississippi State 7 | Starkville, Miss. | 30-10-3 |
| Oct. 31, 1959 | Alabama 10, Mississippi State 0 | Tuscaloosa | 31-10-3 |
| Oct. 29, 1960 | Alabama 7, Mississippi State 0 | Starkville, Miss. | 32-10-3 |
| Nov. 4, 1961 | Alabama 24, Mississippi State 0 | Tuscaloosa | 33-10-3 |
| Nov. 3, 1962 | Alabama 20, Mississippi State 0 | Starkville, Miss. | 34-10-3 |
| Nov. 2, 1963 | Alabama 20, Mississippi State 19 | Tuscaloosa | 35-10-3 |
| Oct. 31, 1964 | Alabama 23, Mississippi State 16 | Jackson, Miss. | 36-10-3 |
| Oct. 30, 1965 | Alabama 10, Mississippi State 7 | Jackson, Miss. | 37-10-3 |
| Oct. 29, 1966 | Alabama 27, Mississippi State 14 | Tuscaloosa | 38-10-3 |
| Nov. 4, 1967 | Alabama 13, Mississippi State 0 | Tuscaloosa | 39-10-3 |
| Nov. 2, 1968 | Alabama 20, Mississippi State 13 | Tuscaloosa | 40-10-3 |
| Nov. 1, 1969 | Alabama 23, Mississippi State 19 | Jackson, Miss. | 41-10-3 |
| Oct. 31, 1970 | Alabama 35, Mississippi State 6 | Tuscaloosa | 42-10-3 |
| Oct. 30, 1971 | Alabama 41, Mississippi State 10 | Jackson, Miss. | 43-10-3 |
| Nov. 4, 1972 | Alabama 58, Mississippi State 14 | Tuscaloosa | 44-10-3 |
| Nov. 3, 1973 | Alabama 35, Mississippi State 0 | Jackson, Miss. | 45-10-3 |
| Nov. 2, 1974 | Alabama 35, Mississippi State 0 | Tuscaloosa | 46-10-3 |
| Nov. 1, 1975 | Alabama 21, Mississippi State 10 | Jackson, Miss. | 47-10-3 |
| Oct. 30, 1976 | Alabama 34, Mississippi State 17 | Tuscaloosa | 48-10-3 |
| Oct. 29, 1977 | Alabama 37, Mississippi State 7 | Jackson, Miss. | 49-10-3 |
| Nov. 4, 1978 | Alabama 35, Mississippi State 14 | Birmingham | 50-10-3 |
| Nov. 3, 1979 | Alabama 24, Mississippi State 7 | Tuscaloosa | 51-10-3 |

*From 1958-79, **Alabama posted a 22-game winning streak over Mississippi State.** The 22-game winning streak is the longest in series history.

*Mississippi State ended that streak with perhaps one of the **greatest wins in school history** when they upset No. 1 ranked Alabama, 6-3, on Nov. 1, 1980 at Mississippi Memorial Stadium in Jackson.

*MSU's 6-3 win also **snapped Alabama's school and SEC record 28-game winning streak.**

*Since that loss to Mississippi State, **Alabama has never been ranked No. 1 again at any time during the regular season.**

*The Crimson Tide rebounded from a three-point upset loss and won the next 15 games in the series from 1981-95.

*In fact, Mississippi State went a period of 19 quarters (1987-92) where they never had the lead in a game against Alabama.

*The Bulldogs held an 18-14 fourth quarter lead in 1987 at Legion Field before losing 21-18 and did not take the lead again until the third quarter in 1992.

*MSU ended a 15-game series losing streak with a 17-16 win over Alabama on Nov. 16, 1996 at Scott Field.

*The one-point win was Mississippi State's first-ever on-campus win over the Crimson Tide and first in the state of Mississippi since the upset win in 1980.

*Mississippi State followed up that victory with two more wins in 1997 and 1998, giving the Bulldogs three straight wins over Alabama.

*The **three-game winning streak from 1996-98 equaled the longest in series history by the Bulldogs.** Mississippi State also won three straight games from 1912-14.

*Since then, Alabama has won five of the last seven meetings.

*Mississippi State snapped a five-game series losing streak with a 24-16 win last year at Bryant-Denny Stadium.

*MSU's last win in Starkville came on Nov. 11, 2000. The Bulldogs won, 29-7.

ALABAMA-MISSISSIPPI STATE ALL-TIME RESULTS (Continued)

| Date | Result | Site | Series Record |
|---------------|----------------------------------|-------------------|---------------|
| Nov. 1, 1980 | Mississippi State 6, Alabama 3 | Jackson, Miss. | 51-11-3 |
| Oct. 31, 1981 | Alabama 13, Mississippi State 10 | Tuscaloosa | 52-11-3 |
| Oct. 30, 1982 | Alabama 20, Mississippi State 12 | Jackson, Miss. | 53-11-3 |
| Oct. 29, 1983 | Alabama 35, Mississippi State 18 | Tuscaloosa | 54-11-3 |
| Nov. 3, 1984 | Alabama 24, Mississippi State 20 | Jackson, Miss. | 55-11-3 |
| Nov. 2, 1985 | Alabama 44, Mississippi State 28 | Tuscaloosa | 56-11-3 |
| Nov. 1, 1986 | Alabama 38, Mississippi State 6 | Starkville, Miss. | 57-11-3 |
| Oct. 31, 1987 | Alabama 21, Mississippi State 18 | Birmingham | 58-11-3 |
| Oct. 29, 1988 | Alabama 53, Mississippi State 24 | Starkville, Miss. | 59-11-3 |
| Nov. 4, 1989 | Alabama 23, Mississippi State 10 | Birmingham | 60-11-3 |
| Nov. 3, 1990 | Alabama 22, Mississippi State 0 | Starkville, Miss. | 61-11-3 |
| Nov. 2, 1991 | Alabama 13, Mississippi State 7 | Tuscaloosa | 62-11-3 |
| Nov. 14, 1992 | Alabama 30, Mississippi State 21 | Starkville | 63-11-3 |
| Nov. 13, 1993 | Alabama 36, Mississippi State 25 | Tuscaloosa | 64-11-3 |
| Nov. 12, 1994 | Alabama 29, Mississippi State 25 | Starkville, Miss | 65-11-3 |
| Nov. 11, 1995 | Alabama 14, Mississippi State 9 | Tuscaloosa | 66-11-3 |
| Nov. 16, 1996 | Mississippi State 17, Alabama 16 | Starkville, Miss. | 66-12-3 |
| Nov. 15, 1997 | Mississippi State 32, Alabama 20 | Tuscaloosa | 66-13-3 |
| Nov. 14, 1998 | Mississippi State 26, Alabama 14 | Starkville, Miss. | 66-14-3 |
| Nov. 13, 1999 | Alabama 19, Mississippi State 7 | Tuscaloosa | 67-14-3 |
| Nov. 11, 2000 | Mississippi State 26, Alabama 7 | Starkville, Miss. | 67-15-3 |
| Nov. 17, 2001 | Alabama 24, Mississippi State 17 | Tuscaloosa | 68-15-3 |
| Nov. 9, 2002 | Alabama 28, Mississippi State 14 | Tuscaloosa | 69-15-3 |
| Nov. 6, 2003 | Alabama 38, Mississippi State 0 | Starkville, Miss. | 70-15-3 |
| Nov. 6, 2004 | Alabama 30, Mississippi State 14 | Tuscaloosa | 71-15-3 |
| Nov. 5, 2005 | Alabama 17, Mississippi State 0 | Starkville, Miss. | 72-15-3 |
| Nov. 4, 2006 | Mississippi State 24, Alabama 16 | Tuscaloosa | 72-16-3 |

STATE SERIES IS LONGEST IN UA BOOKS

*Alabama has **played more games against Mississippi State** than any other opponent.

*The two border rivals will be **meeting for the 91st time** on the gridiron this Saturday.

*Mississippi State (91), Tennessee and Vanderbilt (80) are the only three opponents the Crimson Tide has played 80 or more times.

MOST GAMES VS. OPPONENT (All-Time)

| Opponent | Games | 1st Meeting |
|--------------------|-----------|-------------|
| Miss. State | 92 | 1896 |
| Tennessee | 90 | 1901 |
| Vanderbilt | 81 | 1903 |
| LSU | 69 | 1895 |
| Auburn | 68 | 1892 |

*In addition, the Mississippi State game is the fifth oldest series in the UA record books as the two teams first met in 1896.

ALABAMA'S OLDEST FOOTBALL SERIES

| Rank | Opponent | First Meeting |
|-----------|--------------------|---------------|
| 1. | Auburn | 1893 |
| 2. | Ole Miss | 1894 |
| 3. | Georgia | 1895 |
| | LSU | 1895 |
| 5. | Miss. State | 1896 |
| 6. | Tennessee | 1901 |

*The Mississippi State and Auburn series are tied for the second-longest running series in the UA record books. Alabama and MSU have met every year since 1948.

*The Tennessee game is the longest current running series in the UA record books. Tennessee and Alabama **met for the 77th consecutive year** (neither team fielded a squad in 1943) earlier this season in Tuscaloosa.

LONGEST CONSECUTIVE GAME STREAKS

| Opponent | Streak | Series Began |
|-------------|--------|--------------|
| Tennessee | 78 | 1928 |
| Miss. State | 59 | 1948 |
| Auburn | 56 | 1948 |
| Vanderbilt | 51 | 1953 |

UA-MSU HAVE PLAYED AT EIGHT SITES

The Alabama-Mississippi State series has been hosted at **eight different sites**, with the majority of the games taking place in Tuscaloosa.

*Three of the last five meetings between the two schools have been here in Tuscaloosa.

*The 2001 and 2002 games in Tuscaloosa marked the first time since 1978-79 that MSU traveled to the state of Alabama in consecutive years to play the Crimson Tide. The two teams played in Birmingham (1978) and Tuscaloosa (1979).

*The 2001 and 2002 games also marked the first time since the 1950s that Alabama and MSU played in Tuscaloosa in consecutive seasons. The Crimson Tide hosted the Bulldogs six straight years in Tuscaloosa from 1952-57.

*In games played in the state of Alabama, the Crimson Tide holds a **44-10-2 (.804)** series lead.

*In games played in the state of Mississippi, the Crimson Tide holds a **27-6-1 (.809)** series lead.

*Here is a look at the series record at various sites.

| Site | Series Record |
|------------|--------------------|
| Tuscaloosa | UA leads, 37-8-1 |
| Birmingham | UA leads, 6-2-1 |
| Montgomery | UA leads, 1-0 |
| Starkville | UA leads, 14-3 |
| Jackson | UA leads, 9-1 |
| Columbus | Series Tied, 1-1-1 |
| Aberdeen | MSU leads, 1-0 |
| Meridian | UA leads 3-0 |

THE STATS

*Here is the statistical comparison between Alabama and Mississippi State.

ALABAMA-MSU STATS

| Category | Alabama | MSU |
|--------------------|-----------|-----------|
| Record | 6-3 | 5-4 |
| Conference Record | 4-2 | 2-3 |
| Points Scored | 286 | 204 |
| Average | 31.8 | 22.7 |
| Points Allowed | 207 | 227 |
| Average | 23.0 | 25.2 |
| Rushing Yards | 153.3 | 149.8 |
| Passing Yards | 242.6 | 147.4 |
| Total Offense | 395.9 | 297.2 |
| Rushing Defense | 126.4 | 149.4 |
| Passing Defense | 241.9 | 191.9 |
| Total Defense | 368.3 | 341.3 |
| Turnovers | 11 | 19 |
| Fumbles | 5 | 8 |
| Interceptions | 6 | 11 |
| Penalties/Yards | 46-373 | 52-449 |
| Penalties Per Game | 5.1 | 5.8 |
| Average Yards | 41.4 | 49.9 |
| Punting (No-Yds) | 48-1788 | 50-1969 |
| Punting Avg | 37.2 | 39.4 |
| Net Punting | 33.4 | 33.3 |
| Time of Possession | 30:06 | 31:07 |
| Third Down Conv. | 55/142 | 55/134 |
| Percentage | 39% | 41% |
| Fourth Down Conv. | 4/8 | 3/10 |
| Percentage | 50% | 30% |
| Sacks By | 17 (-115) | 14 (-83) |
| Sacks Allowed | 21 (-125) | 14 (-115) |

RUSHING LEADERS

Att-Yards-TD

| | |
|-----------------------|------------|
| Terry Grant (UA) | 140-720-7 |
| Glen Coffee (UA) | 90-413-4 |
| Roy Upchurch (UA) | 28-161-1 |
| Anthony Dixon (MSU) | 209-830-12 |
| Christian Ducre (MSU) | 82-398-3 |
| Justin Williams (MSU) | 21-96-0 |

PASSING LEADERS

Comp-Att-Yards-INT-TD

| | |
|-------------------------|--------------------|
| John Parker Wilson (UA) | 187-339-2,110-6-14 |
| Greg McElroy (UA) | 8-9-73-0-1 |
| Wesley Carroll (MSU) | 75-137-702-0-4 |
| Michael Henig (MSU) | 34-70-385-9-1 |
| Josh Riddell (MSU) | 18-37-240-2-2 |

RECEIVING LEADERS

Rec-Yards-TD

| | |
|---------------------|----------|
| DJ Hall (UA) | 52-840-6 |
| Matt Caddell (UA) | 30-312-1 |
| Mike McCoy (UA) | 24-172-1 |
| Terry Grant (UA) | 21-152-1 |
| Nick Walker (UA) | 16-144-2 |
| Tony Burks (MSU) | 24-330-2 |
| Jamyl Smith (MSU) | 17-228-1 |
| Aubrey Bell (MSU) | 10-160-1 |
| Jason Husband (MSU) | 10-115-1 |
| Lance Long (MSU) | 10-70-0 |

PUNTING

No-Yards-Avg-Blk

| | |
|----------------------|-----------------|
| P.J. Fitzgerald (UA) | 47-1,788-38.0-1 |
| Blake McAdams (MSU) | 48-1939-40.4-1 |
| Adam Carlson (MSU) | 1-30-30.0-0 |

PUNT RETURNS

No.-Yards-Avg-TD

| | |
|--------------------|---------------|
| Javier Arenas (UA) | 19-326-17.2-1 |
| Jonathan Lowe (UA) | 1-23-23.0-0 |
| Derek Pegues (MSU) | 17-106-6.2-0 |

KICKOFF RETURNS

No.-Yards-Avg-TD

| | |
|-----------------------|---------------|
| Javier Arenas (UA) | 23-547-23.8-0 |
| Jonathan Lowe (UA) | 9-158-17.6-0 |
| Matt Caddell (UA) | 2-27-13.5-0 |
| Derek Pegues (MSU) | 13-302-23.2-0 |
| Justin Williams (MSU) | 7-118-16.9-0 |

LEADING TACKLERS

Solo-Ast-Total

| | |
|-----------------------|----------|
| Rashad Johnson (UA) | 38-36-64 |
| Rolando McClain (UA) | 25-29-54 |
| Wallace Gilberry (UA) | 33-20-53 |
| Kareem Jackson (UA) | 33-14-47 |
| Simeon Castille (UA) | 30-16-46 |
| Dominic Douglas (MSU) | 30-27-57 |
| Gabe O'Neal (MSU) | 35-19-54 |
| Jamar Chaney (MSU) | 26-28-54 |
| Jamon Hughes (MSU) | 23-25-48 |
| Anthony Johnson (MSU) | 25-20-45 |

SACKS LEADERS

No-Yards

| | |
|-------------------------|---------|
| Wallace Gilberry (UA) | 7 (-32) |
| Ezekial Knight (UA) | 2 (-22) |
| Brandon Deaderick (UA) | 2 (-18) |
| Lorenzo Washington (UA) | 2 (-17) |
| Titus Brown (MSU) | 7 (-38) |
| Jimmie Holmes (MSU) | 2 (-10) |
| Avery Hanibal (MSU) | 2 (-6) |

TFL LEADERS

No-Yards

| | |
|-----------------------|-----------|
| Wallace Gilberry (UA) | 15 (-53) |
| Ezekial Knight (UA) | 6.5 (-34) |
| Rolando McClain (UA) | 4.5 (-16) |
| Titus Brown (MSU) | 11 (-56) |
| Avery Hanibal (MSU) | 6 (-11) |
| Dominic Douglas (MSU) | 5 (-19) |

INTERCEPTION LEADERS

No.-Yards-TD

| | |
|-----------------------|--------|
| Rashad Johnson (UA) | 5-56-0 |
| Kareem Jackson (UA) | 3-80-0 |
| De'Mon Glanton (MSU) | 2-60-1 |
| Anthony Johnson (MSU) | 2-38-1 |
| Derek Pegues (MSU) | 2-35-1 |

PBU LEADERS

Total

| | |
|----------------------|---|
| Simeon Castille (UA) | 8 |
| Rashad Johnson (UA) | 4 |
| Kareem Jackson (UA) | 4 |
| Derek Pegues (MSU) | 7 |
| De'Mon Glanton (MSU) | 6 |

ALABAMA BULLDOGS

*The Alabama roster contains six players from the state of Mississippi.

MISSISSIPPI NATIVES ON UA ROSTER

| Player, Pos. | Hometown |
|---------------------|-------------|
| Terry Grant, RB | Lumberton |
| Jeramie Griffin, FB | Batesville |
| Jimmy Johns, RB | Brookhaven |
| Mike McCoy, WR | Brandon |
| Milton Talbert, DL | Hattiesburg |
| Justin Woodall, DB | Oxford |

MISSISSIPPI STATE TIDERS

*The Mississippi State roster contains 18 players from the state of Alabama.

MISSISSIPPI NATIVES ON BAMA ROSTER

| Player, Pos. | Hometown |
|----------------------|-------------|
| Aubrey Bell, WR | Prichard |
| Titus Brown, DE | Tuscaloosa |
| Johnny Carpenter, OL | Citronelle |
| Devon Edwards, LB | Coffeeville |
| Aaron Feld, SN | Homewood |
| Robert Gurley, DB | Enterprise |
| Michael Henig, QB | Montgomery |
| Keon Humphries, DB | Montgomery |
| Terrell Johnson, LB | Cullomburg |
| D.J. Looney, OL | Birmingham |
| Ryan Mason, WR | Mobile |
| Mark Melichar, OL | Birmingham |
| Chris Nance, DB | Tuscumbia |
| Rodery Prince, DL | Birmingham |
| Chris Relf, QB | Montgomery |
| Zach Smith, DB | Altoona |
| Major Sosebee, WR | Warrior |
| Arnil Stallworth, RB | Daphne |

ALABAMA-MSU NOTEBOOK

*Mississippi State head coach **Sylvester Croom** is a graduate of the University of Alabama and former standout offensive lineman under legendary coach Paul "Bear" Bryant.

*Croom was a player and assistant coach for the Crimson Tide. He earned the Jacobs Trophy, presented annually to the top blocker in the SEC.

*Croom was a two-year starter for the Crimson Tide and played on teams that were a combined 32-4 (.889). Alabama won the SEC Championship all three of his playing years and won the UPI National Championship in 1973. The Crimson Tide played in the Cotton, Sugar and Orange bowls during his playing days.

*At the age of 20, Croom earned his bachelor's degree in history, with a minor in biology in 1975. He earned his master's degree in educational administration in 1977.

ALABAMA FOOTBALL CAREER STATS (vs. Mississippi State)

| Player (GP) | Rushing | Passing | Receiving | Other |
|------------------------|----------|---------------|-----------|--------------------------------|
| Javier Arenas (1) | 0-0-0 | 0-0-0 | 0-0-0 | 3 KOR (42 yds) 4 PR (3 yds) |
| Keith Brown (3) | 1-(-2)-0 | 0-0-0 | 6-116-0 | 0-0-0 |
| Jamie Christensen (3) | 0-0-0 | 0-0-0 | 0-0-0 | 4-5 FG (15 pts) |
| Glen Coffee (1) | 5-16-0 | 0-0-0 | 0-0-0 | 0-0-0 |
| DJ Hall (2) | 2-11-0 | 0-0-0 | 15-172-0 | 0-0-0 |
| Jimmy Johns (2) | 13-66-0 | 0-0-0 | 0-0-0 | 0-0-0 |
| Travis McCall (2) | 0-0-0 | 0-0-0 | 2-11-0 | 0-0-0 |
| Will Oakley (1) | 0-0-0 | 0-0-0 | 1-11-0 | 0-0-0 |
| Nikita Stover (1) | 0-0-0 | 0-0-0 | 1-7-0 | 0-0-0 |
| John Parker Wilson (1) | 7-16-0 | 19-39-2-187-0 | 0-0-0 | 0-0-0 |

| Player (GP) | Tackles | TFLs | Sacks | Other |
|-----------------------|---------|-----------|-----------|----------------------|
| Marcus Carter (3) | 0-3-3 | 0 | 0 | None |
| Simeon Castille (2) | 5-3-8 | 1 (-5) | 1 (-5) | 3 PBU, Int, Blk Punt |
| Matt Collins (3) | 0-1-1 | 0 | 0 | None |
| Brandon Deaderick (1) | 0-1-1 | 0 | 0 | None |
| P.J. Fitzgerald (1) | 0-0-0 | 0 | 0 | 6 punts, 35 avg |
| Wallace Gilberry (3) | 8-3-11 | 4.5 (-27) | 3.5 (-26) | 1 PBU, 1 FR, 1 FC |
| Eric Gray (3) | 1-1-2 | 0 | 0 | None |
| Bobby Greenwood (2) | 3-2-5 | 2 (-12) | 1 (-8) | None |
| Prince Hall (1) | 7-6-13 | 1 (-2) | 0 | None |
| Rashad Johnson (2) | 0-1-1 | 0 | 0 | None |
| Darren Mustin (1) | 0-1-1 | 0 | 0 | None |
| Chris Rogers (1) | 0-1-1 | 0 | 0 | None |
| Marcel Stamps (3) | 1-0-1 | 0 | 0 | None |
| Demarcus Waldrop (3) | 0-2-2 | 0 | 0 | None |

ALABAMA-MISSISSIPPI STATE PLAYER NOTEBOOK

*Senior defensive back **Simeon Castille (Birmingham)** was named the **SEC Defensive Player of the Week** following the Crimson Tide's 17-0 win over Mississippi State in Starkville in 2005. He recorded three tackles, three pass breakups, one interception and blocked one punt in the win. His interception came in the third quarter and stopped a Bulldog drive at the MSU 46-yard line. On Mississippi State's next possession, Castille blocked a punt that gave Alabama possession at the MSU 24-yard line. Alabama's defensive unit held Mississippi State to 103 total yards on 55 plays, an average of 1.87 yards per play in 2005.

*Senior defensive end **Wallace Gilberry (Bay Minette)** has 11 tackles, including 3 1/2 sacks and 4 1/2 TFLs in his career against Mississippi State. He has had at least one TFL in all three career games, including 2 1/2 sacks (-17 yards) as a freshman in 2004. He had a nine-yard sack in last year's loss in Tuscaloosa.

*Senior wide receiver **DJ Hall (Ft. Walton Beach, Fla.)** has 15 career catches for 172 yards in his career against MSU. He averages 11.5 yards per catch and 57.3 yards per game. He had 10 catches for 125 yards in last year's game in Tuscaloosa.

*Sophomore linebacker **Prince Hall (Riverside, Calif.)** had a career-high 13 tackles in last year's loss to MSU in Tuscaloosa.

ALABAMA SINGLE-GAME RECORDS VS. MISSISSIPPI STATE

| Category | Record Holder (Year) |
|-----------------------|------------------------------|
| Passing Yards: | 325 by Jay Barker (1994) |
| Completions: | 26 by Jay Barker (1994) |
| Rushing Yards: | 284 by Bobby Humphrey (1986) |
| Rushing Attempts: | 38 by Dennis Riddle (1995) |
| Rushing TD: | 4 by David Casteal (1988) |
| Most Receiving Yards: | 171 by David Palmer (1993) |

*Alabama Chancellor **Dr. Malcom Portera** is the former President at Mississippi State University. Portera was named MSU's 16th president on Jan. 1, 1999 and remained in that position until accepting the post as UA's Chancellor during the summer of 2002.

*Prior to his tenure at Mississippi State, Portera spent more than two decades of his administrative life at the University of Alabama, where he worked in Alabama's offices of academic affairs and research and served as executive assistant to two presidents before being named vice president.

*Following his tenure at the University of Alabama, Portera served as Vice Chancellor of the UA system, representing the interests of three campuses in Tuscaloosa, Huntsville and Birmingham.

*Portera also earned his Ph.D. in political science from the Capstone.

*The Mississippi State coaching staff is comprised of eight former Alabama players and/or assistant coaches.

*MSU running backs coach and recruiting coordinator **Rockey Felker** served as the receivers coach (1983-84) and offensive backfield coach (1985) at Alabama under Ray Perkins.

***Charlie Harbison** is in his first season as MSU's safeties coach. Harbison had two stints at Alabama under Mike DuBose (1998-2000) and Mike Shula (2003-06). Harbison served as the defensive backs coach under DuBose and was the receivers coach under Shula during his seven years in Tuscaloosa.

*Mississippi State defensive coordinator **Ellis Johnson** served two stints with the Crimson Tide under Gene Stallings and Mike DuBose.

*Under Stallings (1990-93), Johnson was the outside linebackers coach helping the Crimson Tide to a 41-9 (.840) overall record and the 1992 National Championship.

*After three years at Clemson, Johnson returned to Alabama under DuBose and served as defensive coordinator (1997-2000) before becoming the head coach at The Citadel. As defensive coordinator, Johnson helped Alabama to the 1999 SEC Championship.

Alabama 17, Mississippi State 0 (Nov. 5, 2005) (Scott Field - Starkville)

STARKVILLE - The Alabama offense struggled to put points on the board in Starkville, but the Crimson Tide defense and special teams insured a 9-0 start. The Bama offense was able to move the ball, compiling almost 300 yards of offense, but were unable to put the ball in the end zone. It wasn't until the third quarter that the Tide broke open a close, low-scoring game.

The Alabama offense put together two good drives in the first quarter but both ended in turnovers ending both scoring threats. The Crimson Tide was finally able to get on the board mid-way through the second quarter.

Alabama took over at its own 10 and moved 70 yards in 12 plays. The drive stalled at the State 20, Jamie Christensen hit a 38-yard field goal and Alabama led, 3-0. Later in the same quarter the Bama offense moved deep inside Bulldog territory, but on 4th and 1, Croyle fumbled again. The Tide took a 3-0 lead into the locker room after dominating every aspect of the game.

Alabama broke open the close game on the second-half kickoff when Jimmy Johns hit State returner Derek Pegues who fumbled the ball. Matt Miller scooped it up and returned it 15 yards for a Tide touchdown. After the Christensen extra point, Alabama led 10-0. On the next Bulldog possession, quarterback Mike Henig flipped the ball while being tackled and Bama defensive tackle Rudy Griffin snagged it and returned it 17 yards for another touchdown.

Without running an offensive play in the second half, the Tide had put up 14 points. The Alabama defense continued to dominate as Simeon Castille had an interception in the third quarter and Juwan Simpson picked off a pass in the fourth quarter. The Tide defense held the Bulldogs' leading rusher, Jerious Norwood, to 39 yards on 18 carries.

Bulldog quarterback Mike Henig, making his first career start, had a tough afternoon, completing just 9-of-28 passes for 78 yards. Linebacker Freddie Roach recorded eight tackles to lead the Bama defense in that department. Kenneth Darby led the Crimson Tide ground attack with 21 carries for 122 yards. The win moved the Tide to 9-0 overall and 6-0 in the Southeastern Conference.

Scoring Summary:

Second Quarter

UA 3, MSU 0 (8:31) - Jamie Christensen 38-yard field goal (12 plays, 70 yards, 5:06 elapsed)

Third Quarter

UA 10, MSU 0 (14:53) - Matt Miller 15-yard fumble return (Christensen kick)

UA 17, MSU 0 (12:46) - Rudy Griffin 17-yard interception return (Christensen kick)

| | UA | MSU |
|----------------------------|---------|---------|
| FIRST DOWNS | 19 | 8 |
| RUSHES-YARDS (NET) | 47-182 | 25-26 |
| PASSING YDS (NET) | 116 | 77 |
| Passes Att-Comp-Int. | 22-14-2 | 30-10-3 |
| TOTAL OFFENSE PLAYS-YARDS | 69-298 | 55-103 |
| Fumble Returns-Yards | 1-15 | 1-44 |
| Punt Returns-Yards | 4-17 | 0-0 |
| Kickoff Returns-Yards | 1-17 | 2-32 |
| Interception Returns-Yards | 3-17 | 2-11 |
| Punts (Number-Avg) | 5-37.4 | 7-43.7 |
| Fumbles-Lost | 2-1 | 1-1 |
| Penalties-Yards | 7-66 | 7-81 |
| Possession Time | 36:01 | 23:52 |
| Third-Down Conversions | 4-15 | 4-14 |
| Fourth-Down Conversions | 0-1 | 0-2 |
| Red-Zone Scores-Chances | 1-4 | 0-1 |
| Sacks By: Number-Yards | 2-18 | 3-13 |

RUSHING: Alabama-Kenneth Darby 21-122; Jimmy Johns 12-65; Glen Coffee 5-16; Le'Ron McClain 1-1; TEAM 1-minus 2; Brodie Croyle 7-minus 20. Mississippi State-Jerious Norwood 18-39; B Thornton 2-4; Omarr Conner 3-1; Michael Henig 2-minus 18.

PASSING: Alabama-Brodie Croyle 14-22-2-116. Mississippi State-Michael Henig 9-28-3-78; Omarr Conner 1-2-0-minus 1.

RECEIVING: Alabama-DJ Hall 4-34; Kenneth Darby 4-9; Keith Brown 3-65; Ezekial Knight 1-4; Le'Ron McClain 1-2; Travis McCall 1-2. Mississippi State-Aubrey Bell 2-25; Bryson Davis 2-15; Jerious Norwood 2-6; Jason Husband 1-21; Keon Humphries 1-7; Brandon Hart 1-4; Tee Milons 1-minus 1.

INTERCEPTIONS: Alabama-Rudy Griffin 1-17; Simeon Castille 1-0; Juwan Simpson 1-0. Mississippi State-Jeremie Johnson 1-11; Kevin Dockery 1-0.

FUMBLES: Alabama-Brodie Croyle 2-1. Mississippi State-Derek Pegues 1-1.

SACKS (UA-A): Alabama-Mark Anderson 1-0; Bobby Greenwood 1-0. Mississippi State-Willie Evans 2-0; Antonio Johnson 1-0.

TACKLES (UA-A): Alabama-Freddie Roach 7-1; Juwan Simpson 4-2; Anthony Madison 3-1; DeMeco Ryans 2-0; W. Gilberry 2-0; Bobby Greenwood 2-0; Charlie Pehrah 2-0; Simeon Castille 2-0; Mark Anderson 2-0; Roman Harper 1-1; Justin Britt 1-1; Marcel Stamps 1-0; Ramzee Robinson 1-0; J.P. Adams 1-0; Kyle Tatum 1-0; Kenneth Darby 1-0; Jimmy Johns 1-0. Mississippi State-Titus Brown 5-2; Kevin Dockery 5-2; Willie Evans 6-0; Q Culberson 5-1; C McDougal 5-0; David Heard 5-0; A Littlejohn 3-1; Gabe O'Neal 3-0; Casey Rogers 3-0; Demario Bobo 2-1; D Robinson 2-1; Carlton Rice 2-0; Michael Heard 2-0; Andrew Powell 2-0; Jeremie Johnson 2-0; Antonio Johnson 2-0; Derek Pegues 2-0; Jamaal Johnson 1-0; De'Mon Glanton 1-0; Team 1-0.

*MSU assistant head coach and offensive coordinator **Woody McCorvey** spent seven years as an Alabama assistant under Stallings (1990-96) and DuBose (1997).

*From 1990-96, McCorvey served as receivers coach and then offensive coordinator under Stallings, leading Alabama to a 70-16-1 (.810) record, including the first 13-0 season in school history and 1992 national championship.

*As offensive coordinator in 1996, McCorvey led Alabama to a 10-3 record with junior QB Freddie Kitchens, including a win over Michigan in the 1997 Outback Bowl.

*The 1996 Alabama team passed for 2,192 yards, the fifth best total in school history.

*Cornerbacks coach **Melvin Smith** was the safeties coach at Alabama under Dennis Franchione in 2002. The Crimson Tide posted a 10-3 record that season.

*MSU defensive line coach **David Turner** spent last season at Alabama under Mike Shula as the Tide's defensive line coach.

*MSU strength and conditioning coach **Ben Pollard** held the same position at Alabama under Dennis Franchione and Mike Shula from 2001-03.

Mississippi State 24, Alabama 16 (Nov. 4, 2006) (Bryant-Denny Stadium Tuscaloosa)

TUSCALOOSA, Ala. - The Alabama defense didn't allow a point in the second half to Mississippi State, but the Crimson Tide couldn't overcome a 24-10 halftime deficit, falling to the Bulldogs 24-16 at Bryant-Denny Stadium.

Alabama turned the ball over twice on the day, leading to seven Mississippi State points. With 11:30 remaining in the first half and the Bulldogs up 10-3, Tide senior Jeffrey Dukes stepped in front of a Michael Henig pass for his third interception of the year and returned it 24 yards for the score. The score, the first of Dukes' career, was the Tide's only touchdown of the day.

Mississippi State answered with a seven-play, 78-yard drive that ended with a 13-yard touchdown pass from Henig to Jawayel Smith to give the Bulldogs the 17-10 lead with 8:04 left in the first half. Culberson's interception return came with less than three minutes remaining in the half, and after the Tide offense stalled at the Bulldog 1-yard line as time expired. Alabama trailed by two scores at the break.

The Alabama defense stifled the Mississippi State offense in the third quarter, holding the Bulldogs to minus-22 yards in the quarter and allowing only 56 total yards in the second half. After the Bulldogs took over possession at the Alabama 35 after an interception three minutes into the second half, Tide junior Wallace Gilberry forced a Henig fumble, which was recovered by freshman Zach Schreiber. Nine plays later, Christensen booted a 26-yard field goal to pull the Tide to within 24-13. Alabama added another Christensen field goal, a 31-yarder, with 1:47 left in the third to make the score 24-16.

Wilson was 19-of-39 for 187 yards with two interceptions on the day. Junior DJ Hall eclipsed the 100-yard receiving mark for the ninth time in his career and sixth time this season by reeling in 10 catches for 125 yards. The Tide was led on the ground by senior Ken Darby, who carried the ball 13 times for 54 yards. Scoring Summary:

1st Quarter

UA 3, MSU 0 (9:52) - Jamie Christensen 19-yard field goal (12 plays, 58 yards, 5:08 elapsed).

MSU 7, UA 3 (6:34) - Tony Burks 25-yard pass from Michael Henig (Adam Carlson kick) (9 plays, 70 yards, 3:18 elapsed).

2nd Quarter

MSU 10, UA 3 (14:14) - Carlson 39 yd field goal (8 plays, 48 yards, 3:04 elapsed)

MSU 10, UA 10 (11:30) - Jeffrey Dukes 24-yard interception return (Christensen kick)

MSU 17, UA 10 (8:04) - Jamayel Smith 13-yard pass from Michael Henig (Carlson kick) (7 plays, 78 yards, 3:26 elapsed)

MSU 24, UA 10 (2:51) - Quinton Culberson 51-yard interception return (Carlson kick)

3rd Quarter

MSU 24, UA 13 (7:17) - Christensen 26-yard field goal (9 plays, 47 yards, 3:37 elapsed)

MSU 24, UA 16 (1:47) - Christensen 31-yard field goal (6 plays, 19 yards, 3:09 elapsed)

| | MSU | UA |
|----------------------------|------------|-----------|
| FIRST DOWNS | 13 | 17 |
| RUSHES-YARDS (NET) | 38-131 | 26-101 |
| PASSING YDS (NET) | 143 | 187 |
| Passes Att-Comp-Int | 23-9-1 | 39-19-2 |
| TOTAL OFFENSE PLAYS-YARDS | 61-274 | 65-288 |
| Fumble Returns-Yards | 0-0 | 0-0 |
| Punt Returns-Yards | 2-24 | 4-3 |
| Kickoff Returns-Yards | 5-85 | 5-71 |
| Interception Returns-Yards | 2-67 | 1-24 |
| Punts (Number-Avg) | 5-35.6 | 6-35.0 |
| Fumbles-Lost | 1-1 | 0-0 |
| Penalties-Yards | 5-58 | 6-45 |
| Possession Time | 30:37 | 29:23 |
| Third-Down Conversions | 7-16 | 4-14 |
| Fourth-Down Conversions | 0-0 | 0-0 |
| Red-Zone Scores-Chances | 2-3 | 3-4 |
| Sacks By: Number-Yards | 1-10 | 2-14 |

RUSHING: Mississippi State-Anthony Dixon 25-121; Justin Williams 8-27; Team 2-minus 4; Michael Henig 3-minus 13. Alabama-Kenneth Darby 13-54; John Parker Wilson 7-16; Le'Ron McClain 1-15; Tim Castille 2-10; DJ Hall 1-7; Jimmy Johns 1-1; Keith Brown 1-minus 2.

PASSING: Mississippi State-Michael Henig 9-23-1-143. Alabama-John Parker Wilson 19-39-2-187.

RECEIVING: Mississippi State-Jamayel Smith 2-54; Tony Burks 2-31; Eric Butler 2-30; Aubrey Bell 2-16; Lance Long 1-12. Alabama-DJ Hall 10-125; Tim Castille 4-16; Le'Ron McClain 1-19; Will Oakley 1-11; Travis McCall 1-9; Nikita Stover 1-7; Kenneth Darby 1-0.

INTERCEPTIONS: Mississippi State- Quinton Culberson 1-51; David Heard 1-16. Alabama-Jeffrey Dukes 1-24.

FUMBLES: Mississippi State-Michael Henig 1-1. Alabama-None.

2007 ALABAMA ROSTER BREAKDOWN

*Here is a breakdown by class of the 2007 Alabama football roster.

2007 Alabama Roster By Class

| Class | Total |
|-------------------|-------|
| Seniors | 18 |
| Juniors | 22 |
| Sophomores | 35 |
| Redshirt Freshmen | 19 |
| Freshmen | 32 |

2007 ALABAMA ROSTER NOTES

*Alabama has **126 players total**, including walk-ons, on its 2007 football roster.

*Coach Saban announced at his preseason press conference (Aug. 2, 2007) that **four players have been placed on medical scholarship** for the 2007 season.

*The list includes senior wide receiver **Tyrone Prothro** (Heflin, Ala.), junior wide receiver **Aaron McDainel** (Ft. Payne, Ala.), sophomore defensive lineman **Byron Walton** (Autaugaville, Ala.) and redshirt freshman running back **Jake Jones** (Mountain Brook, Ala.).

*Of the 126 players on the 2007 UA football roster, there were **68 players (54 percent) that had never played in a game** at Alabama prior to the season opener. The list included 32 true freshmen, 19 redshirt freshmen and 17 upperclassmen.

*There are 36 players on the 2007 roster that have seen action in all seven games.

*There are 12 players on the 2007 roster that have started all eight games.

UA PLAYERS TO START ALL 8 GAMES

| Player | Position |
|--------------------|----------|
| Marcus Carter | SS |
| Simeon Castille | LCB |
| P.J. Fitzgerald | P |
| Wallace Gilberry | DE |
| DJ Hall | WR |
| Mike Johnson | RT |
| Rashad Johnson | FS |
| Andre Smith | LT |
| Leigh Tiffin | PK |
| Nick Walker | TE |
| Lorenzo Washington | NG |
| John Parker Wilson | QB |

*Alabama has 20 players with significant playing streaks heading into the Saturday's game against Mississippi State.

*Seniors Matt Caddell, Wallace Gilberry and Demarcus Waldrop head the list with 46 consecutive games played.

2007 ALABAMA FOOTBALL PARTICIPATION CHART

| | Career G-GS | 2007 G-GS | 2006 G-GS | 2005 G-GS | 2004 G-GS | Cons. Games | Cons. Starts |
|----------------------|----------------|--------------|--------------|--------------|--------------|----------------|-----------------|
| Earl Alexander | 8-0 | 8-0 | RS | --- | --- | 8 | 0 |
| Eryk Anders | 17-0 | 7-0 | 8-0 | RS | --- | 3 | 0 |
| Javier Arenas | 22-1 | 9-1 | 13-0 | --- | --- | 22 | 1 |
| Justin Britt | 43-25 | 8-8 | 13-13 | 10-3 | 11-0 | 2 | 2 |
| Keith Brown | 40-19 | 8-0 | 11-8 | 11-10 | 10-2 | 8 | 0 |
| Sam Burnthall | 12-0 | 1-0 | 11-0 | --- | --- | 0 | 0 |
| Matt Caddell | 47-16 | 9-3 | 13-1 | 12-2 | 12-9 | 46 | 0 |
| Antoine Caldwell | 32-32 | 7-7 | 13-13 | 12-12 | --- | 0 | 0 |
| Chris Capps | 35-25 | 4-0 | 13-13 | 12-12 | 6-0 | 3 | 0 |
| Evan Cardwell | 20-4 | 7-4 | 13-0 | RS | --- | 4 | 4 |
| Marcus Carter | 44-18 | 9-9 | 13-9 | 11-0 | 11-0 | 33 | 11 |
| Simeon Castille | 44-25 | 9-9 | 13-13 | 11-3 | 11-0 | 22 | 22 |
| Jamie Christensen | 35-0 | 1-0 | 11-0 | 11-0 | 12-0 | 1 | 0 |
| Josh Chapman | 3-0 | 3-0 | --- | --- | --- | 0 | 0 |
| Glen Coffee | 19-1 | 7-1 | RS | 12-0 | --- | 7 | 1 |
| Matt Collins | 37-3 | 1-0 | 13-3 | 11-0 | 12-0 | 0 | 0 |
| Cody Davis | 13-0 | 0-0 | 5-0 | 8-0 | RS | 0 | 0 |
| Drew Davis | 2-0 | 1-0 | 1-0 | 0-0 | 0-0 | 0 | 0 |
| Luther Davis | 5-0 | 5-0 | --- | --- | --- | 3 | 0 |
| Marlon Davis | 26-13 | 9-8 | 12-4 | 5-1 | --- | 20 | 3 |
| Brandon Deaderick | 16-4 | 9-4 | 7-0 | --- | --- | 14 | 4 |
| Preston Dial | 7-1 | 7-1 | RS | --- | --- | 4 | 0 |
| Brandon Faney | 9-0 | 8-0 | 1-0 | RS | --- | 4 | 0 |
| Nick Fanuzzi | 1-0 | 1-0 | --- | --- | --- | 0 | 0 |
| P.J. Fitzgerald | 22-22 | 9-9 | 13-13 | RS | --- | 22 | 22 |
| Andrew Friedman | 4-0 | 1-0 | 3-0 | RS | --- | 0 | 0 |
| Morgan Garner | 1-0 | 1-0 | --- | --- | --- | 0 | 0 |
| Nick Gentry | 1-0 | 1-0 | --- | --- | --- | 0 | 0 |
| Wallace Gilberry | 46-34 | 9-9 | 13-13 | 12-12 | 12-0 | 46 | 34 |
| Terry Grant | 12-8 | 9-8 | 3-0 | --- | --- | 9 | 3 |
| Eric Gray | 37-2 | 7-0 | 13-2 | 8-0 | 9-0 | 2 | 0 |
| Bobby Greenwood | 33-8 | 8-5 | 13-3 | 12-0 | --- | 3 | 0 |
| DJ Hall | 44-39 | 9-9 | 12-10 | 11-8 | 12-11 | 21 | 19 |
| Prince Hall | 21-12 | 8-3 | 13-9 | 0-0 | 0-0 | 8 | 0 |
| Darius Hanks | 1-0 | 1-0 | --- | --- | --- | 0 | 0 |
| Charlie Higgenbotham | 6-0 | 6-0 | RS | --- | --- | 5 | 0 |
| Charles Hoke | 5-0 | 5-0 | 13-0 | 7-0 | --- | 3 | 0 |
| Baron Huber | 18-1 | 9-1 | 9-0 | RS | --- | 9 | 0 |
| Kareem Jackson | 9-8 | 9-8 | --- | --- | --- | 9 | 6 |
| Jimmy Johns | 33-0 | 9-0 | 12-0 | 12-0 | --- | 19 | 0 |
| Marquis Johnson | 20-0 | 7-0 | 13-0 | --- | --- | 0 | 0 |
| Mike Johnson | 22-9 | 9-9 | 13-0 | RS | --- | 22 | 9 |
| Rashad Johnson | 33-13 | 9-9 | 11-4 | 12-0 | --- | 10 | 9 |
| Tyrone King | 8-0 | 8-0 | RS | --- | --- | 8 | 0 |
| Ezekial Knight | 37-10 | 9-7 | 4-0 | 12-3 | 12-0 | 9 | 7 |
| Jonathan Lowe | 7-0 | 7-0 | RS | --- | --- | 1 | 0 |
| Travis McCall | 34-16 | 9-3 | 13-12 | 12-1 | --- | 34 | 1 |
| Rolando McClain | 9-7 | 9-7 | --- | --- | --- | 9 | 2 |
| Mike McCoy | 11-8 | 9-8 | 3-0 | --- | --- | 9 | 7 |
| Alfred McCullough | 1-0 | 1-0 | --- | --- | --- | 0 | 0 |
| Greg McElory | 2-0 | 2-0 | --- | --- | --- | 1 | 0 |
| Lionel Mitchell | 24-10 | 8-7 | 11-3 | 5-0 | --- | 4 | 0 |
| Brian Motley | 5-0 | 5-0 | RS | --- | --- | 5 | 0 |
| Darren Mustin | 18-8 | 8-8 | 10-0 | RS | --- | 5 | 5 |
| Will Oakley | 24-5 | 7-0 | 13-5 | 4-0 | RS | 4 | 0 |
| Taylor Pharr | 3-0 | 3-0 | RS | --- | --- | 2 | 0 |
| Foress Rayford | 25-0 | 9-0 | 11-0 | 1-0 | 4-0 | 15 | 0 |
| Cory Reamer | 16-0 | 9-0 | 2-0 | 5-0 | --- | 9 | 0 |
| Chris Rogers | 20-0 | 7-0 | 13-0 | --- | --- | 0 | 0 |
| David Ross | 9-0 | 9-0 | RS | --- | --- | 9 | 0 |
| Darwin Salaam | 1-0 | 1-0 | 1-0 | --- | --- | 0 | 0 |
| Keith Saunders | 39-14 | 9-4 | 13-10 | 12-0 | 5-0 | 34 | 1 |
| Brian Selman | 10-0 | 9-0 | 1-0 | --- | --- | 9 | 0 |
| Ali Sharrief | 22-0 | 9-0 | 13-0 | RS | --- | 22 | 0 |
| Travis Sikes | 4-0 | 4-0 | RS | --- | --- | 4 | 0 |
| Andre Smith | 22-22 | 9-9 | 13-13 | 0-0 | 0-0 | 22 | 22 |
| B.J. Stabler | 26-21 | 5-2 | 10-9 | 11-10 | RS | 3 | 2 |
| Marcel Stamps | 38-0 | 4-0 | 10-0 | 12-0 | 12-0 | 0 | 0 |
| Nikita Stover | 17-0 | 7-0 | 10-0 | 0-0 | 0-0 | 5 | 0 |
| Milton Talbert | 4-0 | 4-0 | RS | --- | --- | 0 | 0 |
| Leigh Tiffin | 14-12 | 9-9 | 5-3 | --- | --- | 9 | 9 |
| Roy Upchurch | 12-0 | 8-0 | 4-0 | RS | --- | 7 | 0 |
| William Vlachos | 1-0 | 1-0 | --- | --- | --- | 0 | 0 |
| DeMarcus Waldrop | 46-4 | 9-0 | 13-3 | 12-0 | 12-1 | 46 | 0 |
| Nick Walker | 34-21 | 9-9 | 13-1 | 12-11 | --- | 34 | 9 |
| Lorenzo Washington | 16-9 | 9-9 | 7-0 | RS | --- | 15 | 9 |
| Chavis Williams | 5-0 | 5-0 | --- | --- | --- | 2 | 0 |
| John Parker Wilson | 27-22 | 9-9 | 13-13 | 5-0 | 0-0 | 22 | 22 |
| Justin Woodall | 14-0 | 2-0 | 12-0 | --- | --- | 0 | 0 |

CONSECUTIVE GAMES

| Players | Streak |
|--------------------|--------|
| Matt Caddell | 46 |
| Wallace Gilberry | 46 |
| Demarcus Waldrop | 46 |
| Travis McCall | 34 |
| Keith Saunders | 34 |
| Nick Walker | 34 |
| Marcus Carter | 33 |
| Javier Arenas | 22 |
| Simeon Castille | 22 |
| Mike Johnson | 22 |
| Ali Sharrief | 22 |
| Andre Smith | 22 |
| John Parker Wilson | 22 |
| DJ Hall | 21 |
| Jimmy Johns | 19 |
| Foress Rayford | 15 |
| Lorenzo Washington | 15 |

*Alabama has only six players with double-digit start streaks entering the MSU game.

*Senior defensive end Wallace Gilberry leads the way with 34 consecutive starts entering the MSU game.

CONSECUTIVE STARTS

| Players | Streak |
|--------------------|--------|
| Wallace Gilberry | 34 |
| Simeon Castille | 22 |
| Andre Smith | 22 |
| John Parker Wilson | 22 |
| DJ Hall | 19 |

*There are eight players on the Crimson Tide roster that have never missed a game. This list does not include first-year players.

PLAYERS WHO HAVE NOT MISSED A GAME

| Players | Games |
|------------------|-------|
| Matt Caddell | 46 |
| Wallace Gilberry | 46 |
| Demarcus Waldrop | 46 |
| Travis McCall | 34 |
| Nick Walker | 34 |
| Mike Johnson | 22 |
| Ali Sharrief | 22 |
| Andre Smith | 22 |

2007 CRIMSON TIDE FOOTBALL HONORS AND AWARDS

Alabama Notes

"Program on the rise." -- Athlon's

Javier Arenas, KR

SEC Special Teams Player of the Week (Oct. 13)
SEC Special Teams Player of the Week (Nov. 3)

Justin Britt, OL

Fourth-Team All-SEC (Phil Steele)

Antoine Caldwell, C

Dave Rimington Award Watch List (Top Center)
Fourth-Team All-American (College Football News.com)
First-Team All-SEC (Blue Ribbon Yearbook)
First-Team All-SEC (Street & Smith's)
First-Team All-SEC (CBS Sportsline.com)
First-Team All-SEC (College Football News.com)
Second-Team All-SEC (The Birmingham News)
Second-Team All-SEC (Lindy's)
Second-Team All-SEC (Phil Steele)

Marcus Carter, DB

Second-Team All-SEC (Lindy's)

Simeon Castille, DB

Jim Thorpe Award Watch List (Nation's Top Defensive Back)
Ronnie Lott Trophy Watch List (Nation's IMPACT Defensive Player)
Second-Team All-American (Athlon)
Fourth-Team All-American (College Football News.com)
SEC's Best Cornerback (The Birmingham News)
First-Team All-SEC (The Birmingham News)
First-Team All-SEC (Blue Ribbon Yearbook)
First-Team All-SEC (Street & Smith's)
First-Team All-SEC (Athlon)
First-Team All-SEC (CBS Sportsline.com)
First-Team All-SEC (Sporting News)
First-Team All-SEC (Lindy's)
First-Team All-SEC (College Football News.com)
First-Team All-SEC (Phil Steele)

P.J. Fitzgerald, P

Fourth-Team All-SEC (Phil Steele)

Wallace Gilberry, DL

SEC Defensive Lineman of the Week (Oct. 6)
Ted Hendricks Award Watch List (Midseason Semi-finalist)
Second-Team All-SEC (Lindy's)
Third-Team All-SEC (Athlon)
Third-Team All-SEC (Phil Steele)

Terry Grant, RB

SEC Freshman of the Week (Sept. 3)
SEC Freshman of the Week (Sept. 10)
SEC Freshman of the Week (Sept. 17)

DJ Hall, WR

AT&T All-America Player of the Week (vs. Tennessee)
Second-Team All-SEC (Athlon)
Second-Team All-SEC (Sporting News)
Second-Team All-SEC (Phil Steele)

Prince Hall, LB

Second-Team All-SEC (The Birmingham News)
First-Team All-SEC (Sporting News)
Second-Team All-SEC (Lindy's)
Third-Team All-SEC (Athlon)
Third-Team All-SEC (Phil Steele)

Kareem Jackson, DB

SEC Freshman of the Week (Oct. 20)

Andre Smith, OL

Outland Trophy Watch List (Nation's Top Interior Lineman)
Second-Team All-American (Lindy's)
Second-Team All-American (College Football News.com)
First-Team All-SEC (The Birmingham News)
First-Team All-SEC (Lindy's)
Second-Team All-SEC (Athlon)
Second-Team All-SEC (Sporting News)
First-Team All-SEC (Phil Steele)

B.J. Stabler, OL

Third-Team All-SEC (Phil Steele)

John Parker Wilson, QB

Lindy's SEC Player of the Week (vs. Tennessee)

2007 ALABAMA PARTICIPATION

*Alabama has **played 78 players** in its first nine games, including 19 freshmen and redshirt freshmen.

2007 Alabama Participation By Class

| Class | Total |
|-------------------|-------|
| Seniors | 18 |
| Juniors | 17 |
| Sophomores | 23 |
| Redshirt Freshmen | 10 |
| Freshmen | 10 |

*Alabama has played **22 first-time players** during its first eight games of the 2007 season, including 18 in the season opener against Western Carolina (Sept. 1).

*The Crimson Tide also used at least one first-time player against Arkansas (Sept. 15), Georgia (Sept. 22) and Florida State (Sept. 29).

2007 FIRST-TIME PLAYER BREAKDOWN

| Class | Total |
|-------------------|-------|
| Seniors | 1 |
| Juniors | 1 |
| Sophomores | 1 |
| Redshirt Freshmen | 9 |
| True Freshmen | 10 |

*The Crimson Tide also **played 15 freshmen in the 2007 season opener**, including eight true freshmen and seven redshirt freshmen.

TRUE FRESHMEN WHO PLAYED IN OPENER

| Player, Pos. | Opponent |
|-----------------------|------------------|
| Josh Chapman, DL | Western Carolina |
| Luther Davis, DL | Western Carolina |
| Nick Fanuzzi, QB | Western Carolina |
| Darius Hanks, WR | Western Carolina |
| Kareem Jackson, DB | Western Carolina |
| Rolando McClain, LB | Western Carolina |
| Alfred McCullough, DL | Western Carolina |
| William Vlachos, OL | Western Carolina |

RS FRESHMEN WHO PLAYED IN OPENER

| Player, Pos. | Opponent |
|--------------------------|------------------|
| Earl Alexander, WR | Western Carolina |
| Preston Dial, TE | Western Carolina |
| Charlie Higgenbotham, LB | Western Carolina |
| Greg McElroy, QB | Western Carolina |
| Taylor Pharr, OL | Western Carolina |
| David Ross, OL | Western Carolina |
| Milton Talbert, DL | Western Carolina |

FIRST-TIME STARTERS

*Alabama has used **12 first-time starters** in the first nine games of the 2007 season, including eight first-time starters in the season opener against Western Carolina.

2007 ALABAMA FOOTBALL PRONUNCIATION GUIDE

| Player | Pronunciation |
|-------------------|-----------------------|
| JAVIER ARENAS | HOV-E-air uh-REEN-us |
| Matt CADDELL | Cuh-dell |
| Simeon CASTILLE | Sim-ee-un Cas-steel |
| TREMAYNE COGER | Truh-mayne Co-ger |
| Brandon FANNEY | FAN-E |
| Thomas DARRAH | DARE-uh |
| Brandon DEADERICK | Dead-uh-rick |
| Nick FANUZZI | Fuh-NOOZIE |
| Andrew FRIEDMAN | FREED-man |
| DARIUS Hanks | DARE-EE-us |
| Baron HUBER | HUE-ber |
| MARQUIS Johnson | Mar-KEESE |
| Jonathan LOWE | Low |
| MARQUIS Maze | Mar-KEESE |
| Travis McCALL | Muh-Call |
| Greg McELROY | MAC-uh-roy |
| Taylor PHARR | Farr |
| Darwin SALAAM | Suh-LAHM |
| Keith SAUNDERS | SAWN-ders |
| Ali SHARRIEF | Ah-lee Shuh-reef |
| NAKITA Stover | Na-KEE-ta |
| William Vlachos | VLAY-hos |
| DeMARCUS WALDROP | Duh-MARK-us WALL-drup |

*The Crimson Tide used three first-time starters against Houston on Oct. 6, including running back Glen Coffee, center Evan Cardwell and defensive end Brandon Deaderick.

*Alabama used 13 first-time starters in 13 games last season.

2007 FIRST-TIME STARTERS

| Player, Pos. | First Start |
|------------------------|------------------|
| Evan Cardwell, C | Houston |
| Glen Coffee, RB | Houston |
| Brandon Deaderick, DE | Houston |
| Preston Dial, TE | Vanderbilt |
| Terry Grant, RB | Western Carolina |
| Baron Huber, FB | Vanderbilt |
| Kareem Jackson, DB | Western Carolina |
| Mike Johnson, OT | Western Carolina |
| Rolando McClain, LB | Western Carolina |
| Mike McCoy, WR | Western Carolina |
| Darren Mustin, LB | Western Carolina |
| Lorenzo Washington, NG | Western Carolina |

TRUE FRESHMEN START OPENER

*The Crimson Tide started a pair of true freshmen in the season opener against Western Carolina to mark the second time since freshman regained eligibility in 1972 that a pair of rookies started the season opener.

*Freshman mike linebacker **Rolando McClain (Decatur)** and freshmen "nickel" back **Kareem Jackson (Fork Union, Vir.)** became the eighth and ninth true freshmen in school history to earn an opening day start.

*McClain was the first true freshman linebacker to start the season opener since Saleem Rasheed started on opening day against Houston in 1999.

*Jackson was the first true freshman defensive back to start the season opener.

*The 2007 season marked the second straight year the Crimson Tide started a true freshman in the season opener. Andre Smith started at left tackle last year in the season opener and earned Freshman All-American honors.

TRUE FROSH TO START A SEASON OPENER

| Player, Pos. | Year |
|----------------------|------|
| Rolando McClain, LB | 2007 |
| Kareem Jackson, DB | 2007 |
| Andre Smith, LT | 2006 |
| Tim Castille, FB | 2003 |
| Dante Ellington, RT | 1999 |
| Saleem Rasheed, LB | 1999 |
| Terry Jones, Jr., TE | 1998 |
| Jon Stevenson, RT | 1991 |
| Larry Rose, OT | 1985 |

ALABAMA OFFENSE

*Alabama returns **20 lettermen and nine starters** on offense from last year's team.

*The Crimson Tide's 20 offensive lettermen combined for 212 starts entering the 2007 season.

*Alabama is fifth in passing offense (242.56 yards), sixth in total offense (395.89 yards) and sixth in scoring offense (31.78 points per game).

*The Tide's offense has run 693 plays this season and averages 77 snaps per game.

*The offensive attack has been very balanced through the first nine games, with 348 pass attempts and 345 rushing attempts.

*The Crimson Tide ran 80 offensive snaps against Florida State (Sept. 29) and Ole Miss (Oct. 14). The Tide ran a season-low 70 snaps in the overtime loss to Georgia.

*Alabama ran 40 rushing plays and 40 passing plays in its 27-24 win at Ole Miss.

*Against Florida State, the Tide threw the ball 53 times and ran only 27 rushing plays in the 21-14 loss.

*Alabama averages 23.6 first downs per game this season.

*Alabama had a season-high 313 rushing yards (44 rushes) in its season opening win over Western Carolina on Sept. 1.

*The Crimson Tide had a season-high 48 rushing attempts (221 yards) in the 24-10 win at Vanderbilt on Sept. 8.

*UA's lowest rushing total of the season came in the loss to LSU on Nov. 3. The Tide ran 33 times for 20 yards against the Tigers.

*Alabama had minus three rushing yards on its first 32 rushing attempts against LSU, but finished with 20 yards after Wilson ran 23 yards on the Tide's last possession.

*Alabama had a season-high six rushing touchdowns in the win over Western Carolina.

*Alabama threw for a season-high 363 yards (32-of- 46, 3 TDs) in the win over Tennessee on Oct. 20.

*The Tide had a season-low 150 passing yards (14-for-28) in the win at Vanderbilt.

*Alabama had a season-low 14 completions against Vanderbilt and LSU.

*Alabama has played two turnover-free games this season against Western Carolina and Tennessee.

*Alabama has 19 scoring drives of two minutes or less this season.

*The longest drive in terms of plays came against Western Carolina when the Tide put together a 17-play scoring drive. The 17-play drive is the second-longest in the SEC this season.

*The Crimson Tide had a 94-yard scoring drive against FSU, the longest of the season and sixth-longest in the SEC.

*The Crimson Tide has scored 47 points off 20 turnovers this season.

*Alabama is 6-1 when scoring first this season.

*The 52 points scored in the season opener were the most points by Alabama on opening day since a 66-0 win over Cal at Legion Field to open the 1973 season.

*The 46-point margin of victory over Western Carolina was the largest by an Alabama team in a season opener since a 66-0 victory over California to start the 1973 season.

*The Alabama offense racked up 35 first downs against Western Carolina. That total broke the previous mark of 34 set against Penn State in a 34-28 loss in 1983

*Alabama accumulated 575 yards (313 rushing, 262 passing) of total offense against Western Carolina, the most by a Tide offense since gaining 588 yards in a 56-3 win over UTEP on October 6, 2001. The 313 rushing yards were the most by an Alabama team since the Tide rushed for 338 in a win at South Carolina on September 17, 2005.

*Alabama scored the game-winning touchdown with eight seconds remaining for the 41-38 victory over Arkansas on Sept. 15. The win was Alabama's first by scoring a fourth-quarter touchdown since a 14-13 win over Iowa State in the 2001 Independence Bowl (an Andrew Zow to Terry Jones TD pass). That game also marked the last time prior to the Arkansas game that the Crimson Tide had overcome a fourth-quarter deficit to win a game. Alabama trailed that I-Bowl contest, 13-7, before winning in the final stanza.

THE STATS

*Here is a statistical comparison of Alabama's wins and losses in 2007.

WINS

| Category | Alabama | Opponent |
|--------------------|----------|----------|
| Record | 6-0 | 0-6 |
| Scoring | | |
| Average | 34.8 | 20.5 |
| First Downs | 129 | 93 |
| Rushing Yards | 192.0 | 142.6 |
| Passing Yards | 232.2 | 208.0 |
| Total Offense | 424.2 | 350.6 |
| Turnovers | 7 | 12 |
| Fumbles | 3 | 5 |
| Interceptions | 4 | 7 |
| Penalties/Yards | 28-233 | 34-332 |
| Penalties Per Game | 5.6 | 6.8 |
| Average Yards | 46.6 | 66.4 |
| Punting (No-Avg) | 21/37.9 | 28/40.1 |
| Time of Possession | 30:24 | 29:36 |
| Third Down Conv. | 34/72 | 29/79 |
| Percentage | 47% | 37% |
| Fourth Down Conv. | 1/2 | 6/11 |
| Percentage | 50% | 55% |
| Sacks By | 13 (-90) | 9 (-52) |

LOSSES

| Category | Alabama | Opponent |
|--------------------|---------|----------|
| Record | 0-3 | 3-0 |
| Scoring | 71 | 88 |
| Average | 23.7 | 29.3 |
| First Downs | 57 | 56 |
| Rushing Yards | 91.0 | 107.3 |
| Passing Yards | 219.7 | 292.7 |
| Total Offense | 310.7 | 400.0 |
| Turnovers | 4 | 6 |
| Fumbles | 3 | 0 |
| Interceptions | 1 | 6 |
| Penalties/Yards | 10-74 | 32-255 |
| Penalties Per Game | 3.3 | 10.7 |
| Average Yards | 24.7 | 85.0 |
| Punting (No-Avg) | 25-36.2 | 19-40.6 |
| Time of Possession | 27:06 | 32:54 |
| Third Down Conv. | 13/52 | 21/51 |
| Percentage | 25% | 41% |
| Fourth Down Conv. | 2/5 | 3/3 |
| Percentage | 40% | 100% |
| Sacks By | 4 (-25) | 11 (-72) |

*Before the last-minute comeback, the Crimson Tide lost a 21-point lead against the Razorbacks, the largest lead lost since Alabama lost a 21-point lead against Arkansas on September 27, 2003, at Bryant-Denny Stadium. Alabama led 21-0 with 1:27 left in the first quarter on Sept. 15, 2007, and regained that edge at 31-10 with 5:15 left in the third quarter.

*The Razorbacks scored three touchdowns in the span of six minutes to tie the game with 12:05 left in the fourth quarter, and took the lead at 38-31 with 8:08 left in the fourth quarter.

*In the 2003 game, Alabama held a 31-10 lead with 7:52 left in the third quarter, but watched Arkansas score the game's final 24 points to pull out the three-point win. The Razorbacks outscored Alabama 14-0 in the fourth quarter and put the game-winning points on the board at the end of the second overtime for the win.

*Alabama scored 21 points in the first quarter against Arkansas, the most points scored by the Crimson Tide in a single quarter since UA scored 21 points in the third quarter against Arkansas on September 27, 2003, a game that Arkansas won 34-31 in double overtime.

*The Crimson Tide scored 23 first-quarter points in its 30-24 win over Houston on Oct. 6. The 23 points were the most scored by Alabama in a quarter since the Tide scored 31 points in the first quarter against Vanderbilt in 1990.

*Despite playing the game without the services of two starting offensive linemen, the Alabama offense gained 510 total yards today and did not allow a quarterback sack in the win over Tennessee, the second-most this season, including a season-high 363 yards passing.

*Along the way, Alabama set new season highs in passing completions (32); offensive plays (84) and tied a season high for points (41).

*The 510 yards of total offense by Alabama against Tennessee is the most by the Tide against an SEC opponent since Alabama gained 552 against Arkansas on September 20, 2002, in Fayetteville, Ark., a 30-12 victory for the Crimson Tide.

*Alabama averaged 7.9 yards on first down today. The Tide ran 36 plays for 286 yards on first down in the win against Tennessee.

2007 ALABAMA PLAYERS OF THE WEEK (Selected by the Coaching Staff)

| Opponent | Offense | Defense | Special Teams |
|-------------------|----------------------------------------------|-------------------------------------|-----------------------------------------------------------|
| Western Carolina | Terry Grant Antoine Caldwell | Ezekial Knight Darren Mustin | Javier Arenas Rashad Johnson |
| at Vanderbilt | Andre Smith Travis McCall | Wallace Gilberry Bobby Greenwood | Javier Arenas Kareem Jackson |
| Arkansas | DJ Hall Matt Cadell | Darren Mustin Keith Saunders | Leigh Tiffin Tyrone King |
| Georgia | Mike McCoy Mike Johnson | Rashad Johnson Simeon Castille | Javier Arenas Carlos Rogers |
| Florida State | Jusitn Britt | Ezekial Knight Rashad Johnson | Kareem Jackson Demarcus Waldrop |
| Houston | Glen Coffee Andre Smith | Wallace Gilberry Rashad Johnson | Chris Rogers Charlie Higgenbotham |
| Ole Miss | John Parker Wilson DJ Hall | Rashad Johnson Marcus Carter | Javier Arenas Demarcus Waldrop Charlie Higgenbotham |
| Tennessee | DJ Hall Terry Grant John Parker Wilson | Kareem Jackson Darren Mustin | Javier Arenas Demarcus Waldrop |
| LSU | Evan Cardwell Keith Brown | Wallace Gilberry Rashad Johnson | Javier Arenas Fores Rayford |
| Mississippi State | | | |
| UL Monroe | | | |
| Auburn | | | |

2007 ALABAMA GAME CAPTAINS

| Opponent | Game Captains |
|-------------------|---------------------------------------------------|
| Western Carolina | Matt Caddell, Wallace Gilberry and Keith Saunders |
| Vanderbilt | Justin Britt, DJ Hall and Darren Mustin |
| Arkansas | Chris Capps, Marcus Carter and Simeon Castille |
| Georgia | Keith Brown, Wallace Gilberry and Fores Rayford |
| Florida State | Matt Caddell, DJ Hall and Keith Saunders |
| Houston | Justin Britt, Marcus Carter and Darren Mustin |
| Ole Miss | Matt Caddell, Chris Capps and Simeon Castille |
| Tennessee | DJ Hall, Wallace Gilberry and Keith Saunders |
| LSU | Justin Britt, Marcus Carter and Darren Mustin |
| Mississippi State | |
| UL Monroe | |
| Auburn | |

QUARTERBACKS

*Junior quarterback **John Parker Wilson (Hoover)** directs the Tide offense for the second straight year. He is 12-10 (.545) as the starting quarterback.

*In 27 career games, Wilson has completed 410 of 729 (.562) passes for 4,915 yards, with 33 touchdowns and 16 interceptions.

*He needs 85 yards to become the fourth quarterback in school history to throw for 5,000 yards.

*Wilson is third in the SEC in total offense (238.2) this season.

*He directed the Alabama offense to a pair of late-scoring drives in back-to-back games against No. 16 Arkansas and forced overtime with No. 22 Georgia.

*During those two games, he completed 9-of-12 passes for 107 yards and one touchdown and added a 6-yard TD run.

*Against the Razorbacks, Wilson led the Tide to a 9-play, 73-yard drive in the final two minutes which resulted in a 4-yard pass to Matt Caddell with eight seconds left in the game as UA won 41-38.

*Wilson completed 7-of-9 passes for 56 yards and one touchdown in the game-winning drive against Arkansas.

*Against Georgia, Wilson led the Tide to a 10-play, 88-yard drive which resulted in his 6-yard run to tie the game at 20-20.

*Wilson completed 2-of-3 passes for 51 yards and accounted for 57 yards of total offense on the drive.

*Wilson's 53 pass attempts against Florida State are the second-most by an Alabama quarterback. Scott Hunter had 55 pass attempts against Auburn in 1969.

*He threw 132 passes without an interception this season, the fourth-longest streak in school history.

*Wilson tied the UA single-game record with 32 completions in the win over Tennessee. Gary Hollingsworth also completed 32 passes against Tennessee in 1989.

*Redshirt freshman **Greg McElroy (Southlake, Texas)** has played in two games (Western Carolina and Tennessee) this season.

*McElroy completed 8-of-9 passes for 73 yards and one touchdown against the Catamounts.

*True freshman **Nick Fanuzzi (San Antonio, Texas)** saw limited action under center in the season opener against Western Carolina.

*Fanuzzi does not have a pass attempt, but did lead the Tide to scoring drive on his lone series against the Catamounts.

*For the first time in school history, Alabama has a 3,000-yard passer and a 2,000-yard receiver on its roster.

WIDE RECEIVERS

*Senior wide receiver **DJ Hall (Ft. Walton Beach, Fla.)** is the school's all-time leader in both career receptions (179) and receiving yards (2,758) heading into Saturday's game.

*In nine games this season, Hall leads the team with 52 catches for 840 yards and five touchdowns. He also leads UA with 16.2 yards per catch.

*Hall leads the SEC with 93.3 yards per game this season. He ranks third with 5.78 catches per game.

*Hall set the UA single-game record with 13 catches for 185 yards in the win over Tennessee on Oct. 20.

*He added 11 catches (140 yards) in the win over Ole Miss on Oct. 13.

*The Crimson Tide has had 15 different players catch at least one pass this season.

*Alabama has had seven different receivers catch a touchdown pass this season.

*Alabama's wide receivers have caught 129 passes for 1,633 yards and 12 touchdowns.

*Senior **Matt Caddell (McCalla)** is the second-leading receiver with 30 catches for 312 yards and one touchdown this season.

*Caddell had seven catches for 49 yards, all in the first half, at Ole Miss on Oct. 14.

*Caddell and Hall (11-140) combined for 18 catches and 189 yards against the Rebels.

*Caddell had nine catches for 91 yards and one TD in the Tide's 41-38 win over Arkansas on Sept. 15. He had four catches for 41 yards on UA's game-winning drive, including a 4-yard TD catch with eight seconds left in the game.

*Caddell has caught at least one pass in each of his last seven games.

100-YARD RECEIVING GAMES

DJ HALL (13)

| Yards | Opponent | Date |
|-------|----------------------|----------------|
| 185 | Tennessee | Oct. 20, 2007 |
| 172 | Arkansas | Sept. 15, 2007 |
| 157 | Utah State | Oct. 29, 2005 |
| 144 | at Arkansas | Sept. 23, 2006 |
| 142 | at LSU | Nov. 11, 2006 |
| 140 | at Ole Miss | Oct. 14, 2007 |
| 139 | Tennessee | Oct. 22, 2005 |
| 130 | Southern Mississippi | Sept. 10, 2005 |
| 125 | Mississippi State | Nov. 4, 2006 |
| 124 | Duke | Oct. 7, 2006 |
| 119 | Ole Miss | Oct. 14, 2006 |
| 117 | at Florida | Sept. 30, 2006 |
| 102 | at Tennessee | Oct. 21, 2006 |

KEITH BROWN (2)

| Yards | Opponent | Date |
|-------|------------|---------------|
| 141 | Texas Tech | Jan. 1, 2006 |
| 132 | Hawaii | Sept. 2, 2006 |

NIKITA STOVER (1)

| Yards | Opponent | Date |
|-------|----------|---------------|
| 101 | Auburn | Nov. 18, 2006 |

DYNAMIC DUO

*Hall and Brown combined to catch 106 passes for 1,646 yards and eight touchdowns in 2006 and establish themselves as the most prolific pass-catching duo in Crimson Tide lore.

*Hall and Caddell have combined for 1,152 yards this season, which currently ranks fourth on the Tide's passing charts.

ALABAMA'S TOP RECEIVING DUOS (Yards)

| Rank | Player | Yards |
|------|--------------------------------------------------------------------------------|--------------|
| 1. | DJ Hall and Keith Brown <i>Hall (1,056) and Brown (590) in 2006</i> | 1,646 |
| 2. | David Palmer, Kevin Lee Palmer (1,000) and Lee (510) in 1993 | 1,510 |
| 3. | DJ Hall and Keith Brown Hall (676) and Brown (642) in 2005 | 1,318 |
| 4. | DJ Hall and Matt Caddell <i>Hall (840) and Caddell (312) in 2007</i> | 1,152 |
| 5. | David Bailey and Johnny Musso Bailey (781) and Musso (321) in 1969 | 1,102 |
| 6. | Curtis Brown and Toderick Malone Brown (639) and Malone (459) in 1994 | 1,098 |
| 7. | Lamonde Russell and Kevin Turner Russell (622) and Turner (465) in 1989 | 1,087 |
| 8. | Freddie Milons and Jason McAddley Milons (733) and McAddley (334) in 1999 | 1,067 |
| 9. | Freddie Milons and Shaun Alexander Milons (733) and Alexander (323) in 1999 | 1,056 |
| 10. | Freddie Milons and AC Carter Milons (626) and Carter (428) in 2001 | 1,054 |

*Sophomore **Mike McCoy (Rankin, Miss.)** is the Tide's third-leading receiver with 24 catches for 172 yards and one touchdown.

*McCoy and Hall are the only two UA players to have at least one catch in all nine games this season.

*He caught his first career touchdown pass on the final play of the first quarter against Houston on Oct. 6 to give the Tide a 23-0 lead.

*Senior wide receiver **Keith Brown (Pensacola, Fla.)** has caught 12 passes for 193 yards (15.6 average) and three touchdowns in eight games.

*He had two catches for 43 yards and two TDs in the loss to LSU on Nov. 3. He had a 29-yard TD catch that gave UA a 20-17 halftime lead. His 14-yard TD grab extended the Tide's lead to 27-17 in the third quarter.

*He had three catches for 73 yards (24.3 average) in the loss to Georgia and three catches for 34 yards (11.3 average) and one TD against Florida State.

*He hauled in his 100th career reception against Georgia on Sept. 22.

*In 40 career games, Brown has 107 receptions for 1,720 yards and 11 touchdowns.

*Junior **Nikita Stover (Hartselle, Ala.)** has five catches for 66 yards and one touchdown this season, a 23-yard catch against Houston on Oct. 6.

TIGHT ENDS

*The tight ends have 21 catches for 190 yards and two touchdowns.

*Junior **Nick Walker (Brundidge, Ala.)** is fifth on the team with 16 catches for 144 yards and two touchdowns. He also has a two-point conversion.

*Junior **Travis McCall (Prattville)** has five catches for 45 yards this season.

*He had three catches for 21 yards in the win over Tennessee on Oct. 20.

*Redshirt freshman **Preston Dial (Mobile, Ala.)** has played in seven games this season and earned his first career start at Vanderbilt (Sept. 8) when UA opened in a three tight-end set. He does not have a reception.

RUNNING BACKS

*Alabama's backfield entered the 2007 season with 733 combined rushing yards and three touchdowns in 43 games. No running back had started a game prior to the 2007 season.

*The Tide's four running backs accounted for **296 rushing yards and six touchdowns** in the win over Western Carolina.

*The **six rushing TDs were the most by Alabama** since scoring six rushing touchdowns in a 56-3 win over UTEP on Oct. 6, 2004.

*Redshirt freshmen running back **Terry Grant (Lumberton, Miss.)** has set UA single-season freshman records for rushing attempts, rushing yards and touchdowns this season.

*In nine games, Grant has 140 rushing attempts for 720 yards and seven touchdowns. He also averages 5.1 yards per carry.

*He was named the SEC Freshman of the Week following wins over Western Carolina, Vanderbilt and Arkansas.

*Grant rushed for 134 yards and three touchdowns on 18 carries in the season opener against Western Carolina. He scored on the Tide's first play from scrimmage and had 68 yards rushing on eight carries (8.5-yard average) through the first period of action.

*He scored on the first play from scrimmage with a 1-yard TD run at Vanderbilt on Sept. 8. He finished the game with 24 carries for 173 yards and two TDs.

*He added his third 100-yard game of the season against Tennessee (26-104-1), where he set UA single-season freshman records for rushing attempts, rushing yards and touchdowns.

*Sophomore **Glen Coffee (Ft. Walton Beach, Fla.)** has 90 carries for 413 yards and three touchdowns this season. Coffee averages 4.6 yards per rushing attempt.

*He made his first career start against Houston on Oct. 6 and had 30 rushing attempts for 121 yards and one touchdown. It was the first 100-yard game of his career for the Tide.

*The 30 rushing attempts were the most by an Alabama back since Kenneth Darby had 35 rushing attempts against LSU in 2004.

*Coffee had nine carries for a season-high 76 yards and one TD in the season opener against Western Carolina.

*He added a career-high 16 carries for 62 yards in the loss to Georgia on Sept. 22.

*Sophomore **Roy Upchurch (Tallahassee, Fla.)** is third on the team with 28 carries for 161 yards (5.8 average) and one touchdown.

*Upchurch had six carries for 55 yards in the season opener against Western Carolina. He added two carries for 19 yards against Georgia on Sept. 22.

*Junior **Jonathan Lowe (Phenix City, Ala.)** made his running back debut against LSU on Nov. 3. He finished as the Tide's leading rusher with 10 carries for 31 yards.

*The Crimson Tide's running backs have caught 44 passes for 354 yards and one touchdown this season.

*Grant has the most catches among the Tide running backs and fourth-most on the team. In nine games, he has 21 receptions for 152 yards and one TD.

*He had a career-high six catches for 31 yards, including his first career receiving TD against Tennessee on Oct. 20.

*Coffee has 14 catches for 122 yards in seven games.

OFFENSIVE LINE

*The Crimson Tide returned all five offensive linemen, including a pair of All-American candidates.

*Injuries and suspensions have forced the offensive line to make significant changes over the last month of the season.

*The Tide has started seven different offensive linemen this season.

*Sophomore left tackle **Andre Smith (Birmingham, Ala.)** and sophomore right tackle **Mike Johnson (Pensacola, Fla.)** are the only offensive linemen to start all nine games for the Tide.

*Smith has started every game in his UA career and is slated to make his 23rd consecutive start this weekend at Mississippi State.

*He started 13 as a true freshman in 2006 en route to Freshman All-American and All-SEC honors. Smith, who scored the game-tying touchdown against Oklahoma State (2-yard lateral) in the PetroSun Independence Bowl, is on the 2007 Outland Trophy watch list.

*Senior **Justin Britt (Cullman, Ala.)** is another veteran lineman for the Tide and starts at left guard. He has started eight games this season and 25 in his career.

*Sophomore **Evan Cardwell (Killen, Ala.)** has started the last four games at center for the Tide. The Houston game (Oct. 6) was his first collegiate start. Overall, he has six career starts.

*Senior **B.J. Stabler (Grove Hill)** has started the last two games at right guard. He made his first start of the 2007 season against Tennessee. Overall, Stabler has 22 career starts for the Tide.

*The offensive line played without two starters in the Tennessee and LSU games due to school suspensions regarding the impermissible receipt of textbooks.

*Junior **Antoine Caldwell (Montgomery, Ala.)** had his streak of 32 consecutive starts come to an end against Tennessee.

*Caldwell started the first seven games of the season and made starts at center, left guard (Houston) and right guard (Ole Miss) for the Tide.

*He began his career as a guard but was moved to center for the 2006 AT&T Cotton Bowl due to a sudden rash of injuries on the offensive line two years ago.

*He started 19 straight games at center before moving back to guard for the Houston game on Oct. 6, his first start at guard since the final regular season game at Auburn in 2005. He made his first career start at right guard at Ole Miss on Oct. 13.

*Junior **Marlon Davis (Columbus, Ga.)** has started six games at right guard. He did not start against Houston, Tennessee or LSU. Overall, Davis has appeared in 24 career games with 11 starts.

*Senior **Chris Capps (Jonesboro, Ga.)** is the backup at left and right tackle. He has played four games this season.

*His streak of 25 consecutive starts came to an end in the 2007 season opener against Western Carolina.

*He saw his 32-game playing streak come to an end when he did not see action at Vanderbilt on Sept. 8.

*Freshmen **William Vlachos (Mountain Brook), Patrick Crump (Hoover, Ala.)** and **David Ross (Homewood, Ala.)**, have also played this season.

ALABAMA DEFENSE

*The Crimson Tide returns 24 lettermen and only five starters off last year's squad.

*The 24 lettermen combined for 92 career starts entering the 2007 season opener.

*Two of the top tacklers on defense are true freshmen. Linebacker Rolando McClain and defensive back Kareem Jackson have combined for 101 tackles in nine games.

*McClain is second on the team with 54 stops, while Jackson is fourth with 47 tackles.

*The Tide ranks fourth in the SEC in rushing defense (126.4) through nine games.

*Alabama is second in the SEC and 11th nationally in turnover margin this season at +1.00 per game. The Tide has forced 20 turnovers in nine games, an average of 2.2 per game.

*Alabama has recorded 12 sacks in its last four games, compared to four sacks in the first five games.

*UA opponents have been penalized 25 times for 211 yards in the last two games, an average of 12.5 penalties and 105.5 yards per game.

*LSU was flagged 14 times for 130 yards on Nov. 3. The 130 penalty yards were the most by an Alabama opponent since Southern Miss had 109 penalty yards on Oct. 10, 2005.

*Tennessee was penalized 11 times for 81 yards in the 41-17 loss to Alabama.

*Alabama has had 12 first downs by penalty in its last two games, including six each against Tennessee and LSU.

*The Crimson Tide allowed only 16 points in its first two games this season and did not allow a touchdown in the first seven quarters of the season.

*The 16 points were the **fewest points allowed in the first two games of the season since 1989**. The Crimson Tide allowed only 10 points in back-to-back games to Memphis State (35-7) and Kentucky (15-3) in 1989.

*The Crimson Tide has held four of its six opponents to less than 100 yards rushing. Western Carolina (76), Vanderbilt (57), Florida State (82) and LSU (89) all rushed for less than 100 yards against Alabama.

*The Crimson Tide held Western Carolina to six points in the season opener, the lowest point total by an opponent on opening day since a 41-3 win over Temple on September 7, 1991.

*Alabama's defense held Vanderbilt's All-SEC wide receiver Earl Bennett to four catches for 53 yards in the Tide's 24-10 win at Nashville on Sept. 8.

*The Crimson Tide also held Vandy quarterback Chris Nickson in check. The junior completed only 5 of 18 passes for 67 yards and threw one interception. He added three rushing attempts for minus-seven yards before being benched in the third quarter.

*Alabama held Vanderbilt to 232 total yards on Sept. 8, the best defensive output of the season.

*Arkansas ran for season-high 301 yards (53 attempts) against the Tide defense.

*Arkansas and Georgia (153 yards) rushed for 453 yards in back-to-back games against UA.

*Arkansas had 450 total yards in the loss to Alabama, which is the most against UA this season.

*Houston is the only team to have a 100-yard rusher and 100-yard receiver against the Tide this season.

*Alabama recorded a season-high five sacks in the win over Houston. The Tide had only five sacks in the first five games of the season.

*The five sacks against Houston were the most by the Crimson Tide since recording five sacks against Middle Tennessee in the 2005 season opener.

*The Crimson Tide defense shut out Tennessee in the second half on Oct. 20.

*LSU passed for a season-high 388 yards against Alabama on Nov. 3. Matt Flynn was 24 of 44 for 353 yards and three TDs in the win over the Tide.

DEFENSIVE LINE

*The defensive line is thin on experience as evidenced by the fact that four freshmen have seen action up front this season.

*Alabama's defense has a three-man front, led by senior defensive end **Wallace Gilberry (Bay Minette, Ala.)**. Gilberry will play his 47th career game for the Crimson Tide this Saturday against Mississippi State.

*He is the Tide's third-leading tackler this season with 53 stops, including 27 in his last four games.

*He also leads UA with seven sacks, 12 quarterback pressures and 15 tackles for loss.

*Gilberry had a career-high three sacks against No. 3 LSU, including back-to-back plays in the second quarter.

*He had 18 tackles, four sacks and 7.5 tackles for loss in wins over Houston and Ole Miss.

*In 46 career games, Gilberry has 161 tackles, 43 1/2 tackles for loss and 18.5 sacks. He has also added four forced fumbles, three fumbles recovered and three pass breakups.

*Gilberry was named the SEC Defensive Lineman of the week following his performance against Houston on Oct. 6.

*He had 11 tackles, 4.5 tackles for loss, two sacks and two quarterback pressures in the win.

*He added a career-high four quarterback pressures in the Tide's win at Vanderbilt on Sept. 8.

*Sophomore **Brandon Deaderick (Elizabethtown, Ky.)** starts at the other defensive end position.

*He has played in all nine games and started the last four games. In nine games, he has 14 tackles, including two sacks.

*He recorded a season-high four tackles against Florida State (Sept. 29) and added two tackles, one sack (-7) and one pressure against Houston (Oct. 6).

*Junior **Bobby Greenwood (Prattville, Ala.)** and redshirt freshman **Milton Talbert (Hattiesburg, Miss.)** have also seen action on the defensive line.

*Greenwood has played in eight games this season and started the first five games before an injury. He has played as backup the last four games.

*He has 14 tackles, including four stops behind the line this season.

*Greenwood has played 32 games and logged 56 tackles, 14.5 tackles for loss and 7 sacks in his three-year career.

*He had a season-high four tackles in the win over Arkansas.

*Sophomore **Lorenzo Washington (Logansville, Ga.)** has started all nine games at nose guard. He has 26 tackles, three TFLs and two sacks this season.

*He had a career-high five tackles in the loss to LSU on Nov. 3.

*He made his first career start against Western Carolina (Sept. 1) and first SEC start at Vanderbilt (Sept. 8).

*Redshirt freshman **Brian Motley (Autaugaville, Ala.)** has played the last five games as Washington's backup. He missed the first four games of the season with a fractured ankle he suffered on Aug. 27.

*He has six tackles and one TFL this season. He had two tackles each against Florida State and Ole Miss.

*True freshmen **Josh Chapman (Hoover, Ala.)** and **Alfred McCullough (Athens, Ala.)** have also seen action at nose guard.

LINEBACKERS

*The linebackers returned only one starter from last year's squad.

*Junior **Ezekial Knight (Wedowee, Ala.)** and true freshmen **Chavis Williams (Dora, Ala.)** play the "sam" position.

*Knight has played in all nine games and has 43 tackles. In addition, he has added 6 1/2 TFLs, two sacks, three pass breakups, two interceptions, one forced fumble and one fumble recovery.

*He began his career as a wide receiver before switching to defense in 2006.

*He made his first career start at linebacker against Vanderbilt (5 tackles) on Sept. 8.

*Knight had a career-high nine tackles in the loss to Florida State (Sept. 29), with two TFLs (-9) and one sack (-6) against the Seminoles.

*He recorded his first career interception at Ole Miss on Oct. 13 and his 28-yard return set up the Tide's game-winning field goal in the fourth quarter.

*He added his second career interception at No. 3 LSU which led to a second-quarter field goal.

*Williams has two tackles in five games this season.

*True freshmen **Rolando McClain (Decatur)** and sophomore **Prince Hall (Riverside, Calif.)** share duties at the "mike" linebacker position.

*McClain has played in all nine games with seven starts and is making a name for himself around the SEC.

*The true freshman is second on the team with 54 tackles. He has added 4 1/2 TFLs, two pass breakups and one sack.

*McClain led UA in tackles in three of the first five games, including a career-high 11 tackles against Georgia on Sept. 22. He also had nine tackles against FSU on Sept. 29.

*Hall is the lone returning starting linebacker. He earned Freshman All-American honors in 2006 and finished the season with 77 tackles and led the Tide with 10 1/2 tackles for loss last season.

*In eight games, he has 41 tackles, one interception and one pass breakup.

*He made his first start of the 2007 season against Georgia on Sept. 22, subbing for the injured Darren Mustin.

*He responded with a game-high 12 tackles, one shy of his career high at UA. He had 13 tackles in a loss to Mississippi State in 2006.

*Hall recorded his first career interception against FSU on Sept. 29.

*In 21 games, he has 118 tackles, 10 1/2 TFLs, two sacks, two forced fumbles, two fumble recoveries and one interception.

*Seniors **Darren Mustin (Brentwood, Tenn.)**, **Demarcus Waldrop (Pinson)** and **Marcel Stamps (Brantley, Ala.)** all man the "will" linebacker position.

*Mustin has played in eight games this season and has 44 tackles. He has added four TFLs, one sack and one interception.

*He recorded a season-high eight tackles in the Tide's 41-17 win over Tennessee on Oct. 20.

*Mustin set up Alabama's first score against Arkansas with an interception of a Casey Dick pass at the Arkansas 15 in the first quarter. Mustin returned the interception six yards to set up Alabama at the Arkansas 9-yard line.

*He recorded his first career sack (-6) against Houston on Oct. 6.

*Waldrop has never missed a game in his UA career and will look to play his 46th career game against Houston. He has 70 career tackles. He has 11 tackles in nine games this year.

*Waldrop had two tackles and recovered an on-side kick on the opening kickoff to earn Alabama Special Teams Player of the Game honors against Tennessee on Oct. 20.

*Senior **Keith Saunders (Willingboro, N.J.)** and sophomore **Brandon Fanney (Morristown, Tenn.)** man the "jack" linebacker position.

*Saunders, who played defensive end last season, made the move to linebacker this season. He has 27 tackles in nine games this season, including a season-high 10 tackles in the win over Arkansas.

*Overall, Saunders has 52 tackles, 4 1/2 TFLs and two sacks in 38 career games for the Tide.

*Fanney has played in eight games and logged seven tackles this season, including five in the season opener against Western Carolina.

DEFENSIVE BACKS

*The Alabama secondary returned the most experience among the UA defenders, with two seniors and two juniors in the starting lineup.

*Senior **Simeon Castille (Birmingham)** is the starting left corner back. He has played in 44 career games, second only to Gilberry and Waldrop among UA defenders.

*He was a First-Team All-SEC selection last season and a preseason First-Team All-SEC honoree this year.

*In nine games this season, Castille is fifth on the team with 46 tackles. He leads the team with eight pass breakups.

*In his four-year career, Castille has recorded 159 career tackles to lead all UA defenders. He has added 31 pass breakups and 12 interceptions to also lead the Tide.

*He recorded his first interception of the season against Houston (Oct. 6) when he picked off Case Keenum's pass in the end zone on the game's final play. Castille also had six tackles against the Cougars.

*Sophomore **Marquis Johnson (Sarasota, Fla.)** and senior **Eric Gray (Trinity, Ala.)** serve as Castille's backups.

*Johnson has four tackles, one pass breakup and one fumble recovery in seven games this season. He did not play against Tennessee.

*Gray, who had played mainly on special teams this season, does not have a tackle.

*True freshman **Kareem Jackson (Macon, Ga.)** has taken over the starting duties at right cornerback.

*Jackson has played in all nine games and has started eight times. He is the Tide's fourth-leading tackler with 47 stops. He has also added four pass breakups, three interceptions, one forced fumble and one blocked kick.

*He has 37 tackles in his last four games.

*He has three interceptions in his last two games, including two against Tennessee on Oct. 20.

*He had eight tackles against Florida State (Sept. 29) and Houston (Oct. 6).

*Jackson turned in a season-high nine tackles in the win at Ole Miss on Oct. 13.

*He was named the SEC Freshman of the Week for his performance against Tennessee on Oct. 20. In the win over the Vols, Jackson had six tackles, two interceptions and two pass break ups.

*He added his third interception of the season (51-yard return) and one blocked field goal against No. 3 LSU. His interception set up a touchdown that gave the Tide a 20-17 lead in the second quarter.

*Jackson preserved that lead when he blocked Colt David's field goal attempt on the last play of the first half.

*Junior **Lionel Mitchell (Stone Mountain, Ga.)** has played in eight games, with seven starts.

*He has 25 tackles in seven games. He also has one interception and one pass break up.

*He has recorded 52 tackles and four interceptions in 22 career games. Mitchell had four interceptions (TD) and 131 interception return yards in 2006, which ranks fourth all-time at UA.

*Senior **Marcus Carter (Ft. Payne, Ala.)** is the Tide's starting strong safety. Like Castille, Carter also has a wealth of experience and will play in his 45th against MSU.

*In nine games, Carter has 39 tackles, including 1 1/2 TFLs. He had a career high six tackles against Arkansas on Sept. 15.

*In 44 career games, Carter has 74 tackles and 2 1/2 TFLs.

*He is backed up by sophomores **Ali Sharrief (Stevenson, Ala.)** and **Chris Rogers (Lakeland)**, and both are also prominent special teams players.

*Sharrief has 18 tackles in nine games.

*Rogers has nine tackles in seven games.

*Junior **Rashad Johnson (Sulligent, Ala.)** is the starter at free safety. He leads Alabama with 64 tackles and five interceptions through nine games.

*He is first in the SEC with 0.56 interceptions per game this season.

*Johnson has also added three pass breakups, two TFLs and one forced fumble.

*He had a career-high nine tackles against Houston (Oct. 6), Ole Miss (Oct. 13) and LSU (Nov. 3).

*Johnson added eight tackles against Western Carolina, Arkansas and Georgia.

*Johnson has 105 tackles in 32 career games for the Tide. He has also added four forced fumbles, 4.5 TFLs and five interceptions and two PBUs.

*Sophomore **Javier Arenas (Tampa, Fla.)** is Johnson's backup. Arenas has played in all nine games and has 13 tackles and one TFL.

*He made his first career start as nickel back against No. 3 LSU and had a career-high four tackles and his first career TFL.

ALABAMA SPECIAL TEAMS

*Alabama returns all but one of its specialists from last season.

*The Crimson Tide's special teams have shown marked improvement during the first nine games of the 2007 season.

*Alabama leads the SEC and ranks sixth nationally with its 17.45-yard punt return average.

*Sophomore place kicker **Leigh Tiffin (Muscle Shoals, Ala.)** leads the SEC with 1.88 field goals made per game.

*Arenas is second nationally with five 50-yard kick returns this season.

*Arenas is also second in the SEC and sixth nationally with a 17.16-yard punt return average.

*For the season, he has 19 returns for 326 yards and one touchdown. In 21 career games, he has 50 punt returns for 612 yards and three touchdowns.

*He has three punt returns for touchdowns which ties Harry Gilmer for second place all-time at UA. David Palmer (1991-93) owns the school record with four punt return TDs.

*Arenas has 23 kickoff returns for 547 yards (23.8 average) this season. In 21 career games, he has 41 kickoff returns for 891 yards.

*He has been named SEC Special Teams Player of the Week twice this season against Ole Miss (Oct. 13) and LSU (Nov. 3).

*Arenas had a season-best 237 all-purpose yards, including a 61-yard punt return for a touchdown against LSU on Nov. 3. He had a career-high eight returns for 168 yards against LSU.

*He had 164 all-purpose yards (93 KOR and 71 PR) against the Rebels.

*Arenas also added a season-high 62-yard kickoff return against Tennessee on Oct. 20.

*Junior **Jonathan Lowe (Phenix City, Ala.)** is the backup to Arenas.

*Lowe has nine kickoff returns for 224 yards (17.6 average) this season. He made his Alabama debut with a 23-yard kickoff return and a 17-yard punt return against Western Carolina on Sept. 1.

GAME-WINNING FIELD GOALS (4th Quarter, 5 minutes or less)

| Kicker | Opponent | Date | Game-Winning FG | Final Score |
|-------------------|---------------|---------------|----------------------------|-------------|
| Jamie Christensen | Texas Tech | Jan. 2, 2006 | 45-yard FG as time expired | UA 13-10 |
| Jamie Christensen | Tennessee | Oct. 22, 2005 | 34-yard FG w/13 seconds | UA 6-3 |
| Jamie Christensen | at Ole Miss | Oct. 15, 2005 | 31-yard FG as time expired | UA 13-10 |
| Neal Thomas | at Vanderbilt | Sept. 8, 2001 | 27-yard FG w/5 mins left | UA 12-9 |
| Ryan Pflugner | Ole Miss | Oct. 10, 1998 | 22-yard FG in OT | UA 20-17 |
| Michael Proctor | Georgia | Oct. 1, 1994 | 32-yard FG with 1:13 left | UA 29-28 |
| Philip Doyle | at Tennessee | Oct. 20, 1990 | 47-yard FG as time expired | UA 9-6 |
| Van Tiffin | Auburn | Nov. 30, 1985 | 52-yard FG as time expired | UA 25-23 |
| Bucky Berrey | Florida State | Oct. 12, 1974 | 36-yard FG w/33 seconds | UA 8-7 |
| Steve Davis | at Tennessee | Oct. 15, 1966 | 17-yard FG w/3:23 left | UA 11-10 |
| Richard O'Dell | at Ga. Tech | Nov. 12, 1960 | 24-yard FG as time expired | UA 16-15 |
| Sandy Sanford | at Vanderbilt | Nov. 25, 1937 | 27-yard FG | UA 9-7 |
| Sandy Sanford | at Tulane | Nov. 6, 1937 | 41-yard FG | UA 9-6 |

*Tiffin is the Crimson Tide's starting kicker, handling all kickoffs, field goal and extra attempts.

*Tiffin is 30-for-30 in extra points this season and 41-of-42 in his two-year career.

*Tiffin is 17-of-24 on field goal attempts this season and has been successful on nine of his last 11 attempts.

*He has converted 25-of-38 career field goal attempts for the Tide.

*He appeared in five games last season and hit 8-of-13 field goals and 12-of-13 extra point attempts.

*His father, Van (1983-86), was an All-American kicker at Alabama in 1986 and set the UA record with 135 consecutive career extra points.

*Sophomore **Andrew Friedman (Fairhope, Ala.)** made his 2007 season debut with his first career extra point attempt against Arkansas on Sept. 15. He has played in four games at UA.

*Senior **Jamie Christensen (Norcross, Ga.)**, who has also handled kickoffs the last three years, has hit 29 of 42 career field goal attempts and 40 of 42 career extra points.

*He also has three-game winning field goals to his credit, beating Ole Miss, Tennessee and Texas Tech during the 2005 season.

*Sophomore punter **P.J. Fitzgerald (Coral Springs, Fla.)** is back for his second year as the Crimson Tide's punter and holder.

*Fitzgerald has punted 47 times for 1,788 yards. He averages 38 yards per kick.

*He had a career-high 58-yard punt at Vanderbilt on Sept. 8.

*He had a career-high 10 punts in the loss to Florida State, including two that traveled more than 50 yards.

*Fitzgerald punted 10 times for a 40-yard average against Houston on Oct. 6.

*He ranks second in the SEC with 14 punts inside the 20-yard line.

*In 20 career games, Fitzgerald has 104 punts for 3964 yards (38.1 average). He has 30 punts inside the opponents 20-yard line.

*The Crimson Tide is breaking in its third long snapper in as many years this season as they replace last year's snapper Luke Spaulding.

*Junior **Brian Selman (Vestavia Hills, Ala.)** has handled all snapping duties this year.

THE GRADUATES

*The Crimson Tide football team will have six UA graduates on its roster for the 2007 season.

*The list includes senior defensive lineman Keith Saunders (Willingboro, N.J.), Antoine Caldwell (Montgomery, Ala.), Chris Capps (Jonesboro, Ga.), Matt Caddell (McCalla, Ala.), Jamie Christensen (Norcross, Ga.) and Joshua Curry (Tuscaloosa, Ala.).

*All but Saunders graduated from UA on Saturday, Aug. 11, 2007.

*Caldwell is the first Tide football player to graduate within three years of entering school at the University. The general studies in human environmental science major was a freshman in the fall of 2004.

"Since I've been here, he's the fastest graduate in football that we've had," said Jon Dever, Assistant Athletics Director for Student Services who has been in charge of the Crimson Tide's academic program since 1992. "We've had a bunch of football players who have graduated in three-and-a-half years, but this guy has really busted his rear end in the summer and gotten through. He really wants to go on and do something else academically, so he's going to try to get another undergraduate degree."

2007 Alabama Football Graduates

| Player | Degree |
|-------------------|-----------------------------|
| Matt Caddell | Consumer Science |
| Antoine Caldwell | Human Environmental Science |
| Chris Capps | Consumer Science |
| Jamie Christensen | Management |
| Joshua Curry | General Studies |
| Keith Saunders | Management |

"I'm proud of all of them," said Dever. "Keith Saunders has graduated already. Keith graduated in three-and-a-half years in business, so there's another good success story. He's been working on a second degree since January. That's another neat thing: we will have six guys who have their degrees playing on opening day. That's something we are proud of. By the time we go to the bowl game, we'll have even more graduates on the team."

REAMER NAMED SEC COMMUNITY SERVICE PLAYER OF THE WEEK

*Alabama sophomore **Cory Reamer (Hoover)** was featured as the SEC Good Works Team Player of the Week on the Lincoln Financial Sports telecast of the Alabama-Vanderbilt game September 8.

*Reamer has taken part in various community service activities, including many school visits and readings, a Halloween Extravaganza for children, and Project Angel Tree, where he worked with other student-athletes to purchase holiday gifts for kids.

CADELL'S TD CATCH NETS \$5,000 SCHOLARSHIP

The University of Alabama's 41-38 win was decided by a touchdown drive in the final two minutes, culminated by junior quarterback John Parker Wilson's 4-yard touchdown pass to senior wide receiver Matt Caddell with eight seconds left on the clock.

*On Thursday, Sept. 20, ESPN announced that Caddell's game-winning touchdown reception was the "Pontiac Game Changing Performance" for the week of Sept. 15. The Crimson Tide's game-winning play will net the school \$5,000 for the general scholarship fund and will make Alabama eligible for the "Pontiac Game Changing Performance of the Year" and an additional \$100,000 scholarship.

*"I'm certainly proud of the way our players played the game," Alabama head Coach Nick Saban said following last week's game. "We always talk about playing for 60 minutes in the game and when you score a touchdown with eight seconds to go in the game, it's an easy way to reinforce a point. This is a tremendous victory for the University of Alabama, a tremendous victory for our players and our fans."

*Alabama is now 6-for-6 all-time in "Pontiac Game Changing Performance" nominees; winning all five times it was nominated during the 2005 season, including the "Pontiac Game Changing Performance of the Year." In all, Alabama's football team has earned \$130,000 for the school's general scholarship fund over the last three seasons for its play on the field.

*The Crimson Tide's five award winners during the 2005 season included Tyrone Prothro's spectacular catch against Southern Mississippi, Brodie Croyle's 46-yard pass to Keith Brown at South Carolina, Croyle's 87-yard TD pass to Prothro vs. Florida, Roman Harper's caused fumble vs. Tennessee and Matt Miller's fumble return of the second half kickoff at Mississippi State during the 2005 season.

*Prothro's spectacular catch against Southern Miss was the "Pontiac Game-Changing Performance of the Year. Pontiac made a \$100,000 donation to Alabama's general scholarship fund on behalf of his catch.

HALL NAMED AT&T PLAYER OF WEEK

*Following his record-setting performance last Saturday against Tennessee, University of Alabama senior wide receiver **DJ Hal has been chosen this season's eighth recipient of the AT&T All-America Player of the Week award**, the only major college football award chosen exclusively by fans.

*Hall caught a school-record 13 passes for 185 yards and two touchdowns to lead the Crimson Tide to a 41-17 win over No. 20 Tennessee last Saturday at Bryant-Denny Stadium. Hall's 16-yard pass from John Parker Wilson with 11:16 left in the second quarter gave the Tide a 17-14 lead it would never relinquish. He also added a 2-yard touchdown grab with 12 seconds left in the second quarter to give the Tide a 24-14 lead. Hall later added a pass reception on a two-point conversion as UA built a 38-17 lead in the fourth quarter.

*Hall received 54 percent of the votes to beat out University of Oregon running back Jonathan Stewart (24 percent), Tulane University running back Matt Forte (12 percent) and UCLA corner back Alterraun Verner (10 percent).

"AT&T congratulates Hall on winning the AT&T All-America Player of the Week," said Dave Garver, executive director of Business Development and Wireless Sponsorships for AT&T's wireless unit. "Fans have only five more weeks to make their voices heard and help select the AT&T All-America Player of the Week in the only fan-determined national college football award."

*Fans can register to vote for the AT&T All-America Player of the Week throughout the season by text messaging VOTE to 87654 from a wireless phone. The four candidates for the award are revealed each Sunday on the 9 a.m. ET ESPN "SportsCenter," via text message alerts and on the Web at www.espnallamerica.com. Fans then have until 11:59 p.m. ET on the following Wednesday to participate in the voting. The winner is announced at half-time during Thursday's ESPN College Football Primetime Presented by Applebee's college football game.

APPLEWHITE HONORED

*University of Alabama offensive coordinator and quarterbacks coach Major Applewhite was named the national offensive coordinator of the week by two publications, following the Crimson Tide's 41-17 win over Tennessee last Saturday in Bryant-Denny Stadium.

*Applewhite was named the Master Coaches Survey (MCS) Offensive Coordinator of the Week and earned one of five MCS Nike Game Balls after the Crimson Tide offense produced its best offensive output in a Southeastern Conference game since the 2002 season. Under Applewhite's guidance, Alabama passed for a season-high 363 yards and scored 41 points, the most in an SEC game since a 45-17 win at Kentucky in 2004.

*Alabama's offense was outstanding on first down, averaging 7.9 yards per play against the Vols. Junior quarterback John Parker Wilson completed 13 of 18 passes for 170 yards on first down in the win over Tennessee. Wilson tied an Alabama record with 32 completions and finished with 363 passing yards and three touchdowns. Senior wide receiver DJ Hall caught a school-record 13 passes for 185 yards and two touchdowns, all career highs.

*The Crimson Tide and Applewhite were both recognized this week by FOX Sports.com columnist Rich Cirminello. Alabama ranked second on his Summa Cum Laude Top 5 Teams of the Week and Applewhite was named Offensive Coordinator of the Week.

"To Tide fans, few weekends of the year matter more than the Third Saturday in October," Cirminello wrote. "Alabama spanked Tennessee, 41-17, to remain deadlocked with LSU atop the SEC West. In a signature win for Nick Saban, in his new digs, the Tide offense gutted Tennessee for 510 yards and 41 points. Applewhite's protégé, John Parker Wilson, enjoyed a career-day, going 32-for-46 with 363 yards and three touchdown passes."

MID-SEASON HONORS

*With the regular season at the midway point, several members of the Crimson Tide were listed on Phil Steele's mid-season All-American and All-Conference teams.

*Sophomore offensive tackle Andre Smith was named a second team All-American and a first team All-SEC performer.

*Senior Antoine Caldwell was recognized on Steele's All-America third team and All-SEC second team.

*Senior wideout D.J. Hall was listed on the All-SEC second team.

*Defensively, senior cornerback Simeon Castille was fourth team All-American honoree.

*Castille was joined by safety Rashad Johnson were on the All-SEC first team.

*Freshman Rolando McClain was on the All-SEC second team.

THE BRITT LEGACY

*Junior offensive lineman Justin Britt (Cullman) became the third different Britt brother to start on the offensive line for Alabama when he started at left guard against Hawai'i in the 2006 season opener.

*Justin also has three starts on the defensive line under his belt but made the switch to offense prior to the 2006 season.

*His two older brothers -- Wesley (2001-04) and Taylor (2005) -- were also starters on the offensive line for the Crimson Tide.

*Wesley (2001-04) was a four-year letterman at Alabama and started 48 games in his UA career. He was elected permanent team captain in 2004.

*Taylor made two career starts at center for Alabama against LSU and Auburn in 2005.

*The Britt brothers are one of only two trio of brothers to play in the same game in Alabama football history.

*All three Britts suited up for the first time in the 2004 season opener against Utah State.

*In addition to the Utah State game, all three Britt brothers played against Western Carolina, Kentucky and Mississippi State during the 2004 season.

*The only other trio of brothers to play in the same game for Alabama were Adrian, Hargrove and Bully VandeGraaff in 1912.

*The VandeGraaff brothers made their playing debut together on Sept. 28, 1912 in the Crimson Tide's 52-0 win over Marion Institute.

*Adrian (senior), Hargrove (junior) and W.T. "Bully" (freshman) all saw action in the win, with Adrian and Hargrove scoring one touchdown each.

*In addition, the Britts are the 10th trio of brothers to start at least one game in their career at Alabama.

ALL IN THE FAMILY

*The 2007 Alabama football roster contains a number of legacies to the Crimson Tide football program.

*There are 11 sons of former players on this year's team and one brother of former players.

Simeon Castille

His father, Jeremiah was an All-American defensive back under Paul Bryant ... Jeremiah was the Most Valuable Player of the 1982 Liberty Bowl after a record three interceptions in the 21-15 win over Illinois ... He was also named to UA's All-Century football team in 1992 ... Older brother Tim played at UA from 2003-06 as fullback ... Tim led UA with six TDs in 2006.

Hampton Gray

His father, Alan, is a former UA quarterback and lettered from 1979-81 ... He was a member of Paul Bryant's only 12-0 team in 1979 that captured the consensus national championship ... He was also a member of the 1981 team that gave Bryant his 315th career win.

Patrick Hanrahan

His father, Gary, was as offensive guard for Paul Bryant ... He lettered in 1973 ... Member of 1973 national championship team.

Tyrone King

His father, Tyrone, Sr., played defensive back at UA from 1972-75.

Jonathan Lowe

His father, Eddie, was a starting linebacker under Paul Bryant from 1980-82 ... His uncle, Woodrow, was also a star linebacker from 1972-75 ... Woodrow was a three-time All-American (1973-75) ... He recorded 134 tackles in 1973 and concluded his career with 315 career stops.

Joel Nix

His father, Mark, was a running back for the Crimson Tide under Coach Paul Bryant from 1979-81 ... He was a member of the 1979 national championship team and the 1981 SEC Championship team ... He also played on the Alabama team that gave Bryant his 315th all-time coaching win with a 28-17 victory over Auburn in 1981.

Leigh Tiffin

His father, Van, was an All-American kicker for Coach Ray Perkins ... Tiffin lettered from 1983-86 and earned AA honors in 1986 ... Van holds the UA record with 135 consecutive extra points ... He is the school's third all-time leading scorer with 312 points ... Van nailed a 52-yard field goal to beat Auburn 25-23 in 1985.

Other Football Relationships

*Senior offensive lineman Justin Britt becomes the third different Britt brother to start on the offensive line. He joins Wesley (2001-04) and Taylor (2005), who both started games for the Crimson Tide.

*Sophomore offensive lineman Andre Smith is first cousin to former defensive lineman Dominic Lee.

*Redshirt freshman quarterback Greg McElroy's father, Greg Sr., was a starting offensive lineman for Dick Tomey at Hawai'i in 1977-78. The senior McElroy was also a graduate assistant coach under Tomey in 1979.

CRIMSON TIDE WELL REPRESENTED ON ESPN'S HERBIE AWARDS

*For the seventh straight year, Kirk Herbstreit handed out his Herbie Awards and Alabama received numerous mentions.

*The Crimson Tide was listed as the **No. 1 Movin' On Up program and Nick Saban was one of five on the list of New Coaches - Instant Success.**

*Alabama received a No. 9 ranking for Top Gameday Locations and was No. 10 in the Prettiest Coeds category.

ALABAMA IN THE COLLEGE RANKS

Former Players and/or Coaches Who Are Current College Head Coaches:

| Name | Current School | Years at Alabama |
|------------------------|-------------------|-----------------------------------------|
| Tommy Bowden | Clemson | 1987-89 (Assistant Coach) |
| Neil Callaway | UAB | 1975-77 (Player) |
| | | 1997-2000 (Assistant Coach) |
| Sylvester Croom | Mississippi State | 1972-74 (Player) |
| | | 1976-86 (Assistant Coach) |
| Dennis Franchione | Texas A&M | 2001-02 (Head Coach) |
| Mike Price | UTEP | 2003 (Head Coach; Did not coach a game) |
| Mike Riley | Oregon State | 1972-74 (Player) |
| Ted Roof | Duke | 1987-88 (Graduate Assistant) |
| Howard Schnellenberger | Florida Atlantic | 1961-65 (Assistant Coach) |

Former Players and/or Assistant Coaches Who Are Current College Assistant Coaches:

| Name | Current School | Current Assignment | at Alabama |
|-------------------|-------------------|--------------------------------------------|---------------|
| Jody Allen | Florida State | Defensive Ends/Special Team Coordinator | 1986 |
| Mickey Andrews | Florida State | Defensive Coordinator | 1963-64 |
| Chris Ball | Pittsburgh | Secondary | 2003-06 |
| Tim Bowens | UAB | Wide Receivers | 1996-99 |
| Bob Connelly | UCLA | Offensive Line | 2003-06 |
| Kasey Dunn | Baylor | Asst. Head Coach/Special Teams WR | 2003 |
| Stan Eggen | Texas A&M | Defensive Line | 2001-02 |
| Rockey Felker | Mississippi State | Running Backs/Recruiting Coordinator | 1983-85 |
| Will Friend | UAB | Offensive Line | 1994-97 |
| Charlie Harbison | Mississippi State | Safeties | 1998-2000 |
| | | | 2003-06 |
| Jim Bob Helduser | Texas A&M | Offensive Line | 2001-02 |
| Rob Ianello | Notre Dame | Receivers/Recruiting Coordinator | 1987-89 |
| Ellis Johnson | Mississippi State | Defensive Coordinator | 1990-93 |
| | | | 1997-2000 |
| Les Koenning, Jr. | Texas A&M | Offensive Coordinator/Quarterbacks | 2001-02 |
| Rick Lafavers | Rice | Tight Ends/Special Teams | 2001-02 |
| Woody McCorvey | Mississippi State | Asst. Head Coach/Offensive Coordinator/QBs | 1990-97 |
| Mac McWhorter | Texas | Associate Head Coach/Special Teams | 1987-88 |
| Danny Pearman | Duke | Tight Ends/Special Teams Coordinator | 1992-97 |
| Kenith Pope | Texas A&M | Assistant Head Coach/Running Backs | 2001-02 |
| Aaron Price | UTEP | Receivers/Kickers | 2003 |
| Eric Price | UTEP | Offensive Coordinator/Quarterbacks | 2003 |
| Paul Randolph | Tulsa | Associate HC/Defensive Coordinator/DL | 2003-05 |
| Eric Schumann | UAB | Defensive Coordinator/Safeties | 1977 |
| Jackie Shipp | Oklahoma | Defensive Line | 1998 |
| Melvin Smith | Mississippi State | Safeties | 2001-02 |
| Rick Smith | East Carolina | Defensive Backs | 1986 |
| Charlie Stubbs | Louisville | Offensive Coordinator/Wide Receivers | 1998-2000 |
| Dabo Swinney | Clemson | Asst. Head Coach/Wide Receivers | 1990-92 (P) |
| | | | 1996-2000 (C) |
| John Thompson | Ole Miss | Defensive Coordinator/Defensive Backs | 1987 |
| Chris Thurmond | Houston | Cornerbacks | 2001-02 |
| Mark Tommerdahl | Texas A&M | Tight Ends/Special Teams Coordinator | 2001-02 |
| David Turner | Mississippi State | Defensive Line | 2006 |
| Dave Ungerer | Oregon State | Special Teams | 2003-06 |
| T.J. Weist | Western Kentucky | Assistant Head Coach/Wide Receivers | 1987 |
| Buddy Wyatt | Nebraska | Defensive Line | 2002-06 |

Former Players and/or Assistant Coaches Who Are Current Alabama High School Head Coaches:

| Name | High School | Location | Years at Alabama |
|---------------------|-------------------|----------------|--------------------------------|
| Maurice Belser | Hillcrest | Evergreen | 1992-95 |
| Shannon Brown | Bob Jones | Madison | 1992-95 |
| Shannon Felder | Donoho | Anniston | 1985-87 |
| Jeff Foshee | Stanhope Elmore | Millbrook | 1991-94 |
| Curley Hallman | Muscle Shoals | Muscle Shoals | 1973-76; 1996-97 (Asst. Coach) |
| Robert Higgenbotham | Tuscaloosa County | Northport | 1967-68 |
| Don Jacobs | Elkmont | Elkmont | 1979-80 |
| Woodrow Lowe | Smiths Station | Smiths Station | 1972-75 |
| Josh Niblett | Oxford | Oxford | 1993-95 |
| Laron White | Tanner | Athens | 1993-96 |

***Antoine Caldwell** was the center on the All- Uni Team and **Simeon Castille** was listed as the nation's fourth-best cornerback.

*Defensive coordinator **Kevin Steele** received mention as well, as the No. 4 Head Coach in Waiting.

*Wide receiver **D.J. Hall** was named one of six offensive Players Who Don't Get Enough Respect by Herbstreit, he did get some respect on Mel Kiper Jr.'s Big Board as he was listed No. 20 overall.

NFL NOTES

*The Southeastern Conference had 263 players on the 2007 National Football League opening day active rosters, which led all conferences.

*The Atlantic Coast Conference was second with 238 players, followed by the Big Ten with 234 players, Pac-10 with 183 players, Big 12 with 176 players and the Big East with 84 players.

*Among SEC schools, Georgia was first with 37 former players on NFL rosters, followed by Tennessee with 36, LSU with 33, Florida with 31 and Auburn with 30. Alabama had 21 players on NFL rosters, while South Carolina had 19, Ole Miss and Mississippi State had 17 each, Arkansas had 12, Kentucky six and Vanderbilt with five.

*The SEC had five of its schools with 30-or-more-players on NFL rosters. No other conference had two.

*Nationally, Miami (Fla.) leads with 46 former players on NFL rosters, followed by Ohio State with 44, Florida State with 41, Tennessee with 36 and Georgia with 35.

*The lists do not include players who were not on opening day rosters and since been activated.

THE NATIONAL FOOTBALL LEAGUE

Current NFL Players (as of Sept. 6, 2007):

| <u>Player, Position</u> | <u>NFL Team</u> | <u>Alabama Years</u> |
|-------------------------|----------------------|----------------------|
| Shaun Alexander, RB | Seattle Seahawks | 1996-99 |
| Mark Anderson, DE | Chicago Bears | 2002-05 |
| Wesley Britt, OL | New England Patriots | 2001-04 |
| Fernando Bryant, DB | Detroit Lions | 1995-98 |
| Tim Castille, FB | Arizona Cardinals | 2003-06 |
| Brodie Croyle, QB | Kansas City Chiefs | 2002-05 |
| Cornelius Griffin, DT | Washington Redskins | 1998-99 |
| Roman Harper, DB | New Orleans Saints | 2002-05 |
| Jarret Johnson, DL | Baltimore Ravens | 1999-2002 |
| Evan Mathis, OL | Carolina Panthers | 2001-04 |
| Le'Ron McClain, FB | Baltimore Ravens | 2003-06 |
| Kindal Moorehead, DT | Carolina Panthers | 1998-99, 2001-02 |
| Michael Myers, DT | Cincinnati Bengals | 1996 |
| Antwan Odom, DE | Tennessee Titans | 2000, 2002-03 |
| Charlie Peprah, DB | Green Bay Packers | 2002-05 |
| Derrick Pope, LB | Miami Dolphins | 2002-03 |
| DeMeco Ryans, LB | Houston Texans | 2002-05 |
| Chris Samuels, OL | Washington Redskins | 1996-99 |
| Justin Smiley, OL | San Francisco 49ers | 2001-04 |
| Deshea Townsend, DB | Pittsburgh Steelers | 1994-97 |

Current NFL Practice Squads/Injured Reserve

| <u>Player, Position</u> | <u>NFL Team</u> | <u>Alabama Years</u> |
|-------------------------|----------------------|----------------------|
| Anthony Bryant, DT | Baltimore Ravens | 2001, 2003-04 |
| Jeremy Clark, DT | Philadelphia Eagles | 2003-06 |
| Kenneth Darby, RB | Tampa Bay Buccaneers | 2003-06 |
| Kenny King, DT | Baltimore Ravens | 1999-02 |
| Ramzee Robinson, DB | Detroit Lions | 2003-06 |
| Jason McAddley, WR | Washington Redskins | 1998-01 |

Players in 2007 NFL Training Camps

| <u>Player, Position</u> | <u>NFL Team</u> | <u>Alabama Years</u> |
|-------------------------|------------------------|----------------------|
| Jeffrey Dukes, DB | Arizona Cardinals | 2003-06 |
| Anthony Madison, DB | Pittsburgh & Tampa Bay | 2002-05 |
| Juwan Simpson, LB | Green Bay Packers | 2003-06 |
| Shaud Williams, RB | Buffalo Bills | 2002-03 |

Current NFL Executives

| <u>Coach</u> | <u>NFL Team (Position)</u> | <u>Alabama Years</u> |
|---------------|---------------------------------------|----------------------|
| Ozzie Newsome | Executive VP/General Manager (Ravens) | Player, 1974-77 |
| Phil Savage | Senior VP/General Manager (Browns) | Coach (1987-89) |

Current NFL Assistant Coaches:

| <u>Coach</u> | <u>NFL Team (Position)</u> | <u>Alabama Years</u> |
|--------------------|-----------------------------------------------|-------------------------------------------|
| Bruce Arians | Pittsburgh Steelers (Offensive Coordinator) | Coach (1981-82; 97) |
| Jeff Fitzgerald | Baltimore Ravens (Linebackers) | Coach (1987-89) |
| George Henshaw | New Orleans Saints (Running Backs) | Coach (1983-86) |
| Amos Jones | Pittsburgh Steelers (Special Teams) | Player (1977-80) & Coach (1990-91) |
| Larry Kirksey | Houston Texans (Wide Receivers) | Coach (1990-93) |
| Freddie Kitchens | Arizona Cardinals (Tight Ends) | Player (1993-96) |
| John Mitchell | Pittsburgh Steelers (Asst. HC/Defensive Line) | Player (1971-72) & Coach (1973-76) |
| Tony Nathan | Baltimore Ravens (Running Backs) | Player (1975-78) |
| Jeff Rutledge | Arizona Cardinals (Quarterbacks) | Player (1975-78) |
| Rip Scherer | Cleveland Browns (Asst. HC/Quarterbacks) | Coach (1987) |
| Rory Segrest | Philadelphia Eagles (Special Teams) | Player (1990-93) & Coach (1994-97) |
| Mike Shula | Jacksonville Jaguars (Quarterbacks) | Player (1983-86) & Coach (2003-06) |
| Mike Solari | Kansas City (Offensive Coordinator) | Coach (1990-91) |
| Ricky Thomas | Indianapolis Colts (Tight Ends) | Player (1983-86) |
| Steve Walters | Jacksonville Jaguars (Receivers) | Coach (1985) |
| Richard Williamson | Carolina Panthers (Receivers) | Player (1961-62) & Coach (1963-67; 70-71) |

Current CFL Players:

| <u>Coach</u> | <u>CFL Team (Position)</u> | <u>Alabama Years</u> |
|-----------------------|----------------------------|----------------------|
| Nautyn McKay-Loescher | Hamilton Tiger Cats (LB) | 1999-2000 |

2007 Alabama Football Depth Chart (vs. Mississippi State)

| | | | |
|-------------|-----------------------|------------------|-------|
| LT | 71 Andre Smith | (6-4, 340, So.) | |
| | 72 Chris Capps | (6-6, 298, Sr.) | |
| LG | 50 Justin Britt | (6-4, 290, Jr.) | |
| | 78 Mike Johnson | (6-6, 298, So.) | |
| C | 70 Evan Cardwell | (6-3, 290, So.) | |
| | 74 David Ross | (6-4, 297, Fr.) | |
| RG | 61 B.J. Stabler | (6-4, 294, Sr.) | |
| | 78 Mike Johnson | (6-6, 298, So.) | |
| RT | 78 Mike Johnson | (6-6, 298, So.) | |
| | 72 Chris Capps | (6-6, 298, Sr.) | |
| TE | 88 Nick Walker | (6-5, 255, Jr.) | |
| | 83 Travis McCall | (6-2, 261, Jr.) | |
| | 85 Preston Dial | (6-3, 223, Fr.) | |
| QB | 14 John Parker Wilson | (6-2, 213, Jr.) | |
| | 17 Greg McElroy | (6-3, 218, Fr.) | |
| RB | 29 Terry Grant | (5-10, 188, Fr.) | |
| | 30 Jonathan Lowe | (5-7, 184, Jr.) | |
| -or- | 5 Roy Upchurch | (6-0, 192, So.) | |
| FB | 40 Baron Huber | (6-3, 242, So.) | |
| | 10 Jimmy Johns | (6-2, 233, Jr.) | |
| WR | 22 DJ Hall | (6-2, 195, Sr.) | |
| | 11 Matt Caddell | (6-0, 187, Sr.) | |
| | 82 Earl Alexander | (6-5, 210, Fr.) | |
| WR | 80 Mike McCoy | (6-3, 199, So.) | |
| | 81 Keith Brown | (6-3, 194, Sr.) | |
| | 9 Nikita Stover | (6-0, 207, Jr.) | |
| DE | 92 Wallace Gilberry | (6-3, 267, Sr.) | |
| | 96 Luther Davis | (6-4, 275, Fr.) | |
| NG | 97 Lorenzo Washington | (6-4, 283, So.) | |
| | 66 Brian Motley | (6-2, 280, Fr.) | |
| DE | 95 Brandon Deaderick | (6-4, 286, So.) | |
| -or- | 93 Bobby Greenwood | (6-5, 267, Jr.) | |
| SAM | 47 Ezekial Knight | (6-4, 235, Jr.) | |
| | 55 Chavis Williams | (6-4, 214, Fr.) | |
| MIKE | 25 Rolando McClain | (6-4, 255, Fr.) | |
| | 21 Prince Hall | (5-11, 235, So.) | |
| WILL | 57 Darren Mustin | (6-2, 235, Sr.) | |
| | 44 DeMarcus Waldrop | (5-11, 203, So.) | |
| | 6 Marcel Stamps | (6-2, 198, Sr.) | |
| JACK | 94 Keith Saunders | (6-4, 251, Sr.) | |
| | 98 Brandon Fanney | (6-4, 241, So.) | |
| LCB | 2 Simeon Castille | (6-1, 193, Sr.) | |
| | 36 Eric Gray | (6-0, 195, Sr.) | |
| SS | 20 Marcus Carter | (6-0, 205, Sr.) | |
| | 26 Ali Sharrief | (5-9, 197, So.) | |
| FS | 49 Rashad Johnson | (6-0, 187, Jr.) | |
| | 28 Javier Arenas | (5-9, 193, So.) | |
| RCB | 3 Kareem Jackson | (5-11, 185, Fr.) | |
| | 16 Lionel Mitchell | (6-2, 182, Jr.) | |
| KO | 99 Leigh Tiffin | (6-1, 198, So.) | |
| | 86 Jamie Christensen | (6-0, 177, Sr.) | |
| PK | 99 Leigh Tiffin | (6-1, 198, So.) | |
| | 86 Jamie Christensen | (6-0, 177, Sr.) | |
| P | 97 P.J. Fitzgerald | (5-11, 194, So.) | |
| | 99 Leigh Tiffin | (6-1, 198, So.) | |
| SN | 67 Brian Selman | (6-0, 218, Jr.) | |
| | 53 Paul Silvey | (5-11, 215, Fr.) | |
| HOLD | 97 P.J. Fitzgerald | (5-11, 194, So.) | |
| PR | 28 Javier Arenas | (5-9, 193, So.) | |
| | 30 Jonathan Lowe | (5-7, 184, Jr.) | |
| | 11 Matt Caddell | (6-0, 187, Sr.) | |
| KOR | 28 Javier Arenas | (5-9, 193, So.) | |
| | 30 Jonathan Lowe | (5-7, 184, Jr.) | |
| | 11 Matt Caddell | (6-0, 187, Sr.) | |

OFFENSE

22 GS; Named a 2nd Team Mid-Season All-American by Phil Steele; Started 22 straight 36 G, 25 GS; Played in 4th quarter at RT vs. Miss, Moved from RT to LT in the spring 43 G, 25 GS; Third Britt brother to start on OL; Brother Wesley is with the NE Patriots 24 G; 9 GS; Moved back into the starting lineup in the win over Tennessee 20 G; 4 GS; Has started the last four games at center; plays both C and G Redshirt freshman who has seen limited action this season 27 G, 21 GS; Started at right guard vs. Tennessee and LSU; had played guard and tackle 24 G; 9 GS; Moved back into the starting lineup in the win over Tennessee 24 G; 9 GS; Moved back into the starting lineup in the win over Tennessee 36 G, 25 GS; Played in 4th quarter at RT vs. Miss, Moved from RT to LT in the spring 34 G, 21 GS; 2 receptions for 25 yards vs. LSU; 2 TD and a 2-pt conversion in 2007 34 G, 20 GS; Started last 2 games as UA opened in 2 TE; 3 catches for 21 yards vs. UT 8 G, 1 GS; Started in 3 tight end set at Vandy; Redshirted in 2006 22 GS; 12-10 as a starter; 32-46 for a career-high 363 yards w/3 TD and 0 INT vs. UT 2 G; Completed 8-9 for 73 yds (1 TD) in UA debut against Western Carolina 12 G; 8 GS; Three-time SEC Freshman of the Week; 104 yards and a TD vs. Tennessee Backed up Terry Grant in the LSU game; led team with 31 rushing yards on 10 carries 8 G; Ran six times for 15 yards against UT; Carried five times for 39 yards at Ole Miss 17 G, 1 GS; 1st career start at Vandy; No career rushing attempts; 2 rec. for 8 yds Has played in all 9 games; Named special teams player of the week by Coaches (UT) 44 G, 39 GS; Set UA record with 13 catches vs. Tennessee for 185 yards, 2 TD 46 G; 5 GS; Caught 3 passes for 55 yards vs. LSU; 9-91 yards vs. Ark. including GW TD 9 G; Hauled in four passes (40 yards) in UA debut vs. Western Carolina 12 G; 8 GS; Has totaled 172 yards receiving on 24 catches with one TD 40 G, 19 GS; Recorded two touchdown passes against LSU (29 & 14 yards) 16 G; 23-yd TD vs. Houston; Recorded only career 100-yard game vs. Auburn (2006)

DEFENSE

46 G, 34 GS; Recorded 8 tackles (6 solo), career-high 3.0 sacks, 1 FF, 2 QBH vs. LSU 6 G; Made UA playing debut vs. Western Carolina (3 tackles; 1 TFL) 16 G; 9 GS; Recorded 5 tackles and a QB hurry against LSU 2 tackles vs. Ole Miss; Returned vs. FSU after missing first four games; former OL 16 G; 4 GS; Has started the last four games and recorded two sacks 33 G, 8 GS; Started 8 straight before missing Houston game (ankle); 2 tackles vs. UT 13 G, 6 GS; 2 tackles and an INT vs. LSU; also had INT at Ole Miss to set up GW FG Made Alabama debut in the 41-38 win over Arkansas; had 1 tackle against Tennessee 9 G; 7 GS; Started the first 5 and the last two; 7 tackles (5 solo) vs. LSU 21 G, 12 GS, 118 career tackles; 6 tackles in the win over Tennessee 18 G; 8 GS; Led team with 8 tackles in the win over Tennessee; 4 tackles, 1 TFL vs. LSU 46 G, 4 GS; Never missed a game at UA; Special teams player of game vs. Miss and UT 38 G; Recorded 16 tackles and one blocked punt in UA career 39 G; 14 GS; Had 1 tackle and 1 PBU vs. Tennessee; Moved to linebacker this season 10 G; Recorded five tackles in season opener vs. Western Carolina; 1 tackle vs. Houston 46 G, 25 GS; Had 12th career INT vs. Miss; Game-winning INT in endzone vs. Houston 34 G, 2 GS; 2 tackles (solo) vs. LSU; 11 tackles and 2 PBU in 2006 44 G, 18 GS; 5 tackles vs. LSU and a PBU; 6 tackles at Ole Miss 22 G; 4 solo tackles, 1 TFL vs. LSU; Switched to defense in spring; Played RB in 2006 32 G; 13 GS; Tied for 1st in SEC with 5 INT, leads team with 64 tackles 21 G; Started as UA went with 5 DB vs. LSU and had 4 tackles, 1 TFL and a PBU 9 G; 8 GS; 51-yard INT return and a FG block vs. LSU; 6 tackles, 1 TFL & 2 INT vs. UT 24 G; 10 GS; 6 tackles & 1 INT vs. Georgia; 52 tackles and 5 INTs in UA career

SPECIAL TEAMS

Has 57 career kickoffs at Alabama; 54 this season with 3 touchbacks Started the Tennessee game with a successful onside kick 25-36 FGs; 42-43 PATs in career; Went 4-5 on field goals vs. UT; 2-2 vs. LSU Slowed by a groin injury through the first part of the year; 29-42 career FG 22 G; Starting punter for second straight year; 15 of 47 punts inside the 20 Has not punted this season 10 G; Handled all snaps in first 9 games of 2007; Made UA debut vs. FIU (2006) True freshman who has not played this season UA holder for second straight year 22 G; SEC Specialist of Week vs. Ole Miss and LSU; 61-yd punt return for TD vs. LSU Made UA debut against Western Carolina; 1 return on the season for 23 yards 46 G; 5 GS; Did not have a punt return vs. UT with Lowe out of the lineup 22 G; Had 237 all-purpose yards vs. LSU (3-69 PR and 8-168 KOR) 9 KO returns for 158 yards (17.6 avg); missed the UT game with an ankle injury 45 G; 5 GS; Brought back 2 kickoff returns for a total of 27 yards against Tennessee

2007 Alabama Football Game-By-Game Starters

OFFENSE

| GAME | LT | LG | C | RG | RT | TE | QB | RB | FB | WR | WR | OTHER |
|-------------|-------|----------|----------|----------|---------|--------|--------|--------|-------|-------------|-----------|--------------|
| W Carolina | Smith | Britt | Caldwell | M. Davis | Johnson | Walker | Wilson | Grant | -- | Hall | McCoy | Caddell (WR) |
| at Vandy | Smith | Britt | Caldwell | M. Davis | Johnson | Walker | Wilson | Grant | Huber | McCall (TE) | Dial (TE) | |
| Arkansas | Smith | Britt | Caldwell | M. Davis | Johnson | Walker | Wilson | Grant | -- | Hall | McCoy | McCall (TE) |
| Georgia | Smith | Britt | Caldwell | M. Davis | Johnson | Walker | Wilson | Grant | -- | Hall | McCoy | Caddell |
| FSU | Smith | Britt | Caldwell | M. Davis | Johnson | Walker | Wilson | Grant | -- | Hall | McCoy | McCall (TE) |
| Houston | Smith | Britt | Cardwell | Caldwell | Johnson | Walker | Wilson | Coffee | -- | Hall | McCoy | McCall (TE) |
| at Ole Miss | Smith | Caldwell | Cardwell | M. Davis | Johnson | Walker | Wilson | Grant | | Hall | McCoy | Caddell (WR) |
| Tennessee | Smith | Britt | Cardwell | Stabler | Johnson | Walker | Wilson | Grant | | Hall | McCoy | Caddell (WR) |
| LSU | Smith | Britt | Cardwell | Stabler | Johnson | Walker | Wilson | Grant | | Hall | McCoy | McCall (TE) |
| at MSU | | | | | | | | | | | | |
| UL Monroe | | | | | | | | | | | | |
| at Auburn | | | | | | | | | | | | |

DEFENSE

| GAME | DE | NG | DE | SAM | MIKE | WILL | JACK | LCB | SS | FS | RCB | OTHER |
|-------------|----------|------------|-----------|--------|---------|---------|----------|----------|--------|---------|----------|---------------|
| W. Carolina | Gilberry | Washington | Greenwood | -- | McClain | Mustin | Saunders | Castille | Carter | Johnson | Mitchell | Jackson (DB) |
| at Vandy | Gilberry | Washington | Greenwood | Knight | McClain | Mustin | -- | Castille | Carter | Johnson | Mitchell | Jackson (DB) |
| Arkansas | Gilberry | Washington | Greenwood | Knight | McClain | Mustin | Saunders | Castille | Carter | Johnson | Mitchell | |
| Georgia | Gilberry | Washington | Greenwood | Knight | McClain | P. Hall | -- | Castille | Carter | Johnson | Mitchell | Jackson (DB) |
| FSU | Gilberry | Washington | Greenwood | Knight | McClain | Mustin | Saunders | Castille | Carter | Johnson | Jackson | |
| Houston | Gilberry | Washington | Deaderick | Knight | | Mustin | Saunders | Castille | Carter | Johnson | Jackson | Mitchell (DB) |
| at Ole Miss | Gilberry | Washington | Deaderick | Knight | P. Hall | Mustin | -- | Castille | Carter | Johnson | Jackson | Mitchell (DB) |
| Tennessee | Gilberry | Washington | Deaderick | Knight | McClain | Mustin | -- | Castille | Carter | Johnson | Jackson | Mitchell (DB) |
| LSU | Gilberry | Washington | Deaderick | Knight | McClain | Mustin | Saunders | Castille | Carter | Johnson | Jackson | |
| at MSU | | | | | | | | | | | | |
| UL Monroe | | | | | | | | | | | | |
| Auburn | | | | | | | | | | | | |

Alabama Starters Notes:

*Alabama started five defensive backs against Western Carolina, Vanderbilt, Georgia, Houston, Ole Miss and Tennessee.

*Alabama started three tight ends and one fullback against Vanderbilt when the UA offense took over first-and-goal at the 1-yard line following a 65-yard punt return.

Alabama Player Game-By-Game Statistics

28 JAVIER ARENAS, PR/KR
So., Tampa, Fla., 1VL

Punt Returns

2006 Season

| Date | Opponent | PR-Yards-TD |
|----------|----------------------------|-------------|
| Sept. 2 | Hawaii | 0-0-0 |
| Sept. 9 | Vanderbilt | 0-0-0 |
| Sept. 16 | Louisiana Monroe | 3-16-0 |
| Sept. 23 | at Arkansas | 1-24-0 |
| Sept. 30 | at Florida | 3-6-0 |
| Oct. 7 | Duke | 2-8-0 |
| Oct. 14 | Ole Miss | 3-15-0 |
| Oct. 21 | at Tennessee | 3-14-0 |
| Oct. 28 | Florida International | 5-81-1 |
| Nov. 4 | Mississippi State | 4-3-0 |
| Nov. 11 | at LSU | 3-12-0 |
| Nov. 18 | Auburn | 3-21-0 |
| Dec. 28 | Oklahoma State (Indy Bowl) | 1-86-1 |

2007 Season

| Date | Opponent | PR-Yards-TD |
|----------|----------------------|-------------|
| Sept. 1 | Western Carolina | 2-13-0 |
| Sept. 8 | at Vanderbilt | 3-79-0 |
| Sept. 15 | Arkansas | 6-79-0 |
| Sept. 22 | Georgia | 1-9-0 |
| Sept. 29 | Florida State | 0-0-0 |
| Oct. 6 | Houston | 2-6-0 |
| Oct. 13 | at Ole Miss | 2-71-0 |
| Oct. 20 | Tennessee | 1-62-0 |
| Nov. 3 | LSU | 3-69-1 |
| Nov. 10 | at Mississippi State | |
| Nov. 17 | UL Monroe | |
| Nov. 24 | at Auburn | |

Areans - Kickoff Returns

2006 Season

| Date | Opponent | KOR-Yards-TD |
|----------|----------------------------|--------------|
| Sept. 2 | Hawaii | 4-87-0 |
| Sept. 9 | Vanderbilt | 1-18-0 |
| Sept. 16 | Louisiana Monroe | 1-27-0 |
| Sept. 23 | at Arkansas | 1-23-0 |
| Sept. 30 | at Florida | 2-38-0 |
| Oct. 7 | Duke | 0-0-0 |
| Oct. 14 | Ole Miss | 2-44-0 |
| Oct. 21 | at Tennessee | 1-19-0 |
| Oct. 28 | Florida International | 0-0-0 |
| Nov. 4 | Mississippi State | 3-42-0 |
| Nov. 11 | at LSU | 3-56-0 |
| Nov. 18 | Auburn | 0-0-0 |
| Dec. 28 | Oklahoma State (Indy Bowl) | 0-(-10)-0 |

2007 Season

| Date | Opponent | KOR-Yards-TD |
|----------|----------------------|--------------|
| Sept. 1 | Western Carolina | 2-75-0 |
| Sept. 8 | at Vanderbilt | 3-59-0 |
| Sept. 15 | Arkansas | 1-34-0 |
| Sept. 22 | Georgia | 2-32-0 |
| Sept. 29 | Florida State | 1-9-0 |
| Oct. 6 | Houston | 1-15-0 |
| Oct. 13 | at Ole Miss | 4-93-0 |
| Oct. 20 | Tennessee | 1-62-0 |
| Nov. 3 | LSU | 8-168-0 |
| Nov. 10 | at Mississippi State | |
| Nov. 17 | UL Monroe | |
| Nov. 24 | at Auburn | |

Arenas - All-Purpose Yards

2006 Season

| Date | Opponent | Yards |
|----------|----------------------------|-------|
| Sept. 2 | Hawaii | 87 |
| Sept. 9 | Vanderbilt | 18 |
| Sept. 16 | Louisiana Monroe | 43 |
| Sept. 23 | at Arkansas | 47 |
| Sept. 30 | at Florida | 44 |
| Oct. 7 | Duke | 8 |
| Oct. 14 | Ole Miss | 59 |
| Oct. 21 | at Tennessee | 33 |
| Oct. 28 | Florida International | 81 |
| Nov. 4 | Mississippi State | 45 |
| Nov. 11 | at LSU | 68 |
| Nov. 18 | Auburn | 21 |
| Dec. 28 | Oklahoma State (Indy Bowl) | 76 |

2007 Season

| Date | Opponent | Yards |
|----------|----------------------|-------|
| Sept. 1 | Western Carolina | 88 |
| Sept. 8 | at Vanderbilt | 138 |
| Sept. 15 | Arkansas | 113 |
| Sept. 22 | Georgia | 41 |
| Sept. 29 | Florida State | 9 |
| Oct. 6 | Houston | 21 |
| Oct. 13 | at Ole Miss | 89 |
| Oct. 20 | Tennessee | 62 |
| Nov. 3 | LSU | 237 |
| Nov. 10 | at Mississippi State | |
| Nov. 17 | UL Monroe | |
| Nov. 24 | at Auburn | |

81 KEITH BROWN, WR
Jr., Pensacola, Fla., 3VL

2004 Season

| Date | Opponent | Rec-Yds-TD |
|----------|-----------------------------|---------------|
| Sept. 4 | Utah State | 4-91-1 |
| Sept. 11 | Ole Miss | 3-35-0 |
| Sept. 18 | Western Carolina | DNP |
| Sept. 25 | at Arkansas | 0-0-0 |
| Oct. 2 | South Carolina | 1-12-0 |
| Oct. 9 | at Kentucky | DNP - Injured |
| Oct. 16 | Southern Mississippi | 0-0-0 |
| Oct. 23 | at Tennessee | 1-6-0 |
| Nov. 6 | Mississippi State | 3-51-0 |
| Nov. 13 | at LSU | 0-0-0 |
| Nov. 20 | Auburn | 2-44-0 |
| Dec. 31 | Minnesota (Music City Bowl) | 3-56-0 |

2005 Season

| Date | Opponent | Rec-Yds-TD |
|----------|--------------------------|---------------|
| Sept. 3 | Middle Tennessee | 5-84-0 |
| Sept. 10 | Southern Mississippi | 1-11-0 |
| Sept. 17 | at South Carolina | 3-91-2 |
| Sept. 24 | Arkansas | 0-0-0 |
| Oct. 1 | Florida | 2-83-1 |
| Oct. 15 | at Ole Miss | 6-79-0 |
| Oct. 22 | Tennessee | 4-38-0 |
| Oct. 29 | Utah State | DNP - Injured |
| Nov. 5 | at Mississippi State | 3-65-0 |
| Nov. 12 | LSU | 4-48-0 |
| Nov. 19 | Auburn | 1-2-0 |
| Jan. 2 | Texas Tech (Cotton Bowl) | 5-141-1 |

2006 Season

| Date | Opponent | Rec-Yds-TD |
|----------|----------------------------|---------------|
| Sept. 2 | Hawaii | 6-132-1 |
| Sept. 9 | Vanderbilt | 8-99-0 |
| Sept. 16 | Louisiana Monroe | 5-82-0 |
| Sept. 23 | at Arkansas | 7-97-1 |
| Sept. 30 | at Florida | 4-36-0 |
| Oct. 7 | Duke | 6-57-1 |
| Oct. 14 | Ole Miss | 1-10-0 |
| Oct. 21 | at Tennessee | DNP - Injured |
| Oct. 28 | Florida International | DNP - Injured |
| Nov. 4 | Mississippi State | 0-0-0 |
| Nov. 11 | at LSU | 3-31-0 |
| Nov. 18 | Auburn | 3-39-0 |
| Dec. 28 | Oklahoma State (Indy Bowl) | 1-7-0 |

2007 Season

| Date | Opponent | Rec-Yds-TD |
|----------|----------------------|------------|
| Sept. 1 | Western Carolina | DNP |
| Sept. 8 | at Vanderbilt | 0-0-0 |
| Sept. 15 | Arkansas | 2-18-0 |
| Sept. 22 | Georgia | 3-73-0 |
| Sept. 29 | Florida State | 3-34-1 |
| Oct. 6 | Houston | 0-0-0 |
| Oct. 13 | at Ole Miss | 1-15-0 |
| Oct. 20 | Tennessee | 1-10-0 |
| Nov. 3 | LSU | 2-43-2 |
| Nov. 10 | at Mississippi State | |
| Nov. 17 | UL Monroe | |
| Nov. 24 | at Auburn | |

Alabama Player Game-By-Game Statistics

11 MATT CADELLE, WR
Sr., McCalla, Ala., 3VL

2004 Season

| Date | Opponent | Rec-Yds-TD |
|----------|-----------------------------|------------|
| Sept. 4 | Utah State | 1-8-0 |
| Sept. 11 | Ole Miss | 2-40-0 |
| Sept. 18 | Western Carolina | 2-57-1 |
| Sept. 25 | at Arkansas | 0-0-0 |
| Oct. 2 | South Carolina | 0-0-0 |
| Oct. 9 | at Kentucky | 2-37-0 |
| Oct. 16 | Southern Mississippi | 1-26-0 |
| Oct. 23 | at Tennessee | 0-0-0 |
| Nov. 6 | Mississippi State | 0-0-0 |
| Nov. 13 | at LSU | 2-66-0 |
| Nov. 20 | Auburn | 4-76-0 |
| Dec. 31 | Minnesota (Music City Bowl) | 3-21-0 |

2005 Season

| Date | Opponent | Rec-Yds-TD |
|----------|--------------------------|------------|
| Sept. 3 | Middle Tennessee | 3-50-0 |
| Sept. 10 | Southern Mississippi | 1-17-0 |
| Sept. 17 | at South Carolina | 0-0-0 |
| Sept. 24 | Arkansas | 1-16-0 |
| Oct. 1 | Florida | 0-0-0 |
| Oct. 15 | at Ole Miss | 1-9-0 |
| Oct. 22 | Tennessee | 0-0-0 |
| Oct. 29 | Utah State | 1-13-0 |
| Nov. 5 | at Mississippi State | 0-0-0 |
| Nov. 12 | LSU | 1-2-0 |
| Nov. 19 | Auburn | 2-9-0 |
| Jan. 2 | Texas Tech (Cotton Bowl) | 3-63-0 |

2006 Season

| Date | Opponent | Rec-Yds-TD |
|----------|----------------------------|------------|
| Sept. 2 | Hawaii | 3-24-0 |
| Sept. 9 | Vanderbilt | 1-15-0 |
| Sept. 16 | Louisiana Monroe | 1-6-0 |
| Sept. 23 | at Arkansas | 0-0-0 |
| Sept. 30 | at Florida | 2-20-0 |
| Oct. 7 | Duke | 0-0-0 |
| Oct. 14 | Ole Miss | 0-0-0 |
| Oct. 21 | at Tennessee | 0-0-0 |
| Oct. 28 | Florida International | 3-27-1 |
| Nov. 4 | Mississippi State | 0-0-0 |
| Nov. 11 | at LSU | 2-14-0 |
| Nov. 18 | Auburn | 1-9-0 |
| Dec. 28 | Oklahoma State (Indy Bowl) | 3-33-1 |

2007 Season

| Date | Opponent | Rec-Yds-TD |
|----------|----------------------|------------|
| Sept. 1 | Western Carolina | 0-0-0 |
| Sept. 8 | at Vanderbilt | 0-0-0 |
| Sept. 15 | Arkansas | 9-91-1 |
| Sept. 22 | Georgia | 1-5-0 |
| Sept. 29 | Florida State | 5-41-0 |
| Oct. 6 | Houston | 1-13-0 |
| Oct. 13 | at Ole Miss | 7-49-0 |
| Oct. 20 | Tennessee | 4-58-0 |
| Nov. 3 | LSU | 3-55-0 |
| Nov. 10 | at Mississippi State | |
| Nov. 17 | UL Monroe | |
| Nov. 24 | at Auburn | |

20 MARCUS CARTER, DB
Sr., Fort Payne, Ala., 3VL

2004 Season

| Date | Opponent | Solo-Assist-Total |
|----------|-----------------------------|-------------------|
| Sept. 4 | Utah State | 0-0-0 |
| Sept. 11 | Ole Miss | 0-0-0 |
| Sept. 18 | Western Carolina | 0-0-0 |
| Sept. 25 | at Arkansas | 0-0-0 |
| Oct. 2 | South Carolina | 0-0-0 |
| Oct. 9 | at Kentucky | 0-0-0 |
| Oct. 16 | Southern Mississippi | 0-0-0 |
| Oct. 23 | at Tennessee | 0-0-0 |
| Nov. 6 | Mississippi State | DNP |
| Nov. 13 | at LSU | 1-0-1 |
| Nov. 20 | Auburn | 1-1-2 |
| Dec. 31 | Minnesota (Music City Bowl) | 2-1-3 |

2005 Season

| Date | Opponent | Solo-Assist-Total |
|----------|--------------------------|-------------------|
| Sept. 3 | Middle Tennessee | 0-0-0 |
| Sept. 10 | Southern Mississippi | 0-0-0 |
| Sept. 17 | at South Carolina | 0-0-0 |
| Sept. 24 | Arkansas | 0-0-0 |
| Oct. 1 | Florida | 0-0-0 |
| Oct. 15 | at Ole Miss | 0-0-0 |
| Oct. 22 | Tennessee | 0-0-0 |
| Oct. 29 | Utah State | 0-0-0 |
| Nov. 5 | at Mississippi State | 0-0-0 |
| Nov. 12 | LSU | 0-1-0 |
| Nov. 19 | Auburn | 0-0-0 |
| Jan. 2 | Texas Tech (Cotton Bowl) | 0-0-0 |

2006 Season

| Date | Opponent | Solo-Assist-Total |
|----------|----------------------------|-------------------|
| Sept. 2 | Hawaii | 4-2-6 |
| Sept. 9 | Vanderbilt | 1-1-2 |
| Sept. 16 | Louisiana Monroe | 2-1-3 |
| Sept. 23 | at Arkansas | 2-0-2 |
| Sept. 30 | at Florida | 0-0-0 |
| Oct. 7 | Duke | 1-0-1 |
| Oct. 14 | Ole Miss | 1-1-2 |
| Oct. 21 | at Tennessee | 1-2-3 |
| Oct. 28 | Florida International | 1-1-2 |
| Nov. 4 | Mississippi State | 3-0-3 |
| Nov. 11 | at LSU | 3-0-3 |
| Nov. 18 | Auburn | 1-2-3 |
| Dec. 28 | Oklahoma State (Indy Bowl) | 0-1-1 |

2007 Season

| Date | Opponent | Solo-Assist-Total |
|----------|----------------------|-------------------|
| Sept. 1 | Western Carolina | 1-2-3 |
| Sept. 8 | at Vanderbilt | 4-0-4 |
| Sept. 15 | Arkansas | 3-3-6 |
| Sept. 22 | Georgia | 4-0-0 |
| Sept. 29 | Florida State | 2-0-2 |
| Oct. 6 | Houston | 2-3-5 |
| Oct. 13 | at Ole Miss | 3-3-6 |
| Oct. 20 | Tennessee | 2-2-4 |
| Nov. 3 | LSU | 3-2-5 |
| Nov. 10 | at Mississippi State | |
| Nov. 17 | UL Monroe | |
| Nov. 24 | at Auburn | |

2 SIMEON CASTILLE, DB
Sr., Brimingham, Ala., 3VL

2004 Season

| Date | Opponent | Solo-Assist-Total |
|----------|-----------------------------|-------------------|
| Sept. 4 | Utah State | 3-0-3 |
| Sept. 11 | Ole Miss | 2-0-2 |
| Sept. 18 | Western Carolina | 0-1-1 |
| Sept. 25 | at Arkansas | DNP - Injured |
| Oct. 2 | South Carolina | 0-0-0 |
| Oct. 9 | at Kentucky | 1-0-1 |
| Oct. 16 | Southern Mississippi | 0-1-1 |
| Oct. 23 | at Tennessee | 0-0-0 |
| Nov. 6 | Mississippi State | 0-1-1 |
| Nov. 13 | at LSU | 1-2-3 |
| Nov. 20 | Auburn | 0-1-1 |
| Dec. 31 | Minnesota (Music City Bowl) | 0-1-1 |

2005 Season

| Date | Opponent | Solo-Assist-Total |
|----------|--------------------------|-------------------|
| Sept. 3 | Middle Tennessee | 2-1-3 |
| Sept. 10 | Southern Mississippi | 2-0-2 |
| Sept. 17 | at South Carolina | 2-1-3 |
| Sept. 24 | Arkansas | 3-4-7 |
| Oct. 1 | Florida | 1-0-1 |
| Oct. 15 | at Ole Miss | 1-0-1 |
| Oct. 22 | Tennessee | 1-1-2 |
| Oct. 29 | Utah State | 2-1-3 |
| Nov. 5 | at Mississippi State | 2-0-2 |
| Nov. 12 | LSU | 1-1-2 |
| Nov. 19 | Auburn | 0-2-2 |
| Jan. 2 | Texas Tech (Cotton Bowl) | DNP |

2006 Season

| Date | Opponent | Solo-Assist-Total |
|----------|----------------------------|-------------------|
| Sept. 2 | Hawaii | 3-0-3 |
| Sept. 9 | Vanderbilt | 1-3-4 |
| Sept. 16 | Louisiana Monroe | 3-2-5 |
| Sept. 23 | at Arkansas | 2-0-2 |
| Sept. 30 | at Florida | 4-1-5 |
| Oct. 7 | Duke | 3-3-6 |
| Oct. 14 | Ole Miss | 8-2-10 |
| Oct. 21 | at Tennessee | 6-4-10 |
| Oct. 28 | Florida International | 4-0-4 |
| Nov. 4 | Mississippi State | 3-2-5 |
| Nov. 11 | at LSU | 5-2-7 |
| Nov. 18 | Auburn | 3-1-4 |
| Dec. 28 | Oklahoma State (Indy Bowl) | |

2007 Season

| Date | Opponent | Solo-Assist-Total |
|----------|----------------------|-------------------|
| Sept. 1 | Western Carolina | 3-2-5 |
| Sept. 8 | at Vanderbilt | 4-0-4 |
| Sept. 15 | Arkansas | 4-3-7 |
| Sept. 22 | Georgia | 5-2-7 |
| Sept. 29 | Florida State | 1-1-2 |
| Oct. 6 | Houston | 3-3-6 |
| Oct. 13 | at Ole Miss | 5-2-7 |
| Oct. 20 | Tennessee | 2-2-4 |
| Nov. 3 | LSU | 3-1-4 |
| Nov. 10 | at Mississippi State | |
| Nov. 17 | UL Monroe | |
| Nov. 24 | at Auburn | |

Alabama Player Game-By-Game Statistics

38 GLEN COFFEE, RB So., Ft. Walton Beach, Fla., 1VL

2005 Season

| Date | Opponent | Rushes-Yards-TD |
|----------|--------------------------|-----------------|
| Sept. 3 | Middle Tennessee | 7-11-0 |
| Sept. 10 | Southern Mississippi | 3-10-0 |
| Sept. 17 | at South Carolina | 15-75-0 |
| Sept. 24 | Arkansas | 3-16-0 |
| Oct. 1 | Florida | 2-(-2)-0 |
| Oct. 15 | at Ole Miss | 1-0-0 |
| Oct. 22 | Tennessee | 2-5-0 |
| Oct. 29 | Utah State | 8-21-0 |
| Nov. 5 | at Mississippi State | 5-16-0 |
| Nov. 12 | LSU | 1-14-0 |
| Nov. 19 | Auburn | 1-13-0 |
| Jan. 2 | Texas Tech (Cotton Bowl) | 0-0-0 |

2007 Season

| Date | Opponent | Rushes-Yards-TD |
|----------|----------------------|-----------------|
| Sept. 1 | Western Carolina | 9-76-1 |
| Sept. 8 | at Vanderbilt | 11-48-0 |
| Sept. 15 | Arkansas | 7-34-1 |
| Sept. 22 | Georgia | 16-62-0 |
| Sept. 29 | Florida State | 5-31-0 |
| Oct. 6 | Houston | 30-121-1 |
| Oct. 13 | at Ole Miss | 12-41-1 |
| Oct. 20 | Tennessee | DNP |
| Nov. 3 | LSU | DNP |
| Nov. 10 | at Mississippi State | |
| Nov. 17 | UL Monroe | |
| Nov. 24 | at Auburn | |

COFFEE - RECEIVING

2005 Season

| Date | Opponent | Rec-Yards-TD |
|----------|--------------------------|--------------|
| Sept. 3 | Middle Tennessee | 1-8-0 |
| Sept. 10 | Southern Mississippi | 0-0-0 |
| Sept. 17 | at South Carolina | 0-0-0 |
| Sept. 24 | Arkansas | 0-0-0 |
| Oct. 1 | Florida | 1-(-5)-0 |
| Oct. 15 | at Ole Miss | 2-26-0 |
| Oct. 22 | Tennessee | 0-0-0 |
| Oct. 29 | Utah State | 2-18-1 |
| Nov. 5 | at Mississippi State | 0-0-0 |
| Nov. 12 | LSU | 1-40-0 |
| Nov. 19 | Auburn | 1-4-0 |
| Jan. 2 | Texas Tech (Cotton Bowl) | 0-0-0 |

2007 Season

| Date | Opponent | Rec-Yards-TD |
|----------|----------------------|--------------|
| Sept. 1 | Western Carolina | 1-32-0 |
| Sept. 8 | at Vanderbilt | 2-18-0 |
| Sept. 15 | Arkansas | 0-0-0 |
| Sept. 22 | Georgia | 0-0-0 |
| Sept. 29 | Florida State | 3-21-0 |
| Oct. 6 | Houston | 6-30-0 |
| Oct. 13 | at Ole Miss | 2-21-0 |
| Oct. 20 | Tennessee | DNP |
| Nov. 3 | LSU | DNP |
| Nov. 10 | at Mississippi State | |
| Nov. 17 | UL Monroe | |
| Nov. 24 | at Auburn | |

97 P.J. FITZGERALD, P So., Coral Springs, Fla., 1VL

2006 Season

| Date | Opponent | Punts-Yds-Avg-LG-I20 |
|----------|--------------------------|----------------------|
| Sept. 2 | Hawaii | 4-159-39.8-55-2 |
| Sept. 9 | Vanderbilt | 3-10-2-34.0-41-1 |
| Sept. 16 | Louisiana Monroe | 2-87-43.5-51-1 |
| Sept. 23 | at Arkansas | 3-115-38.3-43-0 |
| Sept. 30 | at Florida | 3-107-35.7-40-1 |
| Oct. 7 | Duke | 5-201-40.2-51-1 |
| Oct. 14 | Ole Miss | 3-110-36.7-44-1 |
| Oct. 21 | at Tennessee | 9-371-41.2-50-0 |
| Oct. 28 | Florida International | 6-209-34.8-4-5 |
| Nov. 4 | Mississippi State | 6-210-35.0-45-3 |
| Nov. 11 | at LSU | 4-150-37.5-49-1 |
| Nov. 18 | Auburn | 4-172-43.0-53-0 |
| Dec. 28 | Oklahoma St. (Indy Bowl) | 5-183-36.6-42-1 |

2007 Season

| Date | Opponent | Punts-Yds-Avg-LG-I20 |
|----------|----------------------|----------------------|
| Sept. 1 | Western Carolina | 1-40-40.0-40-0 |
| Sept. 8 | at Vanderbilt | 5-208-41.6-58-1 |
| Sept. 15 | Arkansas | 5-181-36.2-46-4 |
| Sept. 22 | Georgia | 7-270-38.6-46-2 |
| Sept. 29 | Florida State | 10-369-36.9-56-4 |
| Oct. 6 | Houston | 7-280-40.0-46-0 |
| Oct. 13 | at Ole Miss | 2-86-43.0-47-1 |
| Oct. 20 | Tennessee | 2-87-43.5-51-1 |
| Nov. 3 | LSU | 8-267-33.4-37-2 |
| Nov. 10 | at Mississippi State | |
| Nov. 17 | UL Monroe | |
| Nov. 24 | at Auburn | |

29 TERRY GRANT, RB RFr., Lumberton, Miss., RS

2006 Season

| Date | Opponent | Rushes-Yards-TD |
|----------|----------------------------|-----------------|
| Sept. 2 | Hawaii | 0-0-0 |
| Sept. 9 | Vanderbilt | 0-0-0 |
| Sept. 16 | Louisiana Monroe | 2-22-0 |
| Sept. 23 | at Arkansas | DNP - Injured |
| Sept. 30 | at Florida | DNP - Injured |
| Oct. 7 | Duke | DNP - Injured |
| Oct. 14 | Ole Miss | DNP - Injured |
| Oct. 21 | at Tennessee | DNP - Injured |
| Oct. 28 | Florida International | DNP - Injured |
| Nov. 4 | Mississippi State | DNP - Injured |
| Nov. 11 | at LSU | DNP - Injured |
| Nov. 18 | Auburn | DNP - Injured |
| Dec. 28 | Oklahoma State (Indy Bowl) | DNP - Injured |

2007 Season

| Date | Opponent | Rushes-Yards-TD |
|----------|----------------------|-----------------|
| Sept. 1 | Western Carolina | 18-134-3 |
| Sept. 8 | at Vanderbilt | 24-173-2 |
| Sept. 15 | Arkansas | 20-96-0 |
| Sept. 22 | Georgia | 11-80-0 |
| Sept. 29 | Florida State | 9-36-0 |
| Oct. 6 | Houston | 3-12-0 |
| Oct. 13 | at Ole Miss | 16-62-1 |
| Oct. 20 | Tennessee | 26-104-1 |
| Nov. 3 | LSU | 13-23-0 |
| Nov. 10 | at Mississippi State | |
| Nov. 17 | UL Monroe | |
| Nov. 24 | at Auburn | |

GRANT - RECEIVING

2007 Season

| Date | Opponent | Rec-Yards-TD |
|----------|----------------------|--------------|
| Sept. 1 | Western Carolina | 2-13-0 |
| Sept. 8 | at Vanderbilt | 3-26-0 |
| Sept. 15 | Arkansas | 0-0-0 |
| Sept. 22 | Georgia | 3-9-0 |
| Sept. 29 | Florida State | 3-38-0 |
| Oct. 6 | Houston | 1-6-0 |
| Oct. 13 | at Ole Miss | 0-0-0 |
| Oct. 20 | Tennessee | 6-31-1 |
| Nov. 3 | LSU | 3-29-0 |
| Nov. 10 | at Mississippi State | |
| Nov. 17 | UL Monroe | |
| Nov. 24 | at Auburn | |

Alabama Player Game-By-Game Statistics

92 WALLACE GILBERRY, DL Sr., Bay Minette, Ala., 3VL

2004 Season

| Date | Opponent | Solo-Assist-Total |
|----------|-----------------------------|-------------------|
| Sept. 4 | Utah State | 2-2-4 |
| Sept. 11 | Ole Miss | 0-1-1 |
| Sept. 18 | Western Carolina | 2-1-3 |
| Sept. 25 | at Arkansas | 0-0-0 |
| Oct. 2 | South Carolina | 0-2-2 |
| Oct. 9 | at Kentucky | 2-0-2 |
| Oct. 16 | Southern Mississippi | 1-1-2 |
| Oct. 23 | at Tennessee | 0-0-0 |
| Nov. 6 | Mississippi State | 3-2-5 |
| Nov. 13 | at LSU | 0-3-3 |
| Nov. 20 | Auburn | 1-1-2 |
| Dec. 31 | Minnesota (Music City Bowl) | 3-1-4 |

2005 Season

| Date | Opponent | Solo-Assist-Total |
|----------|--------------------------|-------------------|
| Sept. 3 | Middle Tennessee | 0-2-2 |
| Sept. 10 | Southern Mississippi | 1-2-3 |
| Sept. 17 | at South Carolina | 2-0-2 |
| Sept. 24 | Arkansas | 1-0-1 |
| Oct. 1 | Florida | 0-0-0 |
| Oct. 15 | at Ole Miss | 1-3-4 |
| Oct. 22 | Tennessee | 1-4-5 |
| Oct. 29 | Utah State | 1-1-2 |
| Nov. 5 | at Mississippi State | 2-0-2 |
| Nov. 12 | LSU | 2-5-7 |
| Nov. 19 | Auburn | 3-3-6 |
| Jan. 2 | Texas Tech (Cotton Bowl) | 2-1-3 |

2006 Season

| Date | Opponent | Solo-Assist-Total |
|----------|----------------------------|-------------------|
| Sept. 2 | Hawaii | 1-1-2 |
| Sept. 9 | Vanderbilt | 4-1-5 |
| Sept. 16 | Louisiana Monroe | 1-2-3 |
| Sept. 23 | at Arkansas | 3-2-5 |
| Sept. 30 | at Florida | 0-0-0 |
| Oct. 7 | Duke | 3-1-4 |
| Oct. 14 | Ole Miss | 1-2-3 |
| Oct. 21 | at Tennessee | 3-0-3 |
| Oct. 28 | Florida International | 1-1-2 |
| Nov. 4 | Mississippi State | 3-1-4 |
| Nov. 11 | at LSU | 0-3-3 |
| Nov. 18 | Auburn | 3-2-5 |
| Dec. 28 | Oklahoma State (Indy Bowl) | |

2007 Season

| Date | Opponent | Solo-Assist-Total |
|----------|----------------------|-------------------|
| Sept. 1 | Western Carolina | 1-1-2 |
| Sept. 8 | at Vanderbilt | 4-0-4 |
| Sept. 15 | Arkansas | 0-6-6 |
| Sept. 22 | Georgia | 3-3-6 |
| Sept. 29 | Florida State | 5-3-8 |
| Oct. 6 | Houston | 9-2-11 |
| Oct. 13 | at Ole Miss | 3-2-5 |
| Oct. 20 | Tennessee | 2-1-3 |
| Nov. 3 | LSU | 6-2-8 |
| Nov. 10 | at Mississippi State | |
| Nov. 17 | UL Monroe | |
| Nov. 24 | at Auburn | |

93 BOBBY GREENWOOD, DL Jr., Prattville, Ala., 2VL

2005 Season

| Date | Opponent | Solo-Assist-Total |
|----------|--------------------------|-------------------|
| Sept. 3 | Middle Tennessee | 0-1-1 |
| Sept. 10 | Southern Mississippi | 0-0-0 |
| Sept. 17 | at South Carolina | 0-0-0 |
| Sept. 24 | Arkansas | 1-0-1 |
| Oct. 1 | Florida | 1-1-2 |
| Oct. 15 | at Ole Miss | 1-0-1 |
| Oct. 22 | Tennessee | 0-1-1 |
| Oct. 29 | Utah State | 2-2-4 |
| Nov. 5 | at Mississippi State | 2-0-2 |
| Nov. 12 | LSU | 2-0-2 |
| Nov. 19 | Auburn | 0-0-0 |
| Jan. 2 | Texas Tech (Cotton Bowl) | 0-1-1 |

2006 Season

| Date | Opponent | Solo-Assist-Total |
|----------|----------------------------|-------------------|
| Sept. 2 | Hawaii | 0-0-0 |
| Sept. 9 | Vanderbilt | 0-0-0 |
| Sept. 16 | Louisiana Monroe | 1-1-2 |
| Sept. 23 | at Arkansas | 2-0-2 |
| Sept. 30 | at Florida | 1-0-1 |
| Oct. 7 | Duke | 1-1-2 |
| Oct. 14 | Ole Miss | 1-1-2 |
| Oct. 21 | at Tennessee | 1-2-3 |
| Oct. 28 | Florida International | 1-2-3 |
| Nov. 4 | Mississippi State | 1-2-3 |
| Nov. 11 | at LSU | 1-4-5 |
| Nov. 18 | Auburn | 1-0-1 |
| Dec. 28 | Oklahoma State (Indy Bowl) | 1-4-5 |

2007 Season

| Date | Opponent | Solo-Assist-Total |
|----------|----------------------|-------------------|
| Sept. 1 | Western Carolina | 1-1-2 |
| Sept. 8 | at Vanderbilt | 3-0-3 |
| Sept. 15 | Arkansas | 0-4-4 |
| Sept. 22 | Georgia | 0-2-2 |
| Sept. 29 | Florida State | 0-0-0 |
| Oct. 6 | Houston | DNP |
| Oct. 13 | at Ole Miss | 0-1-1 |
| Oct. 20 | Tennessee | 0-2-2 |
| Nov. 3 | LSU | 0-0-0 |
| Nov. 10 | at Mississippi State | |
| Nov. 17 | UL Monroe | |
| Nov. 24 | at Auburn | |

21 PRINCE HALL, LB So., Riverside, Calif., 1VL

2006 Season

| Date | Opponent | Solo-Assist-Total |
|----------|----------------------------|-------------------|
| Sept. 2 | Hawaii | 2-1-3 |
| Sept. 9 | Vanderbilt | 1-2-3 |
| Sept. 16 | Louisiana Monroe | 4-1-5 |
| Sept. 23 | at Arkansas | 3-0-3 |
| Sept. 30 | at Florida | 4-3-7 |
| Oct. 7 | Duke | 3-4-7 |
| Oct. 14 | Ole Miss | 7-1-8 |
| Oct. 21 | at Tennessee | 3-3-6 |
| Oct. 28 | Florida International | 2-0-2 |
| Nov. 4 | Mississippi State | 6-7-13 |
| Nov. 11 | at LSU | 3-6-9 |
| Nov. 18 | Auburn | 5-0-5 |
| Dec. 28 | Oklahoma State (Indy Bowl) | 3-3-6 |

2007 Season

| Date | Opponent | Solo-Assist-Total |
|----------|----------------------|-------------------|
| Sept. 1 | Western Carolina | DNP |
| Sept. 8 | at Vanderbilt | 1-0-1 |
| Sept. 15 | Arkansas | 2-2-4 |
| Sept. 22 | Georgia | 6-6-12 |
| Sept. 29 | Florida State | 0-1-1 |
| Oct. 6 | Houston | 5-3-8 |
| Oct. 13 | at Ole Miss | 3-4-7 |
| Oct. 20 | Tennessee | 2-4-6 |
| Nov. 3 | LSU | 2-0-2 |
| Nov. 10 | at Mississippi State | |
| Nov. 17 | UL Monroe | |
| Nov. 24 | at Auburn | |

Alabama Player Game-By-Game Statistics

22 DJ HALL, WR
Sr., Ft. Walton Beach, Fla., 3VL

2004 Season

| Date | Opponent | Rec-Yds-TD |
|----------|----------------------|------------|
| Sept. 4 | Utah State | 3-34-0 |
| Sept. 11 | Ole Miss | 0-0-0 |
| Sept. 18 | Western Carolina | 2-33-0 |
| Sept. 25 | at Arkansas | 1-8-0 |
| Oct. 2 | South Carolina | 1-8-0 |
| Oct. 9 | at Kentucky | 1-18-0 |
| Oct. 16 | Southern Mississippi | 0-0-0 |
| Oct. 23 | at Tennessee | 0-0-0 |
| Nov. 6 | Mississippi State | 1-13-0 |
| Nov. 13 | at LSU | 0-0-0 |
| Nov. 20 | Auburn | 3-21-1 |
| Dec. 31 | Minnesota | 5-51-0 |

2005 Season

| Date | Opponent | Rec-Yds-TD |
|----------|--------------------------|------------|
| Sept. 3 | Middle Tennessee | 1-6-0 |
| Sept. 10 | Southern Mississippi | 5-130-1 |
| Sept. 17 | at South Carolina | 3-41-0 |
| Sept. 24 | Arkansas | 3-54-2 |
| Oct. 1 | Florida | 0-0-0 |
| Oct. 15 | at Ole Miss | 1-10-0 |
| Oct. 22 | Tennessee | 10-139-0 |
| Oct. 29 | Utah State | 11-157-1 |
| Nov. 5 | at Mississippi State | 4-34-0 |
| Nov. 12 | LSU | 6-48-1 |
| Nov. 19 | Auburn | 4-57-0 |
| Jan. 2 | Texas Tech (Cotton Bowl) | DNP |

2006 Season

| Date | Opponent | Att-Yds-TD |
|----------|----------------------------|---------------|
| Sept. 2 | Hawaii | DNP - Injured |
| Sept. 9 | Vanderbilt | 4-56-1 |
| Sept. 16 | Louisiana Monroe | 1-43-1 |
| Sept. 23 | at Arkansas | 6-144-1 |
| Sept. 30 | at Florida | 6-117-0 |
| Oct. 7 | Duke | 7-124-1 |
| Oct. 14 | Ole Miss | 5-119-1 |
| Oct. 21 | at Tennessee | 7-102-0 |
| Oct. 28 | Florida International | 2-27-0 |
| Nov. 4 | Mississippi State | 10-125-0 |
| Nov. 11 | at LSU | 8-142-0 |
| Nov. 18 | Auburn | 1-15-0 |
| Dec. 28 | Oklahoma State (Indy Bowl) | |

2007 Season

| Date | Opponent | Solo-Assist-Total |
|----------|----------------------|-------------------|
| Sept. 1 | Western Carolina | 4-52-0 |
| Sept. 8 | at Vanderbilt | 3-67-0 |
| Sept. 15 | Arkansas | 6-172-2 |
| Sept. 22 | Georgia | 3-46-0 |
| Sept. 29 | Florida State | 7-83-1 |
| Oct. 6 | Houston | 3-19-0 |
| Oct. 13 | at Ole Miss | 11-140-0 |
| Oct. 20 | Tennessee | 13-185-2 |
| Nov. 3 | LSU | 2-76-1 |
| Nov. 10 | at Mississippi State | |
| Nov. 17 | UL Monroe | |
| Nov. 24 | at Auburn | |

10 JIMMY JOHNS, RB
So., Brookhaven, Miss., 1VL

2005 Season

| Date | Opponent | Rushes-Yds-TD |
|----------|--------------------------|---------------|
| Sept. 3 | Middle Tennessee | 5-35-0 |
| Sept. 10 | Southern Mississippi | 0-0-0 |
| Sept. 17 | at South Carolina | 3-13-0 |
| Sept. 24 | Arkansas | 0-0-0 |
| Oct. 1 | Florida | 8-17-0 |
| Oct. 15 | at Ole Miss | 0-0-0 |
| Oct. 22 | Tennessee | 0-0-0 |
| Oct. 29 | Utah State | 6-40-0 |
| Nov. 5 | at Mississippi State | 12-65-0 |
| Nov. 12 | LSU | 1-13-0 |
| Nov. 19 | Auburn | 0-0-0 |
| Jan. 2 | Texas Tech (Cotton Bowl) | 3-19-0 |

2006 Season

| Date | Opponent | Rushes-Yds-TD |
|----------|----------------------------|---------------|
| Sept. 2 | Hawaii | 8-58-0 |
| Sept. 9 | Vanderbilt | 7-37-0 |
| Sept. 16 | Louisiana Monroe | DNP |
| Sept. 23 | at Arkansas | 8-24-0 |
| Sept. 30 | at Florida | 4-14-0 |
| Oct. 7 | Duke | 5-9-1 |
| Oct. 14 | Ole Miss | 5-28-0 |
| Oct. 21 | at Tennessee | 3-37-0 |
| Oct. 28 | Florida International | 9-10-0 |
| Nov. 4 | Mississippi State | 1-1-0 |
| Nov. 11 | at LSU | 4-25-0 |
| Nov. 18 | Auburn | 5-11-0 |
| Dec. 28 | Oklahoma State (Indy Bowl) | 7-39-0 |

2007 Season

| Date | Opponent | Rushes-Yds-TD |
|----------|----------------------|---------------|
| Sept. 1 | Western Carolina | 8-31-1 |
| Sept. 8 | at Vanderbilt | 3-3-0 |
| Sept. 15 | Arkansas | 2-1-0 |
| Sept. 22 | Georgia | 0-0-0 |
| Sept. 29 | Florida State | 0-0-0 |
| Oct. 6 | Houston | 0-0-0 |
| Oct. 13 | at Ole Miss | 0-0-0 |
| Oct. 20 | Tennessee | 0-0-0 |
| Nov. 3 | LSU | 0-0-0 |
| Nov. 10 | at Mississippi State | |
| Nov. 17 | UL Monroe | |
| Nov. 24 | at Auburn | |

24 MARQUIS JOHNSON, DB
So., Sarasota, Fla., 1VL

2006 Season

| Date | Opponent | Solo-Assist-Total |
|----------|----------------------------|-------------------|
| Sept. 2 | Hawaii | 0-0-0 |
| Sept. 9 | Vanderbilt | 0-0-0 |
| Sept. 16 | Louisiana Monroe | 0-0-0 |
| Sept. 23 | at Arkansas | 0-0-0 |
| Sept. 30 | at Florida | 0-0-0 |
| Oct. 7 | Duke | 0-2-2 |
| Oct. 14 | Ole Miss | 0-0-0 |
| Oct. 21 | at Tennessee | 1-1-2 |
| Oct. 28 | Florida International | 0-1-1 |
| Nov. 4 | Mississippi State | 0-0-0 |
| Nov. 11 | at LSU | 0-1-1 |
| Nov. 18 | Auburn | 1-0-1 |
| Dec. 28 | Oklahoma State (Indy Bowl) | 0-0-0 |

2007 Season

| Date | Opponent | Solo-Assist-Total |
|----------|----------------------|-------------------|
| Sept. 1 | Western Carolina | 0-0-0 |
| Sept. 8 | at Vanderbilt | 1-0-1 |
| Sept. 15 | Arkansas | 0-1-1 |
| Sept. 22 | Georgia | 1-0-1 |
| Sept. 29 | Florida State | 1-0-1 |
| Oct. 6 | Houston | 0-0-0 |
| Oct. 13 | at Ole Miss | 0-0-0 |
| Oct. 20 | Tennessee | DNP |
| Nov. 3 | LSU | DNP |
| Nov. 10 | at Mississippi State | |
| Nov. 17 | UL Monroe | |
| Nov. 24 | at Auburn | |

Alabama Player Game-By-Game Statistics

49 RASHAD JOHNSON, DB Jr., Sulligent, Ala., 2VL

| 2005 Season | | |
|-------------|--------------------------|-------------------|
| Date | Opponent | Solo-Assist-Total |
| Sept. 3 | Middle Tennessee | 0-0-0 |
| Sept. 10 | Southern Mississippi | 1-1-2 |
| Sept. 17 | at South Carolina | 0-0-0 |
| Sept. 24 | Arkansas | 0-0-0 |
| Oct. 1 | Florida | 0-0-0 |
| Oct. 15 | at Ole Miss | 0-0-0 |
| Oct. 22 | Tennessee | 1-0-1 |
| Oct. 29 | Utah State | 1-0-1 |
| Nov. 5 | at Mississippi State | 0-0-0 |
| Nov. 12 | LSU | 1-1-2 |
| Nov. 19 | Auburn | 1-0-1 |
| Jan. 2 | Texas Tech (Cotton Bowl) | 0-1-1 |

| 2006 Season | | |
|-------------|----------------------------|-------------------|
| Date | Opponent | Solo-Assist-Total |
| Sept. 2 | Hawaii | 4-2-6 |
| Sept. 9 | Vanderbilt | 4-0-4 |
| Sept. 16 | Louisiana Monroe | 1-1-2 |
| Sept. 23 | at Arkansas | 3-0-3 |
| Sept. 30 | at Florida | 1-0-1 |
| Oct. 7 | Duke | 2-0-2 |
| Oct. 14 | Ole Miss | 2-1-3 |
| Oct. 21 | at Tennessee | 2-1-3 |
| Oct. 28 | Florida International | 0-1-1 |
| Nov. 4 | Mississippi State | 0-1-1 |
| Nov. 11 | at LSU | DNP - Injured |
| Nov. 18 | Auburn | DNP - Injured |
| Dec. 28 | Oklahoma State (Indy Bowl) | 3-4-7 |

| 2007 Season | | |
|-------------|----------------------|-------------------|
| Date | Opponent | Solo-Assist-Total |
| Sept. 1 | Western Carolina | 4-4-8 |
| Sept. 8 | at Vanderbilt | 1-1-2 |
| Sept. 15 | Arkansas | 5-3-8 |
| Sept. 22 | Georgia | 4-4-8 |
| Sept. 29 | Florida State | 3-3-6 |
| Oct. 6 | Houston | 5-4-9 |
| Oct. 13 | at Ole Miss | 6-3-9 |
| Oct. 20 | Tennessee | 3-2-5 |
| Nov. 3 | LSU | 7-2-9 |
| Nov. 10 | at Mississippi State | |
| Nov. 17 | UL Monroe | |
| Nov. 24 | at Auburn | |

47 EZEKIAL KNIGHT, LB Jr., Wedowee, Ala., 2VL

| 2004 Season | | |
|-------------|-----------------------------|-------------------|
| Date | Opponent | Solo-Assist-Total |
| Sept. 4 | Utah State | 2-0-2 |
| Sept. 11 | Ole Miss | 0-1-1 |
| Sept. 18 | Western Carolina | 0-1-1 |
| Sept. 25 | at Arkansas | 0-0-0 |
| Oct. 2 | South Carolina | 0-0-0 |
| Oct. 9 | at Kentucky | 1-0-1 |
| Oct. 16 | Southern Mississippi | 0-1-1 |
| Oct. 23 | at Tennessee | 0-0-0 |
| Nov. 6 | Mississippi State | 0-2-2 |
| Nov. 13 | at LSU | 1-0-1 |
| Nov. 20 | Auburn | 1-0-1 |
| Dec. 31 | Minnesota (Music City Bowl) | 0-0-0 |

| 2005 Season | | |
|-------------|--------------------------|-------------------|
| Date | Opponent | Solo-Assist-Total |
| Sept. 3 | Middle Tennessee | 0-1-1 |
| Sept. 10 | Southern Mississippi | 0-0-0 |
| Sept. 17 | at South Carolina | 1-0-1 |
| Sept. 24 | Arkansas | 1-0-1 |
| Oct. 1 | Florida | 0-0-0 |
| Oct. 15 | at Ole Miss | 0-0-0 |
| Oct. 22 | Tennessee | 0-0-0 |
| Oct. 29 | Utah State | 0-0-0 |
| Nov. 5 | at Mississippi State | 0-0-0 |
| Nov. 12 | LSU | 0-0-0 |
| Nov. 19 | Auburn | 1-0-1 |
| Jan. 2 | Texas Tech (Cotton Bowl) | 0-0-0 |

| 2006 Season | | |
|-------------|----------------------------|-------------------|
| Date | Opponent | Solo-Assist-Total |
| Sept. 2 | Hawaii | 3-0-3 |
| Sept. 9 | Vanderbilt | 0-0-0 |
| Sept. 16 | Louisiana Monroe | 0-0-0 |
| Sept. 23 | at Arkansas | 0-1-1 |
| Sept. 30 | at Florida | DNP- Injured |
| Oct. 7 | Duke | DNP- Injured |
| Oct. 14 | Ole Miss | DNP- Injured |
| Oct. 21 | at Tennessee | DNP- Injured |
| Oct. 28 | Florida International | DNP- Injured |
| Nov. 4 | Mississippi State | DNP- Injured |
| Nov. 11 | at LSU | DNP- Injured |
| Nov. 18 | Auburn | DNP- Injured |
| Dec. 28 | Oklahoma State (Indy Bowl) | DNP- Injured |

| 2007 Season | | |
|-------------|----------------------|-------------------|
| Date | Opponent | Solo-Assist-Total |
| Sept. 1 | Western Carolina | 2-2-4 |
| Sept. 8 | at Vanderbilt | 4-1-5 |
| Sept. 15 | Arkansas | 5-4-9 |
| Sept. 22 | Georgia | 1-4-5 |
| Sept. 29 | Florida State | 6-3-9 |
| Oct. 6 | Houston | 1-4-5 |
| Oct. 13 | at Ole Miss | 1-3-4 |
| Oct. 20 | Tennessee | 0-0-0 |
| Nov. 3 | LSU | 2-0-2 |
| Nov. 10 | at Mississippi State | |
| Nov. 17 | UL Monroe | |
| Nov. 24 | at Auburn | |

KNIGHT - RECEIVING

| 2004 Season | | |
|-------------|-----------------------------|--------------|
| Date | Opponent | Rec-Yards-TD |
| Sept. 4 | Utah State | 1-3-0 |
| Sept. 11 | Ole Miss | 0-0-0 |
| Sept. 18 | Western Carolina | 2-46-0 |
| Sept. 25 | at Arkansas | 0-0-0 |
| Oct. 2 | South Carolina | 1-4-0 |
| Oct. 9 | at Kentucky | 0-0-0 |
| Oct. 16 | Southern Mississippi | 0-0-0 |
| Oct. 23 | at Tennessee | 2-8-0 |
| Nov. 6 | Mississippi State | 1-9-0 |
| Nov. 13 | at LSU | 0-0-0 |
| Nov. 20 | Auburn | 1-18-0 |
| Dec. 31 | Minnesota (Music City Bowl) | 2-10-0 |

| 2005 Season | | |
|-------------|--------------------------|--------------|
| Date | Opponent | Rec-Yards-TD |
| Sept. 3 | Middle Tennessee | 2-21-0 |
| Sept. 10 | Southern Mississippi | 2-18-0 |
| Sept. 17 | at South Carolina | 1-3-0 |
| Sept. 24 | Arkansas | 0-0-0 |
| Oct. 1 | Florida | 0-0-0 |
| Oct. 15 | at Ole Miss | 1-16-0 |
| Oct. 22 | Tennessee | 0-0-0 |
| Oct. 29 | Utah State | 3-59-1 |
| Nov. 5 | at Mississippi State | 1-4-0 |
| Nov. 12 | LSU | 1-5-0 |
| Nov. 19 | Auburn | 0-0-0 |
| Jan. 2 | Texas Tech (Cotton Bowl) | 0-0-0 |

Alabama Player Game-By-Game Statistics

83 TRAVIS McCALL, TE
Jr., Prattville, Ala., 2VL

2005 Season

| Date | Opponent | Rec-Yards-TD |
|----------|--------------------------|--------------|
| Sept. 3 | Middle Tennessee | 0-0-0 |
| Sept. 10 | Southern Mississippi | 0-0-0 |
| Sept. 17 | at South Carolina | 0-0-0 |
| Sept. 24 | Arkansas | 0-0-0 |
| Oct. 1 | Florida | 0-0-0 |
| Oct. 15 | at Ole Miss | 0-0-0 |
| Oct. 22 | Tennessee | 0-0-0 |
| Oct. 29 | Utah State | 0-0-0 |
| Nov. 5 | at Mississippi State | 1-2-0 |
| Nov. 12 | LSU | 0-0-0 |
| Nov. 19 | Auburn | 1-19-0 |
| Jan. 2 | Texas Tech (Cotton Bowl) | 1-1-0 |

2006 Season

| Date | Opponent | Rec-Yards-TD |
|----------|----------------------------|--------------|
| Sept. 2 | Hawaii | 1-15-0 |
| Sept. 9 | Vanderbilt | 0-0-0 |
| Sept. 16 | Louisiana Monroe | 2-41-0 |
| Sept. 23 | at Arkansas | 0-0-0 |
| Sept. 30 | at Florida | 1-12-0 |
| Oct. 7 | Duke | 0-0-0 |
| Oct. 14 | Ole Miss | 0-0-0 |
| Oct. 21 | at Tennessee | 0-0-0 |
| Oct. 28 | Florida International | 0-0-0 |
| Nov. 4 | Mississippi State | 1-9-0 |
| Nov. 11 | at LSU | 1-8-0 |
| Nov. 18 | Auburn | 1-13-1 |
| Dec. 28 | Oklahoma State (Indy Bowl) | 1-7-0 |

2007 Season

| Date | Opponent | Rec-Yards-TD |
|----------|----------------------|--------------|
| Sept. 1 | Western Carolina | 1-8-0 |
| Sept. 8 | at Vanderbilt | 0-0-0 |
| Sept. 15 | Arkansas | 0-0-0 |
| Sept. 22 | Georgia | 0-0-0 |
| Sept. 29 | Florida State | 0-0-0 |
| Oct. 6 | Houston | 0-0-0 |
| Oct. 13 | at Ole Miss | 1-16-0 |
| Oct. 20 | Tennessee | 3-21-0 |
| Nov. 3 | LSU | 0-0-0 |
| Nov. 10 | at Mississippi State | |
| Nov. 17 | UL Monroe | |
| Nov. 24 | at Auburn | |

80 MIKE McCOY, WR
So., Rankin, Miss., 1VL

2006 Season

| Date | Opponent | Rec-Yards-TD |
|----------|----------------------------|--------------|
| Sept. 2 | Hawaii | 0-0-0 |
| Sept. 9 | Vanderbilt | DNP |
| Sept. 16 | Louisiana Monroe | DNP |
| Sept. 23 | at Arkansas | DNP |
| Sept. 30 | at Florida | DNP |
| Oct. 7 | Duke | DNP |
| Oct. 14 | Ole Miss | DNP |
| Oct. 21 | at Tennessee | 0-0-0 |
| Oct. 28 | Florida International | 0-0-0 |
| Nov. 4 | Mississippi State | DNP |
| Nov. 11 | at LSU | DNP |
| Nov. 18 | Auburn | DNP |
| Dec. 28 | Oklahoma State (Indy Bowl) | DNP |

2007 Season

| Date | Opponent | Rec-Yards-TD |
|----------|----------------------|--------------|
| Sept. 1 | Western Carolina | 2-25-0 |
| Sept. 8 | at Vanderbilt | 3-15-0 |
| Sept. 15 | Arkansas | 5-28-0 |
| Sept. 22 | Georgia | 6-47-0 |
| Sept. 29 | Florida State | 3-12-0 |
| Oct. 6 | Houston | 0-0-0 |
| Oct. 13 | at Ole Miss | 1-6-0 |
| Oct. 20 | Tennessee | 2-12-0 |
| Nov. 3 | LSU | 1-4-0 |
| Nov. 10 | at Mississippi State | |
| Nov. 17 | UL Monroe | |
| Nov. 24 | at Auburn | |

16 LIONEL MITCHELL, DB
Jr., Stone Mountain, Ga., 2VL

2005 Season

| Date | Opponent | Solo-Assist-Total |
|----------|--------------------------|-------------------|
| Sept. 3 | Middle Tennessee | 0-0-0 |
| Sept. 10 | Southern Mississippi | 0-0-0 |
| Sept. 17 | at South Carolina | 0-0-0 |
| Sept. 24 | Arkansas | 0-0-0 |
| Oct. 1 | Florida | 0-0-0 |
| Oct. 15 | at Ole Miss | DNP |
| Oct. 22 | Tennessee | DNP |
| Oct. 29 | Utah State | DNP |
| Nov. 5 | at Mississippi State | DNP |
| Nov. 12 | LSU | DNP |
| Nov. 19 | Auburn | DNP |
| Jan. 2 | Texas Tech (Cotton Bowl) | DNP |

2006 Season

| Date | Opponent | Solo-Assist-Total |
|----------|----------------------------|-------------------|
| Sept. 2 | Hawaii | 2-1-3 |
| Sept. 9 | Vanderbilt | 3-0-3 |
| Sept. 16 | Louisiana Monroe | 5-1-6 |
| Sept. 23 | at Arkansas | 3-1-4 |
| Sept. 30 | at Florida | 1-0-1 |
| Oct. 7 | Duke | 1-1-2 |
| Oct. 14 | Ole Miss | 1-3-4 |
| Oct. 21 | at Tennessee | 0-0-0 |
| Oct. 28 | Florida International | 0-0-0 |
| Nov. 4 | Mississippi State | 0-0-0 |
| Nov. 11 | at LSU | 1-0-1 |
| Nov. 18 | Auburn | 0-1-1 |
| Dec. 28 | Oklahoma State (Indy Bowl) | DNP |

2007 Season

| Date | Opponent | Solo-Assist-Total |
|----------|----------------------|-------------------|
| Sept. 1 | Western Carolina | 1-2-3 |
| Sept. 8 | at Vanderbilt | 4-1-5 |
| Sept. 15 | Arkansas | 3-0-3 |
| Sept. 22 | Georgia | 2-4-6 |
| Sept. 29 | Florida State | DNP |
| Oct. 6 | Houston | 2-1-3 |
| Oct. 13 | at Ole Miss | 3-0-3 |
| Oct. 20 | Tennessee | 2-0-2 |
| Nov. 3 | LSU | 0-0-0 |
| Nov. 10 | at Mississippi State | |
| Nov. 17 | UL Monroe | |
| Nov. 24 | at Auburn | |

Alabama Player Game-By-Game Statistics

57 DARREN MUSTIN, LB
Sr., Brentwood, Tenn., 1VL

2006 Season

| Date | Opponent | Solo-Assist-Total |
|----------|----------------------------|-------------------|
| Sept. 2 | Hawaii | DNP |
| Sept. 9 | Vanderbilt | DNP |
| Sept. 16 | Louisiana Monroe | 0-0-0 |
| Sept. 23 | at Arkansas | DNP |
| Sept. 30 | at Florida | 0-0-0 |
| Oct. 7 | Duke | 2-2-4 |
| Oct. 14 | Ole Miss | DNP |
| Oct. 21 | at Tennessee | 0-1-1 |
| Oct. 28 | Florida International | 1-0-1 |
| Nov. 4 | Mississippi State | 1-0-1 |
| Nov. 11 | at LSU | 0-0-0 |
| Nov. 18 | Auburn | 0-0-0 |
| Dec. 28 | Oklahoma State (Indy Bowl) | 0-0-0 |

2007 Season

| Date | Opponent | Solo-Assist-Total |
|----------|----------------------|-------------------|
| Sept. 1 | Western Carolina | 3-4-7 |
| Sept. 8 | at Vanderbilt | 4-2-6 |
| Sept. 15 | Arkansas | 4-1-5 |
| Sept. 22 | Georgia | DNP - Injured |
| Sept. 29 | Florida State | 1-3-4 |
| Oct. 6 | Houston | 3-0-3 |
| Oct. 13 | at Ole Miss | 6-1-7 |
| Oct. 20 | Tennessee | 5-3-8 |
| Nov. 3 | LSU | 2-2-4 |
| Nov. 10 | at Mississippi State | |
| Nov. 17 | UL Monroe | |
| Nov. 24 | at Auburn | |

7 WILL OAKLEY, WR
Jr., St. Augenstine, Fla., 2VL

2005 Season

| Date | Opponent | Rec-Yards-TD |
|----------|--------------------------|--------------|
| Sept. 3 | Middle Tennessee | DNP |
| Sept. 10 | Southern Mississippi | DNP |
| Sept. 17 | at South Carolina | 0-0-0 |
| Sept. 24 | Arkansas | DNP |
| Oct. 1 | Florida | 0-0-0 |
| Oct. 15 | at Ole Miss | DNP |
| Oct. 22 | Tennessee | DNP |
| Oct. 29 | Utah State | 0-0-0 |
| Nov. 5 | at Mississippi State | 0-0-0 |
| Nov. 12 | LSU | DNP |
| Nov. 19 | Auburn | DNP |
| Jan. 2 | Texas Tech (Cotton Bowl) | 0-0-0 |

2006 Season

| Date | Opponent | Att-Yards-TD |
|----------|----------------------------|--------------|
| Sept. 2 | Hawaii | 2-25-0 |
| Sept. 9 | Vanderbilt | 0-0-0 |
| Sept. 16 | Louisiana Monroe | 1-10-0 |
| Sept. 23 | at Arkansas | 0-0-0 |
| Sept. 30 | at Florida | 0-0-0 |
| Oct. 7 | Duke | 0-0-0 |
| Oct. 14 | Ole Miss | 3-33-0 |
| Oct. 21 | at Tennessee | 4-28-0 |
| Oct. 28 | Florida International | 1-24-0 |
| Nov. 4 | Mississippi State | 1-11-0 |
| Nov. 11 | at LSU | 4-51-0 |
| Nov. 18 | Auburn | 1-35-0 |
| Dec. 28 | Oklahoma State (Indy Bowl) | 1-6-0 |

2007 Season

| Date | Opponent | Solo-Assist-Total |
|----------|----------------------|-------------------|
| Sept. 1 | Western Carolina | 0-0-0 |
| Sept. 8 | at Vanderbilt | 0-0-0 |
| Sept. 15 | Arkansas | 1-16-0 |
| Sept. 22 | Georgia | 0-0-0 |
| Sept. 29 | Florida State | 0-0-0 |
| Oct. 6 | Houston | 0-0-0 |
| Oct. 13 | at Ole Miss | 0-0-0 |
| Oct. 20 | Tennessee | 0-0-0 |
| Nov. 3 | LSU | DNP |
| Nov. 10 | at Mississippi State | |
| Nov. 17 | UL Monroe | |
| Nov. 24 | at Auburn | |

96 KEITH SAUNDERS, LB
Sr., Willingboro, N.J., 3VL

2004 Season

| Date | Opponent | Solo-Assist-Total |
|----------|-----------------------------|-------------------|
| Sept. 4 | Utah State | 0-0-0 |
| Sept. 11 | Ole Miss | DNP |
| Sept. 18 | Western Carolina | 0-0-0 |
| Sept. 25 | at Arkansas | DNP |
| Oct. 2 | South Carolina | DNP |
| Oct. 9 | at Kentucky | 0-0-0 |
| Oct. 16 | Southern Mississippi | 0-0-0 |
| Oct. 23 | at Tennessee | DNP |
| Nov. 6 | Mississippi State | DNP |
| Nov. 13 | at LSU | DNP |
| Nov. 20 | Auburn | DNP |
| Dec. 31 | Minnesota (Music City Bowl) | 0-0-0 |

2005 Season

| Date | Opponent | Solo-Assist-Total |
|----------|--------------------------|-------------------|
| Sept. 3 | Middle Tennessee | 0-1-1 |
| Sept. 10 | Southern Mississippi | 0-0-0 |
| Sept. 17 | at South Carolina | 1-0-1 |
| Sept. 24 | Arkansas | 0-1-1 |
| Oct. 1 | Florida | 1-1-2 |
| Oct. 15 | at Ole Miss | 0-1-1 |
| Oct. 22 | Tennessee | 0-1-1 |
| Oct. 29 | Utah State | 0-1-1 |
| Nov. 5 | at Mississippi State | 0-0-0 |
| Nov. 12 | LSU | 0-0-0 |
| Nov. 19 | Auburn | 1-1-2 |
| Jan. 2 | Texas Tech (Cotton Bowl) | 0-1-1 |

2006 Season

| Date | Opponent | Solo-Assist-Total |
|----------|----------------------------|-------------------|
| Sept. 2 | Hawaii | 0-0-0 |
| Sept. 9 | Vanderbilt | 0-1-1 |
| Sept. 16 | Louisiana Monroe | 2-0-2 |
| Sept. 23 | at Arkansas | 1-2-3 |
| Sept. 30 | at Florida | 1-2-3 |
| Oct. 7 | Duke | 2-1-3 |
| Oct. 14 | Ole Miss | 0-0-0 |
| Oct. 21 | at Tennessee | 0-0-0 |
| Oct. 28 | Florida International | 1-1-2 |
| Nov. 4 | Mississippi State | 0-0-0 |
| Nov. 11 | at LSU | 0-0-0 |
| Nov. 18 | Auburn | 0-0-0 |
| Dec. 28 | Oklahoma State (Indy Bowl) | 0-0-0 |

2007 Season

| Date | Opponent | Solo-Assist-Total |
|----------|----------------------|-------------------|
| Sept. 1 | Western Carolina | 1-4-5 |
| Sept. 8 | at Vanderbilt | 1-1-2 |
| Sept. 15 | Arkansas | 6-4-10 |
| Sept. 22 | Georgia | 2-2-4 |
| Sept. 29 | Florida State | 0-1-1 |
| Oct. 6 | Houston | 1-1-2 |
| Oct. 13 | at Ole Miss | 1-0-1 |
| Oct. 20 | Tennessee | 0-1-1 |
| Nov. 3 | LSU | 0-1-1 |
| Nov. 10 | at Mississippi State | |
| Nov. 17 | UL Monroe | |
| Nov. 24 | at Auburn | |

Alabama Player Game-By-Game Statistics

9 NIKITA STOVER, WR Jr., Hartselle, Ala., 1VL

2006 Season

| Date | Opponent | Rec-Yards-TD |
|----------|----------------------------|--------------|
| Sept. 2 | Hawaii | DNP |
| Sept. 9 | Vanderbilt | 1-36-0 |
| Sept. 16 | Louisiana Monroe | 1-5-0 |
| Sept. 23 | at Arkansas | DNP |
| Sept. 30 | at Florida | DNP |
| Oct. 7 | Duke | 0-0-0 |
| Oct. 14 | Ole Miss | 0-0-0 |
| Oct. 21 | at Tennessee | 1-12-0 |
| Oct. 28 | Florida International | 1-8-0 |
| Nov. 4 | Mississippi State | 1-7-0 |
| Nov. 11 | at LSU | 1-6-1 |
| Nov. 18 | Auburn | 5-101-1 |
| Dec. 28 | Oklahoma State (Indy Bowl) | 1-17-0 |

2007 Season

| Date | Opponent | Rec-Yards-TD |
|----------|----------------------|--------------|
| Sept. 1 | Western Carolina | 1-10-0 |
| Sept. 8 | at Vanderbilt | DNP |
| Sept. 15 | Arkansas | 0-0-0 |
| Sept. 22 | Georgia | DNP |
| Sept. 29 | Florida State | 0-0-0 |
| Oct. 6 | Houston | 1-23-1 |
| Oct. 13 | at Ole Miss | 1-9-0 |
| Oct. 20 | Tennessee | 2-24-0 |
| Nov. 3 | LSU | 0-0-0 |
| Nov. 10 | at Mississippi State | |
| Nov. 17 | UL Monroe | |
| Nov. 24 | at Auburn | |

99 LEIGH TIFFIN, PK So., Muscle Shoals, So.

2006 Season

| Date | Opponent | PATs |
|----------|----------------------------|------|
| Sept. 2 | Hawaii | 2-2 |
| Sept. 9 | Vanderbilt | 1-1 |
| Sept. 16 | Louisiana Monroe | 5-5 |
| Sept. 23 | at Arkansas | 2-3 |
| Sept. 30 | at Florida | DNP |
| Oct. 7 | Duke | DNP |
| Oct. 14 | Ole Miss | DNP |
| Oct. 21 | at Tennessee | DNP |
| Oct. 28 | Florida International | 2-2 |
| Nov. 4 | Mississippi State | DNP |
| Nov. 11 | at LSU | DNP |
| Nov. 18 | Auburn | DNP |
| Dec. 28 | Oklahoma State (Indy Bowl) | DNP |

2007 Season

| Date | Opponent | PATs |
|----------|----------------------|------|
| Sept. 1 | Western Carolina | 7-7 |
| Sept. 8 | at Vanderbilt | 1-1 |
| Sept. 15 | Arkansas | 4-4 |
| Sept. 22 | Georgia | 2-2 |
| Sept. 29 | Florida State | 2-2 |
| Oct. 6 | Houston | 4-4 |
| Oct. 13 | at Ole Miss | 3-3 |
| Oct. 20 | Tennessee | 3-3 |
| Nov. 3 | LSU | 4-4 |
| Nov. 10 | at Mississippi State | |
| Nov. 17 | UL Monroe | |
| Nov. 24 | at Auburn | |

2006 Season

| Date | Opponent | FGs (Long) |
|----------|----------------------------|------------|
| Sept. 2 | Hawaii | 3-4 (31) |
| Sept. 9 | Vanderbilt | 2-2 (37) |
| Sept. 16 | Louisiana Monroe | 2-3 (34) |
| Sept. 23 | at Arkansas | 1-4 (46) |
| Sept. 30 | at Florida | DNP |
| Oct. 7 | Duke | DNP |
| Oct. 14 | Ole Miss | DNP |
| Oct. 21 | at Tennessee | DNP |
| Oct. 28 | Florida International | 0-0 |
| Nov. 4 | Mississippi State | DNP |
| Nov. 11 | at LSU | DNP |
| Nov. 18 | Auburn | DNP |
| Dec. 28 | Oklahoma State (Indy Bowl) | DNP |

2007 Season

| Date | Opponent | FGs |
|----------|----------------------|----------|
| Sept. 1 | Western Carolina | 1-3 (21) |
| Sept. 8 | at Vanderbilt | 3-5 (40) |
| Sept. 15 | Arkansas | 2-3 (42) |
| Sept. 22 | Georgia | 3-3 (42) |
| Sept. 29 | Florida State | 0-0 |
| Oct. 6 | Houston | 0-0 |
| Oct. 13 | at Ole Miss | 2-3 (27) |
| Oct. 20 | Tennessee | 4-5 (44) |
| Nov. 3 | LSU | 2-2 (36) |
| Nov. 10 | at Mississippi State | |
| Nov. 17 | UL Monroe | |
| Nov. 24 | at Auburn | |

5 ROY UPCHURCH, RB So., Tallahassee, Fla., 1VL

2006 Season

| Date | Opponent | Rushes-Yards-TD |
|----------|----------------------------|-----------------|
| Sept. 2 | Hawaii | 0-0-0 |
| Sept. 9 | Vanderbilt | 0-0-0 |
| Sept. 16 | Louisiana Monroe | 12-37-2 |
| Sept. 23 | at Arkansas | 0-0-0 |
| Sept. 30 | at Florida | DNP - Injured |
| Oct. 7 | Duke | DNP - Injured |
| Oct. 14 | Ole Miss | DNP - Injured |
| Oct. 21 | at Tennessee | DNP - Injured |
| Oct. 28 | Florida International | DNP - Injured |
| Nov. 4 | Mississippi State | DNP - Injured |
| Nov. 11 | at LSU | DNP - Injured |
| Nov. 18 | Auburn | DNP - Injured |
| Dec. 28 | Oklahoma State (Indy Bowl) | DNP - Injured |

2007 Season

| Date | Opponent | Rushes-Yards-TD |
|----------|----------------------|-----------------|
| Sept. 1 | Western Carolina | 6-55-1 |
| Sept. 8 | at Vanderbilt | DNP |
| Sept. 15 | Arkansas | 0-0-0 |
| Sept. 22 | Georgia | 2-19-0 |
| Sept. 29 | Florida State | 3-1-0 |
| Oct. 6 | Houston | 6-32-0 |
| Oct. 13 | at Ole Miss | 5-39-0 |
| Oct. 20 | Tennessee | 6-15-0 |
| Nov. 3 | LSU | 0-0-0 |
| Nov. 10 | at Mississippi State | |
| Nov. 17 | UL Monroe | |
| Nov. 24 | at Auburn | |

Alabama Player Game-By-Game Statistics

44 DEMARCUS WALDROP, LB Sr., Pinson, Ala., 3VL

2004 Season

| Date | Opponent | Solo-Assist-Total |
|----------|-----------------------------|-------------------|
| Sept. 4 | Utah State | 0-1-1 |
| Sept. 11 | Ole Miss | 2-0-2 |
| Sept. 18 | Western Carolina | 1-3-4 |
| Sept. 25 | at Arkansas | 1-1-2 |
| Oct. 2 | South Carolina | 3-7-10 |
| Oct. 9 | at Kentucky | 1-0-1 |
| Oct. 16 | Southern Mississippi | 0-0-0 |
| Oct. 23 | at Tennessee | 0-0-0 |
| Nov. 6 | Mississippi State | 0-1-1 |
| Nov. 13 | at LSU | 1-0-1 |
| Nov. 20 | Auburn | 0-0-0 |
| Dec. 31 | Minnesota (Music City Bowl) | 0-0-0 |

2005 Season

| Date | Opponent | Solo-Assist-Total |
|----------|--------------------------|-------------------|
| Sept. 3 | Middle Tennessee | 2-0-2 |
| Sept. 10 | Southern Mississippi | 1-0-1 |
| Sept. 17 | at South Carolina | 0-2-2 |
| Sept. 24 | Arkansas | 1-2-3 |
| Oct. 1 | Florida | 1-0-1 |
| Oct. 15 | at Ole Miss | 1-0-1 |
| Oct. 22 | Tennessee | 0-0-0 |
| Oct. 29 | Utah State | 1-4-5 |
| Nov. 5 | at Mississippi State | 0-0-0 |
| Nov. 12 | LSU | 0-1-1 |
| Nov. 19 | Auburn | 0-0-0 |
| Jan. 2 | Texas Tech (Cotton Bowl) | 0-0-0 |

2006 Season

| Date | Opponent | Solo-Assist-Total |
|----------|----------------------------|-------------------|
| Sept. 2 | Hawaii | 0-0-0 |
| Sept. 9 | Vanderbilt | 0-0-0 |
| Sept. 16 | Louisiana Monroe | 3-3-6 |
| Sept. 23 | at Arkansas | 3-1-4 |
| Sept. 30 | at Florida | 1-1-2 |
| Oct. 7 | Duke | 1-3-4 |
| Oct. 14 | Ole Miss | 0-0-0 |
| Oct. 21 | at Tennessee | 0-0-0 |
| Oct. 28 | Florida International | 1-1-2 |
| Nov. 4 | Mississippi State | 0-1-1 |
| Nov. 11 | at LSU | 0-2-2 |
| Nov. 18 | Auburn | 0-0-0 |
| Dec. 28 | Oklahoma State (Indy Bowl) | 0-0-0 |

2007 Season

| Date | Opponent | Solo-Assist-Total |
|----------|----------------------|-------------------|
| Sept. 1 | Western Carolina | 3-0-3 |
| Sept. 8 | at Vanderbilt | 2-0-2 |
| Sept. 15 | Arkansas | 0-2-2 |
| Sept. 22 | Georgia | 0-0-0 |
| Sept. 29 | Florida State | 0-0-0 |
| Oct. 6 | Houston | 0-0-0 |
| Oct. 13 | at Ole Miss | 0-1-1 |
| Oct. 20 | Tennessee | 1-1-2 |
| Nov. 3 | LSU | 0-0-0 |
| Nov. 10 | at Mississippi State | |
| Nov. 17 | UL Monroe | |
| Nov. 24 | at Auburn | |

88 NICK WALKER, TE Jr., Brundidge, Ala., 2VL

2005 Season

| Date | Opponent | Rec-Yards-TD |
|----------|--------------------------|--------------|
| Sept. 3 | Middle Tennessee | 0-0-0 |
| Sept. 10 | Southern Mississippi | 0-0-0 |
| Sept. 17 | at South Carolina | 0-0-0 |
| Sept. 24 | Arkansas | 3-34-0 |
| Oct. 1 | Florida | 0-0-0 |
| Oct. 15 | at Ole Miss | 3-46-0 |
| Oct. 22 | Tennessee | 0-0-0 |
| Oct. 29 | Utah State | 1-2-0 |
| Nov. 5 | at Mississippi State | 0-0-0 |
| Nov. 12 | LSU | 0-0-0 |
| Nov. 19 | Auburn | 2-38-0 |
| Jan. 2 | Texas Tech (Cotton Bowl) | 0-0-0 |

2006 Season

| Date | Opponent | Rec-Yards-TD |
|----------|-----------------------|--------------|
| Sept. 2 | Hawaii | 2-38-0 |
| Sept. 9 | Vanderbilt | 0-0-0 |
| Sept. 16 | Louisiana Monroe | 0-0-0 |
| Sept. 23 | at Arkansas | 1-1-1 |
| Sept. 30 | at Florida | 0-0-0 |
| Oct. 7 | Duke | 0-0-0 |
| Oct. 14 | Ole Miss | 0-0-0 |
| Oct. 21 | at Tennessee | 0-0-0 |
| Oct. 28 | Florida International | 0-0-0 |
| Nov. 4 | Mississippi State | 0-0-0 |
| Nov. 11 | at LSU | 0-0-0 |
| Nov. 18 | Auburn | 0-0-0 |

2007 Season

| Date | Opponent | Rec-Yards-TD |
|----------|----------------------|--------------|
| Sept. 1 | Western Carolina | 5-40-1 |
| Sept. 8 | at Vanderbilt | 2-11-0 |
| Sept. 15 | Arkansas | 1-2-1 |
| Sept. 22 | Georgia | 1-5-0 |
| Sept. 29 | Florida State | 2-11-0 |
| Oct. 6 | Houston | 2-43-0 |
| Oct. 13 | at Ole Miss | 1-6-0 |
| Oct. 20 | Tennessee | 0-0-0 |
| Nov. 3 | LSU | 2-15-0 |
| Nov. 10 | at Mississippi State | |
| Nov. 17 | UL Monroe | |
| Nov. 24 | at Auburn | |

Alabama Player Game-By-Game Statistics

14 JOHN PARKER WILSON, QB Jr., Hoover, Ala., 2VL

2005 Season

| Date | Opponent | Comp-Att-Yds-INT-TD |
|----------|----------------------|---------------------|
| Sept. 3 | Middle Tennessee | 1-1-2-0-0 |
| Sept. 10 | Southern Mississippi | DNP |
| Sept. 17 | at South Carolina | 1-1-36-0-1 |
| Sept. 24 | Arkansas | DNP |
| Oct. 1 | Florida | 1-1-3-0-0 |
| Oct. 15 | at Ole Miss | DNP |
| Oct. 22 | Tennessee | DNP |
| Oct. 29 | Utah State | 1-4-9-0-1 |
| Nov. 5 | at Mississippi State | DNP |
| Nov. 12 | LSU | DNP |
| Nov. 19 | Auburn | 3-4-48-0 |
| Jan. 2 | Texas Tech | DNP |

2006 Season

| Date | Opponent | Comp-Att-Yds-INT-TD |
|----------|-----------------------|---------------------|
| Sept. 2 | Hawaii | 16-29-253-0-1 |
| Sept. 9 | Vanderbilt | 18-29-207-1-1 |
| Sept. 16 | Louisiana Monroe | 13-21-210-0-2 |
| Sept. 23 | at Arkansas | 16-20-243-0-3 |
| Sept. 30 | at Florida | 21-40-240-3-0 |
| Oct. 7 | Duke | 18-30-220-1-2 |
| Oct. 14 | Ole Miss | 16-28-206-0-2 |
| Oct. 21 | at Tennessee | 13-29-158-0-0 |
| Oct. 28 | Florida International | 8-13-72-0-1 |
| Nov. 4 | Mississippi State | 19-39-187-1-0 |
| Nov. 11 | at LSU | 22-35-291-1-2 |
| Nov. 18 | Auburn | 18-33-252-2-2 |
| Dec. 28 | Oklahoma State | 18-33-168-1-1 |

2007 Season

| Date | Opponent | Comp-Att-Yds-INT-TD |
|----------|----------------------|---------------------|
| Sept. 1 | Western Carolina | 17-25-189-0-0 |
| Sept. 8 | at Vanderbilt | 14-28-150-1-0 |
| Sept. 15 | Arkansas | 24-45-327-2-4 |
| Sept. 22 | Georgia | 17-35-185-0-0 |
| Sept. 29 | Florida State | 28-53-240-0-2 |
| Oct. 6 | Houston | 15-27-157-1-2 |
| Oct. 13 | at Ole Miss | 26-40-265-1-0 |
| Oct. 20 | Tennessee | 32-46-363-0-3 |
| Nov. 3 | LSU | 14-40-234-1-3 |
| Nov. 10 | at Mississippi State | |
| Nov. 17 | UL Monroe | |
| Nov. 24 | at Auburn | |

WILSON - RUSHING

2005 Season

| Date | Opponent | Att-Yds-TD |
|----------|----------------------|------------|
| Sept. 3 | Middle Tennessee | 1 (-9)-0 |
| Sept. 10 | Southern Mississippi | DNP |
| Sept. 17 | at South Carolina | 0-0-0 |
| Sept. 24 | Arkansas | DNP |
| Oct. 1 | Florida | 0-0-0 |
| Oct. 15 | at Ole Miss | DNP |
| Oct. 22 | Tennessee | DNP |
| Oct. 29 | Utah State | 0-0-0 |
| Nov. 5 | at Mississippi State | DNP |
| Nov. 12 | LSU | DNP |
| Nov. 19 | Auburn | 2-3-1 |
| Jan. 2 | Texas Tech | DNP |

2006 Season

| Date | Opponent | Att-Yds-TD |
|----------|-----------------------|------------|
| Sept. 2 | Hawaii | 3-3-0 |
| Sept. 9 | Vanderbilt | 5-9-0 |
| Sept. 16 | Louisiana Monroe | 5-16-0 |
| Sept. 23 | at Arkansas | 13-20-0 |
| Sept. 30 | at Florida | 11 (-9)-0 |
| Oct. 7 | Duke | 5 (-7)-0 |
| Oct. 14 | Ole Miss | 7-23-0 |
| Oct. 21 | at Tennessee | 8 (-17)-0 |
| Oct. 28 | Florida International | 1-1-0 |
| Nov. 4 | Mississippi State | 7-16-0 |
| Nov. 11 | at LSU | 7-2-0 |
| Nov. 18 | Auburn | 4-16-0 |
| Dec. 28 | Oklahoma State | 6-10-0 |

2007 Season

| Date | Opponent | Solo-Assist-Total |
|----------|----------------------|-------------------|
| Sept. 1 | Western Carolina | 3-17-0 |
| Sept. 8 | at Vanderbilt | 7-5-0 |
| Sept. 15 | Arkansas | 5 (-8)-0 |
| Sept. 22 | Georgia | 6-3-2 |
| Sept. 29 | Florida State | 10-21-0 |
| Oct. 6 | Houston | 7-25-1 |
| Oct. 13 | at Ole Miss | 5 (-23)-1 |
| Oct. 20 | Tennessee | 6-28-0 |
| Nov. 3 | LSU | 9 (-34)-0 |
| Nov. 10 | at Mississippi State | |
| Nov. 17 | UL Monroe | |
| Nov. 24 | at Auburn | |

2007 Alabama Football Opponent Schedules

Western Carolina (1-8)

| Date | Opponent | TV | Time/Score |
|-------|----------------------|-------|------------|
| 9-1 | at Alabama | PPV | L, 0-52 |
| 9-8 | at Eastern Kentucky | | L, 21-45 |
| 9-15 | at Georgia | | L, 16-45 |
| 9-22 | Presbyterian | | W, 33-20 |
| 9-29 | at Georgia Southern | CSS | L, 21-50 |
| 10-6 | Elon | | L, 36-38 |
| 10-13 | at Chattanooga | | L, 21-39 |
| 10-20 | The Citadel (HC) | | L, 31-37 |
| 10-25 | Wofford | ESPNU | L, 44-47 |
| 11-10 | at Appalachian State | | 3:30 p.m. |
| 11-17 | Furman | | Noon |

Vanderbilt (5-4, 2-4 SEC)

| Date | Opponent | TV | Time/Score |
|-------|-----------------------|------|------------|
| 9-1 | Richmond | | W, 41-17 |
| 9-8 | ALABAMA | LFS | L, 10-24 |
| 9-15 | Ole Miss | PPV | W, 31-17 |
| 9-29 | Eastern Michigan | | W, 30-7 |
| 10-6 | at Auburn | LFS | L, 7-35 |
| 10-13 | (23) Georgia | ESPN | L, 17-20 |
| 10-20 | at (6) South Carolina | | W, 17-6 |
| 10-27 | Miami (Ohio) | | W, 24-13 |
| 11-3 | at (16) Florida | LFS | L, 22-49 |
| 11-10 | Kentucky | | TBA |
| 11-17 | at Tennessee | | TBA |
| 11-24 | Wake Forest | | TBA |

Arkansas (6-3, 2-3 SEC)

| Date | Opponent | TV | Time/Score |
|-------|----------------------------|-------|-----------------|
| 9-1 | Troy | | W, 46-26 |
| 9-15 | at Alabama | ESPN | L, 38-41 |
| 9-22 | (23) Kentucky | espn2 | L, 29-42 |
| 9-29 | North Texas | | W, 66-7 |
| 10-6 | *Chattanooga | | W, 34-15 |
| 10-13 | (25) Auburn | ESPN | L, 7-9 |
| 10-20 | at Ole Miss | | W, 44-8 |
| 10-27 | Florida International (HC) | | W, 58-10 |
| 11-3 | (23) South Carolina | espn2 | W, 48-36 |
| 11-10 | at Tennessee | LFS | 12:30 p.m. (et) |
| 11-17 | *Mississippi State | | TBA |
| 11-23 | at LSU (CBS) | | 1:30 p.m. |

* - Little Rock, Arkansas

#10 Georgia (7-2, 4-2 SEC)

| Date | Opponent | TV | Time/Score |
|-------|------------------|-------|----------------|
| 9-1 | Oklahoma State | espn2 | W, 35-14 |
| 9-8 | South Carolina | espn2 | L, 16-12 |
| 9-15 | Western Carolina | PPV | W, 45-16 |
| 9-22 | at (16) Alabama | ESPN | W, 26-23 (ot) |
| 9-29 | Ole Miss | | W, 45-17 |
| 10-6 | at Tennessee | CBS | L, 14-35 |
| 10-13 | at Vanderbilt | espn2 | W, 20-17 |
| 10-27 | *(9) Florida | CBS | W, 42-30 |
| 11-3 | Troy | | W, 44-34 |
| 11-10 | Auburn | CBS | 3:30 p.m. (et) |
| 11-17 | Kentucky | | TBA |
| 11-24 | at Georgia Tech | | TBA |

* -- at Jacksonville, Fla.

Florida State (6-3, 3-3 ACC)

| Date | Opponent | TV | Time/Score |
|-------|-----------------------|-------|----------------|
| 9-3 | at Clemson | ESPN | L, 18-24 |
| 9-8 | UAB | ESPNU | W, 34-24 |
| 9-15 | Colorado | ESPN | W, 16-6 |
| 9-29 | (22) *Alabama | CBS | W, 21-14 |
| 10-6 | North Carolina State | ABC | W, 27-10 |
| 10-11 | at Wake Forest | ESPN | L, 21-24 |
| 10-20 | Miami, Fla. | ABC | L, 29-37 |
| 10-27 | Duke | | W, 25-6 |
| 11-3 | at (2) Boston College | ABC | W, 27-17 |
| 11-10 | at Virginia Tech | ABC | 3:30 p.m. (et) |
| 11-17 | Maryland | | TBA |
| 11-24 | at Florida | | TBA |

* - at Jacksonville, Fla.

Houston (6-3, 5-1 C-USA)

| Date | Opponent | TV | Time/Score |
|-------|----------------|------|------------|
| 9-1 | Oregon | | L, 27-48 |
| 9-15 | at Tulane | | W, 34-10 |
| 9-22 | Colorado State | CSTV | W, 38-27 |
| 9-29 | East Carolina | | L, 35-27 |
| 10-6 | at ALABAMA | PPV | L, 30-24 |
| 10-13 | Rice | CSTV | W, 56-48 |
| 10-20 | at UAB | | W, 49-10 |
| 10-27 | at UTEP | | W, 34-31 |
| 11-4 | SMU | ESPN | W, 38-28 |
| 11-10 | at Tulsa | | 2 p.m. |
| 11-17 | Marshall | | 2:30 p.m. |
| 11-24 | Texas Southern | | 2:30 p.m. |

Ole Miss (2-7, 0-6 SEC)

| Date | Opponent | TV | Time/Score |
|-------|----------------------|-----|------------|
| 9-1 | Memphis | CSS | W, 23-21 |
| 9-8 | Missouri | | L, 25-38 |
| 9-15 | at Vanderbilt | PPV | L, 17-31 |
| 9-22 | (3) Florida | LFS | L, 24-30 |
| 9-29 | at (15) Georgia | | L, 17-45 |
| 10-6 | Louisiana Tech (HC) | | W, 24-0 |
| 10-13 | ALABAMA | LFS | L, 24-27 |
| 10-20 | Arkansas | | L, 8-44 |
| 10-27 | at (23) Auburn | PPV | L, 3-17 |
| 11-3 | Northwestern State | | 1 p.m. |
| 11-17 | LSU | | TBA |
| 11-23 | at Mississippi State | LFS | 11:30 a.m. |

#22 Tennessee (6-3, 3-2 SEC)

| Date | Opponent | TV | Time/Score |
|-------|----------------------|------|-----------------|
| 9-1 | at (12) California | ABC | L, 31-45 |
| 9-8 | Southern Miss | PPV | W, 39-19 |
| 9-15 | at (3) Florida | CBS | L, 59-20 |
| 9-22 | Arkansas State | PPV | W, 48-27 |
| 10-6 | (12) Georgia | CBS | W, 35-14 |
| 10-13 | at Mississippi State | | W, 33-21 |
| 10-20 | at ALABAMA | LFS | L, 17-41 |
| 10-27 | (17) South Carolina | ESPN | W, 27-24 (ot) |
| 11-3 | UL Lafayette (HC) | PPV | W, 59-7 |
| 11-10 | Arkansas | LFS | 12:30 p.m. (et) |
| 11-17 | Vanderbilt | | TBA |
| 11-24 | at Kentucky | | TBA |

#2 LSU (8-1, 5-1 SEC)

| Date | Opponent | TV | Time/Score |
|-------|----------------------|-------|----------------|
| 8-30 | at Mississippi State | espn2 | W, 45-0 |
| 9-8 | (9) Virginia Tech | ESPN | W, 48-7 |
| 9-15 | Middle Tennessee | PPV | W, 44-0 |
| 9-22 | (14) South Carolina | CBS | W, 28-16 |
| 9-29 | at Tulane | espn2 | W, 34-9 |
| 10-6 | (8) Florida | CBS | W, 28-24 |
| 10-13 | at (18) Kentucky | CBS | L, 37-43 (3ot) |
| 10-20 | (19) Auburn | ESPN | W, 30-24 |
| 11-3 | at (17) ALABAMA | CBS | 4:07 p.m. |
| 11-10 | Louisiana Tech (HC) | PPV | 7 p.m. |
| 11-17 | at Ole Miss | | TBA |
| 11-23 | Arkansas | CBS | 1:30 p.m. |

Mississippi State (5-3, 2-2 SEC)

| Date | Opponent | TV | Time/Score |
|-------|------------------------|-------|------------|
| 8-30 | (2) LSU | espn2 | L, 0-45 |
| 9-8 | at Tulane | CSS | W, 38-17 |
| 9-15 | at Auburn | LFS | W, 14-13 |
| 9-22 | Gardner-Webb | | W, 31-15 |
| 9-29 | at (17) South Carolina | LFS | 11:30 a.m. |
| 10-6 | UAB (HC) | | W, 30-13 |
| 10-13 | Tennessee | | L, 21-33 |
| 10-20 | at (8) West Virginia | | L, 13-38 |
| 10-27 | at (15) Kentucky | LFS | W, 34-14 |
| 11-10 | (21) ALABAMA | LFS | 11:30 a.m. |
| 11-17 | at *Arkansas | | TBA |
| 11-23 | Ole Miss | LFS | 11:30 a.m. |

* - Little Rock, Arkansas

UL Monroe (3-6, 3-3 Sun Belt)

| Date | Opponent | TV | Time/Score |
|-------|-----------------------|-------|----------------|
| 9-1 | Tulsa | espn2 | L, 17-35 |
| 9-8 | at Clemson | CSS | L, 26-49 |
| 9-15 | at Texas A&M | | L, 14-54 |
| 9-29 | at Troy | CSS | L, 7-24 |
| 10-6 | Arkansas State | | W, 30-13 |
| 10-13 | North Texas | ESPNU | L, 21-31 |
| 10-20 | Florida International | | W, 28-14 |
| 10-27 | at Florida Atlantic | | W, 33-30 (3ot) |
| 11-3 | Middle Tennessee | | L, 40-43 |
| 11-10 | Grambling State | | 4 p.m. |
| 11-17 | at ALABAMA | | TBA |
| 11-24 | at UL Lafayette | | 6 p.m. |

#17 Auburn (7-3, 4-2 SEC)

| Date | Opponent | TV | Time/Score |
|-------|---------------------|-------|----------------|
| 9-1 | Kansas State | ESPN | W, 23-13 |
| 9-8 | South Florida | espn2 | L, 23-26 (ot) |
| 9-15 | Mississippi State | LFS | L, 13-14 |
| 9-22 | New Mexico State | PPV | W, 55-20 |
| 9-29 | at (4) Florida | ESPN | W, 20-17 |
| 10-6 | Vanderbilt | LFS | W, 35-7 |
| 10-13 | at Arkansas | ESPN | W, 9-7 |
| 10-20 | at (5) LSU | ESPN | L, 24-30 |
| 10-27 | Ole Miss | PPV | W, 17-3 |
| 11-3 | Tennessee Tech (HC) | | W, 35-3 |
| 11-10 | at (10) Georgia | CBS | 3:30 p.m. (et) |
| 11-24 | (17) ALABAMA | | TBA |

BRYANT-DENNY STADIUM (1929-Present)

BRYANT-DENNY STADIUM EXPANSION

*With a recent \$47 million renovation project, Bryant-Denny Stadium has undergone yet another expansion, this time increasing capacity to 92,138 making it the seventh-largest on-campus football stadium in the nation. This latest renovation marks the third expansion since 1988.

*The expansion project, which began immediately following the 2004 football season, also added three levels of premium seating, a pair of large video scoreboards in the north end zone and state-of-the-art wrap-around display boards situated on the facades of the east and west upper decks.

*A unique aspect of the “new” stadium is a plaza that connects the stadium with University Boulevard. The plaza, which is a focal point on gameday, honors the Crimson Tide’s four national championship coaches and commemorate Alabama’s 12 national championships and 21 SEC titles.

*This newest expansion added 38 luxury skyboxes, bringing the total number of skyboxes in the stadium to 123, a club level area and traditional upper deck seating. New office space is also included, as well as a new home team locker room located in the north end zone. A state-of-the-art sound system was installed in 2005. The latest expansion marks the sixth time Bryant-Denny Stadium has been expanded since it was originally completed in 1929. Other expansions were completed in 1946, 1961, 1966, 1988 and 1998.

*Since those early games, a number of projects have expanded Bryant-Denny Stadium to its current capacity of 92,138. When Alabama and Hawai’i met to open the 2006 season, a sellout crowd marked the largest crowd to view a college football game in the state of Alabama.

*Included in the east side expansion in 1998 were 10,000 bleacher seats and two spiral walkways to give the stadium a more symmetrical appearance.

*A total of 81 skyboxes, on two levels, were also added in 1998. The skyboxes were built in two sizes, 24-seat capacity (18) and 16-seat capacity (64). In 1999, four additional skyboxes were added.

BRYANT-DENNY STADIUM EXPANSIONS

The recent addition to Bryant-Denny Stadium marks the sixth renovation project since the stadium was first erected in 1929. Here is a look at the previous renovations and expansions and the result of the Crimson Tide’s first game following expansion.

- 1929 -- Denny Stadium Erected (12,000)
September 28, 1929 - Alabama 55, Mississippi College 0
- 1946 -- Bleachers added to both end zones (31,000)
October 12, 1946 - Alabama 55, USL 0
- 1961 -- Addition of 12,000 seats, press box and elevator (43,000)
October 14, 1961 - Alabama 26, North Carolina State 7
- 1966 -- Additional seating added (60,000)
October 8, 1966 - Alabama 26, Clemson 0
- 1988 -- West Upper Deck Added with two ramps (70,123)
September 24, 1988 - Alabama 44, Vanderbilt 10
- 1998 -- East Upper Deck Added with two levels of skyboxes (83,818)
September 5, 1998 - Alabama 38, BYU 31
- 2006 -- North End Zone Upper Deck (92,138)
w/skyboxes and stadium club
September 2, 2006 - Alabama 25, Hawai’i 17

BRYANT-DENNY STADIUM EXPANSION QUICK FACTS

North End Zone Expansion:

- Approximately 9,000 seats were added to Bryant-Denny Stadium, bringing its capacity to 92,138.
- Bryant-Denny is the seventh-largest on-campus stadium in the nation.
- With the addition of two new Jumbotrons, one placed in each corner of the north end zone. Bryant-Denny Stadium is the only college stadium in the country with three jumbotrons.
- 450 feet of LCD ribbon screens are along the East and West upper deck facades.
- A club area, “The Zone”, encompasses 20,000 square feet.
- Thirty-eight (38) new skyboxes bring Bryant-Denny’s total to 123.
- A plaza featuring statues of Wallace Wade, Frank Thomas, Paul Bryant, and Gene Stallings with plaques commemorating Alabama’s 12 National Championship teams provide a grand entrance to the stadium for both players and fans.
- Alabama’s new locker room is located beneath the north end zone stands.
- A new recruiting room allows recruits a place to relax and visit prior to each home game.
- Additional elevators ease foot traffic on all ramps leading to each upper deck.

Improvements to Existing Stadium:

- The lower bowl concourses and bathrooms were painted.
- New flooring was added to the lower bowl.
- Additional lighting was added to lower bowl concourses
- Additional ADA seating was added in the north end zone, making the entire stadium ADA compliant
- The student section was expanded.
- The visitors locker room was renovated.

*A scoreboard, with video replay capabilities, was added to the south end. Other recent additions to Bryant-Denny Stadium include two east-side reception areas for Scholarship and A-Club level patrons. These areas are located above the center entrance on the east side and include rooms large enough to host receptions and pre-game meal functions. A bank of lights was also added on the east side.

*The 2007 season marks the seventh time in the stadium's history that Alabama will play all of its home games at Bryant-Denny Stadium. From 1900 until 2003, Alabama played at least one home game at Birmingham's Legion Field.

BRYANT-DENNY STADIUM

*Alabama's on-campus home since 1929, Bryant-Denny Stadium is one of college football's most scenic venues.

*The Crimson Tide has compiled an all-time record of **211-45-3 (.820)** in 259 games at Bryant-Denny Stadium.

*The stadium was originally named for former University of Alabama President **Dr. George H. Denny**. Denny, who was named UA President on Jan. 1, 1912, amassed an extraordinary career that spanned almost a quarter of a century.

*Bryant-Denny Stadium and Denny Chimes (located on the UA quadrangle) stand as reminders of Denny's legacy to the Capstone.

*In 1976, the State of Alabama Legislature and the UA Board of Trustees added coach **Paul "Bear" Bryant's** name to the stadium, thus calling Alabama's football home Bryant-Denny Stadium.

*Alabama's 2006 season opener against Hawai'i drew a state-record 92,138 fans. The previous Bryant-Denny Stadium record was 86,869 on October 23, 1999 against Tennessee.

BRYANT-DENNY STADIUM Year-By-Year Record

| Year | Record |
|------|---------|
| 1929 | 3-0 |
| 1930 | 3-0 |
| 1931 | 3-0 |
| 1932 | 3-0 |
| 1933 | 3-0 |
| 1934 | 3-0 |
| 1935 | 1-1-1 |
| 1936 | 3-0 |
| 1937 | 3-0 |
| 1938 | 3-0 |
| 1939 | 3-0 |
| 1940 | 2-1 |
| 1941 | 2-1 |
| 1942 | 2-0 |
| 1943 | No Team |
| 1944 | 2-0 |
| 1945 | 2-0 |
| 1946 | 2-0 |
| 1947 | 2-0 |
| 1948 | 3-0 |
| 1949 | 3-0 |
| 1950 | 3-0 |
| 1951 | 1-2 |
| 1952 | 3-0 |
| 1953 | 2-0-1 |
| 1954 | 1-1 |
| 1955 | 0-2 |
| 1956 | 1-1-1 |
| 1957 | 1-1 |
| 1958 | 3-0 |
| 1959 | 3-0 |
| 1960 | 3-0 |
| 1961 | 3-0 |
| 1962 | 3-0 |
| 1963 | 2-1 |
| 1964 | 3-0 |
| 1965 | 2-0 |
| 1966 | 3-0 |
| 1967 | 2-0 |
| 1968 | 3-0 |
| 1969 | 2-0 |
| 1970 | 3-0 |
| 1971 | 3-0 |
| 1972 | 4-0 |
| 1973 | 3-0 |
| 1974 | 3-0 |
| 1975 | 3-0 |
| 1976 | 3-0 |
| 1977 | 3-0 |
| 1978 | 3-0 |
| 1979 | 4-0 |
| 1980 | 3-0 |
| 1981 | 3-0 |
| 1982 | 2-1 |
| 1983 | 3-0 |
| 1984 | 2-1 |
| 1985 | 3-0 |
| 1986 | 3-1 |
| 1987 | 0-0 |
| 1988 | 1-2 |
| 1989 | 3-0 |
| 1990 | 2-2 |
| 1991 | 3-0 |
| 1992 | 3-0 |
| 1993 | 3-1 |
| 1994 | 4-0 |
| 1995 | 4-1 |

| Year | Record |
|---------------|-----------------|
| 1996 | 4-0 |
| 1997 | 0-4 |
| 1998 | 3-1 |
| 1999 | 4-1 |
| 2000 | 2-2 |
| 2001 | 2-3 |
| 2002 | 4-2 |
| 2003 | 2-5 |
| 2004 | 5-2 |
| 2005 | 6-1 |
| 2006 | 6-2 |
| 2007 | 4-2 |
| Totals | 211-45-3 |

BRYANT-DENNY MISCELLANEOUS

LARGEST CROWDS

| Rank | Record vs. Opponent | Date |
|------|------------------------------|----------------|
| 1. | 92,138 vs. LSU | Nov. 3, 2007 |
| | 92,138 vs. Tennessee | Oct. 20, 2007 |
| | 92,138 vs. Houston | Oct. 6, 2007 |
| | 92,138 vs. Georgia | Sept. 22, 2007 |
| | 92,138 vs. Arkansas | Sept. 15, 2007 |
| | 92,138 vs. Western Carolina | Sept. 1, 2007 |
| | 92,138 vs. Auburn | Nov. 18, 2006 |
| | 92,138 vs. Mississippi State | Nov. 4, 2006 |
| | 92,138 vs. FIU | Oct. 28, 2006 |
| | 92,138 vs. Ole Miss | Oct. 14, 2006 |
| | 92,138 vs. Duke | Oct. 7, 2006 |
| | 92,138 vs. UL Monroe | Sept. 16, 2006 |
| | 92,138 vs. Vanderbilt | Sept. 9, 2006 |
| | 92,138 vs. Hawai'i | Sept. 2, 2006 |
| 9. | 86,869 vs. Tennessee | Oct. 23, 1999 |
| 10. | 84,818 vs. Auburn | Nov. 23, 2002 |
| 11. | 83,818 (Many times) | Nov. 20, 2004 |

LONGEST WINNING STREAKS

| Strk | Dates of Streak |
|------|-------------------------------|
| 57 | Oct. 26, 1963-Nov. 13, 1982 |
| 37 | Nov. 18, 1911-Oct. 15, 1921 |
| 20 | Nov. 1, 1941-Nov. 11, 1950 |
| 18* | Sept. 28, 1928-Sept. 28, 1935 |
| 18 | Sept. 30, 1922-Oct. 6, 1928 |
| 16 | Nov. 23, 1957-Oct. 12, 1963 |
| 15 | Nov. 9, 1935-Oct. 12, 1940 |

ALL-TIME COACHING RECORDS

| Coach (Years) | Record | Pct. |
|----------------------|--------|-------|
| Wade (1929-30) | 6-0 | 1.000 |
| Thomas (1931-46) | 37-3-1 | .915 |
| Drew (1947-54) | 18-3-1 | .841 |
| Whitworth (1955-57) | 2-4-1 | .357 |
| Bryant (1958-82) | 72-2 | .973 |
| Perkins (1983-86) | 11-2 | .846 |
| Curry (1987-89) | 4-2 | .667 |
| Stallings (1990-96) | 22-4 | .846 |
| DuBose (1997-2000) | 9-8 | .529 |
| Franchione (2001-02) | 6-5 | .556 |
| Shula (2003-2006) | 19-10 | .655 |
| Saban (2007-) | 4-2 | .667 |

ALL-TIME RECORD IN TUSCALOOSA

| Site | Record | Pct. |
|--------------|-----------------|-------------|
| Quad | 42-11 | .794 |
| Denny Field | 43-2 | .956 |
| Bryant-Denny | 211-45-3 | .820 |
| Total | 296-58-3 | .833 |

**BRYANT-DENNY STADIUM
ALL-TIME OPPONENTS**

| Opponent | Record |
|---------------------------|---------------|
| Arkansas | 6-2 |
| Auburn | 0-4 |
| BYU | 1-0 |
| Central Florida | 0-1 |
| Chattanooga | 4-0 |
| Cincinnati | 2-0 |
| Clemson | 6-0 |
| Duke | 1-0 |
| Duquesne | 2-0 |
| Florida | 6-4 |
| Florida International | 1-0 |
| Florida State | 2-0 |
| Furman | 3-0 |
| Georgia | 5-2 |
| Hawai'i | 1-0 |
| Houston | 5-0 |
| Howard | 9-0 |
| Kentucky | 6-0 |
| LSU | 5-7 |
| Louisiana Monroe | 1-0 |
| Louisiana Tech | 0-1 |
| Louisville | 2-0 |
| Mercer | 2-0 |
| Memphis State | 4-0 |
| Miami, Fla. | 6-0 |
| Middle Tennessee | 1-0 |
| Millsaps | 1-0 |
| Mississippi College | 1-0 |
| Mississippi State | 32-8-1 |
| North Carolina State | 4-0 |
| North Texas | 2-0 |
| Northern Illinois | 0-1 |
| Oglethorpe | 1-0 |
| Oklahoma | 0-1 |
| Ole Miss | 13-2 |
| Penn State | 1-2 |
| Pensacola N.A.S. | 1-0 |
| Richmond | 1-0 |
| Rutgers | 1-0 |
| Sewanee | 1-0 |
| South Carolina | 7-1 |
| Southern Mississippi | 19-1-1 |
| Southwestern Louisiana | 4-0 |
| Southwestern Presbyterian | 1-0 |
| Tampa | 1-0 |
| Temple | 1-0 |
| Tennessee | 3-3 |
| TCU | 0-2 |
| Tulane | 1-0 |
| Tulsa | 3-0 |
| UCLA | 0-1 |
| Utah State | 2-0 |
| Vanderbilt | 14-1 |
| Villanova | 0-1 |
| Virginia Tech | 7-0 |
| Washington | 1-0 |
| Western Carolina | 2-0 |
| Wichita State | 1-0 |

*Bold indicates 2007 home opponents.

ALL-TIME TUSCALOOSA RECORD

*In addition to its impressive record at Bryant-Denny Stadium (1929-present), Alabama has made Tuscaloosa a very difficult place to play for opposing football teams.

*Alabama has compiled a **295-58-3 (.833)** record in 352 games in Tuscaloosa.

*The Alabama-Mississippi State game on Nov. 4, 2006 was the **350th all-time football game** played on the University of Alabama campus.

*Alabama is **15-5 (.750) in its last 20 home games**, including a 6-1 record in 2005 and a 6-2 mark in 2006.

*Alabama's **first game on campus** was a 4-0 loss to Birmingham Athletic Club on Oct. 14, 1893.

*From 1911-28, Alabama posted a **55-2 (.965)** record in Tuscaloosa. The 1929 season marked the opening of what is now known as Bryant-Denny Stadium.

*Coach Paul "Bear" Bryant posted a remarkable **72-2 (.973)** record in Tuscaloosa, losing only to Florida (1963) and Southern Miss (1982). The USM game was the last game Bryant coached at Bryant-Denny Stadium.

*From 1963-82, Alabama posted an **NCAA record 57-game** home winning streak.

*Miami has since broken that record with a 58-game home winning streak, but the Hurricanes' record also includes three wins in the post-season Orange Bowl game. All of UA's 57 wins were in the regular season.

*The **57-game winning streak** is one of seven winning streaks longer than 15 games for the Crimson Tide in Tuscaloosa.

*Alabama posted a 19-game unbeaten streak in Tuscaloosa from 1928-35.

Alabama Football

vs. Western Carolina

Alabama 52, Western Carolina 6
 September 1, 2007
 Bryant-Denny Stadium • Tuscaloosa

TIDE FACT: Terry Grant was named Southeastern Conference Freshman of the Week after rushing for 134 yards in his Crimson Tide debut.

TUSCALOOSA – Alabama (1-0, 0-0) rolled up 575 total yards of offense, including 313 on the ground, on the way to a 52-6 win over the Western Carolina Catamounts (0-1, 0-0) in the Alabama coaching debut of Crimson Tide Head Coach Nick Saban.

Redshirt freshman running back Terry Grant rushed for 136 yards on 18 carries, scoring three of Alabama's six rushing touchdowns in his first career start. Sophomore Glen Coffee had nine rushes for 76 yards and a touchdown and sophomore Roy Upchurch had six carries for 58 yards and a score. Alabama's 575 yards of offense were the most since the Tide gained 588 total yards against UTEP in 2001. Alabama gained a school-record 35 first downs and averaged more than 30 yards per kickoff return.

"We showed we have a few playmakers," senior receiver DJ Hall said. "Guys are just hustling all around. Offense, defense, and special teams. There is so much talent on this team. There is not one guy to pinpoint that only makes the team better. That's what we want to focus on."

The Tide scored on the first play of the game, when Grant broke a 47-yard run for a

touchdown for an early 7-0 lead. Alabama then orchestrated scoring drives of 94, 36 and 68 yards to take a 24-3 lead at the half.

"It was just a good sweep," Grant said. "It was a big play and it just happened to be the first play of the game. It was a play to take the wind out of them."

Junior quarterback John Parker Wilson, who completed 17 of 25 passes for 189 yards, led Alabama on a 73-yard scoring drive on the Tide's first drive of the second half that was capped by a one-yard Coffee score before red-shirt freshman Greg McElroy took over the Crimson Tide offense, going 8-of-9 for 73 yards and a touchdown.

"We really tried to dominate in the second half and for the most part I think we came in and did that," Saban said. "There are still a lot of things we need to improve on, some things we were a little sloppy on, but we have the right attitude about trying to work on and improve on it."

Hall caught four passes for 52 yards to lead Alabama's receivers, and junior tight end Nick Walker caught five passes for 40 yards and a score. Freshman Earl Alexander also caught four passes for 40 yards. The Alabama defense held

the Western Carolina offense to 247 total yards on the night, allowing just 76 yards on the ground and forcing two fourth quarter fumbles. Junior Rashad Johnson led the Alabama defense with eight total tackles, and both senior Darren Mustin and freshman Rolando McClain had seven in their first Alabama starts. Mustin and fellow freshman Kareem Jackson became the eighth and ninth true freshmen to start a season opener at Alabama.

Javier Arenas set up touchdowns with kick returns of 29 and 45 yards. Third-team tailback Glen Coffee rushed for a 1-yard touchdown and McElroy hit tight end Nick Walker for a 1-yard scoring pass. Four Tide running backs rushed for touchdowns, and 12 players caught passes. The Catamounts did manage one big play against a Tide defense starting two former walk-ons and a freshman. But a 67-yard touchdown pass by Todd Spitzer in the first quarter was taken off the board by a holding play downfield. The Catamounts lost yardage on the next three plays. They managed just two Jonathan Parsons field goals.

"I thought we did pretty well," senior Wallace Gilberry said. "To be considered very young and

inexperienced, I thought we got out there and gave great effort."

Alabama's sixth consecutive season-opening victory, this one over a Football Championship Subdivision (formerly Division I-AA) team that won just two games last season, was just a baby step toward that bigger goal. Nobody was more aware of that than Saban.

"My thing with the team was it's not really who you play," he said, "it's how you play."

The perfectionist Saban could find plenty of fault, especially in an opener. The team gave the fans little to complain about, though. The easy win was welcomed by the Tide, which was playing without two suspended starters, receiver Keith Brown and linebacker Prince Hall, and lost nose guard Brian Motley to a broken left foot in practice during the week.

"It's a great atmosphere to play in," Western Carolina quarterback Todd Spitzer said. "They've got loyal fans that care about this program. It's definitely a wonderful experience, and I'll hold it with me for the rest of my career."

SCORING SUMMARY

| | | | | | | |
|------------------|----|----|----|----|---|----|
| Western Carolina | 0 | 3 | 0 | 3 | - | 6 |
| Alabama | 14 | 10 | 14 | 14 | - | 52 |

FIRST QUARTER

UA – Terry Grant 47-yard run (Leigh Tiffin kick), 14:38 left. Drive: 1 play, 47 yards, 0:22 elapsed. Score: Alabama 7, Western Carolina 0.
 UA – Grant 1-yard run (Tiffin kick), 1:58 left. Drive: 10 plays, 94 yards, 3:51 elapsed. Score: Alabama 14, Western Carolina 0.

SECOND QUARTER

WCU – Jonathan Parsons 34-yard field goal, 13:40 left. Drive: 12 plays, 51 yards, 3:18 elapsed. Score: Alabama 14, Western Carolina 3.
 UA – Grant 21-yard run (Tiffin kick), 12:20 left. Drive: 3 plays, 36 yards, 1:20 elapsed. Score: Alabama 21, Western Carolina 3.
 UA – Leigh Tiffin 21-yard field goal, 0:05 left. Drive: 17 plays, 69 yards, 5:09 elapsed. Score: Alabama 24, Western Carolina 3.

THIRD QUARTER

UA – Glen Coffee 1-yard run (Tiffin kick), 10:29 left. Drive: 10 plays, 73 yards, 3:09 elapsed. Score: Alabama 31, Western Carolina 3.
 UA – Nick Walker 1-yard pass from Greg McElroy (Tiffin kick), 0:37 left. Drive: 10 plays, 60 yards, 4:15 elapsed. Score: Alabama 38, Western Carolina 3.

FOURTH QUARTER

WCU – Parsons 29-yard field goal, 13:18 left. Drive: 8 plays, 72 yards, 2:19 elapsed. Score: Alabama 38, Western Carolina 6.
 UA – Jimmy Johns 1-yard run (Tiffin kick), 11:05 left. Drive: 5 plays, 86 yards, 2:13 elapsed. Score: Alabama 45, Western Carolina 6.
 UA – Roy Upchurch 25-yard run (Tiffin kick), 3:23 left. Drive: 3 plays, 38 yards, 1:05 elapsed. Score: Alabama 52, Western Carolina 6.

ATTENDANCE – 92,138 (capacity: 92,138)

TEAM STATISTICS

| | UA | WCU |
|-------------------------------|-------|-------|
| First Downs | 35 | 15 |
| Rushing | 16 | 7 |
| Passing | 17 | 7 |
| Penalty | 2 | 1 |
| Rushing Attempts | 44 | 39 |
| Yards Gained Rushing | 320 | 120 |
| Yards Lost Rushing | 7 | 44 |
| Net Yards Rushing | 313 | 76 |
| Net Yards Passing | 262 | 171 |
| Passes Attempted | 34 | 27 |
| Passes Completed | 25 | 14 |
| Interceptions Thrown | 0 | 0 |
| Total Offensive Plays | 78 | 66 |
| Total Net Yards | 575 | 247 |
| Average Gain Per Play | 7.4 | 3.7 |
| Fumbles: Number-Lost | 0-0 | 5-2 |
| Penalties: Number-Yards | 5-42 | 6-65 |
| Number of Punts-Yards | 1-40 | 6-237 |
| Average Yards Per Punt | 40.0 | 39.5 |
| Punt Returns: Number-Yards | 3-36 | 0-0 |
| Kickoff Returns: Number-Yards | 3-92 | 8-117 |
| Interceptions: Number-Yards | 30-7 | 14-6 |
| Fumble Returns: Number-Yards | 0-0 | 0-0 |
| Time of Possession | 28:11 | 31:49 |
| Third Down Conversions | 6-10 | 7-17 |
| Fourth Down Conversions | 0-0 | 1-1 |
| Sacks By: Number-Yards | 2-22 | 1-2 |

ALABAMA

| RUSHING | Att. | Gain | Lost | Net | TD | LG |
|--------------------|------|------|------|-----|----|----|
| Terry Grant | 18 | 136 | 2 | 134 | 3 | 47 |
| Glen Coffee | 9 | 76 | 0 | 76 | 1 | 20 |
| Roy Upchurch | 6 | 58 | 3 | 55 | 1 | 25 |
| Jimmy Johns | 8 | 31 | 0 | 31 | 1 | 12 |
| John Parker Wilson | 3 | 19 | 2 | 17 | 0 | 15 |

| PASSING | Att. | Comp. | Int. | Yards | TD | LG |
|--------------------|------|-------|------|-------|----|----|
| John Parker Wilson | 25 | 17 | 0 | 189 | 0 | 20 |
| Greg McElroy | 9 | 8 | 0 | 73 | 1 | 32 |

| RECEIVING | No. | Yards | TD | LG |
|----------------|-----|-------|----|----|
| Nick Walker | 5 | 40 | 1 | 14 |
| DJ Hall | 4 | 52 | 0 | 19 |
| Earl Alexander | 4 | 40 | 0 | 13 |
| Jimmy Johns | 2 | 28 | 0 | 20 |
| Mike McCoy | 2 | 25 | 0 | 13 |

| PUNTING | No. | Yards | Avg. | LG | I20 | TB |
|-----------------|-----|-------|------|----|-----|----|
| P.J. Fitzgerald | 1 | 40 | 40.0 | 40 | 0 | 1 |

| PUNT RETURNS | No. | Yards | Avg. | LG | TD |
|---------------|-----|-------|------|----|----|
| Javier Arenas | 2 | 13 | 6.5 | 8 | 0 |
| Jonathan Lowe | 1 | 23 | 23.0 | 23 | 0 |

| KICKOFF RETURNS | No. | Yards | Avg. | LG | TD |
|-----------------|-----|-------|------|----|----|
| Javier Arenas | 2 | 75 | 37.5 | 45 | 0 |
| Jonathan Lowe | 1 | 17 | 17.0 | 17 | 0 |

| INTERCEPTION RETURNS | No. | Yards | Avg. | LG | TD |
|----------------------|-----|-------|------|----|----|
| None | | | | | |

| FIELD GOALS | FG-FGA | Good | Missed |
|--------------|--------|------|--------|
| Leigh Tiffin | 1-3 | 21 | 27, 40 |

| KICKOFFS | No. | Yards | Avg. | TB | OB |
|--------------|-----|-------|------|----|----|
| Leigh Tiffin | 9 | 519 | 57.7 | 1 | 0 |

| ALL-PURPOSE | Rush | Rec. | KOR | PR | IR | TOTAL |
|---------------|------|------|-----|----|----|-------|
| Terry Grant | 134 | 13 | 0 | 0 | 0 | 147 |
| Glen Coffee | 76 | 32 | 0 | 0 | 0 | 108 |
| Javier Arenas | 0 | 0 | 75 | 13 | 0 | 88 |
| Roy Upchurch | 55 | 4 | 0 | 0 | 0 | 59 |

| FUMBLES | No. | Lost |
|---------|-----|------|
| None | | |

| DEFENSIVE LEADERS |
|------------------------------------------------------------------------------------------------------------------------------------------------------------------------------------------------------------------------------------|
| Tackles – Rashad Johnson (DB) 8; Darren Mustin (LB) 7; Rolando McClain (LB) 7; Simeon Castille (DB) 5; Keith Saunders (LB) 5; Brandon Fanney (DL) 5; Chris Rogers (DB) 4; Ezekial Knight (LB) 4; Lorenzo Washington (DL) 4. |

| Sacks (2-22) |
|----------------------------------------------------------|
| – Ezekial Knight (LB) 1-16; Lorenzo Washington (DL) 1-6. |

| Tackles For Loss (10-47) |
|-------------------------------------------------------------------------------------------------------------------------------------------------------------------------------------------------------------------------|
| – Simeon Castille (DB) 1.5-7; Lorenzo Washington (DL) 1.5-7; Bobby Greenwood (DL) 1.5-3; Rolando McClain (LB) 1-5; Luther Davis (DL) 1-5; Rashad Johnson (DB) 1-2; Wallace Gilberry (DL) 1-1; Darren Mustin (LB) 0.5-1. |

| Passes Broken Up (2) |
|---------------------------------------------------|
| – Rolando McClain (LB) 1; Simeon Castille (DB) 1. |

WESTERN CAROLINA

| RUSHING | Att. | Gain | Lost | Net | TD | LG |
|---------------|------|------|------|-----|----|----|
| Mike Malone | 11 | 49 | 11 | 38 | 0 | 18 |
| Adam Hearn | 4 | 24 | 0 | 24 | 0 | 10 |
| Willie Harper | 11 | 27 | 9 | 18 | 0 | 8 |
| L.J. Davis | 8 | 16 | 1 | 15 | 0 | 5 |
| Todd Spitzer | 4 | 4 | 22 | -18 | 0 | 4 |
| Team | 1 | 0 | 1 | -1 | 0 | - |

| PASSING | Att. | Comp. | Int. | Yards | TD | LG |
|--------------|------|-------|------|-------|----|----|
| Todd Spitzer | 20 | 9 | 0 | 90 | 0 | 33 |
| Adam Hearn | 7 | 5 | 0 | 81 | 0 | 35 |

| RECEIVING | No. | Yards | TD | LG |
|-----------------|-----|-------|----|----|
| Eddie Cohen | 4 | 84 | 0 | 35 |
| Marcus Brown | 2 | 23 | 0 | 15 |
| Michael Hines | 2 | 22 | 0 | 15 |
| Mike Malone | 2 | 14 | 0 | 9 |
| Travis Osborne | 1 | 28 | 0 | 28 |
| Shamar Allen | 1 | 3 | 0 | 3 |
| Marquel Pittman | 1 | 1 | 0 | 1 |
| Nick Miller | 1 | -4 | 0 | - |

| PUNTING | No. | Yards | Avg. | LG | I20 | TB |
|---------------|-----|-------|------|----|-----|----|
| Stephen Brown | 6 | 237 | 39.5 | 47 | 1 | 0 |

| PUNT RETURNS | No. | Yards | Avg. | LG | TD |
|--------------|-----|-------|------|----|----|
| None | | | | | |

| KICKOFF RETURNS | No. | Yards | Avg. | LG | TD |
|-----------------|-----|-------|------|----|----|
| Mike Malone | 5 | 82 | 16.4 | 21 | 0 |
| Willie Harper | 2 | 21 | 10.5 | 13 | 0 |
| L.J. Davis | 1 | 14 | 14.0 | 14 | 0 |

| INTERCEPTION RETURNS | No. | Yards | Avg. | LG | TD |
|----------------------|-----|-------|------|----|----|
| None | | | | | |

| FIELD GOALS | FG-FGA | Good | Missed |
|------------------|--------|--------|--------|
| Jonathan Parsons | 2-2 | 34, 29 | - |

| KICKOFFS | No. | Yards | Avg. | TB | OB |
|------------------|-----|-------|------|----|----|
| Jonathan Parsons | 3 | 161 | 53.7 | 0 | 0 |

| ALL-PURPOSE | Rush. | Rec. | KOR | PR | IR | Total |
|---------------|-------|------|-----|----|----|-------|
| Mike Malone | 38 | 14 | 82 | 0 | 0 | 134 |
| Eddie Cohen | 0 | 84 | 0 | 0 | 0 | 84 |
| Willie Harper | 18 | 0 | 21 | 0 | 0 | 39 |
| L.J. Davis | 15 | 0 | 14 | 0 | 0 | 29 |

| FUMBLES | No. | Lost |
|---------------|-----|------|
| Todd Spitzer | 2 | 1 |
| Willie Harper | 1 | 0 |
| Mike Malone | 1 | 0 |
| Team | 1 | 1 |

| DEFENSIVE LEADERS |
|-----------------------------------------------------------------------------------------------------------------------------|
| Tackles – Drew Walker (LB) 11; Antoine George (DB) 9; Carlton Bailey (DB) 9; Chris Collins (DB) 8; Tim Cooke (DB) 7. |

| Sacks (1-2) |
|---------------------------|
| – Darren Curtis (DL) 1-2. |

| Tackles For Loss (4-7) |
|---------------------------------------------------------------------------------------------------------|
| – Brandon Drumgoole (DL) 1-3; Darren Curtis (DL) 1-2; Quinton Phillips (LB) 1-1; Jeff Bradley (DB) 1-1. |

| Passes Broken Up (0) |
|----------------------|
| – None. |

Alabama Football

vs. Vanderbilt

Alabama 24, Vanderbilt 10
September 8, 2007
Vanderbilt Stadium • Nashville, Tenn.

TIDE FACT: Alabama won its 16th straight SEC opener, the longest active streak in the conference.

NASHVILLE, Tenn. — Terry Grant ran 24 times for 173 yards and two touchdowns, and Alabama made Nick Saban a winner in his first road game with the Crimson Tide with a 24-10 victory at Vanderbilt. Leigh Tiffin kicked three field goals, and Alabama (2-0, 1-0 in the SEC) won its Southeastern Conference opener with its 20th straight victory in a series it now leads 60-19-4. The Tide improved to 18-3-1 when opening SEC play against the Commodores (1-1, 0-1).

With 18 returning starters, the Commodores came in with what looked like their best chance to defeat Alabama on their home field since 1969 when they last beat the Tide in Nashville. But they found themselves essentially playing a road game with Tide fans that followed Saban to Nashville for his first road trip painting Vanderbilt Stadium mostly crimson in a rare sellout. Alabama fans spent the final minutes cheering in the pouring rain.

Alabama rolled up 371 yards offense, including 221 on the ground. The margin could have been wider, but Tiffin was wide left on a 49-yarder and short on a 48-yard attempt. The defense came up with two sacks and a turnover in holding Vandy to 101 yards of total offense through three quarters. Alabama also held two-time All-SEC receiver Earl Bennett to four catches for 52 yards.

Alabama quarterback John Parker Wilson was 14-of-28 for 150 yards and one interception. Receiver DJ Hall, who became only the second receiver in Alabama history to surpass the 2,000-yard mark in career receiving yardage, had three receptions for 67


yards to give him 2,037 receiving yards for his career.

For the second week in a row, the Tide offense scored on the first play of the game, this time set up by a 69-yard punt return from sophomore Javier Arenas to the Vanderbilt one-yard line which led to a Grant score one play later. Alabama added Leigh Tiffin field goals of 20, 40, and 29 yards in the first half to build a 16-3 lead at intermission. Alabama took control in the second quarter, holding the ball for more than 12 minutes and rolling up 118 yards offense.

Wilson orchestrated an 86-yard scoring drive in the fourth quarter thanks largely to 80 rushing yards from Grant, including a two-yard score with 14:19 left in the game. Grant carried on the final six plays of the drive. A two-point conversion pass from Wilson to tight end Nick Walker extended Alabama's lead to 24-3.

The Commodores were their own worst enemy, going three-and-out four times in the first half with penalties wiping out their two biggest plays, including a 70-yard punt return for a touchdown in the first quarter. Myron Lewis was flagged for face mask that wiped out Alex Washington's return. Pass interference on Bennett combined with an Alabama face mask wiped out a 60-yard gain on Vandy's first play from scrimmage.

Vanderbilt's Chris Nickson, hampered by a sore hamstring, struggled and overthrew receivers in going 5-of-18 for 67 yards. He was replaced by Mackenzi Adams after bouncing his first pass of the second half, and Adams tossed a 15-yard touchdown pass to George Smith midway through the fourth quarter.



SCORING SUMMARY

| | | | | | | |
|------------|----|---|---|---|---|----|
| Alabama | 10 | 6 | 0 | 8 | - | 24 |
| Vanderbilt | 3 | 0 | 0 | 7 | - | 10 |

FIRST QUARTER

UA — Terry Grant 1-yard run (Leigh Tiffin kick), 12:26 left. Drive: 1 play, 1 yard, 0:04 elapsed. Score: Alabama 7, Vanderbilt 0.
UA — Leigh Tiffin 20-yard field goal, 8:19 left. Drive: 8 plays, 62 yards, 2:27 elapsed. Score: Alabama 10, Vanderbilt 0.
VU — Bryant Hahnfeldt 22-yard field goal, 1:36 left. Drive: 6 plays, 48 yards, 2:38 elapsed. Score: Alabama 10, Vanderbilt 3.

SECOND QUARTER

UA — Leigh Tiffin 40-yard field goal, 8:23 left. Drive: 12 plays, 50 yards, 3:52 elapsed. Score: Alabama 13, Vanderbilt 3.
UA — Leigh Tiffin 29-yard field goal, 0:00 left. Drive: 6 plays, 40 yards, 1:39 elapsed. Score: Alabama 16, Vanderbilt 3.

THIRD QUARTER

No Scoring.

FOURTH QUARTER

UA — Terry Grant 2-yard run (Nick Walker pass from John Parker Wilson), 14:19 left. Drive: 10 plays, 86 yards, 4:21 elapsed. Score: Alabama 24, Vanderbilt 3.
VU — George Smith 15-yard pass from Mackenzi Adams (Bryant Hahnfeldt kick), 7:22 left. Drive: 11 plays, 60 yards, 4:04 elapsed. Score: Alabama 24, Vanderbilt 10.

ATTENDANCE — 39,773 (capacity: 39,773)

TEAM STATISTICS

| | UA | VCU |
|-------------------------------|-------|-------|
| First Downs | 22 | 13 |
| Rushing | 12 | 5 |
| Passing | 8 | 8 |
| Penalty | 0 | 0 |
| Rushing Attempts | 48 | 26 |
| Yards Gained Rushing | 249 | 78 |
| Yards Lost Rushing | 28 | 21 |
| Net Yards Rushing | 221 | 57 |
| Net Yards Passing | 150 | 175 |
| Passes Attempted | 28 | 41 |
| Passes Completed | 14 | 18 |
| Interceptions Thrown | 1 | 1 |
| Total Offensive Plays | 76 | 67 |
| Total Net Yards | 371 | 232 |
| Average Gain Per Play | 5.4 | 4.3 |
| Fumbles: Number-Lost | 2-0 | 3-0 |
| Penalties: Number-Yards | 6-40 | 5-50 |
| Number of Punts-Yards | 5-208 | 8-257 |
| Average Yards Per Punt | 41.6 | 32.1 |
| Punt Returns: Number-Yards | 3-79 | 3-10 |
| Kickoff Returns: Number-Yards | 3-59 | 5-75 |
| Interceptions: Number-Yards | 1-0 | 1-17 |
| Fumble Returns: Number-Yards | 0-0 | 0-0 |
| Time of Possession | 33:47 | 26:13 |
| Third Down Conversions | 6-15 | 6-18 |
| Fourth Down Conversions | 0-0 | 1-3 |
| Sacks By: Number-Yards | 2-18 | 1-5 |

ALABAMA

| RUSHING | Att. | Gain | Lost | Net | TD | LG |
|-------------------------------------------------------------------------------------------------------------------------------------------------------------------------------------------------------------|--------|------------|--------|-------|-----|-------|
| Terry Grant | 24 | 174 | 1 | 173 | 2 | 35 |
| Glen Coffee | 11 | 54 | 6 | 48 | 0 | 12 |
| John Parker Wilson | 7 | 13 | 8 | 5 | 0 | 6 |
| Jimmy Johns | 3 | 8 | 5 | 3 | 0 | 4 |
| Team | 3 | 0 | 8 | -8 | 0 | - |
| PASSING | Att. | Comp. | Int. | Yards | TD | LG |
| John Parker Wilson | 28 | 14 | 1 | 150 | 0 | 30 |
| RECEIVING | No. | Yards | TD | LG | | |
| DJ Hall | 3 | 67 | 0 | 30 | | |
| Terry Grant | 3 | 26 | 0 | 17 | | |
| Mike McCoy | 3 | 15 | 0 | 9 | | |
| Glen Coffee | 2 | 18 | 0 | 14 | | |
| Nick Walker | 2 | 11 | 0 | 6 | | |
| Jimmy Johns | 1 | 13 | 0 | 13 | | |
| PUNTING | No. | Yards | Avg. | LG | I20 | TB |
| P.J. Fitzgerald | 5 | 208 | 41.6 | 58 | 1 | 0 |
| PUNT RETURNS | No. | Yards | Avg. | LG | TD | |
| Javier Arenas | 3 | 79 | 26.3 | 69 | 0 | |
| KICKOFF RETURNS | No. | Yards | Avg. | LG | TD | |
| Javier Arenas | 3 | 59 | 19.7 | 23 | 0 | |
| INTERCEPTION RETURNS | No. | Yards | Avg. | LG | TD | |
| Rashad Johnson | 1 | 0 | 0.0 | 0 | 0 | |
| FIELD GOALS | FG-FGA | Good | Missed | | | |
| Leigh Tiffin | 3-5 | 20, 40, 29 | 49, 48 | | | |
| KICKOFFS | No. | Yards | Avg. | TB | OB | |
| Leigh Tiffin | 5 | 269 | 53.8 | 0 | 0 | |
| ALL-PURPOSE | Rush | Rec. | KOR | PR | IR | TOTAL |
| Terry Grant | 173 | 26 | 0 | 0 | 0 | 199 |
| Javier Arenas | 0 | 0 | 59 | 79 | 0 | 138 |
| DJ Hall | 0 | 67 | 0 | 0 | 0 | 67 |
| Glen Coffee | 48 | 18 | 0 | 0 | 0 | 66 |
| FUMBLES | No. | Lost | | | | |
| John Parker Wilson | 2 | 0 | | | | |
| DEFENSIVE LEADERS | | | | | | |
| Tackles — Darren Mustin (LB) 6; Rolando McClain (LB) 6; Kareem Jackson (DB) 5; Lionel Mitchell (DB) 5; Ezekial Knight (LB) 5; Marcus Carter (DB) 4; Wallace Gilberry (DL) 4; Simeon Castille (DB) 4. | | | | | | |
| Sacks (2-18) — Rolando McClain (LB) 1-9; Bobby Greenwood (DL) 1-9. | | | | | | |
| Tackles For Loss (4-22) — Bobby Greenwood (DL) 2-10; Rolando McClain (LB) 1-9; Wallace Gilberry (DL) 1-3. | | | | | | |
| Passes Broken Up (4) — Rolando McClain (LB) 1; Ezekial Knight (LB) 1; Simeon Castille (DB) 1; Rashad Johnson (DB) 1. | | | | | | |

VANDERBILT

| RUSHING | Att. | Gain | Lost | Net | TD | LG |
|------------------------------------------------------------------------------------------------------------------------------|--------|-------|--------|-------|-----|-------|
| C. Jackson-Garrison | 6 | 32 | 0 | 32 | 0 | 25 |
| Jeff Jennings | 9 | 33 | 1 | 32 | 0 | 8 |
| Jared Hawkins | 1 | 2 | 0 | 2 | 0 | 2 |
| Mackenzi Adams | 7 | 9 | 11 | -2 | 0 | 6 |
| Chris Nickson | 3 | 2 | 9 | -7 | 0 | 2 |
| PASSING | Att. | Comp. | Int. | Yards | TD | LG |
| Mackenzi Adams | 23 | 13 | 0 | 108 | 1 | 17 |
| Chris Nickson | 18 | 5 | 1 | 67 | 0 | 17 |
| RECEIVING | No. | Yards | TD | LG | | |
| Earl Bennett | 4 | 52 | 0 | 17 | | |
| Justin Green | 3 | 30 | 0 | 17 | | |
| Justin Wheeler | 3 | 21 | 0 | 11 | | |
| George Smith | 2 | 23 | 1 | 15 | | |
| Jeff Jennings | 2 | 20 | 0 | 12 | | |
| Sean Walker | 1 | 16 | 0 | 16 | | |
| Jake Bradford | 1 | 9 | 0 | 9 | | |
| Bryant Anderson | 1 | 4 | 0 | 4 | | |
| Cassen Jackson-Garrison | 1 | 0 | 0 | - | | |
| PUNTING | No. | Yards | Avg. | LG | I20 | TB |
| Brett Upson | 8 | 257 | 32.1 | 42 | 1 | 0 |
| PUNT RETURNS | No. | Yards | Avg. | LG | TD | |
| Earl Bennett | 2 | 10 | 5.0 | 9 | 0 | |
| Alex Washington | 1 | 0 | 0.0 | - | 0 | |
| KICKOFF RETURNS | No. | Yards | Avg. | LG | TD | |
| D.J. Moore | 4 | 75 | 18.8 | 22 | 0 | |
| Nate Campbell | 1 | 0 | 0.0 | - | 0 | |
| INTERCEPTION RETURNS | No. | Yards | Avg. | LG | TD | |
| Reshard Langford | 1 | 17 | 17.0 | 17 | 0 | |
| FIELD GOALS | FG-FGA | Good | Missed | | | |
| Bryant Hahnfeldt | 1-1 | 33 | - | | | |
| KICKOFFS | No. | Yards | Avg. | TB | OB | |
| Bryant Hahnfeldt | 3 | 190 | 63.3 | 0 | 0 | |
| ALL-PURPOSE | Rush | Rec. | KOR | PR | IR | Total |
| D.J. Moore | 0 | 0 | 75 | 0 | 0 | 75 |
| Earl Bennett | 0 | 52 | 0 | 10 | 0 | 62 |
| Jeff Jennings | 32 | 20 | 0 | 0 | 0 | 52 |
| C. Jackson-Garrison | 32 | 0 | 0 | 0 | 0 | 32 |
| FUMBLES | No. | Lost | | | | |
| Earl Bennett | 2 | 0 | | | | |
| Mackenzi Adams | 1 | 0 | | | | |
| DEFENSIVE LEADERS | | | | | | |
| Tackles — D.J. Moore (DB) 13; Jonathan Goff (LB) 9; Steven Stone (DL) 8; Marcus Buggs (LB) 8; Curtis Gatewood (DL) 7. | | | | | | |
| Tackles For Loss (5-17) — Marcus Buggs (LB) 2-10; Curtis Gatewood (DL) 2-3; Steven Stone (DL) 1-4. | | | | | | |
| Passes Broken Up (5) — D.J. Moore (DB) 2; Myron Lewis (DB) 2; Reshard Langford (DB) 1. | | | | | | |

Alabama Football

vs. Arkansas

Alabama 41, (16) Arkansas 38
 September 15, 2007
 Bryant-Denny Stadium • Tuscaloosa, Ala.

TIDE FACT: Alabama's wide receivers caught 23 passes for 325 yards, including Caddell's 4-yard TD with eight seconds left in the game.

TUSCALOOSA — Pushed to the brink, Alabama came up with a clutch defensive stand and a last-minute drive led by John Parker Wilson and Matt Caddell for a dramatic 41-38 victory over 16th-ranked Arkansas before a sellout crowd at Bryant-Denny Stadium and an ESPN national television audience. Caddell caught a 4-yard touchdown pass in the corner of the end zone from Wilson with 8 seconds left, lifting the Crimson Tide to Saban's first big victory at Alabama.

The Crimson Tide (3-0, 2-0 Southeastern Conference) survived a relentless onslaught from Arkansas tailback Darren McFadden, and made a sideline decision that worked perfectly. After twice losing 21-point leads, Alabama marched down the field from its own 27 over the final 2:13, mostly on the Wilson-to-Caddell connection. Wilson hit Caddell across the middle for a 19-yard completion and two 9-yarders to move the ball across midfield. Arkansas' Kevin Woods and Mattered Richardson were both whistled for pass interference, Richardson on a third-and-9 play to set Alabama up with a first down at the 13.

After Wilson hit Keith Brown for a 9-yard gain, he found a leaping Caddell in the left side of the end zone two plays later.

"I knew if I got it up there and gave him a chance, he'd make a play," said Wilson, who was 7-for-8 for 56 yards on the final drive. "I got the ball outside and gave Matt a chance to make the play, and he did."

The Tide's decision to settle for Leigh Tiffin's 42-yard field goal to make it 38-34 paid off when Arkansas was stopped on its next possession. McFadden sat out the series with a slight concussion, coach Houston Nutt said.


"I did have confidence that we could stop them," Saban said. "I asked the players on the sidelines, 'Can we stop them?' They said they could, so I believed them. And they did. It was the right thing to do."

Casey Dick's 7-yard touchdown pass, his third of the game, to Peyton Hillis with 8:08 left gave Arkansas its first lead. It was set up by McFadden's 20-yard run and a 32-yarder by Felix Jones on consecutive plays. "I thought that we started playing football like we know how to play it," Nutt said. "We showed a lot of heart and a lot of character. I really thought this was our game."

Arkansas had trailed 31-10 late in the third quarter, but capitalized on a fumble and interception by Wilson. McFadden rushed for two fourth-quarter touchdowns, and finished with 195 yards on 33 carries.

Alabama countered McFadden with Wilson's passing. He completed 24-of-45 passes for career highs of 327 yards and four touchdowns, but was intercepted twice. Caddell had nine catches for 91 yards and DJ Hall gained a career-high 172 yards on six receptions. Hall passed Ozzie Newsome to become the Tide's all-time leading receiver with a 44-yarder on the Tide's first offensive play.

Terry Grant gained 96 yards on 20 carries for the Tide. Jones ran 16 times for 96 yards for the Razorbacks, who gained 301 yards rushing, mostly in the second half.



SCORING SUMMARY

| | | | | | | |
|----------|----|----|----|----|---|----|
| Arkansas | 0 | 10 | 7 | 21 | - | 38 |
| Alabama | 21 | 0 | 10 | 10 | - | 41 |

FIRST QUARTER

UA — DJ Hall 9-yard pass from John Parker Wilson (Leigh Tiffin kick), 8:35 left. Drive: 2 plays, 9 yards, 0:39 elapsed. Score: Alabama 7, Arkansas 0.

UA — Glen Coffee 14-yard run (Tiffin kick), 4:21 left. Drive: 6 plays, 74 yards, 1:44 elapsed. Score: Alabama 14, Arkansas 0.

UA — DJ Hall 35-yard pass from Wilson (Tiffin kick), 1:27 left. Drive: 4 plays, 80 yards, 1:08 elapsed. Score: Alabama 21, Arkansas 0.

SECOND QUARTER

ARK — Crosby Tuck 40-yard pass from Casey Dick (Alex Tejada kick), 6:03 left. Drive: 6 plays, 84 yards, 2:07 elapsed. Score: Alabama 21, Arkansas 7.

ARK — Alex Tejada 22-yard field goal, 0:23 left. Drive: 10 plays, 51 yards, 2:33 elapsed. Score: Alabama 21, Arkansas 10.

THIRD QUARTER

UA — Leigh Tiffin 24-yard field goal, 10:57 left. Drive: 5 plays, 41 yards, 1:30 elapsed. Score: Alabama 24, Arkansas 10.

UA — Nick Walker 2-yard pass from Wilson (Tiffin kick), 5:15 left. Drive: 1 play, 2 yards, 0:06 elapsed. Score: Alabama 31, Arkansas 10.

ARK — Andrew Davie 2-yard pass from Dick (Tejada kick), 3:05 left. Drive: 5 plays, 61 yards, 2:10 elapsed. Score: Alabama 31, Arkansas 17.

FOURTH QUARTER

ARK — Darren McFadden 1-yard run (Tejada kick), 14:56 left. Drive: 7 plays, 42 yards, 1:27 elapsed. Score: Alabama 31, Arkansas 24.

ARK — McFadden 5-yard run (Tejada kick), 12:05 left. Drive: 6 plays, 26 yards, 2:43 elapsed. Score: Alabama 31, Arkansas 31.

ARK — Peyton Hillis 7-yard pass from Dick (Tejada kick), 8:08 left. Drive: 6 plays, 64 yards, 2:22 elapsed. Score: Arkansas 38, Alabama 31.

UA — Leigh Tiffin 42-yard field goal, 4:20 left. Drive: 12 plays, 46 yards, 3:48 elapsed. Score: Arkansas 38, Alabama 34.

UA — Matt Caddell 4-yard pass from Wilson (Tiffin kick), 0:08 left. Drive: 9 plays, 73 yards, 2:05 elapsed. Score: Alabama 41, Arkansas 38.

ATTENDANCE — 92,138 (capacity: 92,138)

TEAM STATISTICS

| | UA | ARK |
|-----------------------|-----|-----|
| First Downs | 24 | 22 |
| Rushing | 6 | 16 |
| Passing | 14 | 5 |
| Penalty | 4 | 1 |
| Rushing Attempts | 34 | 53 |
| Yards Gained Rushing | 154 | 312 |
| Yards Lost Rushing | 31 | 11 |
| Net Yards Rushing | 123 | 301 |
| Net Yards Passing | 327 | 149 |
| Passes Attempted | 45 | 25 |
| Passes Completed | 24 | 12 |
| Interceptions Thrown | 2 | 1 |
| Total Offensive Plays | 79 | 78 |
| Total Net Yards | 450 | 450 |

| | | |
|-------------------------------|-------|-------|
| Average Gain Per Play | 5.7 | 5.8 |
| Fumbles: Number-Lost | 2-1 | 2-2 |
| Penalties: Number-Yards | 7-63 | 7-81 |
| Number of Punts-Yards | 5-181 | 7-313 |
| Average Yards Per Punt | 36.2 | 44.7 |
| Punt Returns: Number-Yards | 6-79 | 2-6 |
| Kickoff Returns: Number-Yards | 4-83 | 5-105 |
| Interceptions: Number-Yards | 1-6 | 2-14 |
| Fumble Returns: Number-Yards | 0-0 | 0-0 |
| Time of Possession | 29:33 | 30:27 |
| Third Down Conversions | 7-16 | 7-16 |
| Fourth Down Conversions | 0-0 | 0-0 |
| Sacks By: Number-Yards | 0-0 | 2-20 |

ALABAMA

RUSHING

| | Att. | Gain | Lost | Net | TD | LG |
|--------------------|------|------|------|-----|----|----|
| Terry Grant | 20 | 105 | 9 | 96 | 0 | 39 |
| Glen Coffee | 7 | 34 | 0 | 34 | 1 | 14 |
| Jimmy Johns | 2 | 3 | 2 | 1 | 0 | 3 |
| John Parker Wilson | 5 | 12 | 20 | -8 | 0 | 9 |

PASSING

| | Att. | Comp. | Int. | Yards | TD | LG |
|--------------------|------|-------|------|-------|----|----|
| John Parker Wilson | 45 | 24 | 2 | 327 | 4 | 44 |

RECEIVING

| | No. | Yards | TD | LG |
|--------------|-----|-------|----|----|
| Matt Caddell | 9 | 91 | 1 | 19 |
| DJ Hall | 6 | 172 | 2 | 44 |
| Mike McCoy | 5 | 28 | 0 | 9 |
| Keith Brown | 2 | 18 | 0 | 9 |
| Will Oakley | 1 | 16 | 0 | 16 |
| Nick Walker | 1 | 2 | 1 | 2 |

PUNTING

| | No. | Yards | Avg. | LG | I20 | TB |
|-----------------|-----|-------|------|----|-----|----|
| P.J. Fitzgerald | 5 | 181 | 36.2 | 46 | 4 | 0 |

PUNT RETURNS

| | No. | Yards | Avg. | LG | TD |
|---------------|-----|-------|------|----|----|
| Javier Arenas | 6 | 79 | 13.2 | 58 | 0 |

KICKOFF RETURNS

| | No. | Yards | Avg. | LG | TD |
|---------------|-----|-------|------|----|----|
| Jonathan Lowe | 3 | 49 | 16.3 | 28 | 0 |
| Javier Arenas | 1 | 34 | 34.0 | 34 | 0 |

INTERCEPTION RETURNS

| | No. | Yards | Avg. | LG | TD |
|---------------|-----|-------|------|----|----|
| Darren Mustin | 1 | 6 | 6.0 | 6 | 0 |

FIELD GOALS

| | FG-FGA | Good | Missed |
|--------------|--------|--------|--------|
| Leigh Tiffin | 2-3 | 24, 42 | 37 |

KICKOFFS

| | No. | Yards | Avg. | TB | OB |
|--------------|-----|-------|------|----|----|
| Leigh Tiffin | 8 | 448 | 56.0 | 1 | 1 |

ALL-PURPOSE

| | Rush | Rec. | KOR | PR | IR | TOTAL |
|---------------|------|------|-----|----|----|-------|
| DJ Hall | 0 | 172 | 0 | 0 | 0 | 172 |
| Javier Arenas | 0 | 0 | 34 | 79 | 0 | 113 |
| Terry Grant | 96 | 0 | 0 | 0 | 0 | 96 |
| Matt Caddell | 0 | 91 | 0 | 0 | 0 | 91 |

FUMBLES

| | No. | Lost |
|--------------------|-----|------|
| Javier Arenas | 1 | 0 |
| John Parker Wilson | 1 | 1 |

DEFENSIVE LEADERS

Tackles — Keith Saunders (LB) 10; Ezekial Knight (LB) 9; Rashad Johnson (DB) 8; Rolando McClain (DB) 8; Simeon Castille (DB) 7; Marcus Carter (DB) 6; Wallace Gilberry (DL) 6.

Sacks (0-0) — None.

Tackles For Loss (7-10) — Marcus Carter (DB) 1.5-3; Wallace Gilberry (DL) 1.5-3; Ezekial Knight (LB) 1.5-1; Darren Mustin (LB) 1-2; Lorenzo Washington (DL) 0.5-1; Bobby Greenwood (DL) 0.5-0; Demarcus Waldrop (LB) 0.5-0.

Passes Broken Up (4) — Ezekial Knight (LB) 1; Wallace Gilberry (DL) 1; Simeon Castille (DB) 1; Lionel Mitchell (DB) 1.

ARKANSAS

| RUSHING | Att. | Gain | Lost | Net | TD | LG |
|-----------------|------|------|------|-----|----|----|
| Darren McFadden | 33 | 195 | 0 | 195 | 2 | 23 |
| Felix Jones | 16 | 106 | 10 | 96 | 0 | 36 |
| Michael Smith | 3 | 9 | 1 | 8 | 0 | 5 |
| Peyton Hillis | 1 | 2 | 0 | 2 | 0 | 2 |

PASSING

| | Att. | Comp. | Int. | Yards | TD | LG |
|-----------------|------|-------|------|-------|----|----|
| Casey Dick | 23 | 11 | 1 | 145 | 3 | 40 |
| Robert Johnson | 1 | 1 | 0 | 4 | 0 | 4 |
| Darren McFadden | 0 | 1 | 0 | 0 | 0 | - |

RECEIVING

| | No. | Yards | TD | LG |
|-----------------|-----|-------|----|----|
| London Crawford | 3 | 47 | 0 | 22 |
| Peyton Hillis | 3 | 34 | 1 | 21 |
| Darren McFadden | 3 | 16 | 0 | 9 |
| Crosby Tuck | 1 | 40 | 1 | 40 |
| Robert Johnson | 1 | 10 | 0 | 10 |
| Andrew Davie | 1 | 2 | 1 | 2 |

PUNTING

| | No. | Yards | Avg. | LG | I20 | TB |
|--------------|-----|-------|------|----|-----|----|
| Jeremy Davis | 7 | 313 | 44.7 | 54 | 0 | 1 |

PUNT RETURNS

| | No. | Yards | Avg. | LG | TD |
|-------------|-----|-------|------|----|----|
| Reggie Fish | 2 | 6 | 3.0 | 5 | 0 |

KICKOFF RETURNS

| | No. | Yards | Avg. | LG | TD |
|---------------------|-----|-------|------|----|----|
| Felix Jones | 3 | 56 | 18.7 | 23 | 0 |
| Darren McFadden | 2 | 49 | 24.5 | 27 | 0 |
| Mattered Richardson | 1 | 9 | 9.0 | 9 | 0 |
| Jerrell Norton | 1 | 5 | 5.0 | 5 | 0 |

FIELD GOALS

| | FG-FGA | Good | Missed |
|-------------|--------|------|--------|
| Alex Tejada | 1-1 | 22 | - |

KICKOFFS

| | No. | Yards | Avg. | TB | OB |
|-------------|-----|-------|------|----|----|
| Brian Vavra | 7 | 355 | 50.7 | 0 | 0 |

ALL-PURPOSE

| | Rush. | Rec. | KOR | PR | IR | Total |
|-----------------|-------|------|-----|----|----|-------|
| Darren McFadden | 195 | 16 | 49 | 0 | 0 | 260 |
| Felix Jones | 96 | 0 | 56 | 0 | 0 | 152 |
| London Crawford | 0 | 47 | 0 | 0 | 0 | 47 |
| Crosby Tuck | 0 | 40 | 0 | 0 | 0 | 40 |

FUMBLES

| | No. | Lost |
|-----------------|-----|------|
| London Crawford | 1 | 1 |
| Darren McFadden | 1 | 1 |

DEFENSIVE LEADERS

Tackles — Michael Grant (DB) 9; Matt Hewitt (DB) 8; Freddie Fairchild (LB) 7; Jerrell Norton (DB) 6; Mattered Richardson (DB) 6.

Tackles For Loss (8-31) — Ernest Mitchell (DL) 2.5-15; Malcolm Sheppard (DL) 2-3; Matt Hewitt (DB) 1.5-8; Ryan Powers (LB) 1-1; Mattered Richardson (DB) 0.5-2; Antwain Robinson (DL) 0.5-2.

Passes Broken Up (3) — Jerrell Norton (DB) 2; Michael Grant (DB) 1.

Alabama Football

vs. Georgia

(22) Georgia 26, (16) Alabama 23 (OTL)
 September 22, 2007
 Bryant-Denny Stadium • Tuscaloosa, Ala.

TIDE FACT: John Parker Wilson had two rushing touchdowns against Georgia.

TUSCALOOSA – For the second consecutive game, Alabama came up with a clutch defensive stand and a last-minute drive led by John Parker Wilson in a dramatic fourth quarter comeback. But this time, a 10-point last-minute explosion wasn't enough to earn a victory as Georgia (3-1 overall, 1-1 in the Southeastern Conference) knocked off the Crimson Tide, 26-23, in overtime before a sellout crowd at Bryant-Denny Stadium and an ESPN national television audience.

Georgia quarterback Matthew Stafford hit receiver Mikey Henderson with a 25-yard pass for a touchdown in the first overtime period to give the Bulldogs the victory. Georgia's winning play, on its first offensive snap of the overtime period, erased a 23-20 Alabama lead that capped a Crimson Tide comeback that erased a 10-point Georgia lead.

Georgia took a 20-10 lead with 12:23 left in the fourth quarter on a 47-yard field goal by Brandon Coutu before the Tide offense awoke. Alabama (3-1 overall, 2-1 in the SEC) responded with a 61-yard, 13-play drive to a 22-yard Leigh Tiffin field goal to draw within 20-13 with 6:30 remaining. After the Tide defense forced a Georgia punt, the Tide took over at its own 12-yard line with 4:44 to go. Alabama marched 88 yards in 10 plays to score on a six-yard scramble by quarterback John Parker Wilson with 1:09 remaining. Tiffin's conversion kick tied the game at 20-20. Georgia drove to a 48-yard field attempt by Coutu on the final play of regulation, but the kick missed wide to force overtime.

"I think the biggest difference in the game was time of possession and their ability to keep the ball," Tide coach Nick Saban said. "It was really a problem in the first half."

Georgia won the overtime coin toss and chose to play defense first. After Alabama could not mount a drive, Tiffin entered and kicked a 42-yard field goal to give the Tide a 23-20 lead. On the next play, Georgia ended the game in the southeast corner of Bryant-Denny Stadium. After faking a handoff, Stafford lofted a pass to the end zone for Henderson, who made an over-the-shoulder catch for his first career touchdown and ended the Tide's hopes of a second straight dramatic victory.

Stafford completed 19-of-35 passes for 224 yards and two touchdowns but was intercepted twice. He was excellent on third downs, helping Georgia convert 9-for-19 and keep the ball nearly nine minutes longer than Alabama. After falling behind the Bulldogs, 10-0, Alabama got a 40-yard field goal by Tiffin as the clock expired at halftime to cut the lead to seven. After a Rashad Johnson interception and a 30-yard run from Terry Grant, Wilson sneaked for a one-yard touchdown to tie the game at 10.

A touchdown and a field goal from Georgia gave the Bulldogs a 20-10 lead with just over 12 minutes left in the game. The Tide started its late comeback with Tiffin's 22-yard field goal on a drive kept alive by a pass interference call on fourth-and-7. Alabama held Georgia without a first down and got the ball back at its own 12 with 4:44 left. Wilson hit Keith Brown down the left sideline for a 43-yard gain after Brown broke free from cornerback Bryan Evans, moving into Georgia territory. Roy Upchurch's tackle-breaking 10-yard run up the middle gave Alabama first-and-goal from the 6. Then Wilson dropped backed before quickly darting into an open lane and zigzagging into the end zone with 1:09 left. Wilson threw for 185 yards, completing 17-of-35 passes. Glen Coffee and Terry Grant combined for 142 yards rushing for Alabama.

Georgia nearly earned the win in regulation time. Stafford moved the ball downfield in the final 1:09 despite having only one time out to work with, but Brandon Coutu's 47-yard field goal attempt went wide left as time ran out. The Tide started overtime with the ball but failed to gain a yard and Tiffin put Alabama ahead with a 42-yard field goal.

"You can't execute the way we did in the first half and do some of the things that we did out there and have a chance to be successful against a team like that," Saban said. "We put ourselves in a hole and were unable to overcome it."

SCORING SUMMARY

| | | | | | | |
|---------|---|---|---|----|---|----|
| Georgia | 7 | 3 | 7 | 7 | 6 | 26 |
| Alabama | 0 | 3 | 7 | 10 | 3 | 23 |

FIRST QUARTER

GA – Thomas Brown 10-yard pass from Matthew Stafford (Brandon Coutu kick), 9:30 left. Drive: 10 plays, 70 yards, 5:30 elapsed. Score: Georgia 7, Alabama 0.

SECOND QUARTER

GA – Brandon Coutu 45-yard field goal, 6:21 left. Drive: 10 plays, 42 yards, 4:30 elapsed. Score: Georgia 10, Alabama 0.

UA – Leigh Tiffin 40-yard field goal, 0:00 left. Drive: 7 plays, 46 yards, 0:44 elapsed. Score: Georgia 10, Alabama 3.

THIRD QUARTER

UA – John Parker Wilson 1-yard run (Leigh Tiffin kick), 10:15 left. Drive: 3 plays, 37 yards, 0:48 elapsed. Score: Georgia 10, Alabama 10.

GA – Knowshon Moreno 6-yard run (Coutu kick), 6:08 left. Drive: 9 plays, 73 yards, 4:07 elapsed. Score: Georgia 17, Alabama 10.

FOURTH QUARTER

GA – Coutu 47-yard field goal, 12:23 left. Drive: 9 plays, 31 yards, 3:50 elapsed. Score: Georgia 20, Alabama 10.

UA – Tiffin 22-yard field goal, 6:30 left. Drive: 13 plays, 61 yards, 5:53 elapsed. Score: Georgia 20, Alabama 13.

UA – Wilson 6-yard run (Tiffin kick), 1:09 left. Drive: 10 plays, 88 yards, 3:35 elapsed. Score: Georgia 20, Alabama 20.

OVERTIME

UA – Tiffin 42-yard field goal. Drive: 4 plays, 0 yards. Score: Alabama 23, Georgia 20.

GA – Mikey Henderson 25-yard pass from Matthew Stafford (no kick). Drive: 1 play, 25 yards. Score: Georgia 26, Alabama 23.

ATTENDANCE – 92,138 (capacity: 92,138)

TEAM STATISTICS

| | | |
|-------------------------------|-------|-------|
| First Downs | UA | UGA |
| Rushing | 18 | 20 |
| Passing | 9 | 6 |
| Penalty | 7 | 13 |
| Rushing Attempts | 2 | 1 |
| Yards Gained Rushing | 35 | 40 |
| Yards Lost Rushing | 176 | 165 |
| Net Yards Rushing | 12 | 12 |
| Net Yards Passing | 164 | 153 |
| Passes Attempted | 185 | 224 |
| Passes Completed | 35 | 36 |
| Interceptions Thrown | 17 | 19 |
| Total Offensive Plays | 0 | 2 |
| Total Net Yards | 70 | 76 |
| Average Gain Per Play | 349 | 377 |
| Fumbles: Number-Lost | 5.0 | 5.0 |
| Penalties: Number-Yards | 1-1 | 0-0 |
| Number of Punts-Yards | 4-39 | 9-71 |
| Average Yards Per Punt | 7-270 | 5-194 |
| Punt Returns: Number-Yards | 38.6 | 38.8 |
| Kickoff Returns: Number-Yards | 1-9 | 3-39 |
| Interceptions: Number-Yards | 5-80 | 4-84 |
| Fumble Returns: Number-Yards | 2-33 | 0-0 |
| | 0-0 | 0-0 |

Time of Possession

| | | |
|-------------------------|-------|-------|
| Third Down Conversions | 25:38 | 34:22 |
| Fourth Down Conversions | 3-15 | 9-19 |
| Sacks By: Number-Yards | 0-1 | 1-1 |
| | 0-0 | 1-3 |

ALABAMA

| | | | | | | |
|-----------------------------|------|-------|------|-------|-----|----|
| RUSHING | Att. | Gain | Lost | Net | TD | LG |
| Terry Grant | 11 | 83 | 3 | 80 | 0 | 30 |
| Glen Coffee | 16 | 63 | 1 | 62 | 0 | 13 |
| Roy Upchurch | 2 | 19 | 0 | 19 | 0 | 10 |
| John Parker Wilson | 6 | 11 | 8 | 3 | 2 | 6 |
| PASSING | Att. | Comp. | Int. | Yards | TD | LG |
| John Parker Wilson | 35 | 17 | 0 | 185 | 0 | 43 |
| RECEIVING | No. | Yards | TD | LG | | |
| Mike McCoy | 6 | 47 | 0 | 14 | | |
| Keith Brown | 3 | 73 | 0 | 43 | | |
| DJ Hall | 3 | 46 | 0 | 21 | | |
| Terry Grant | 3 | 9 | 0 | 8 | | |
| Nick Walker | 1 | 5 | 0 | 5 | | |
| Matt Caddell | 1 | 5 | 0 | 5 | | |
| PUNTING | No. | Yards | Avg. | LG | I20 | TB |
| P.J. Fitzgerald | 7 | 270 | 38.6 | 46 | 2 | 1 |
| PUNT RETURNS | No. | Yards | Avg. | LG | TD | |
| Javier Arenas | 1 | 9 | 9.0 | 9 | 0 | |
| KICKOFF RETURNS | No. | Yards | Avg. | LG | TD | |
| Jonathan Lowe | 3 | 48 | 16.0 | 16 | 0 | |
| Javier Arenas | 2 | 32 | 16.0 | 16 | 0 | |
| INTERCEPTION RETURNS | No. | Yards | Avg. | LG | TD | |
| Rashad Johnson | 1 | 26 | 26.0 | 26 | 0 | |
| Lionel Mitchell | 1 | 7 | 7.0 | 7 | 0 | |

FIELD GOALS

| | | | | | | |
|--------------------|--------|----------|--------|----|----|-------|
| Leigh Tiffin | FG-FGA | Good | Missed | | | |
| Leigh Tiffin | 3-3 | 40,22,42 | -- | | | |
| KICKOFFS | No. | Yards | Avg. | TB | OB | |
| Leigh Tiffin | 4 | 235 | 58.8 | 0 | 0 | |
| ALL-PURPOSE | Rush | Rec. | KOR | PR | IR | TOTAL |
| Terry Grant | 80 | 9 | 0 | 0 | 0 | 89 |
| Keith Brown | 0 | 73 | 0 | 0 | 0 | 73 |
| Glen Coffee | 62 | 0 | 0 | 0 | 0 | 62 |
| Jonathan Lowe | 0 | 0 | 48 | 0 | 0 | 48 |

FUMBLES

| | | |
|-------------------------------------------------------------------------------------------------------------------------------------------------------------------|-----|------|
| Jonathan Lowe | No. | Lost |
| Jonathan Lowe | 1 | 1 |
| DEFENSIVE LEADERS | | |
| Tackles – Prince Hall (LB) 12; Rolando McClain (LB) 11; Rashad Johnson (DB) 8; Simeon Castille (DB) 7; Wallace Gilberry (DL) 6; Lionel Mitchell (DB) 6. | | |
| Sacks (0-0) – None. | | |
| Tackles For Loss (5-12) – Rolando McClain (LB) 1-1; Rashad Johnson (DB) 1-1; Simeon Castille (DB) 1-1; Wallace Gilberry (DL) 1-4; Ezekial Knight (LB) 1-5. | | |
| Passes Broken Up (4) – Ezekial Knight (LB) 1; Simeon Castille (DB) 1; Rashad Johnson (DB) 1. | | |

GEORGIA

| | | | | | | |
|-----------------------------|--------|--------|--------|-------|-----|-------|
| RUSHING | Att. | Gain | Lost | Net | TD | LG |
| Thomas Brown | 20 | 84 | 10 | 74 | 0 | 16 |
| Knowshon Moreno | 17 | 76 | 2 | 74 | 1 | 19 |
| Matthew Stafford | 2 | 5 | 0 | 5 | 0 | 3 |
| Barnnan Southerland | 1 | 0 | 0 | 0 | 0 | - |
| PASSING | Att. | Comp. | Int. | Yards | TD | LG |
| Matthew Stafford | 35 | 19 | 2 | 224 | 2 | 33 |
| RECEIVING | No. | Yards | TD | LG | | |
| Sean Bailey | 5 | 74 | 0 | 33 | | |
| Thomas Brown | 5 | 39 | 1 | 12 | | |
| Mikey Henderson | 3 | 36 | 1 | 25 | | |
| Mohamed Massaquoi | 2 | 23 | 0 | 18 | | |
| Kris Durham | 1 | 19 | 0 | 19 | | |
| Tripp Chandler | 1 | 11 | 0 | 11 | | |
| PUNTING | No. | Yards | Avg. | LG | I20 | TB |
| Brian Mimbs | 5 | 194 | 38.8 | 48 | 2 | 0 |
| PUNT RETURNS | No. | Yards | Avg. | LG | TD | |
| Mikey Henderson | 3 | 39 | 13.0 | 22 | 0 | |
| KICKOFF RETURNS | No. | Yards | Avg. | LG | TD | |
| Thomas Brown | 3 | 68 | 22.7 | 25 | 0 | |
| Shaun Chapas | 1 | 16 | 16.0 | 16 | 0 | |
| INTERCEPTION RETURNS | No. | Yards | Avg. | LG | TD | |
| None | | | | | | |
| FIELD GOALS | FG-FGA | Good | Missed | | | |
| Brandon Coutu | 2-4 | 45, 47 | 50, 47 | | | |
| KICKOFFS | No. | Yards | Avg. | TB | OB | |
| Brandon Coutu | 5 | 298 | 59.6 | 0 | 0 | |
| ALL-PURPOSE | Rush. | Rec. | KOR | PR | IR | Total |
| Thomas Brown | 74 | 39 | 68 | 0 | 0 | 181 |
| K. Moreno | 74 | 22 | 0 | 0 | 0 | 96 |
| Mike Henderson | 0 | 36 | 0 | 39 | 0 | 75 |
| Sean Bailey | 0 | 74 | 0 | 0 | 0 | 74 |

FUMBLES

| | | |
|-----------------------------------------------------------------------------------------------------------------------------------------------------------|-----|------|
| None | No. | Lost |
| None | | |
| DEFENSIVE LEADERS | | |
| Tackles – Asher Allen (DB) 11; Dannell Ellerbe (LB) 8; Marcus Washington (LB) 8; Kelin Johnson (DB) 5. | | |
| Tackles For Loss (4-9) – Marcus Washington (LB) 1-3; Geno Atkins (DL) 1-2; Thomas Flowers (DB) 1-1; Asher Allen (DB) 0.5-2; Jeff Owens (DL) 0.5-1. | | |
| Passes Broken Up (5) – Prince Miller (DB) 2; Asher Allen (DB) 1; Marcus Howard (DL) 1; Reshad Jones (DB) 1. | | |

Alabama Football

vs. Florida State

Florida State 21, Alabama 14
 September 29, 2007
 Jacksonville (Fla.) Municipal Stadium

TIDE FACT: Alabama and Florida State met for the first time since Oct. 12, 1974.

JACKSONVILLE, Fla. — The Alabama defense held the Florida State offense in check for most of Saturday's game in Jacksonville, but the Seminoles put up 21 second-half points to defeat the Crimson Tide, 21-14, before a record crowd at Jacksonville Municipal Stadium.

Alabama managed 329 total yards in the game, including 181 yards in the game's final eight minutes with junior quarterback John Parker Wilson setting career single-game highs for completions (28) and attempts (53) in the loss. On the ground, freshman Terry Grant again led the Tide with a season-low 36 yards on nine carries. Senior DJ Hall caught a game-high seven passes for 83 yards and a score for Alabama.

After a scoreless first half, the Seminoles managed touchdown-scoring drives of 67, 5 and 70 yards. Quarterback Xavier Lee, in relief of starter Drew Weatherford, was 12-of-19 for 224 yards and two touchdowns. After Alabama drew within 14-7 with 5:04 left in the fourth quarter, Lee hit De'Cody Fagg for a 70-yard pass to clinch the game for FSU. Alabama drove 60 yards in 8 plays to pull within 21-14 with 1:06 left, but the onside kick recovery by the Tide was disallowed as Alabama committed an illegal touching penalty on the play.

Lee, who entered the game in the second quarter, hit Fagg with a 7-yard pass for the game's first touchdown on the opening drive of the second half. The two then teamed up on a 70-yard TD pass with 4:46 left to give the Seminoles a 21-7 lead. That play came immediately after Alabama scored its first touchdown.

Lee completed 12 of 19 passes for 224 yards after making his first appearance of the year and ran for a game-high 59 yards in what began as a defensive struggle for both teams. Florida State (3-1) gave Bowden, who grew up in Birmingham, Ala., his 369th coaching win in his first game against Alabama. Bowden has three more coaching wins than Penn State's Joe Paterno.

"When it will be emotional is when I go home this summer up to Birmingham and we go out to Roebuck [golf course] and we tee that thing up on the first tee box and I say 'We whipped y'all,'" Bowden said.

Antone Smith scored on a 5-yard run to give Florida State a 14-0 lead early in the fourth quarter. Smith's touchdown, which came one play after Letroy Guion recovered a fumble by Alabama's John Parker Wilson, gave Florida State a 14-0 lead with 9:03 left. Wilson lost the ball as he was being sacked by Florida State's Everette Brown. Alabama (3-2) cut the lead to 14-7 with 5:04 left on DJ Hall's leaping grab in the back of the end zone on a pass from Wilson, who added a 17-yard TD pass to Keith Brown with 1:06 left.

Wilson completed 28 of 53 passes for 240 yards with Hall catching seven for 83 yards. Alabama's leading rusher, Terry Grant, was held to just 36 of the team's 89 rushing yards. "The only thing that we had was underneath," said Wilson, who was sacked three times and had little time to throw deep. Alabama had 78 total yards and three first downs in a scoreless first half while Florida State was only managed five first downs and 89 total yards.

Florida State's two tallest receivers, 6-foot-6 Greg Carr and 6-3 Fagg, combined to catch nine passes for 202 yards. Carr had five catches for 107 yards and Fagg had 95 yards on four catches. It was Florida State's first victory in four tries against Alabama in the first meeting between the schools since 1974. The 85,412 fans at the game were the most to see a game in Jacksonville, exceeding attendance at the 2004 Super Bowl game or any of the annual Georgia-Florida rivalry games.

SCORING SUMMARY

| | | | | | |
|---------------|---|---|---|----|----|
| Alabama | 0 | 0 | 0 | 14 | 14 |
| Florida State | 0 | 0 | 7 | 14 | 21 |

FIRST QUARTER

No Scoring

SECOND QUARTER

No Scoring

THIRD QUARTER

FSU — De'Cody Fagg 7-yard pass from Xavier Lee (Gary Cismesia kick), 10:50 left.

Drive: 8 plays, 67 yards, 4:03 elapsed. Score: FSU 7, Alabama 0

FOURTH QUARTER

FSU — Antone Smith 5-yard run (Cismesia kick), 9:03 left

Drive: 1 play, 5 yards, 0:06 elapsed. Score: FSU 14, Alabama 0

UA — DJ Hall 7-yard pass from John Parker Wilson (Leigh Tiffin kick), 5:04 left. Drive: 13 plays, 91 yards, 3:53 left.

Score: FSU 14, Alabama 7

FSU — Fagg 70-yard pass from Lee (Cismesia kick), 4:46 left

Drive: 1 play, 70 yards, 0:13 elapsed. Score: FSU 21, Alabama 7

UA — Keith Brown 17-yard pass from Wilson (Tiffin kick), 1:06 left.

Drive: 8 plays, 60 yards, 0:59 elapsed.

ATTENDANCE — 85,412 (capacity: 76,000)

TEAM STATISTICS

| | UA | FSU |
|-------------------------------|--------|-------|
| First Downs | 19 | 15 |
| Rushing | 9 | 9 |
| Passing | 10 | 6 |
| Penalty | 0 | 0 |
| Rushing Attempts | 27 | 35 |
| Yards Gained Rushing | 110 | 100 |
| Yards Lost Rushing | 21 | 18 |
| Net Yards Rushing | 89 | 82 |
| Net Yards Passing | 240 | 266 |
| Passes Attempted | 53 | 30 |
| Passes Completed | 28 | 19 |
| Interceptions Thrown | 0 | 1 |
| Total Offensive Plays | 80 | 65 |
| Total Net Yards | 329 | 348 |
| Average Gain Per Play | 4.1 | 5.4 |
| Fumbles: Number-Lost | 2-1 | 0-0 |
| Penalties: Number-Yards | 4-20 | 9-54 |
| Number of Punts-Yards | 10-369 | 8-301 |
| Average Yards Per Punt | 36.9 | 37.6 |
| Punt Returns: Number-Yards | 0-0 | 2-9 |
| Kickoff Returns: Number-Yards | 1-9 | 2-35 |
| Interceptions: Number-Yards | 1-10 | 0-0 |
| Fumble Returns: Number-Yards | 0-0 | 0-0 |
| Time of Possession | 28:58 | 31:02 |
| Third Down Conversions | 6-20 | 6-16 |
| Fourth Down Conversions | 2-3 | 1-1 |
| Sacks By: Number-Yards | 1-6 | 3-16 |

ALABAMA

| RUSHING | Att. | Gain | Lost | Net | TD | LG |
|----------------------|--------|-------|--------|-------|-----|-------|
| Terry Grant | 9 | 39 | 3 | 36 | 0 | 13 |
| Glen Coffee | 5 | 31 | 0 | 31 | 0 | 11 |
| John Parker Wilson | 10 | 37 | 16 | 21 | 0 | 18 |
| Roy Upchurch | 3 | 3 | 2 | 1 | 0 | 3 |
| PASSING | Att. | Comp. | Int. | Yards | TD | LG |
| John Parker Wilson | 53 | 28 | 0 | 240 | 2 | 27 |
| RECEIVING | No. | Yards | TD | LG | | |
| DJ Hall | 7 | 83 | 1 | 27 | | |
| Matt Caddell | 5 | 41 | 0 | 25 | | |
| Terry Grant | 3 | 38 | 0 | 27 | | |
| Keith Brown | 3 | 34 | 1 | 17 | | |
| Glen Coffee | 3 | 21 | 0 | 8 | | |
| Mike McCoy | 3 | 12 | 0 | 8 | | |
| Nick Walker | 2 | 11 | 0 | 8 | | |
| Roy Upchurch | 2 | 0 | 0 | 1 | | |
| PUNTING | No. | Yards | Avg. | LG | I20 | TB |
| P.J. Fitzgerald | 10 | 369 | 36.9 | 56 | 4 | 1 |
| PUNT RETURNS | No. | Yards | Avg. | LG | TD | |
| None | | | | | | |
| KICKOFF RETURNS | No. | Yards | Avg. | LG | TD | |
| Javier Arenas | 1 | 9 | 9.0 | 9 | 0 | |
| INTERCEPTION RETURNS | No. | Yards | Avg. | LG | TD | |
| Prince Hall | 1 | 10 | 10.0 | 10 | 0 | |
| FIELD GOALS | FG-FGA | Good | Missed | | | |
| None | | | | | | |
| KICKOFFS | No. | Yards | Avg. | TB | OB | |
| Leigh Tiffin | 2 | 112 | 56.0 | 0 | 0 | |
| ALL-PURPOSE | Rush | Rec. | KOR | PR | IR | TOTAL |
| DJ Hall | 0 | 83 | 0 | 0 | 0 | 83 |
| Terry Grant | 36 | 38 | 0 | 0 | 0 | 74 |
| Glen Coffee | 31 | 21 | 0 | 0 | 0 | 52 |
| Matt Caddell | 0 | 41 | 0 | 0 | 0 | 41 |
| FUMBLES | No. | Lost | | | | |
| John Parker Wilson | 1 | 1 | | | | |
| Terry Grant | 1 | 0 | | | | |

DEFENSIVE LEADERS

Tackles — Ezekial Knight (LB) 9; Rolando McClain (LB) 9; Wallace Gilberry (DL) 8; Kareem Jackson (DB) 8; Rashad Johnson (DB) 6.

Sacks (1-6) — Ezekial Knight (LB) 1-6.

Tackles For Loss (6-13) — Ezekial Knight (LB) 2-9; Rolando McClain (LB) 1-1; Kareem Jackson (DB) 1-1; Brian Motley (DL) 1-1; Darren Mustin (LB) 0.5-1; Simeon Castille (DB) 0.5-0.

Passes Broken Up (2) — Ali Sharrief (DB) 1; Marquis Johnson (DB) 1.

FLORIDA STATE

| RUSHING | Att. | Gain | Lost | Net | TD | LG |
|----------------------|--------|-------|--------|-------|-----|-------|
| Xavier Lee | 11 | 62 | 3 | 59 | 0 | 13 |
| Antone Smith | 12 | 20 | 5 | 15 | 1 | 5 |
| Preston Parker | 2 | 9 | 0 | 9 | 0 | 8 |
| Sedrick Holloway | 1 | 5 | 0 | 5 | 0 | 5 |
| Greg Carr | 1 | 2 | 0 | 2 | 0 | 2 |
| Jamaal Edwards | 4 | 2 | 0 | 2 | 0 | 1 |
| D.Vontrey Richardson | 1 | 0 | 1 | -1 | 0 | -1 |
| Drew Weatherford | 1 | 0 | 6 | -6 | 0 | -6 |
| PASSING | Att. | Comp. | Int. | Yards | TD | LG |
| Xavier Lee | 19 | 12 | 1 | 224 | 2 | 70 |
| Drew Weatherford | 11 | 7 | 0 | 42 | 0 | 9 |
| RECEIVING | No. | Yards | TD | LG | | |
| Greg Carr | 5 | 107 | 0 | 58 | | |
| De'Cody Fagg | 4 | 95 | 2 | 70 | | |
| Preston Parker | 4 | 35 | 0 | 12 | | |
| Richard Goodman | 2 | 10 | 0 | 8 | | |
| Antone Smith | 2 | 10 | 0 | 5 | | |
| Caz Piurowski | 1 | 8 | 0 | 8 | | |
| Jamaal Edwards | 1 | 1 | 0 | 1 | | |
| PUNTING | No. | Yards | Avg. | LG | I20 | TB |
| Graham Gano | 6 | 226 | 37.7 | 54 | 3 | 1 |
| Brent Moody | 2 | 75 | 37.5 | 38 | 1 | 1 |
| PUNT RETURNS | No. | Yards | Avg. | LG | TD | |
| Preston Parker | 2 | 9 | 4.5 | 9 | 0 | |
| KICKOFF RETURNS | No. | Yards | Avg. | LG | TD | |
| Michael Ray Garvin | 1 | 23 | 23.0 | 23 | 0 | |
| Preston Parker | 1 | 12 | 12.0 | 12 | 0 | |
| INTERCEPTION RETURNS | No. | Yards | Avg. | LG | TD | |
| None | | | | | | |
| FIELD GOALS | FG-FGA | Good | Missed | | | |
| Gary Cismesia | 0-1 | - | 46 | | | |
| KICKOFFS | No. | Yards | Avg. | TB | OB | |
| Graham Gano | 4 | 280 | 70.0 | 3 | 0 | |
| ALL-PURPOSE | Rush. | Rec. | KOR | PR | IR | Total |
| Greg Carr | 2 | 107 | 0 | 0 | 0 | 109 |
| De'Cody Fagg | 0 | 95 | 0 | 0 | 0 | 95 |
| Preston Parker | 9 | 35 | 12 | 9 | 0 | 65 |
| Xavier Lee | 59 | 0 | 0 | 0 | 0 | 59 |
| FUMBLES | No. | Lost | | | | |
| None | | | | | | |

DEFENSIVE LEADERS

Tackles — Derek Nicholson (LB) 9; Roger Williams (DB) 7; Geno Hayes (LB) 7; Michael Ray Garvin (DB) 6; Darius McClure (DB) 5.

Sacks (3-16) — Everette Brown (2-11), Derek Nicholson (0.5-3), Andre Fluellen (0.5-2).

Tackles For Loss (6-22) — Everette Brown (DL) 2-11; Michael Ray Garvin (DB) 2-4; Letroy Guion (DL) 1-2; Derek Nicholson (LB) 0.5-3; Andre Fluellen (DL) 0.5-2.

Passes Broken Up (4) — Marcus Ball (LB) 2; Myron Rolle (DB) 1; Toddrick Verdell (LB) 1; Dekoda Watson (LB) 1.

Alabama Football

vs. Houston

Alabama 30, Houston 24
 October 6, 2007
 Bryant-Denny Stadium • Tuscaloosa, Ala.

TIDE FACT: DJ set the all-time record with his 1st 3rd career reception in the win over Houston.

TUSCALOOSA — John Parker Wilson threw for two touchdowns and ran for a third, but it took a big defensive play by Simeon Castille for Alabama to put away Houston, 30-24, on the final play. Wilson threw a pair of 23-yard touchdown passes to Nikita Stover and Mike McCoy and scored on a 1-yard sneak to give Alabama (4-2) a 23-0 lead after one quarter.

Houston's nonorthodox no-huddle offense finally broke through, and the Cougars (2-3) found themselves with a chance to tie the game on the final play. Brandon Brinkley picked off Wilson and the Cougars drove to the Alabama 15 with 5 seconds remaining. Facing fourth-and-3, Case Keenum scrambled away from pressure and threw a rainbow into a crowd on the left side of the end zone. Castille came down with the ball to preserve the win and was mobbed by teammates.

Glen Coffee led Alabama with 122 yards and a touchdown on 30 carries. D.J. Hall caught three passes for 19 yards to become Alabama's all-time receptions leader with 153, breaking the old mark set by Freddie Milons.

Houston made it a game despite early breakdowns on defense. Alabama did the bulk of its damage in the first quarter, orchestrating scoring drives of 80, 66 and 85 yards, with junior quarterback John Parker Wilson throwing a pair of 23-yard touchdown passes in the period and sneaking in a score from one yard out on the Tide's opening drive. After taking a 7-0 lead, senior Wallace Gilberry sacked Houston quarterback Blake Joseph in the end zone on the ensuing Cougar possession for a safety to extend the Alabama lead to nine.

Alabama had 201 total yards in the first quarter alone and allowed Houston only four, controlling the ball for more than 12 of the first 15 minutes and grinding out 124 rushing yards in the period for the early 23-point lead.

"Anytime someone runs an offense like [Houston's], you're going to have the opportunity to come back in games and you're never ahead far enough," Alabama head coach Nick Saban said.

After three weeks of the Alabama offense orchestrating late-game scoring drives to keep

the Tide in the game, this time it was the defense's turn to prevent Houston from doing the same thing. After a first-half touchdown, the Cougars added a field goal and two more TDs in the second half while holding the Alabama offense to only 74 second-half yards, drawing to within six with three minutes to go.

But the Alabama defense came up big on Houston's last two offensive drives, picking off a pair of Case Keenum passes — one in the end zone as time expired by Simeon Castille — to preserve the win. After coming into the game last in the SEC in sacks with five, Alabama doubled that total with five against the Cougars. After recording a pair of sacks, Gilberry led the Alabama defense with 11 tackles and 4.5 tackles for losses.

In his first career start for Alabama, sophomore Glen Coffee ran for 121 yards on 30 carries, with a four-yard touchdown in the second half to extend Alabama's lead to 30-10. Wilson finished the day 15-of-27 for 157 yards and two touchdowns. With three catches for 19 yards, Tide senior DJ Hall set the Alabama career receptions record, breaking Freddie Milons' record for career receptions, with 153. Coffee had six catches for 30 yards and junior tight end Nick Walker had two catches for 43 yards.

After spotting Alabama three touchdowns and giving up a safety, Houston got on the board when Blake Joseph threw a 68-yard touchdown pass to Donnie Avery. T.J. Lawrence added a 34-yard field goal.

Alabama built its lead to 30-10 on Coffee's run, which was set up by a fumbled punt, but things got tight for the Tide after that. Keenum scored on a 2-yard run to cap a 75-yard, 12-play drive early in the fourth quarter, and Anthony Aldridge caught a 30-yard touchdown pass from Keenum. The Cougars got the ball back on their own 39 with 2:56 remaining, but Castille's interception killed the comeback.

Houston averaged better than 33 points a game coming in, but it was allowing more than 30 points. The numbers wound up working in favor of Alabama, even though Houston outgained Alabama 404 yards to 347.



SCORING SUMMARY

| | | | | | |
|---------|----|---|---|----|----|
| Houston | 0 | 7 | 3 | 14 | 24 |
| ALABAMA | 23 | 0 | 7 | 0 | 30 |

FIRST QUARTER

UA — John Parker Wilson 1-yard run (Leigh Tiffin kick), 10:21 left.
 Drive: 13 plays, 80 yards, 4:39 elapsed. Score: Alabama 7, Houston 0.
 UA — Team safety (Houston quarterback intentionally grounded ball on pass from end zone), 9:26 left. Score: Alabama 9, Houston 0.
 UA — Nikita Stover 23-yard pass from Wilson (Tiffin kick), 4:23 left.
 Drive: 10 plays, 66 yards, 5:03 elapsed. Score: Alabama 16, Houston 0.
 UA — Mike McCoy 23-yard pass from Wilson (Tiffin kick), 0:00 left.
 Drive: 6 plays, 85 yards, 2:27 elapsed. Score: Alabama 23, Houston 0.

SECOND QUARTER

UH — Donnie Avery 68-yard pass from Blake Joseph (T.J. Lawrence kick), 1:38 left. Drive: 2 plays, 69 yards, 0:17 elapsed. Score: Alabama 23, Houston 7.

THIRD QUARTER

UH — T.J. Lawrence 34-yard field goal, 4:47 left. Drive: 14 plays, 63 yards, 4:48 elapsed. Score: Alabama 23, Houston 10.
 UA — Glen Coffee 4-yard run (Tiffin kick), 1:14 left. Drive: 6 plays, 43 yards, 2:00 elapsed. Score: Alabama 30, Houston 10.

FOURTH QUARTER

UH — Case Keenum 2-yard run (Lawrence kick), 12:30 left. Drive: 11 plays, 75 yards, 3:44 elapsed. Score: Alabama 30, Houston 17.
 UH — Anthony Aldridge 30-yard pass from Case Keenum (Lawrence kick), 7:06 left. Drive: 8 plays, 74 yards, 3:03 elapsed. Score: Alabama 30, Houston 24.

ATTENDANCE — 92,138 (capacity: 92,138)

TEAM STATISTICS.

| | UA | UH |
|-------------------------------|------|-------|
| First Downs | 21 | 24 |
| Rushing | 10 | 12 |
| Passing | 8 | 8 |
| Penalty | 3 | 4 |
| Rushing Attempts | 46 | 38 |
| Yards Gained Rushing | 198 | 180 |
| Yards Lost Rushing | 8 | 37 |
| Net Yards Rushing | 190 | 143 |
| Net Yards Passing | 157 | 261 |
| Passes Attempted | 27 | 38 |
| Passes Completed | 15 | 21 |
| Interceptions Thrown | 1 | 2 |
| Total Offensive Plays | 73 | 76 |
| Total Net Yards | 347 | 404 |
| Average Gain Per Play | 4.8 | 5.3 |
| Fumbles: Number-Lost | 1-0 | 2-1 |
| Penalties: Number-Yards | 7-69 | 10-79 |
| Number of Punts-Yards | 7-69 | 4-167 |
| Average Yards Per Punt | 40.0 | 41.8 |
| Punt Returns: Number-Yards | 2-6 | 3-6 |
| Kickoff Returns: Number-Yards | 3-59 | 5-80 |
| Interceptions: Number-Yards | 2-28 | 1-1 |

Fumble Returns: Number-Yards

| | | |
|-------------------------|-------|-------|
| | 1-1 | 0-0 |
| Time of Possession | 30:29 | 29:31 |
| Third Down Conversions | 6-15 | 5-16 |
| Fourth Down Conversions | 1-1 | 2-4 |
| Sacks By: Number-Yards | 5-29 | 1-1 |

ALABAMA

| RUSHING | Att. | Gain | Lost | Net | TD | LG |
|----------------------|------|-------|------|-------|-----|----|
| Glen Coffee | 30 | 122 | 1 | 121 | 1 | 9 |
| Roy Upchurch | 6 | 33 | 1 | 32 | 0 | 22 |
| John Parker Wilson | 7 | 26 | 1 | 25 | 1 | 10 |
| Terry Grant | 3 | 17 | 5 | 12 | 0 | 9 |
| PASSING | Att. | Comp. | Int. | Yards | TD | LG |
| John Parker Wilson | 27 | 15 | 1 | 157 | 2 | 27 |
| RECEIVING | No. | Yards | TD | LG | | |
| Glen Coffee | 6 | 30 | 0 | 8 | | |
| DJ Hall | 3 | 19 | 0 | 10 | | |
| Nick Walker | 2 | 43 | 0 | 27 | | |
| Mike McCoy | 1 | 23 | 1 | 23 | | |
| Nikita Stover | 1 | 23 | 1 | 23 | | |
| Matt Caddell | 1 | 13 | 0 | 13 | | |
| Terry Grant | 1 | 6 | 0 | 6 | | |
| PUNTING | No. | Yards | Avg. | LG | I20 | TB |
| P.J. Fitzgerald | 7 | 280 | 40.0 | 46 | 0 | 1 |
| PUNT RETURNS | No. | Yards | Avg. | LG | TD | |
| Javier Arenas | 2 | 6 | 3.0 | 5 | 0 | |
| KICKOFF RETURNS | No. | Yards | Avg. | LG | TD | |
| Jonathan Lowe | 2 | 44 | 22.0 | 25 | 0 | |
| Javier Arenas | 1 | 15 | 15.0 | 15 | 0 | |
| INTERCEPTION RETURNS | No. | Yards | Avg. | LG | TD | |
| Rashad Johnson | 1 | 28 | 28.0 | 28 | 0 | |
| Simeon Castille | 1 | 0 | 0.0 | 0 | 0 | |

FIELD GOALS

| FG-FGA | Good | Missed | | | | |
|---------------|------|--------|------|----|----|-------|
| None | -- | -- | | | | |
| KICKOFFS | No. | Yards | Avg. | TB | OB | |
| Leigh Tiffin | 5 | 316 | 63.2 | 0 | 0 | |
| ALL-PURPOSE | Rush | Rec. | KOR | PR | IR | TOTAL |
| Glen Coffee | 121 | 30 | 0 | 0 | 0 | 151 |
| Jonathan Lowe | 0 | 0 | 44 | 0 | 0 | 44 |
| Nick Walker | 0 | 43 | 0 | 0 | 0 | 43 |
| Roy Upchurch | 32 | 0 | 0 | 0 | 0 | 32 |
| FUMBLES | No. | Lost | | | | |
| Terry Grant | 1 | 0 | | | | |

DEFENSIVE LEADERS

Tackles — Wallace Gilberry (DL) 11; Rashad Johnson (DB) 9; Kareem Jackson (DB) 8; Prince Hall (LB) 8; Simeon Castille (DB) 6; Marcus Carter (DB) 5; Ezekial Knight (LB) 5.
Sacks (5-29) — Wallace Gilberry (DL) 2-4; Lorenzo Washington (DL) 1-12; Brandon Deaderick (DL) 1-7; Darren Mustin (LB) 1-6.
Tackles For Loss (8-37) — Wallace Gilberry (DL) 4.5-12; Lorenzo Washington (DL) 1-12; Brandon Deaderick (DL) 1-7; Darren Mustin (LB) 1-6; Rolando McClain (LB) 0.5-0.
Passes Broken Up (3) — Rashad Johnson (DB) 1; Prince Hall (LB) 1; Tyrone King (LB) 1.

HOUSTON

| RUSHING | Att. | Gain | Lost | Net | TD | LG |
|----------------------|--------|-------|--------|-------|-----|-------|
| Anthony Aldridge | 17 | 106 | 6 | 100 | 0 | 17 |
| Case Keenum | 10 | 40 | 6 | 34 | 1 | 16 |
| Terrance Ganaway | 4 | 25 | 0 | 25 | 0 | 17 |
| Blake Joseph | 7 | 9 | 25 | 16 | 0 | 9 |
| PASSING | Att. | Comp. | Int. | Yards | TD | LG |
| Blake Joseph | 20 | 9 | 0 | 125 | 1 | 68 |
| Case Keenum | 17 | 11 | 2 | 132 | 1 | 30 |
| Anthony Aldridge | 1 | 1 | 0 | 4 | 0 | 4 |
| RECEIVING | No. | Yards | TD | LG | | |
| Anthony Aldridge | 7 | 94 | 1 | 30 | | |
| Jeron Harvey | 6 | 53 | 0 | 13 | | |
| Donnie Avery | 4 | 104 | 1 | 68 | | |
| Teric Williams | 2 | 9 | 0 | 5 | | |
| Mark Hafner | 1 | 2 | 0 | 2 | | |
| W. Scourten | 1 | -1 | 0 | -1 | | |
| PUNTING | No. | Yards | Avg. | LG | I20 | TB |
| Chase Turner | 4 | 167 | 41.8 | 51 | 1 | 1 |
| PUNT RETURNS | No. | Yards | Avg. | LG | TD | |
| Teric Williams | 3 | 6 | 0 | 9 | 0 | |
| KICKOFF RETURNS | No. | Yards | Avg. | LG | TD | |
| Donnie Avery | 2 | 34 | 17.0 | 19 | 0 | |
| Teric Williams | 1 | 17 | 17.0 | 17 | 0 | |
| Anthony Aldridge | 1 | 17 | 17.0 | 17 | 0 | |
| Chris Gilbert | 1 | 12 | 12.0 | 12 | 0 | |
| INTERCEPTION RETURNS | No. | Yards | Avg. | LG | TD | |
| B. Brinkley | 1 | 0 | 0.0 | 0 | 0 | |
| FIELD GOALS | FG-FGA | Good | Missed | | | |
| T.J. Lawrence | 1-1 | 34 | -- | | | |
| KICKOFFS | No. | Yards | Avg. | TB | OB | |
| T.J. Lawrence | 6 | 411 | 68.5 | 3 | 0 | |
| ALL-PURPOSE | Rush. | Rec. | KOR | PR | IR | Total |
| Anthony Aldridge | 100 | 94 | 17 | 0 | 0 | 211 |
| Donnie Avery | 0 | 104 | 34 | 0 | 0 | 138 |
| Jeron Harvey | 0 | 53 | 0 | 0 | 0 | 53 |
| case Keenum | 34 | 0 | 0 | 0 | 0 | 34 |
| FUMBLES | No. | Lost | | | | |
| Teric Williams | 1 | 1 | | | | |
| Blake Joseph | 1 | 0 | | | | |

DEFENSIVE LEADERS

Tackles — Rocky Schwartz (LB) 13; Tate Stewart (DL) 9; Phillip Hunt (DL) 7; Cody Lubojasky (LB) 6; Ernest Miller (DB) 6.
Tackles For Loss (6-10) — Rocky Schwartz (LB) 1-1; Rodney Rideau (LB) 1-1; James Francis (LB) 1-1; Shomari Williams (LB) 1-1; Brendan Pahulu (LB) 0.5-3; Harry Simon (DB) 0.5-2; Trent Allen (LB) 0.5-1; Chris Pilot (LB) 0.5-0.
Passes Broken Up (2) — Rocky Schwartz (LB) 1; Tate Stewart (DL) 1.

Alabama Football vs. Ole Miss

Alabama 27, Ole Miss 24
 October 14, 2007
 Vaught-Hemingway Stadium • Oxford

TIDE FACT: The last three Alabama-Ole Miss games have been decided by nine total points.

Oxford, Miss. — Alabama scored 10 fourth-quarter points at Ole Miss, erasing a seven-point deficit to earn a comeback win over the Rebels, 27-24 at Vaught-Hemingway Stadium. The win marked the first time since 1999 Alabama won a road game when trailing entering the fourth quarter. It was the fifth consecutive week Alabama's game was decided by a touchdown or less, with three of the five coming down to the final play.

"Obviously, I'm very pleased, happy and proud for our team and players," Alabama coach Nick Saban said. "They did a great job of competing today for 60 minutes. That is something that I wanted to create an identity with. We certainly did that today."

Alabama and Ole Miss changed leads six times in Saturday's contest, with the Rebels taking a 24-17 lead into the fourth quarter before a key 54-yard punt return by Alabama sophomore Javier Arenas set up a three-yard touchdown run from freshman Terry Grant to tie the game at 24 with 7:11 remaining. On Ole Miss' next drive, Tide junior Ezekial Knight stepped in front of a Seth Adams pass for the first interception of his career, returning it to the Ole Miss five-yard line to set up the go-ahead field goal by sophomore kicker Leigh Tiffin.

The 24-yard field goal put the Tide up 27-24 with just over five minutes to go. After an unsuccessful fake field goal by the Tide gave Ole Miss the ball at its own 14 with 4:09 to go, Adams led the Rebels into Alabama territory by completing passes of 21, 20 and 19 yards. But on fourth-and-22 with 14 seconds to go, an illegal touching penalty on Ole Miss negated what would have been a completion inside the Alabama five-yard line, giving the Tide the ball back to run out the clock and seal the win.

"I called the timeout to get the review," Saban said. "They said that they were reviewing it anyway, and I told them I wanted a timeout to get a better look at it anyway. I saw the player go out of bounds."


Through the air, junior quarterback John Parker Wilson was 26-of-40 for 265 yards with one interception and a rushing touchdown for the Tide while senior DJ Hall caught 11 passes for 140 yards, tying a career high for receptions, and junior Matt Caddell had seven catches for 49 yards. On the ground, Grant had 16 rushes for 62 yards and a touchdown and sophomore Glen Coffee had 12 runs for 41 yards and a score. Grant's fourth-quarter score tied him with former Alabama tailback Shaun Alexander for touchdown runs by a freshman, with six.

Alabama took the game's opening drive to the Ole Miss 10, setting up a 27-yard field goal from Tiffin for a 3-0 lead. After an eight-yard touchdown pass from Adams to Dexter McCluster put Ole Miss up, 7-3, Alabama answered with a touchdown drive that ended with a one-yard sneak from Wilson to go up 10-7. An Ole Miss field goal tied the game at 10-10 before Coffee's three-yard touchdown run put Alabama up seven at the half.

Alabama picked off three Ole Miss passes in the game, with junior safety Rashad Johnson, senior cornerback Simeon Castille and Knight picking off Adams. Johnson's third-quarter interception extended his team-leading total to four on the year. Johnson was Alabama's leading tackler on the day, with nine. Freshman Kareem Jackson also had nine, and senior Wallace Gilberry had three tackles for loss, two sacks and a pass breakup. Defensively, we didn't play as well in the first half as we needed to," Saban said. "In the second half, we got some stops, got some big plays and made some interceptions. Special teams did a fantastic job today, especially in the second half."

Ole Miss scored 14 unanswered points in the third quarter to reclaim the lead on a three-yard touchdown run by Adams, which tied the game at 17-17, and a 17-yard pass from Adams to Michael Hicks that was set up by a blocked Alabama punt. That gave the Rebels a seven-point lead going into the fourth quarter before Alabama began its comeback.

"On offense, we know that we can score as long as we execute our game plan," Hall said. "When they went ahead not a lot of our guys panicked. We stuck with it. We were just so anxious to get back on the field and get the ball again."



SCORING SUMMARY

| | | | | | | |
|----------|---|----|----|----|---|----|
| Alabama | 3 | 14 | 0 | 10 | - | 27 |
| Ole Miss | 7 | 3 | 14 | 0 | - | 24 |

FIRST QUARTER

UA — Leigh Tiffin 27-yard field goal, 8:25 left. Drive: 14 plays, 61 yards, 6:35 elapsed. Score: Alabama 2, Ole Miss 0.
 UM — Dexter McCluster 8-yard pass from Seth Adams (Joshua Shene kick), 3:37 left. Drive: 9 plays, 80 yards, 4:48 elapsed. Score: Ole Miss 7, Alabama 3.

SECOND QUARTER

UA — Glen Coffee 2-yard run (Leigh Tiffin kick), 12:47 left. Drive: 16 plays, 74 yards, 5:50 elapsed. Score: Alabama 10, Ole Miss 7.
 UM — Joshua Shane 22-yard field goal, 6:23 left. Drive: 15 plays, 64 yards, 6:24 elapsed. Score: Alabama 10, Ole Miss 10.
 UA — John Parker Wilson 1-yard run (Tiffin kick), 2:30 left. Drive: 9 plays, 70 yards, 3:53 elapsed. Score: Alabama 17, Ole Miss 10.

THIRD QUARTER

UM — Seth Adams 3-yard run (Shene kick), 13:14 left. Drive: 4 plays, 69 yards, 1:46 elapsed. Score: Alabama 17, Ole Miss 17.
 UM — Michael Hicks 17-yard pass from Seth Adams (Shene kick), 3 plays, 8 yards, 2:02 elapsed. Score: Ole Miss 24, Alabama 17.

FOURTH QUARTER

UA — Terry Grant 3-yard run (Tiffin kick), 7:11 left. Drive: 4 plays, 21 yards, 1:45 elapsed. Score: Alabama 24, Ole Miss 24.
 UA — Tiffin 24-yard field goal, 5:14 left. Drive: 4 plays, -2 yards, 1:34 elapsed. Score: Alabama 27, Ole Miss 24.

ATTENDANCE — 59,791 (capacity: 60,580)

TEAM STATISTICS

| | UA | UM |
|-------------------------------|-------|-------|
| First Downs | 27 | 19 |
| Rushing | 10 | 5 |
| Passing | 15 | 14 |
| Penalty | 2 | 0 |
| Rushing Attempts | 40 | 31 |
| Yards Gained Rushing | 156 | 162 |
| Yards Lost Rushing | 43 | 26 |
| Net Yards Rushing | 113 | 136 |
| Net Yards Passing | 265 | 284 |
| Passes Attempted | 40 | 40 |
| Passes Completed | 26 | 22 |
| Interceptions Thrown | 1 | 3 |
| Total Offensive Plays | 80 | 71 |
| Total Net Yards | 378 | 420 |
| Average Gain Per Play | 4.7 | 5.9 |
| Fumbles: Number-Lost | 2-1 | 0-0 |
| Penalties: Number-Yards | 3-19 | 6-47 |
| Number of Punts-Yards | 3-86 | 3-150 |
| Average Yards Per Punt | 28.7 | 50.0 |
| Punt Returns: Number-Yards | 2-71 | 2-15 |
| Kickoff Returns: Number-Yards | 5-98 | 5-102 |
| Interceptions: Number-Yards | 3-28 | 1-0 |
| Fumble Returns: Number-Yards | 0-0 | 1-0 |
| Time of Possession | 30:01 | 29:59 |

Third Down Conversions 9-16 4-12
 Fourth Down Conversions 0-1 2-3
 Sacks By: Number-Yards 4-21 4-24

ALABAMA

| RUSHING | Att. | Gain | Lost | Net | TD | LG |
|----------------------|--------|--------|--------|-------|-----|-------|
| Terry Grant | 16 | 69 | 7 | 62 | 1 | 22 |
| Glen Coffee | 12 | 47 | 6 | 41 | 1 | 9 |
| Roy Upchurch | 5 | 39 | 0 | 39 | 0 | 16 |
| Team | 1 | 0 | 1 | -1 | 0 | -- |
| P.J. Fitzgerald | 1 | 0 | 5 | -5 | 0 | -- |
| John Parker Wilson | 5 | 1 | 24 | -23 | 1 | 1 |
| PASSING | Att. | Comp. | Int. | Yards | TD | LG |
| John Parker Wilson | 40 | 26 | 1 | 265 | 0 | 26 |
| RECEIVING | No. | Yards | TD | LG | | |
| DJ Hall | 11 | 140 | 0 | 36 | | |
| Matt Caddell | 7 | 49 | 0 | 10 | | |
| Glen Coffee | 2 | 21 | 0 | 12 | | |
| Travis McCall | 1 | 16 | 0 | 16 | | |
| Keith Brown | 1 | 15 | 0 | 15 | | |
| Nikita Stover | 1 | 9 | 0 | 9 | | |
| Nick Walker | 1 | 7 | 0 | 7 | | |
| Mike McCoy | 1 | 6 | 0 | 6 | | |
| Roy Upchurch | 1 | 2 | 0 | 2 | | |
| PUNTING | No. | Yards | Avg. | LG | I20 | TB |
| P.J. Fitzgerald | 2 | 86 | 43.0 | 47 | 1 | 0 |
| Team | 1 | 0 | 0.0 | 0 | 0 | 0 |
| PUNT RETURNS | No. | Yards | Avg. | LG | TD | |
| Javier Arenas | 4 | 93 | 23.3 | 35 | 0 | |
| KICKOFF RETURNS | No. | Yards | Avg. | LG | TD | |
| Javier Arenas | 4 | 93 | 23.3 | 35 | 0 | |
| Jimmy Johns | 1 | 5 | 5.0 | 5 | 0 | |
| INTERCEPTION RETURNS | No. | Yards | Avg. | LG | TD | |
| Ezekial Knight | 1 | 28 | 28.0 | 28 | 0 | |
| Simeon Castille | 1 | 0 | 0.0 | 0 | 0 | |
| Rashad Johnson | 1 | 0 | 0.0 | 0 | 0 | |
| FIELD GOALS | FG-FGA | Good | Missed | | | |
| Leigh Tiffin | 2-3 | 27, 24 | 35 | | | |
| KICKOFFS | No. | Yards | Avg. | TB | OB | |
| Leigh Tiffin | 6 | 393 | 65.5 | 1 | 0 | |
| ALL-PURPOSE | Rush | Rec. | KOR | PR | IR | TOTAL |
| Javier Arenas | 0 | 0 | 93 | 71 | 0 | 164 |
| DJ Hall | 0 | 140 | 0 | 0 | 0 | 140 |
| Terry Grant | 62 | 0 | 0 | 0 | 0 | 62 |
| FUMBLES | No. | Lost | | | | |
| Glen Coffee | 2 | 1 | | | | |

DEFENSIVE LEADERS

Tackles — Kareem Jackson (DB) 9; Rashad Johnson (DB) 9; Darren Mustin (LB) 7; Simeon Castille (DB) 7; Prince Hall (LB) 7; Marcus Carter (DB) 6; Wallace Gilberry (DL) 5; Ezekial Knight (LB) 4.
Sacks (4-21) — Wallace Gilberry (DL) 2-9; Brandon Deaderick (DL) 1-11; Rashad Johnson (DB) 1-1.
Tackles For Loss (7-27) — Wallace Gilberry (DL) 3-11; Brandon Deaderick (DL) 1-11; Ezekial Knight (LB) 1-3; Rashad Johnson (DB) 1-1; Simeon Castille (DB) 1-1.
Passes Broken Up (4) — Simeon Castille (DB) 2; Kareem Jackson (DB) 1; Wallace Gilberry (DL) 1.

OLE MISS

| RUSHING | Att. | Gain | Lost | Net | TD | LG |
|----------------------|--------|-------|--------|-------|-----|-------|
| B. Green-Ellis | 20 | 136 | 5 | 131 | 0 | 57 |
| Bruce Hall | 4 | 16 | 0 | 16 | 0 | 8 |
| Seth Adams | 7 | 10 | 21 | -11 | 1 | 4 |
| PASSING | Att. | Comp. | Int. | Yards | TD | LG |
| Seth Adams | 40 | 22 | 3 | 284 | 2 | 42 |
| RECEIVING | No. | Yards | TD | LG | | |
| Dexter McCluster | 7 | 75 | 1 | 19 | | |
| Shay Hodge | 3 | 51 | 0 | 35 | | |
| Bruce Hall | 3 | 23 | 0 | 14 | | |
| Robert Hough | 3 | 19 | 0 | 15 | | |
| Mike Wallace | 2 | 63 | 0 | 42 | | |
| Michael Hicks | 2 | 38 | 1 | 21 | | |
| Jason Cook | 1 | 16 | 0 | 16 | | |
| Marshay Green | 1 | -1 | 0 | -1 | | |
| PUNTING | No. | Yards | Avg. | LG | I20 | TB |
| Justin Sparks | 3 | 150 | 50.0 | 53 | 0 | 1 |
| PUNT RETURNS | No. | Yards | Avg. | LG | TD | |
| Dustin Mouzon | 1 | 23 | 23.0 | 23 | 0 | |
| Marshay Green | 1 | -8 | -8.0 | - | 0 | |
| KICKOFF RETURNS | No. | Yards | Avg. | LG | TD | |
| Mike Wallace | 4 | 87 | 21.8 | 29 | 0 | |
| Marshay Green | 1 | 15 | 15.0 | 15 | 0 | |
| INTERCEPTION RETURNS | No. | Yards | Avg. | LG | TD | |
| Ashlee Palmer | 1 | 0 | 0.0 | - | 0 | |
| FIELD GOALS | FG-FGA | Good | Missed | | | |
| Joshua Shene | 1-2 | 22 | 35 | | | |
| KICKOFFS | No. | Yards | Avg. | TB | OB | |
| Joshua Shene | 5 | 269 | 53.8 | 0 | 0 | |
| ALL-PURPOSE | Rush. | Rec. | KOR | PR | IR | Total |
| Mike Wallace | 0 | 63 | 87 | 0 | 0 | 150 |
| B. Green-Ellis | 131 | 0 | 0 | 0 | 0 | 131 |
| Dexter McCluster | 0 | 75 | 0 | 0 | 0 | 75 |
| FUMBLES | No. | Lost | | | | |
| Hicks | 1 | 0 | | | | |

DEFENSIVE LEADERS

Tackles — Greg Hardy (DL) 13; Brandon Thomas (LB) 11; Jamie Phillips (LB) 9; Ashlee Palmer (LB) 8; Kendrick Lewis (DB) 7; Johnny Brown (DB) 7; Cassius Vaughn (DB) 6; Peria Jerry (DL) 5.
Tackles For Loss (9-42) — Greg Hardy (DL) 4.5-29; Peria Jerry (DL) 2-8; Brandon Thomas (LB) 1-1; Johnny Brown (DB) 1-1; Jeremy Garrett (DL) 1-1; Ashlee Palmer (LB) 0.5-2.
Passes Broken Up (3) — Ashlee Palmer (LB) 2; Greg Hardy (DL) 1.

Alabama Football

vs. Tennessee

Alabama 41, (20) Tennessee 17
 October 20, 2007
 Bryant-Denny Stadium • Tuscaloosa, Ala.

TIDE FACT: Alabama's 41-17 win over Tennessee was its largest margin of victory against the Vols since a 56-28 win in 1986.

TUSCALOOSA — Junior quarterback John Parker Wilson threw for 363 yards and three touchdowns to lead Alabama to a 41-17 win over No. 20 Tennessee at Bryant-Denny Stadium. Wilson's 363 yards gave him his second 300-yard passing performance of the season, and for the sixth time this year senior receiver DJ Hall was his primary target. Hall caught 13 passes for 185 yards and two touchdowns in the game, setting the Alabama single-game record for catches.

"It feels good," Hall said. "It just shows the confidence [Wilson] has in me. He played great. Today's one of the best games I think he's ever had since I've been here. He spread it all around today. We clicked better than we have in the past."

The Alabama defense shut out the Tennessee offense in the second half, led in large part by freshman cornerback Kareem Jackson's two interceptions and two pass breakups in the Alabama secondary. The freshman had six tackles on the day including one for loss.

"The defense did a great job in the second half getting a couple of turnovers, getting a couple of key stops, not allowing them to get momentum to get back in the game," Alabama head coach Nick Saban said.

Alabama opened the game with an inside kick, recovering it at its own 45-yard line. The drive led to a 39-yard field goal from sophomore kicker Leigh Tiffin, his first of four on the day, to give the Tide an early 3-0 lead. After a Tennessee punt, Wilson led the Alabama offense down the field again, connecting with Hall for 42 yards and finding freshman tailback Terry Grant in the end zone for a four-yard score to extend the Tide's lead to 10-0.

Tennessee quarterback Erik Ainge then led the Volunteers on their only two touchdown-scoring drives of the day — a 71-yard drive that ended with a two-yard run from tailback Arian Foster, and a 68-yard drive that was capped by a three-yard pass from Ainge to Luke Stocker. Alabama closed the first half with a pair of touchdown catches from Hall — one a 16-yarder that capped an 86-yard drive, another a two-yarder that capped a 75-yard drive to give Alabama 24 first-half points.

"We were able to throw a lot of out-routes today on play-action when they gave them to us," Saban said. "You've still got to throw and catch it and those guys are doing a great job of doing it. DJ's having a fantastic year for us."

Alabama opened the second half with a pair of field goals before Grant added an eight-yard touchdown in the start of the fourth quarter. The two-point conversion, which was caught by Hall, made it 38-17 before a Tiffin field goal with less than five minutes left in the game gave Alabama the 24-point win, the largest margin of victory in the series since 1995.

"I'm really pleased and happy for our players," Saban said. "I don't think I've ever seen them any happier than what they were today. I'm really pleased and happy for our fans and our coaching staff. They've worked hard and when you really put everything in something like our players did in this game and go out and play a complete game. We'll have a chance to be successful, and the players did an outstanding job of that today."

While Hall had the big day in the Alabama receiving corps, senior Matt Caddell had four catches for 58 yards, tight end Travis McCall had three for 21 yards and Grant had six for 31 yards and a score. On the ground, Grant had 26 carries for 104 yards and a touchdown. The score was Grant's seventh of the year, breaking former Alabama tailback Shaun Alexander's previous freshman touchdown record of six.

"We had to have everybody focused on one play, doing their job, doing their assignment, and that's what we came out and did," Caddell said. "We just had great focus and great mental intensity."

SCORING SUMMARY

| | | | | | | |
|-----------|----|----|---|----|---|----|
| Tennessee | 7 | 10 | 0 | 0 | - | 17 |
| Alabama | 10 | 14 | 6 | 11 | - | 41 |

FIRST QUARTER

UA — Leigh Tiffin 39-yard field goal, 13:05 left. Drive: 7 plays, 35 yards, 1:55 elapsed. Score: Alabama 3, Tennessee 0
 UA — Terry Grant 3-yard pass from John Parker Wilson (Tiffin kick), 6:59 left. Drive: 9 plays, 84 yards, 3:43 elapsed. Score: Alabama 10, Tennessee 0
 UT — Arian Foster 2-yard run (Daniel Lincoln kick), 4:43 left. Drive: 7 plays, 72 yards, 2:16 elapsed. Score: Alabama 10, Tennessee 7

SECOND QUARTER

UT — Luke Stocker 3-yard pass from Erik Ainge (Lincoln kick), 14:56 left. Drive: 8 plays, 68 yards, 3:38 elapsed. Score: Tennessee 14, Alabama 10.
 UA — DJ Hall 16-yard pass from Wilson (Tiffin kick), 11:16 left. Drive: 11 plays, 86 yards, 3:40 elapsed.
 UA — Hall 2-yard pass from Wilson (Tiffin kick), 0:12 left. Drive: 16 plays, 75 yards, 7:14 elapsed.
 UT — Lincoln 45-yard field goal, 0:00 left. Drive: 2 plays, 27 yards, 0:12 elapsed.

THIRD QUARTER

UA — Tiffin 20-yard field goal, 6:57 left. Drive: 10 plays, 58 yards, 4:47 elapsed.
 UA — Tiffin 42-yard field goal, 2:12 left. Drive: 7 plays, 56 yards, 2:21 elapsed.

FOURTH QUARTER

UA — Grant 8-yard run (Hall pass from Wilson), 10:59 left. Drive: 10 plays, 82 yards, 5:03 left.
 UA — Tiffin 44-yard field goal, 4:55 left. Drive: 7 plays, 25 yards, 3:18 left.

ATTENDANCE — 92,138 (capacity: 92,138)

TEAM STATISTICS

| | UA | UT |
|-------------------------|------|-------|
| First Downs | 27 | 19 |
| Rushing | 6 | 5 |
| Passing | 15 | 12 |
| Penalty | 6 | 2 |
| Rushing Attempts | 38 | 19 |
| Yards Gained Rushing | 155 | 103 |
| Yards Lost Rushing | 8 | 0 |
| Net Yards Rushing | 147 | 103 |
| Net Yards Passing | 363 | 259 |
| Passes Attempted | 46 | 38 |
| Passes Completed | 32 | 23 |
| Interceptions Thrown | 0 | 2 |
| Total Offensive Plays | 84 | 57 |
| Total Net Yards | 510 | 362 |
| Average Gain Per Play | 6.1 | 6.4 |
| Fumbles: Number-Lost | 1-0 | 0-0 |
| Penalties: Number-Yards | 8-66 | 11-81 |

| | | |
|-------------------------------|-------|-------|
| Number of Punts-Yards | 2-87 | 5-207 |
| Average Yards Per Punt | 43.5 | 41.4 |
| Punt Returns: Number-Yards | 0-0 | 0-0 |
| Kickoff Returns: Number-Yards | 3-89 | 8-165 |
| Interceptions: Number-Yards | 2-29 | 0-0 |
| Fumble Returns: Number-Yards | 0-0 | 0-0 |
| Time of Possession | 37:38 | 22:22 |
| Third Down Conversions | 8-18 | 6-12 |
| Fourth Down Conversions | 1-1 | 0-1 |
| Sacks By: Number-Yards | 0-0 | 1-1 |

ALABAMA

| RUSHING | Att. | Gain | Lost | Net | TD | LG |
|--------------------|------|------|------|-----|----|----|
| Terry Grant | 26 | 106 | 2 | 104 | 1 | 26 |
| John Parker Wilson | 6 | 33 | 5 | 28 | 0 | 7 |
| Roy Upchurch | 6 | 16 | 1 | 15 | 0 | 4 |

| PASSING | Att. | Comp. | Int. | Yards | TD | LG |
|--------------------|------|-------|------|-------|----|----|
| John Parker Wilson | 46 | 32 | 0 | 363 | 3 | 42 |

| RECEIVING | No. | Yards | TD | LG |
|---------------|-----|-------|----|----|
| DJ Hall | 13 | 185 | 2 | 42 |
| Matt Caddell | 6 | 31 | 1 | 12 |
| Travis McCall | 3 | 21 | 0 | 14 |
| Nikita Stover | 2 | 24 | 0 | 19 |
| Mike McCoy | 2 | 12 | 0 | 9 |
| Roy Upchurch | 1 | 22 | 0 | 22 |
| Keith Brown | 1 | 10 | 0 | 10 |

| PUNTING | No. | Yards | Avg. | LG | I20 | TB |
|-----------------|-----|-------|------|----|-----|----|
| P.J. Fitzgerald | 2 | 87 | 43.5 | 51 | 1 | 0 |

| PUNT RETURNS | No. | Yards | Avg. | LG | TD |
|--------------|-----|-------|------|----|----|
| None | | | | | |

| KICKOFF RETURNS | No. | Yards | Avg. | LG | TD |
|-----------------|-----|-------|------|----|----|
| Matt Caddell | 2 | 27 | 13.5 | 15 | 0 |
| Javier Arenas | 1 | 61 | 62.0 | 62 | 0 |

| INTERCEPTION RETURNS | No. | Yards | Avg. | LG | TD |
|----------------------|-----|-------|------|----|----|
| Kareem Jackson | 2 | 29 | 14.5 | 29 | 0 |

| FIELD GOALS | FG-FGA | Good | Missed |
|--------------|--------|----------------|--------|
| Leigh Tiffin | 4-5 | 39, 20, 42, 44 | 48 |

| KICKOFFS | No. | Yards | Avg. | TB | OB |
|--------------|-----|-------|------|----|----|
| Leigh Tiffin | 8 | 490 | 61.2 | 0 | 0 |

| ALL-PURPOSE | Rush | Rec. | KOR | PR | IR | TOTAL |
|---------------|------|------|-----|----|----|-------|
| DJ Hall | 0 | 185 | 0 | 0 | 0 | 185 |
| Terry Grant | 104 | 31 | 0 | 0 | 0 | 135 |
| Matt Caddell | 0 | 58 | 27 | 0 | 0 | 85 |
| Javier Arenas | 0 | 0 | 62 | 0 | 0 | 62 |

| FUMBLES | No. | Lost |
|--------------------|-----|------|
| John Parker Wilson | 1 | 0 |

TENNESSEE

| RUSHING | Att. | Gain | Lost | Net | TD | LG |
|----------------|------|------|------|-----|----|----|
| Arian Foster | 13 | 91 | 0 | 91 | 1 | 18 |
| LaMarcus Coker | 5 | 12 | 0 | 12 | 0 | 3 |
| Lennon Creeer | 1 | 0 | 0 | 0 | 0 | -- |

| PASSING | Att. | Comp. | Int. | Yards | TD | LG |
|-------------------|------|-------|------|-------|----|----|
| Erik Ainge | 35 | 22 | 1 | 243 | 1 | 53 |
| Jonathan Crompton | 2 | 1 | 1 | 16 | 1 | 16 |
| LaMarcus Coker | 1 | 0 | 0 | 0 | 0 | - |

| RECEIVING | No. | Yards | TD | LG |
|-----------------|-----|-------|----|----|
| Chris Brown | 5 | 28 | 0 | 12 |
| Arian Foster | 4 | 74 | 0 | 53 |
| Austin Rogers | 4 | 52 | 0 | 27 |
| John Briscoe | 3 | 36 | 0 | 17 |
| Gerald Jones | 2 | 27 | 0 | 17 |
| Lucas Taylor | 2 | 15 | 0 | 11 |
| Denarius Moore | 1 | 16 | 0 | 16 |
| Quintin Hancock | 1 | 8 | 0 | 8 |
| Luke Stocker | 1 | 3 | 1 | 3 |

| PUNTING | No. | Yards | Avg. | LG | I20 | TB |
|------------------|-----|-------|------|----|-----|----|
| Britton Colquitt | 5 | 207 | 41.4 | 52 | 2 | 2 |

| PUNT RETURNS | No. | Yards | Avg. | LG | TD |
|--------------|-----|-------|------|----|----|
| None | | | | | |

| KICKOFF RETURNS | No. | Yards | Avg. | LG | TD |
|-----------------|-----|-------|------|----|----|
| LaMarcus Coker | 6 | 134 | 22.3 | 34 | 0 |
| Dennis Rogan | 1 | 25 | 25.0 | 25 | 0 |
| Nevin McKenzie | 1 | 6 | 6.0 | 6 | 0 |

| INTERCEPTION RETURNS | No. | Yards | Avg. | LG | TD |
|----------------------|-----|-------|------|----|----|
| None | | | | | |

| FIELD GOALS | FG-FGA | Good | Missed |
|----------------|--------|------|--------|
| Daniel Lincoln | 1-1 | 45 | - |

| KICKOFFS | No. | Yards | Avg. | TB | OB |
|------------------|-----|-------|------|----|----|
| Britton Colquitt | 3 | 182 | 60.7 | 0 | 0 |

| ALL-PURPOSE | Rush. | Rec. | KOR | PR | IR | Total |
|----------------|-------|------|-----|----|----|-------|
| Arian Foster | 91 | 74 | 0 | 0 | 0 | 165 |
| LaMarcus Coker | 12 | 0 | 134 | 0 | 0 | 146 |
| Austin Rogers | 0 | 52 | 0 | 0 | 0 | 52 |
| John Briscoe | 0 | 36 | 0 | 0 | 0 | 36 |

| FUMBLES | No. | Lost |
|---------|-----|------|
| None | | |

| DEFENSIVE LEADERS |
|----------------------------------------------------------------------------------------------------------------------------------------------------------------------|
| Tackles — Ryan Karl (LB) 11; Jerod Mayo (LB) 11; Jonathan Hefney (DB) 9; Rick McCoy (LB) 8; Marsalous Johnson (DB) 8; Brent Vinson (DB) 7; Eric Berry (DB) 4. |
| Tackles For Loss (3-4) — Eric Berry (DB) 1-2; Rico McCoy (LB) 1-1; Wes Brown (DL) 0.5-0; Robert Ayers (DL) 0.5-1. |
| Passes Broken Up (1) — Brent Vinson (DB) 1. |

Alabama Football

vs. LSU

(3) LSU 41, (17) Alabama 34
 November 3, 2007
 Bryant-Denny Stadium • Tuscaloosa, Ala.

TIDE FACT: Javier Arenas had 237 all-purpose yards, including a 61-yard punt return for a touchdown.

TUSCALOOSA – An opportunistic LSU team scored two touchdowns in the final three minutes to rally the third-ranked Tigers to a 41-34 win over No. 17 Alabama. LSU (8-1, 5-1 Southeastern Conference) pulled this out in typical fashion, going down to the wire in their fourth straight game.

Alabama (6-3, 4-2 in the SEC) went ahead on a 61-yard punt return by Javier Arenas with 7:33 left, and the Crimson Tide was in position to clinch it when the Tigers faced fourth-and-four at the Tide 32-yard line. LSU quarterback Matt Flynn tossed a pass over the middle to Early Doucet, who shook away from one defender, faked out another and went all the way to the end zone for the tying score with 2:49 remaining.

Alabama got the ball back, but safety Chad Jones burst up the middle to sack John Parker Wilson and knock the ball away. It rolled along the turf until LSU's Curtis Taylor fell on it at the Tide 4. Two plays later, Jacob Hester dove over from the 1 with 1:26 left and LSU was still in the national title race.

Saban, who led LSU to a share of the national championship in 2004 before leaving for the NFL, walked to midfield to shake hands with the coach who replaced him. Flynn, whose three first-half interceptions helped Alabama get back in the game from an early 17-3 deficit, drove the Tigers 84 yards in 10 plays for the tying touchdown. Then the touted LSU defense came up with not just a stop, but a turnover.

Wilson completed only 14 of 40 passes for Alabama, but it seemed he threw three touchdowns, connecting with DJ Hall on a 67-yarder and hitting Keith Brown for scores of 29 and 14 yards. Alabama, with two linemen and its top running back suspended over textbook issues, couldn't muster a running game. The Tide finished with just 20 yards on the ground and were outgained 475-254 overall.

After squandering its two-touchdown lead and falling behind, LSU finally responded with Flynn's 61-yard touchdown pass to Demetrius Byrd in the final minute of the third quarter. That was just the warm-up for another down-to-the-wire finish.

"We should have won, and I'm really angry right now," Alabama linebacker Darren Mustin said. "I feel like we had that game won, but we just let them take it away from us."

"We don't play with enough discipline," he said. "It drives me nuts. My hands are bruised from smacking them together when we made mistakes, when we did the wrong things."

After the game ended, Saban lingered on the field to shake hands with his former players.

"I love our players here more. I'm going to work with them every day to try to help them be successful," Saban said. "But I can't just throw away the feelings I have for those players, the ones I have a relationship with. That just doesn't go away."

SCORING SUMMARY

| | | | | | | |
|---------|----|----|---|----|---|----|
| LSU | 10 | 7 | 7 | 17 | - | 41 |
| Alabama | 3 | 17 | 7 | 7 | - | 34 |

FIRST QUARTER

UA – Leigh Tiffin 36-yard field goal, 12:30 left. Drive: 10 plays, 44 yards, 2:30 elapsed. Score: Alabama 3, LSU 0.

LSU – Colt David 43-yard field goal, 6:05 left. Drive: 11 plays, 59 yards, 0:36 elapsed. Score: Alabama 3, LSU 3.

LSU – Early Doucet 10-yard pass from Matt Flynn (Colt David kick), 4:30 left. Drive: 3 plays, 12 yards, 0:59 elapsed. Score: LSU 10, Alabama 3.

SECOND QUARTER

LSU – Jacob Hester 1-yard run (David kick), 14:56 left. Drive: 6 plays, 54 yards, 2:19 elapsed. Score: LSU 17, Alabama 3.

UA – DJ Hall 67-yard pass from John Parker Wilson (Leigh Tiffin kick), 11:03 left. Drive: 4 plays, 80 yards, 0:56 elapsed. Score: LSU 17, Alabama 10.

UA – Tiffin 21-yard field goal, 6:12 left. Drive: 4 plays, 0 yards, 0:54 elapsed. Score: LSU 17, Alabama 13.

UA – Keith Brown 29-yard pass from Wilson (Tiffin kick), 0:46 left. Drive: 2 plays, 20 yards, 0:21 elapsed. Score: Alabama 20, LSU 17.

THIRD QUARTER

UA – Brown 14-yard pass from Wilson (Tiffin kick), 1:19 left. Drive: 8 plays, 80 yards, 3:07 elapsed. Score: Alabama 27, LSU 17.

LSU – Demetrius Byrd 61-yard pass from Matt Flynn (David kick), 0:20 left. Drive: 2 plays, 72 yards, 0:59 elapsed. Score: Alabama 27, LSU 24.

FOURTH QUARTER

LSU – David 49-yard field goal, 11:21 left. Drive: 5 plays, 42 yards, 2:07 elapsed. Score: Alabama 27, LSU 27.

UA – Javier Arenas 61-yard punt return (Tiffin kick), 7:33 left. Score: Alabama 34, LSU 27.

LSU – Doucet 32-yard pass from Flynn (David kick), 2:49 left. Drive: 10 plays, 84 yards, 2:04 elapsed. Score: Alabama 34, LSU 34.

LSU – Hester 1-yard run (David kick), 1:26 left. Drive: 2 plays, 3 yards, 0:13 elapsed. Score: LSU 41, Alabama 34.

ATTENDANCE – 92,138 (capacity: 92,138)

TEAM STATISTICS

| | UA | LSU |
|-------------------------------|-------|--------|
| First Downs | 20 | 21 |
| Rushing | 2 | 6 |
| Passing | 12 | 15 |
| Penalty | 6 | 0 |
| Rushing Attempts | 33 | 34 |
| Yards Gained Rushing | 89 | 116 |
| Yards Lost Rushing | 69 | 29 |
| Net Yards Rushing | 20 | 87 |
| Net Yards Passing | 234 | 388 |
| Passes Attempted | 40 | 46 |
| Passes Completed | 14 | 25 |
| Interceptions Thrown | 1 | 3 |
| Total Offensive Plays | 73 | 80 |
| Total Net Yards | 254 | 475 |
| Average Gain Per Play | 3.5 | 5.9 |
| Fumbles No.-Lost | 1-0 | 2-1 |
| Penalties: Number-Yards | 2-15 | 14-130 |
| Number of Punts-Yards | 8-267 | 6-276 |
| Average Yards Per Punt | 33.4 | 46.0 |
| Punt Returns: Number-Yards | 3-69 | 3-18 |
| Kickoff Returns: Number-Yards | 8-168 | 7-106 |

| | | |
|------------------------------|-------|-------|
| Interceptions: Number-Yards | 3-53 | 1-18 |
| Fumble Returns: Number-Yards | 0-0 | 0-0 |
| Time of Possession: | 27:19 | 32:41 |
| Third Down Conversions | 4-17 | 6-16 |
| Fourth Down Conversions | 0-1 | 1-1 |
| Sacks By: Number-Yards | 3-19 | 7-53 |

ALABAMA

| RUSHING | Att. | Gain | Lost | Net | TD | LG |
|----------------------|------|-------|------|-------|-----|----|
| Jonathan Lowe | 10 | 34 | 3 | 31 | 0 | 8 |
| Terry Grant | 13 | 25 | 2 | 23 | 0 | 5 |
| DJ Hall | 1 | 0 | 0 | 0 | 0 | -- |
| John Parker Wilson | 9 | 30 | 64 | -34 | 0 | 23 |
| PASSING | Att. | Comp. | Int. | Yards | TD | LG |
| John Parker Wilson | 40 | 14 | 1 | 234 | 3 | 67 |
| RECEIVING | No. | Yards | TD | LG | | |
| Matt Caddell | 3 | 55 | 0 | 32 | | |
| Terry Grant | 3 | 29 | 0 | 15 | | |
| DJ Hall | 2 | 76 | 1 | 67 | | |
| Keith Brown | 2 | 43 | 2 | 29 | | |
| Nick Walker | 2 | 25 | 0 | 15 | | |
| Mike McCoy | 1 | 4 | 0 | 4 | | |
| Jonathan Lowe | 1 | 2 | 0 | 2 | | |
| PUNTING | No. | Yards | Avg. | LG | I20 | TB |
| P.J. Fitzgerald | 8 | 267 | 33.4 | 37 | 2 | 0 |
| PUNT RETURNS | No. | Yards | Avg. | LG | TD | |
| Javier Arenas | 3 | 69 | 23 | 61 | 1 | |
| KICKOFF RETURNS | No. | Yards | Avg. | LG | TD | |
| Javier Arenas | 8 | 168 | 21.0 | 31 | 0 | |
| INTERCEPTION RETURNS | No. | Yards | Avg. | LG | TD | |
| Kareem Jackson | 1 | 51 | 51.0 | 51 | 0 | |
| Rashad Johnson | 1 | 2 | 2.0 | 2 | 0 | |
| Ezekial Knight | 1 | 0 | 0.0 | - | 0 | |

| FIELD GOALS | FG-FGA | Good | Missed | | | |
|--------------------|--------|--------|--------|----|----|-------|
| Leigh Tiffin | 2-2 | 36, 21 | -- | | | |
| KICKOFFS | No. | Yards | Avg. | TB | OB | |
| Leigh Tiffin | 7 | 429 | 61.3 | 0 | 0 | |
| ALL-PURPOSE | Rush | Rec. | KOR | PR | IR | TOTAL |
| Javier Arenas | 0 | 0 | 168 | 69 | 0 | 237 |
| DJ Hall | 0 | 0 | 76 | 0 | 0 | 76 |
| Matt Caddell | 0 | 0 | 55 | 0 | 0 | 55 |
| Terry Grant | 23 | 29 | 0 | 0 | 0 | 52 |
| FUMBLES | No. | Lost | | | | |
| John Parker Wilson | 1 | 1 | | | | |
| Javier Arenas | 1 | 0 | | | | |

DEFENSIVE LEADERS

Tackles – Rashad Johnson (DB) 9; Wallace Gilberry (DL) 8; Rolando McClain (LB) 7; Kareem Jackson (DB) 6; Lorenzo Washington (DL) 5; Marcus Carter (DB) 5; Ali Sharrief (DB) 4; Simeon Castille (DB) 4; Darren Mustin (LB) 4; Javier Arenas (DB) 4.

Sacks (3-19) – Wallace Gilberry (DL) 3-19.

Tackles For Loss (8-27) – Wallace Gilberry (DL) 3-19; Rashad Johnson (DB) 1-3; Darren Mustin (LB) 1-2; Ali Sharrief (DB) 1-1; Simeon Castille (DB) 1-1; Javier Arenas (DB) 1-1.

Passes Broken Up (5) – Rashad Johnson (DB) 1; Kareem Jackson (DB) 1; Marcus Carter (DB) 1; Simeon Castille (DB) 1; Javier Arenas (DB) 1.

LSU

| RUSHING | Att. | Gain | Lost | Net | TD | LG |
|----------------------|--------|--------|--------|-------|-----|-------|
| Jacob Hester | 16 | 50 | 3 | 47 | 2 | 9 |
| K. Williams | 3 | 24 | 0 | 24 | 0 | 15 |
| Matt Flynn | 10 | 40 | 21 | 19 | 10 | 12 |
| T. Holliday | 1 | 2 | 0 | 2 | 0 | 2 |
| Richard Murphy | 1 | 0 | 0 | 0 | 0 | - |
| Charles Scott | 1 | 0 | 1 | -1 | 0 | - |
| TEAM | 2 | 0 | 4 | -4 | 0 | - |
| PASSING | Att. | Comp. | Int. | Yards | TD | LG |
| Matt Flynn | 44 | 24 | 3 | 353 | 3 | 61 |
| TEAM | 1 | 0 | 0 | 0 | 0 | 0 |
| Early Doucet | 1 | 1 | 0 | 35 | 0 | 35 |
| RECEIVING | No. | Yards | TD | LG | | |
| Demetrius Byrd | 6 | 144 | 1 | 61 | | |
| Early Doucet | 5 | 67 | 2 | 32 | | |
| Jacob Hester | 5 | 33 | 0 | 18 | | |
| Brandon LaFell | 4 | 43 | 0 | 19 | | |
| Richard Dickson | 3 | 55 | 0 | 35 | | |
| Matt Flynn | 1 | 35 | 0 | 35 | | |
| T. Toliver | 1 | 11 | 0 | 11 | | |
| PUNTING | No. | Yards | Avg. | LG | I20 | TB |
| Patrick Fisher | 6 | 276 | 46.0 | 52 | 1 | 1 |
| PUNT RETURNS | No. | Yards | Avg. | LG | TD | |
| Chad Jones | 3 | 18 | 6.0 | 18 | 0 | |
| KICKOFF RETURNS | No. | Yards | Avg. | LG | TD | |
| T. Holiday | 4 | 59 | 14.8 | 21 | 0 | |
| K. Williams | 2 | 44 | 22.0 | 22 | 0 | |
| INTERCEPTION RETURNS | No. | Yards | Avg. | LG | TD | |
| Chevis Jackson | 1 | 18 | 18.0 | 18 | 0 | |
| FIELD GOALS | FG-FGA | Good | Missed | | | |
| Colt David | 2-3 | 43, 49 | 46 | | | |
| KICKOFFS | No. | Yards | Avg. | TB | OB | |
| Josh Jasper | 4 | 244 | 61.0 | 0 | 0 | |
| A. Crutchfield | 4 | 247 | 61.8 | 0 | 0 | |
| ALL-PURPOSE | Rush. | Rec. | KOR | PR | IR | Total |
| Demetrius Byrd | 0 | 144 | 0 | 0 | 0 | 144 |
| Jacob Hester | 47 | 33 | 0 | 0 | 0 | 80 |
| K. Williams | 24 | 0 | 44 | 0 | 0 | 68 |
| Early Doucet | 0 | 67 | 0 | 0 | 0 | 67 |
| FUMBLES | No. | Lost | | | | |
| Matt Flynn | 1 | 0 | | | | |

DEFENSIVE LEADERS

Tackles – Darry Beckwith (LB) 7; Glenn Dorsey (DL) 7; Kirston Pittman (DL) 6; Danny McCray (DB) 5; Chad Jones (DB) 4; Craig Steltz (DB) 4.

Sacks (7-53) – Chad Jones (DB) 2-25; Kirston Pittman (DL) 2-11; Tyson Jackson (DL) 2-11; Glenn Dorsey (DL) 1-6.

Tackles For Loss (10-58) – Kirston Pittman (DL) 3-14; Chad Jones (DB) 2-25; Tyson Jackson (DL) 2-11; Glenn Dorsey (DL) 2-7; Darry Beckwith (LB) 1-1.

Passes Broken Up (7) – Tyson Jackson (DL) 3; Chevis Jackson (DB) 2; Darry Beckwith (LB) 1; Craig Steltz (DB) 1.